

## A review on Asteroseismology

---

**M. P. Di Mauro**<sup>\*†</sup>

*INAF-IAPS Istituto di Astrofisica e Planetologia Spaziali, Roma, Italy*

*E-mail:* maria.dimauro@inaf.it

Over the last decade, thanks to the successful space missions launched to detect stellar pulsations, Asteroseismology has produced an extraordinary revolution in astrophysics, unveiling a wealth of results on structural properties of stars over a large part of the H-R diagram.

Particularly impressive has been the development of Asteroseismology for stars showing solar-like oscillations, which are excited and intrinsically damped in stars with convective envelopes.

Here I will review on the modern era of Asteroseismology with emphasis on results obtained for solar-like stars and discuss its potential for the advancement of stellar physics.

*Frontier Research in Astrophysics – II*

*23-28 May 2016*

*Mondello (Palermo), Italy*

---


<sup>\*</sup>Speaker.

<sup>†</sup>A footnote may follow.

## 1. Introduction

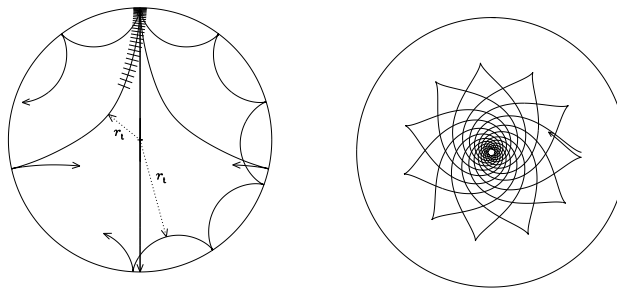
Asteroseismology indicates the study of internal structure and dynamics of the stars from small oscillations observed at their surface. The pulsations, visible as pattern of regions contracting and expanding on the photosphere, are produced by standing waves travelling inside the star which interfere constructively with themselves giving rise to resonant modes. These modes can be analyzed with the same mathematical techniques used by the geophysicists to probe the Earth's interior from the analysis of earthquakes.

Each star can be thought as a musical instrument which plays a melody made of an original combination of modes. The basic idea of Asteroseismology is to recognize the size and shape of 'musical instruments' by recording their pitches or, in other words, by detecting the periodic motions of the stellar surface produced by the star-quakes.



**Figure 1:** Resonant acoustic modes of oscillations seen on the surface a ringing bell.

The seismic waves supported in a star can be pressure or acoustic waves like in a bell (see Fig. 1), but also internal or gravity waves like those occurring in a stratified medium such as the atmosphere or the ocean. They form the classes of p and g modes respectively, named after the force that acts to restore the perturbed stellar equilibrium. Figure 2 shows a schematic view of acoustic and gravity waves propagating in the stellar interior.



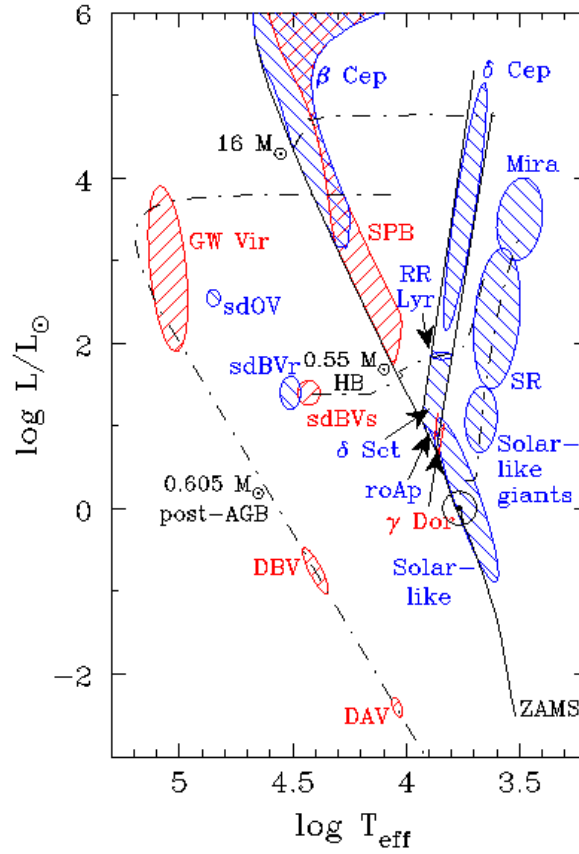
**Figure 2:** Example of propagation of p modes (panel on the left) and g modes (panel on the right) in the stellar interior.

The spatial configuration of the individual oscillation modes is defined by three numbers: the radial order  $n$  ( $n = 0, 1, 2, \dots$ ), which is the number of nodal surfaces in the radial direction, the

harmonic degree  $l$  ( $l = 0, 1, 2, \dots$ ) and the azimuthal order  $m$  ( $m = -l, \dots, l$ ) which determine the behavior of the mode over the surface of the star.

Oscillations have several advantages over all the other observables: their frequencies can be measured with high accuracy and depend in very simply way on the equilibrium structure of the stellar model; different modes propagate through different layers of the stellar interior. Thus, a sufficiently rich spectrum of observed modes allows to probe the internal conditions at any depth of a star and to test and revise models of stellar structure and theories of the evolution. Since a correct understanding of stellar evolution is a corner-stone of modern astrophysics, these endeavors are fundamentally important to the whole of astrophysics.

Though the existence of pulsating stars and interpretation of their characteristics are well known since long time, the number of known classes of pulsating stars has recently highly increased. Thanks to the ever improving precision in photometric and radial velocity measurements, it has been possible to detect pulsational instability of stars in all the evolutionary stages and of different spectral type from main-sequence to the white dwarf cooling sequence (see Fig. 3).



**Figure 3:** HR diagram showing several selected classes of pulsating stars. Among them we can identify the classes of: solar-like stars,  $\gamma$  Doradus,  $\delta$ -Scuti stars just on or little above the ZAMS; classical pulsators (RR Lyrae and  $\delta$  Cephei), SPB and  $\beta$  Cepheids along the upper part of the ZAMS; the evolved low mass hot subdwarfs and white-dwarf stars along the cooling sequence (DBV, DAV) (Figure taken from [75]).

Stellar pulsations may be distinguished in self-excited and stochastic oscillations, according to their driving mechanism.

The self-excited oscillations arise from a perturbation to the energy flux resulting in a heat-engine mechanism converting thermal into mechanical energy.

If the valve which regulates the heat flux is provided by variations of the opacity, the mechanism is named  $\kappa$ -mechanism and it depends on the existence of regions of partial ionization near the stellar surfaces. When the energy of compression acts to increase the degree of ionization, the opacity increases and the gas heats up, while under expansion the opacity decreases and the heat is lost. This mechanism, firstly postulated by [6] for explaining  $\delta$  Cephei (also known as Cepheids) pulsations, drives pulsations with intensity amplitude in the range of millimagnitudes in the classical pulsators, including white dwarfs,  $\delta$  Scuti stars, the rapidly rotating Ap stars, the  $\beta$ -Cephei stars, the slowly pulsating B (SPB) stars and the  $\gamma$  Doradus. There is good evidence that this driving mechanism is also valid in other classes of stars, such as the Mira stars.

If the perturbations to the energy flux depends on a strong temperature variation rising from thermonuclear reactions then the excitation mechanism is called  $\varepsilon$ -mechanism. Potentially, this mechanism can work in the stellar cores of evolved massive stars whose energy production is driven by the CNO cycle, but at present there isn't any observational evidence.

The other major driving mechanism is the stochastic excitation which works in the Sun and in the solar-like oscillators, where pulsations are excited and damped by turbulent convection and the oscillation modes are intrinsically stable. Although details of the stochastic excitation mechanism are not fully established, it is nowadays largely accepted that acoustic modes of the period of few minutes are efficiently excited in a shallow subsurface layer characterized by a superadiabatic stratification, where the convective cells can reach near-sonic velocity [71]. An important aspect of the oscillations driven by turbulent convection is that their excitation occurs at random times, and hence the process is stochastic, with the effect that the mode phases change with time. This is very different from the heat engine mechanism, which instead excites pulsation coherently. This contrast is a very important way of distinguishing between these two types of driving mechanisms in the signal analysis. Another important attribute of stochastic driving is that all the possible resonant modes typical of that star can be excited while in the classical pulsators there exists a selective mechanism which excites only some oscillation modes to observable amplitudes.

Main classification of known classes of pulsating stars are given in Fig. 4 while a detailed description of the characteristics of the main asteroseismic targets across the HR diagram can be found in ,e.g., [1] or [75]. In addition, it is now largely recognized that some stars may show oscillations excited by two distinct mechanisms and hence can be considered "hybrid" pulsators. For instance solar-like oscillations have been identified in the  $\delta$ -Scuti stars [3].

For basic concepts on the theory of stellar oscillations, the reader can refer to classical books, e.g., [44], [132]; for a general review on asteroseismology, it is very useful the book by [1]; for theoretical methods in asteroseismology see the Lecture Notes on Stellar Oscillations by Christensen-Dalsgaard, the volume by [115] or the review by, e.g., [51].

The present paper provides a general overview on the recent observational and theoretical successes obtained on the solar-type stars thanks to the possibility of handling large sets of accurate oscillation frequencies. Moreover, it should be pointed out, that methods and techniques developed and adapted to solar-type stars, can be extended with success to other pulsating stars.

Type	Period	Excitation	Modes
<i>roAp</i>	6-15 min	$\kappa$ mechanism	p with high n, high l
<i>SPB and <math>\gamma</math> Doradus</i>	10h-7 d	$\kappa$ mechanism	g with high n low l
<i>SdB</i>	100-400s 0.5-2h	$\kappa$ mechanism	p and g
<i>WD</i>	100-1000s	$\kappa$ mechanism	g with low l high n
<i>ELM WD</i>	20 min-2h	$\kappa$ mechanism	g mode (may be also p)
<i><math>\delta</math> Scuti</i>	1-3 h	$\kappa$ and solar-type	p,g,mixed
<i><math>\beta</math> Cephei</i>	3-7 h	$\kappa$ mechanism	p
<i>Solar-type</i>	100s-2d	convection	p,mixed

**Figure 4:** Main characteristics of selected classes of pulsating stars: stellar type, characteristic oscillations period, excitation mechanism, excited modes.

## 2. Solar-like pulsators

Stochastic oscillations, so-called solar-like oscillations, characterized by low amplitude (around  $10 \mu$ magnitudes or less), are mainly acoustic modes excited by turbulent convection like in the Sun, and are predicted for all main-sequence and postmain-sequence stars cool enough to harbor an outer convective envelope. Thus, solar-type stars are F, G and possibly K main-sequence and sub-giants stars. Moreover, solar-like oscillations have been found also in G, K and semi-regular M giants. Typical oscillation periods are in the order of few minutes (main-sequence stars), as in the Sun, up to about a few days (sub-giant and giant stars).

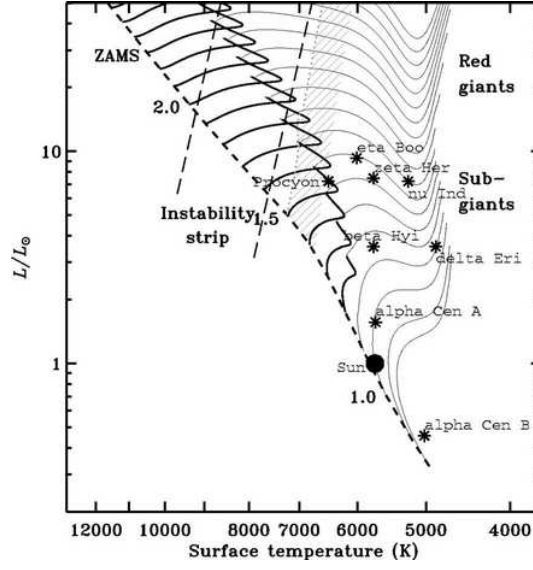
Although their presence in the spectrum of solar oscillations has been debated for decades, theory predicts that, not only the p modes, but also the g modes can propagate in solar-like pulsators. Besides the remote possibility of detection due to the low amplitude of oscillations expected in atmosphere, the major argument for years consisted mostly in the difficulty in explaining their mechanism of excitation in the radiative zone. The controversy was closed in 2005, when [57] demonstrated that excitation of internal gravity waves in cool stars with convective envelope is possible by the penetration of convective plumes into the adjacent stably stratified radiative zone. In 2007, after the analysis of 10 years of data collected by GOLF, the detection of few individual g modes on the Sun was finally announced by [64, 65]. But, as it will be shown in Sec. 4.1, the proof of existence of internal gravity modes in solar-like stars arrived only thanks to observations from space obtained for stars more evolved than the Sun.

Fig. 5 shows location in HR-diagram of the solar-type pulsating stars with few typical solar-like targets. Some recent reviews on asteroseismology of solar-like oscillators include those by [15], [37], [103], [32], [52].

## 3. Observations of solar-like oscillations

In order to characterize the oscillation spectrum of a star, it is necessary to identify the frequencies and spatial configuration of the excited pulsation modes.

The asteroseismic data can be obtained by two main observational techniques: spectroscopy of velocity variations and photometry of the stellar flux variation. Spectroscopy, normally used for



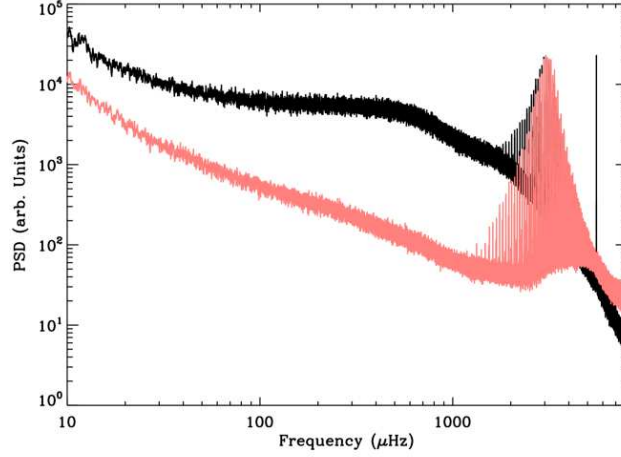
**Figure 5:** HR diagram showing location in luminosity and effective temperature of the solar-type pulsating stars. Asterisks indicate some targets on which solar-type oscillations have been already detected. The Sun is shown as a full circle. The solid lines are evolutionary tracks calculated for increasing values of mass. Figure taken from [16].

the Sun, provides better data largely due to the fact that granulation on the surface of Sun-like stars causes higher noise on photometric data than in spectroscopic data, as seen in Fig. 6.

On the other hand since the observations are always the sum of all the pulsation modes simultaneously and considering the stochastic nature of solar-like oscillations, which means that several modes, but not all are excited simultaneously, it becomes important the requirement of a long duty cycle, that is the need of continuous data sets for extended periods. As a consequence, ground based spectroscopy is preferable for asteroseismology, however it is not the main source of the oscillation data. In fact, ground based observations are subject to the day night cycle of the observing location or other periodic variations, such as seasonal visibility of stars or the non-uniform Earth's rotation around the Sun. Space based observations, generally with far superior duty cycles to their ground based counterparts, allow to collect data for large numbers of stars and their instrumental requirements overlap with those of exoplanets finding missions.

Solar-type oscillations have been firstly found on the Sun in the early 60's, when Doppler velocity observations of the solar disk made by [91] showed clear evidence of the presence of solar surface's oscillations with periods of about 5 min. Few years later, more accurate observations carried out by [50] were able to confirm the theoretical hypothesis [131, 90] about the global character and the modal nature of the solar oscillations. This unprecedented discovery formed the basis for development of *Helioseismology*, based on the study of the solar oscillations spectrum with thousands of modes excited around the frequency of 3 mHz, with a velocity amplitude of about  $1\text{cm s}^{-1}$  and a brightness variation of about 8ppm.

During the last decades, Helioseismology has dramatically changed our understanding of the structure of the Sun, the internal dynamics and the temporal evolution of the solar interior. This progress has been possible due to the development of the interest in this discipline and the large



**Figure 6:** Comparison of the solar power spectrum taken from GOLF spectroscopic observations (in red) and VIRGO photometry (in black), both instruments flying on-board of the SoHO satellite. Excess of power due to the oscillation is visible around  $3000 \mu\text{Hz}$ . The solar convective background in the VIRGO data is clearly higher at lower frequencies compared to velocity measurement. Figure taken from [68].

quantity of observed pulsation modes detected by several helioseismic experiments. In particular, high quality data have been obtained since 1993 by the IRIS (International Research on the Interior of the Sun) [60], the GONG (Global Oscillations Network Group) [76] and the BiSON (Birmingham Solar-Oscillations Network) [28] networks, consisting of a number of observing stations worldwide located at different latitudes, which allowed to monitor our star without temporal interruption.

But the great success of Helioseismology arrived with the launch of the ESA/NASA SOHO spacecraft in 1996 and its three instruments: the Solar Oscillations Imager / Michelson Doppler Imager (SOI/MDI) [120], the Global Oscillations at Low Frequency (GOLF) [63] and the Variability of solar Irradiance and Gravity Oscillations (VIRGO) [61]. The measurement of thousands of individual oscillations frequencies has allowed to probe the solar interior with high spatial resolution and to establish that the predictions of standard solar model are remarkably close to the solar structure. Helioseismology not only has allowed to improve the description of the relevant physics, such as equation of state, opacity table, nuclear reactions, but also to refine details like elements abundances, relativistic effects, heavy-elements diffusion, overshooting, internal rotation, mixing.

Inferences of the interior of stars other than the Sun appear to be much more complicated and less outstanding in terms of achievable results. The large stellar distances, the point-source character of the stars and the very tiny amplitudes, make these oscillations hard to detect and restrict the asteroseismic studies to the use of small sets of data often characterized by modes with only low harmonic degrees ( $l \leq 4$ ). Nevertheless, over the past decade, Asteroseismology has developed as a consequence of the very important successes obtained by Helioseismology and thanks to the improved quality of the seismic observations, from ground-based spectroscopy to the



space missions launched in recent years and dedicated to the measure of stellar pulsations outside the atmosphere.

The search for solar-like oscillations in stars has been ongoing since the early 80's. The first indication of solar-like oscillation power was found on  $\alpha$ Cmi (Procyon) by [26], while individual frequencies were firstly detected in 1995 on  $\eta$ Boo [87]. Up to now solar-like oscillations have been observed from ground in numerous stars, despite the low signal-to-noise level in the data and the limitations in the available observing time at the large telescopes. Rarely it has been possible to organize observational campaigns in order to minimize the problems due to the gaps in the time series, however it is not straightforward to combine data obtained by different instruments, as illustrated for the case of  $\alpha$ Cen A by [17].

The first dedicated Asteroseismology mission to be launched successfully in the 2003 was MOST (Microvariability and Oscillations of Stars) [134], which has achieved great success with observations of classical (heat-engine) pulsators. In the realm of solar-like oscillations, controversy was generated when MOST failed to find evidence for oscillations in Procyon A [96]. However, the results by [82] on Procyon A, based on a simultaneous ground-based spectroscopic campaign [5] and high-precision photometry by the MOST satellite [74], have revealed that the problems rely in the modelling of the convective transport and the wrong estimation of the oscillation amplitudes and mode lifetimes in stars somewhat more evolved than the Sun [78]. MOST was intended to be a 1-year-long mission, but at present it is still operating and it has produced about 5000 light curves.

The French-led CoRoT (Convection, Rotation & planetary Transits) mission, launched in 2006, contributed substantially to observe main-sequence, subgiant and red-giant stars with solar-like oscillations (e.g., [4]). Before the launch of CoRoT, solar-like oscillations had been detected in only few main sequence stars. Analysis of CoRoT data revealed solar-like oscillations, not only as expected in several low-mass main sequence stars, but also surprisingly in hundreds of red-giant stars and also in some massive main-sequence stars, like a  $10 M_{\odot}$   $\beta$ -Cephei [20] and in a O-type star [46]. Unfortunately, the instrument stopped to send data in October 2012 and on June 2013 the end of the mission was declared.

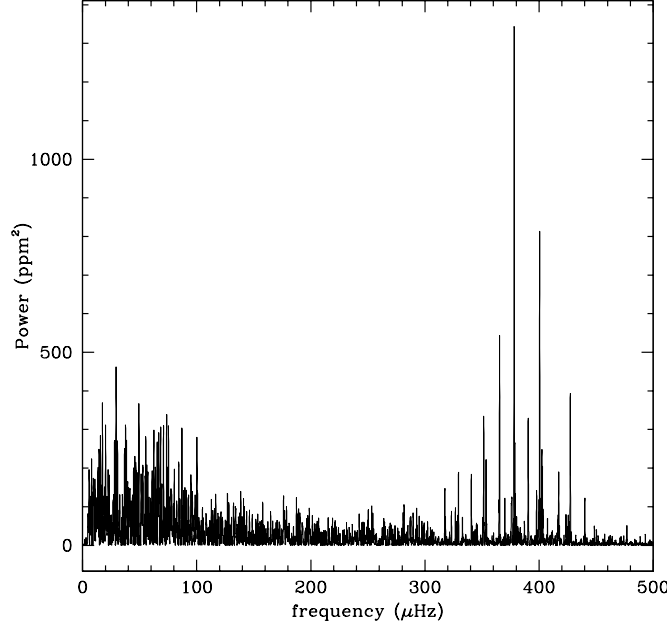
In March 2009 NASA launched the *Kepler* satellite, a mission designed with the primary goal to search for extra-solar planets [24] around distant Sun-like stars. During the four years of nominal operation *Kepler* released photometry time-series data for about  $\simeq 190,000$  stars enabling to study internal structure and properties of several thousands of pulsating stars, see e.g. [30], including some exoplanet hosts, see e.g. [41]. These data obtained for targets with spectral type from early F to late K represent a homogeneous set with unprecedent quality. *Kepler* nominal mission ended in the 2013 with the breakdown of two of its four reaction wheels, but operations of *Kepler* are continuing as the K2 mission, with the objective to observe continuously for three-months periods successive fields along the Ecliptic.

Results obtained by the CoRoT and *Kepler* space missions will be better discussed in details in the following sections.

#### 4. Properties of the stellar oscillations

The observed oscillation power spectrum of solar-like stars is characterized by a typical Gaussian-like envelope, as shown in Fig. 7, and the frequency of maximum oscillation power is usually in-





**Figure 7:** Power spectrum of the cleaned light curve obtained for the red giant star KIC 4351319 as observed by *Kepler*. Excess of power due to oscillations with a typical gaussian-like shape is visible around 380  $\mu\text{Hz}$ .

indicated by  $\nu_{\max}$ . From preliminary observations of solar-like oscillations on Procyon, Brown et al. [26] conjectured that the frequency  $\nu_{\max}$  is related to the acoustic cutoff frequency  $\nu_{ac}$ , the highest frequency for acoustic modes, which defines the upper boundary of the p mode resonant cavities:

$$\nu_{\max} \propto \nu_{ac} \propto \frac{c}{H} \propto g T_{eff}^{-1/2} \propto \frac{M T_{eff}^{-1/2}}{R^2} \quad (4.1)$$

where  $c$  is the local speed of sound at radius  $r$ ,  $H = (d \ln \rho / dr)^{-1}$  is the density scale height,  $T_{eff}$  is the effective temperature,  $g$  is the surface gravity,  $M$  is the stellar mass and  $R$  is the photospheric stellar radius. According to Eq. 4.1, the frequency  $\nu_{\max}$  carries information on the physical conditions in the near-surface layers of the star. Thus, as it has been well demonstrated both theoretically ([29, 21]) than observationally ([16, 124, 15]), as a solar-type star evolves, its oscillation spectrum moves towards lower frequencies due to the decrease of the surface gravity.

Due to the point-like character of the sources, oscillations modes which can be observed in stars are generally limited only to low harmonic degree. In these conditions, the Tassouls's asymptotic formulae [126] valid for  $n \geq l$ , is suitable for describing the properties of the stellar oscillations for p and g modes.

Solar-like oscillations observed in main-sequence stars are typically p mode oscillations characterized by high radial order and relatively high frequencies. According to [126] the oscillation frequencies  $\nu_{n,l}$  of an acoustic mode of radial order  $n$  and harmonic degree  $l$  should satisfy the relation:

$$\nu_{n,l} = \Delta \nu \left( n + \frac{l}{2} + \alpha + \frac{1}{4} \right) + \varepsilon_{n,l}, \quad (4.2)$$

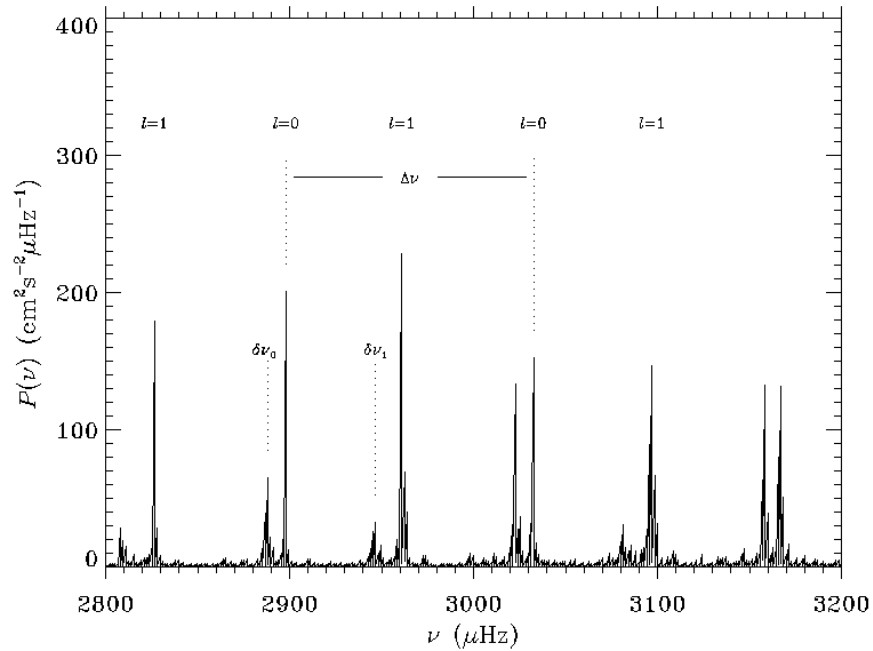
where  $\alpha$  is a function of the frequency determined by the properties of the surface layers,  $\varepsilon_{n,l}$  is a small correction which depends on the conditions in the stellar core.  $\Delta\nu$  is the inverse of the sound travel time across the stellar diameter:

$$\Delta\nu = \left(2 \int_0^R \frac{dr}{c}\right)^{-1}. \quad (4.3)$$

To first approximation, Eq. 4.2 predicts that acoustic spectra should show a series of equally spaced peaks between p modes of same degree, whose frequency separation is the so called large separation which is approximately equivalent to  $\Delta\nu$ :

$$\Delta\nu \simeq \nu_{n+1,l} - \nu_{n,l} \equiv \Delta\nu_l. \quad (4.4)$$

As an example, the oscillation spectrum of the Sun is plotted in Fig. 8.



**Figure 8:** The oscillation power spectrum of the Sun obtained by BiSON. Figure taken from [36].

In order to have an idea of how  $\Delta\nu$  can easily be related to stellar properties, such as stellar mass  $M$  and stellar radius  $R$ , let us suppose that the gas in stellar interiors can be described by the perfect gas law and with fully ionized gas conditions, so that the adiabatic gradient  $\Gamma_1 = \partial \ln p / \partial \ln \rho$  is constant and equal to  $5/3$ . Assuming the hydrostatic equilibrium, with  $G$  the gravitational constant, it is easy to demonstrate that:

$$c = \frac{\Gamma_1 p}{\rho} \simeq \left( \Gamma_1 \frac{\kappa_B T}{\mu m_u} \right)^{1/2} = (5GM/3R)^{1/2} \quad (4.5)$$

where  $\mu$  is the constant molecular weight,  $\kappa_B$  the Boltzmann constant and  $m_u$  the atomic weight. By substitution in the Eq. 4.3, then we obtain:

$$\Delta\nu = \frac{1}{2} \left( \frac{5}{3} \right)^{1/2} (GM)^{1/2} R^{-3/2}. \quad (4.6)$$

The,  $\Delta v$  scales approximately as the square root of the mean density: as the star evolves the large separation decreases with the increase of the radius.

In addition, the spectra are characterized by another series of peaks (see Fig. 8), whose narrow separation is  $\delta v_l$ , known as small separation:

$$\delta v_l \equiv v_{n,l} - v_{n-1,l+2} = (4l+6)D_0 \quad (4.7)$$

where

$$D_0 = -\frac{\Delta v}{4\pi^2 v_{n,l}} \left[ \frac{c(R)}{R} - \int_0^R \frac{dc}{dr} \frac{dr}{r} \right]. \quad (4.8)$$

The small frequency separation is sensitive to the sound-speed gradient in the core, which in turn is sensitive to the chemical composition gradient in central regions of the star and hence to its evolutionary state.

Concerning the internal gravity modes (g modes), their behavior is dominated by the buoyancy frequency  $N$ :

$$N^2 = g \left( \frac{1}{\Gamma_1 p} \frac{dp}{dr} - \frac{1}{\rho} \frac{d\rho}{dr} \right), \quad (4.9)$$

where  $g$  is the local gravitational acceleration. As for p modes, the relevant g modes are often of high radial order and according to Tassoul's theory [126], in the asymptotic regime the g-modes of same harmonic degree are nearly uniformly spaced in period:

$$\Delta P_{n,l} = \frac{N_0}{\sqrt{l(l+1)}} (n + \alpha_{l,g}), \quad (4.10)$$

where

$$N_0 = 2\pi^2 \left( \int_{r_1}^{r_2} N \frac{dr}{r} \right)^{-1} \quad (4.11)$$

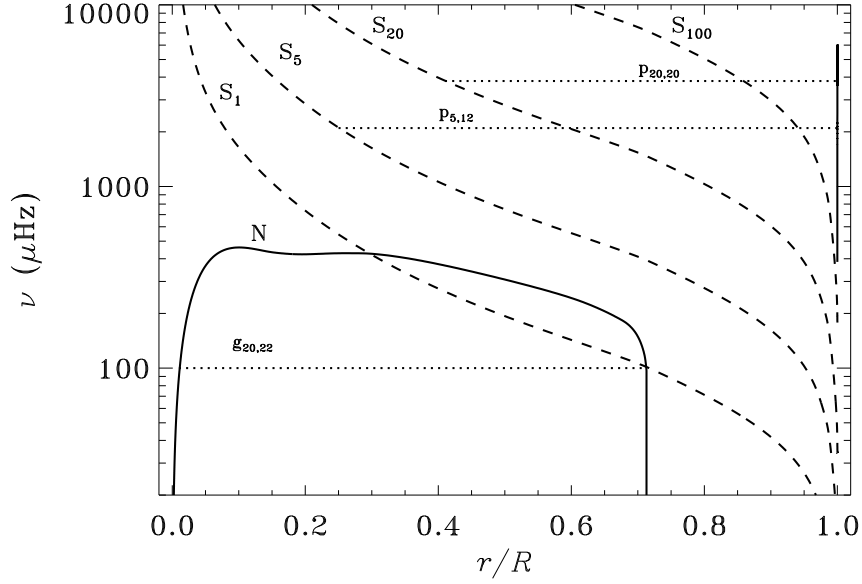
$N$  is the buoyancy frequency,  $r_1$  and  $r_2$  define the region of propagation of the g modes and  $\alpha_{l,g}$  is the phase term which depends on the details of the boundaries of the trapping region.

The regions of propagation of p and g modes can be well illustrated by a propagation diagram, like in Fig. 9. The trapping region of g modes is delimited by the buoyancy frequency  $N$  with  $v_{n,l}^2 < N^2$ . The characteristic acoustic frequency  $S_l$  and the acoustical cutoff frequency  $v_c$  define the region of propagation of the p modes. In a main sequence star, like the Sun, the gravity modes are trapped at low frequencies in the radiative interior, while the acoustic modes propagate at high frequencies through the convective zone up to the surface. Outside these regions the waves are evanescent because in the convection zone  $N^2 < 0$  and hence the gravity waves do not show oscillatory character in space and their amplitude decays exponentially.

Figure 10 shows oscillation eigenfunctions for a selection of p modes with different harmonic degree calculated for a standard solar model. The lower is the harmonic degree  $l$ , the deeper is located the turning point of the acoustic mode. Radial acoustic modes with  $l = 0$  penetrate to the centre, while the modes of highest harmonic degree are trapped in the outer layers.

#### 4.1 Mixed modes and seismology of evolved stars

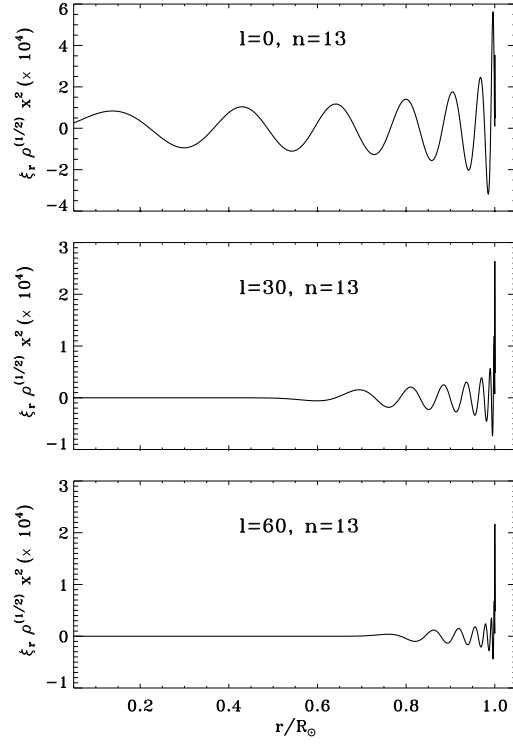
The properties of solar-like oscillations are expected to change as the stellar structure evolves. According to Eq. (4.2) and considering that  $\Delta v \propto R^{-3/2}$  from Eq. (4.6), oscillation frequencies of



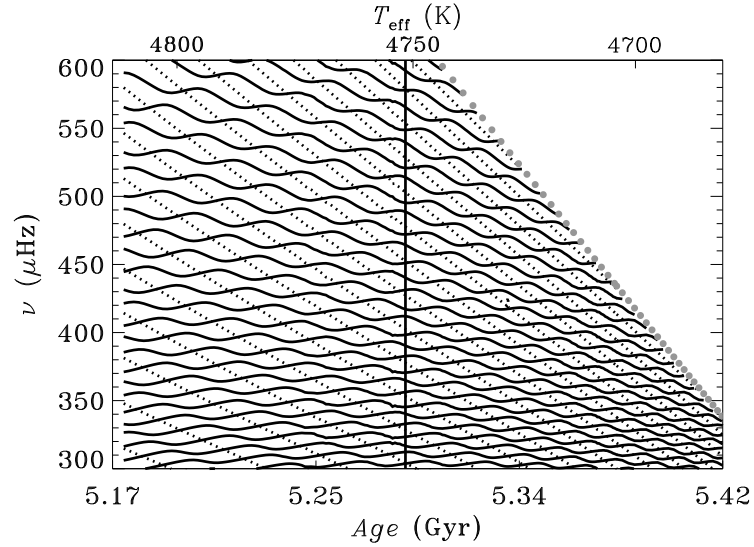
**Figure 9:** Propagation diagram for p and g modes obtained for a solar standard model. The horizontal lines indicate the trapping regions for a g mode with  $\nu_{20,22} = 100 \mu\text{Hz}$ , and two p modes with ( $\nu_{5,12} = 2097 \mu\text{Hz}$ ) and ( $\nu_{20,20} = 3808 \mu\text{Hz}$ ). The solid line indicates the buoyancy frequency  $N$ , the dashed lines indicate the characteristic acoustic frequencies for different harmonic degrees.

a given harmonic degree should decrease as the star evolves and the radius increases and should appear almost uniformly spaced by  $\Delta\nu$  at each stage of evolution. However, in subgiants and red giants the frequencies of some non-radial modes appear to be shifted from the regular spacing due to the occurrence of the so-called ‘avoided crossing’ [54], as it can be seen for the frequencies of  $l = 1$  in Fig. 11.

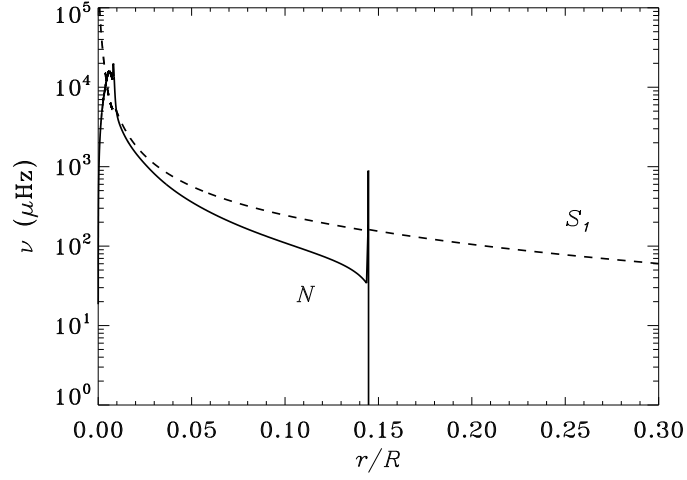
As the star evolves away from the main sequence, the core contracts and the radius expands, causing an increase of the local gravitational acceleration and of the gradients in the hydrogen abundance, and hence of the buoyancy frequency in the deep interior of the star. As shown in the propagation diagram obtained for a red giant model in Fig. 12, the huge difference in density between the core region and the convective envelope, causes a large value of the buoyancy frequency in the core. Thus, g modes with high frequencies are allowed to propagate and can interact with p modes of similar frequency and same harmonic degree, giving rise to modes with mixed character, which behave as g modes in the interior and p modes in the outer envelope [2]. As a consequence, the spectrum of the red giants has a quite complicated appearance, with a sequence of peaks uniformly spaced in frequency due to acoustic modes, and other peaks with less clear pattern due to mixed modes. The effect of the coupling becomes much weaker for modes with higher harmonic degree, since in these cases the gravity waves are better trapped in the stellar interior and hence better separated from the region of propagation of the acoustic waves [59]. Figure 13 shows the radial variation of the eigenfunctions of three mixed modes calculated for a structure model of a red giant star. The upper panels of Fig. 13 show the eigenfunction for a mixed mode with high inertia and hence with a predominant gravity nature, characterized by a quite large amplitude in the core. The



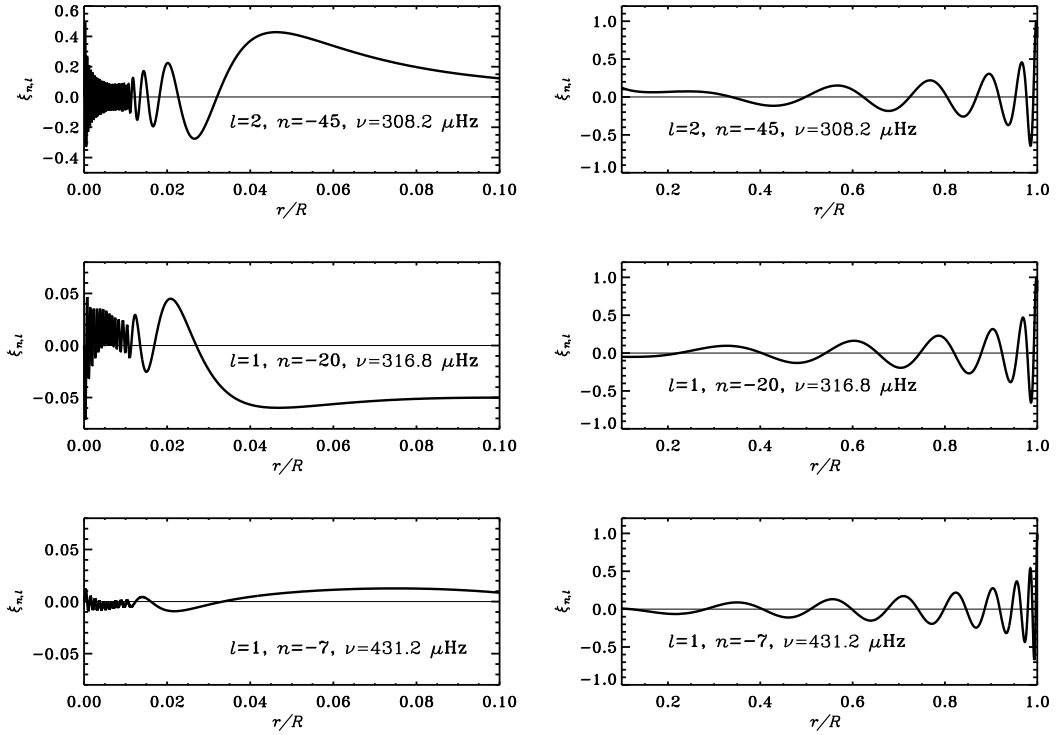
**Figure 10:** Eigenfunction for p modes with different harmonic degree as function of the fractional radius  $x = r/R_\odot$  in a standard solar model. Here, the oscillation behavior is enhanced by scaling the eigenfunctions with the square root of the density and the squared fractional radius.



**Figure 11:** Evolution of theoretical oscillation frequencies with age and with effective temperature of a stellar model computed with a mass  $M = 1.32M_\odot$ . The dotted lines correspond to modes of degree  $l = 0$ , and the solid lines to modes with  $l = 1$ . The grey dots indicate the acoustical cutoff frequency. The vertical line indicates the parameters of the observed red giant star KIC 4351319 observed by *Kepler* [55].



**Figure 12:** Propagation diagram from the center to  $r = 0.3R$  for a red giant model. The solid black line represents the buoyancy frequency  $N$ , constraining the region of propagation of g modes. The dashed line represents the Lamb frequency  $S_l$  for  $l = 1$ , above which propagation of p modes is allowed in analogy to Fig. 8 for main sequence stars.



**Figure 13:** Radial variations of eigenfunctions for three selected mixed modes calculated for a stellar model of a red giant star. The left panels show the behavior of the eigenfunction from the centre to  $0.1R$ . The right panels show the eigenfunctions from  $0.1R$  to the surface. The harmonic degree  $l$ , the radial order  $n$  and the frequency  $\nu$  of the modes considered are indicated inside each panel.



middle panels of Fig. 13 show the eigenfunction for a mixed mode with both gravity and pressure character. The lower panels of Fig. 13 show the eigenfunction for a nearly pure acoustic mode, with an inertia comparable to that of the radial modes: the amplitude in the core is negligible.

It has been found by [109] and observationally demonstrated by [81], that the scatter of  $l = 1$  modes caused by ‘avoided crossing’ decreases as the star goes up to the red-giant branch: as the luminosity increases and the core becomes denser, the  $l = 1$  acoustic modes are better trapped and the oscillation spectra become more regular. Once the star ignites He in the core, the core expands and the external convective zone becomes shallower which has the effect of increasing the probability of coupling between g and p modes again.

The presence of solar-like oscillations in red giants, firstly discovered by the space mission MOST [8], was well established by the CoRoT satellite [49], which was able to find solar-like oscillations in a very large sample of G and K giant stars mainly lying in the core-helium-burning evolutionary phase (e.g., [77]).

The high-quality observations of the *Kepler* mission enabled to detect solar-like oscillations in more than a thousand red-giant stars from the red clump to the lower luminosity region of the red-giant branch, e.g. [18], where stars are still burning H in the shell.

#### 4.2 Amplitudes of solar-like oscillations

One of the greatest deficiencies in Asteroseismology of stars with surface convection zones is the lack of a proper theory to predict the expected amplitudes of oscillation. This would be important to finally understand convection and its interaction with pulsations and to outline the observational requirements.

[39] made the first effort to give a rough prediction of amplitudes of solar-like oscillations. They found velocity and luminosity amplitudes increasing with age and with mass along the main sequence, but comparison of predictions with observational measurements has always shown some inconsistency indicating that there are still some contributions to damping so far ignored in the theory. Different attempts made in the years to address this problem, led [87] to put forward a first empirical law based on observational data, by scaling amplitudes values from measurements of the Sun. They argued that the oscillation amplitude observed spectroscopically could roughly be estimated as:

$$A_{vel} \propto \frac{L}{M}, \quad (4.12)$$

where  $L$  is the stellar luminosity. Tests of the Kjeldsen & Bedding scaling law were initially biased by the fact that measurements of amplitudes had been obtained only for a limited number of solar-like stars. The success of the *Kepler* mission, with the detection of thousands of stars covering a large range of effective temperature and luminosity, enable astrophysicists to refine the relation (4.12) to satisfy measurements for stars belonging to any evolutionary stage. The incorporation of effects of granulation and mode lifetimes resulted in different scaling laws of this type:

$$A_{vel} \propto \frac{L^s}{M^t} \quad (4.13)$$

where  $s$  and  $t$  are two coefficients chosen in such a way in order to estimate quite well observed amplitudes for field stars from main sequence to red clump with a precision of 25% (see, e.g. [83]).

## 5. Asteroseismic estimation of stellar properties

### 5.1 Radius and Mass by using main seismic parameters

Preliminary asteroseismic studies are possible by using the main properties of the oscillation spectra, namely the large and small separations and the frequency of the maximum oscillation power,  $\nu_{max}$ . This method is very useful to roughly estimate the global parameters of a star and for comparison of characteristics of a large sample of targets, because the main seismic properties can be extracted quite rapidly by using automated routines even from oscillation spectra with a low signal to noise ratio.

A powerful and the most used seismic tool to roughly derive stellar mass and radius of stars is represented by the scaling laws based on the large separation and the frequency of the maximum oscillation power  $\nu_{max}$ , like those provided by [87]:

$$\frac{R}{R_{\odot}} \simeq \left( \frac{\nu_{max}}{\nu_{max\odot}} \right) \left( \frac{\Delta\nu}{\Delta\nu_{\odot}} \right)^{-2} \left( \frac{T_{eff}}{T_{eff\odot}} \right)^{1/2} \quad (5.1)$$

and

$$\frac{M}{M_{\odot}} \simeq \left( \frac{\nu_{max}}{\nu_{max\odot}} \right)^3 \left( \frac{\Delta\nu}{\Delta\nu_{\odot}} \right)^{-4} \left( \frac{T_{eff}}{T_{eff\odot}} \right)^{3/2}, \quad (5.2)$$

where  $\Delta\nu_{\odot} = 135 \mu\text{Hz}$ ,  $\nu_{max\odot} = 3100 \mu\text{Hz}$  and  $T_{eff\odot} = 5777 \text{ K}$ . Other scaling laws, calibrated on a large sample of observed solar-like stars, have been obtained by [83, 113]. These tools allow to determine fundamental properties of the studied stars, such as mass and radius for main sequence stars with 5-7 % of uncertainty, depending on the precision with which all the parameters are known, as demonstrated by [107, 84].

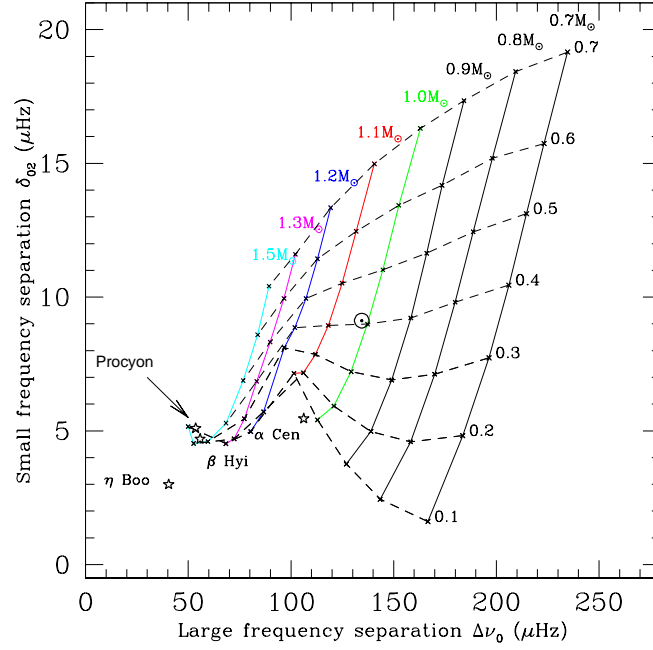
The physical reasons for these scaling laws have not been definitely established, but there are different studies which aim to understand the physical relations among the quantities (see, e.g., [83, 21]) and in particular to test and improve the laws also for more evolved stars by including other possible effects such as composition, angular momentum and probably also not well established chaotic effects.

The scaling laws are usually adopted to carry out what is called 'Ensemble Asteroseismology' ([31]), a study of similarities and differences in groups of few hundreds to thousands of stars, such as field stars or clusters. Analysis of stars in open clusters is particularly interesting. In fact [107] have been able to estimate the red-giant mass loss in two open clusters from determination of stellar masses in different evolutionary stages.

### 5.2 Estimate of the age of a star

Stellar ages cannot be determined by direct measurements and are very hard to estimate with high precision, but this quantity is of great importance in astrophysics. There are many methods to estimate the age of a single star: empirical indicators such as stellar activity and gyrochronology which links rotation to age; photospheric lithium abundance; comparison of stellar model isochrones with observed classical parameters. However the accuracy that can currently be reached by using all these methods is not satisfactory, not only because of the large errors in the estimates, but also because better precision and accuracy can be reached by using seismic diagnostics [69].

Asteroseismic inferences on the age of main-sequence and post-main-sequence solar-type stars at a fixed composition can be obtained from the large and small frequency separations and by computing evolutionary tracks for fixed metallicity and mass deduced from the scaling relations. This method allows to build the so-called 'C-D diagram' [35] like the one shown in Fig. 5.2, similar to the HR diagram showing evolutionary tracks of pulsating stars. Clearly the accuracy of this method depends on the accuracy with which the seismic parameters, effective temperature and metallicity are known for the specific target. It was demonstrated by [34] that this method applied



**Figure 14:** C-D diagram showing large separation versus small separation for a series of evolutionary models calculated for different masses, but fixed metallicity. Solid lines are evolutionary tracks for decreasing core's hydrogen abundance. Dashed black lines indicate models with same core's hydrogen content decreasing from  $X_c = 0.7$  (ZAMS) at the top, to  $X_c = 0.1$  at the bottom. The Sun is marked by  $\odot$ . Black stars locate ground based observations of known solar-type stars.

to a large sample of more than 500 solar-like core hydrogen burning stars can provided relative age precisions of 10 – 15%.

While the small frequency separation is an appropriate age indicator for the core hydrogen burning phase, this is no longer the case for the evolved phases. In main-sequence stars, the tracks of large versus small separations for different masses and ages are well detached (Fig. 5.2). For more evolved stars, the tracks converge and the small separation becomes much less sensitive as a diagnostic, but there exist the possibility of a more powerful diagnostic. [12] have demonstrated that the quality of the *Kepler* observations gives the possibility to measure the period spacings of mixed-modes with gravity-dominated character given by Eq. (4.10), which, like pure gravity modes, penetrate deeply in the core allowing to study the density contrast between the core region and the convective envelope and, like p modes, have amplitude at the surface high enough to be ob-

served. In particular, [19] found that measurements of the period spacings of the gravity-dominated mixed modes, permit to distinguish stars with similar luminosity and effective temperature but in different stages of evolution: the hydrogen-burning stage.

A very important application of these tools for the red giants is in Galactic archaeology, relating stellar age to the location of the stars in the Galaxy [105, 108, 23]. In fact, it is known that a variety of processes play an important role during the evolution: gas accretion, diffusion, migration of stars. Red giants represent a well-populated class of distance indicators, spanning a large age range, which can be used to study origin and chemical evolution of the Galactic disk in the regions probed by CoRoT and *Kepler*.

### 5.3 Accurate stellar properties and internal details from individual oscillation frequencies

More accurate and precise determination of fundamental parameters of a star can be obtained by using observed individual pulsation frequencies instead of the average oscillation properties of the spectra.

This method requires the detailed computation of stellar models in order to compare theoretical oscillation frequencies with the observed ones (see, e.g., [95], [101]) and offers a more accurate and precise way to derive the radius, mass and age of low-mass stars. [89] presented an extensive study in which quantified the impact of various assumptions for the input physics and free parameters and their uncertainties (such as the mixing length) in the stellar models. This allowed them to obtain better precisions on age, mass, and radius than those obtained from the large and small frequency separations alone.

[102] performed a similar, but far more extensive study of 42 solar-like stars based on nine months of *Kepler* data. They found that modelling based on individual frequencies typically doubles the precision of the asteroseismic radius, mass, and age compared to estimates based on the scaling relations or on the large and small frequency separations.

A detailed comparison between the theoretical and the observed oscillation frequencies can be obtained by using the so called échelle diagram [72], based on Eq. (1) and the asymptotic properties of the oscillation spectrum (see Fig. 15 obtained for the Sun). This diagram shows for each harmonic degree vertical ridges of frequencies equally spaced by the large separations. The distance between two adjacent columns of frequencies represents the small separation. Oscillation frequencies which do not follow the asymptotic relation, as in the case of gravity or mixed modes, show a significant departure from the regular pattern (see modes for  $l = 1$  in Fig. 16 obtained for a more evolved star). The occurrence of mixed modes is a strong indicator of the evolutionary state of a star and the fitting of the observed modes with those calculated by theoretical models can provide not only mass and radius with errors lower than 2%, but, also an estimate of the age of a red-giant star with errors lower than 7% ([55]).

Table 17 gives a schematic view on the accuracy with which stellar parameters can be measured by using asteroseismic tools for main-sequence and evolved stars.

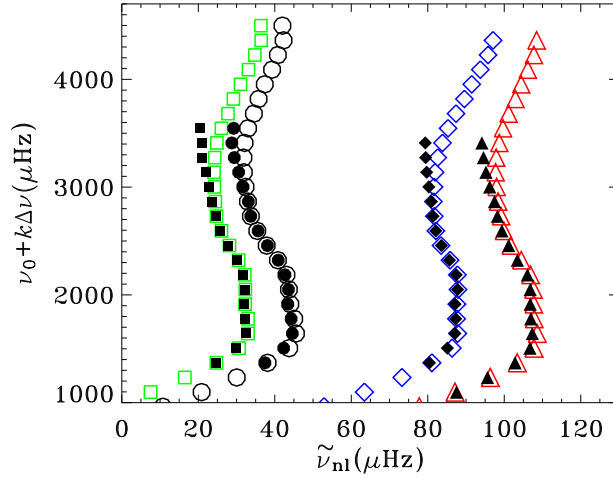
In addition the échelle diagram shows, for each  $l$ , that a weak oscillatory signal is present in the observed and calculated frequencies for the acoustic modes which follow closely the asymptotic law. This important property of the oscillation spectra rises from sharp variations of the internal stratification occurring at certain acoustic depth in the structure of a star. The characteristics of such signal are related to the location and thermodynamic properties of the layer where the sharp

variation occurs. Sources of sharp variations are for example the borders of convection zones and regions of rapid variation in the first adiabatic exponent  $\Gamma_1$ , such as the one that occurs in the region of the second ionization of helium.

In the main-sequence stars the signals coming from different sharp features in the interior, overlap generating a complex behavior [98].

Several attempts have been made in order to isolate the generated oscillatory components from the frequencies of oscillations or from a linear combinations of them and relate each signal to the specific sources allowing to determine, for example, the properties of the base of the convective envelope [111, 7] or the helium abundance in the stellar envelope [92, 110, 114, 104, 10, 79].

Application of this approach in solar-type stars other than the Sun were obtained for the first time by [99], who measured the location of the base of the convective envelope and of the region of the second helium ionization on the main sequence star HD 49933 and by [106] who extracted the He abundance in the red giant star HR 7349, both stars having been observed by CoRoT.

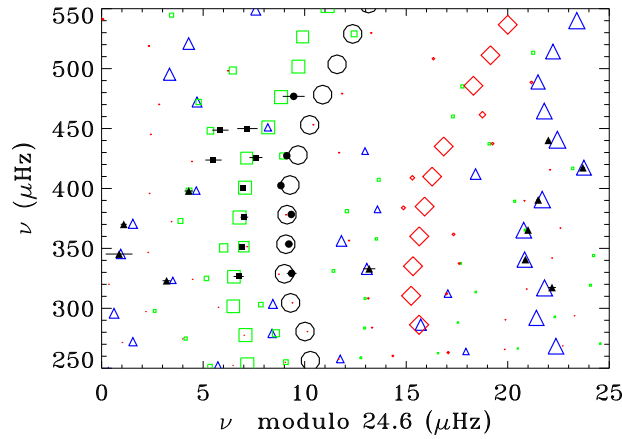


**Figure 15:** Échelle diagram based on observed (filled symbols) and theoretical frequencies (open symbols) for the Sun. Circles are used for modes with  $l = 0$ , triangles for  $l = 1$ , squares for  $l = 2$ , diamonds for  $l = 3$ .

## 5.4 Characterization of exoplanets hosts

The extreme photometric precision of the CoRoT and *Kepler* telescopes, suitable for accurate Asteroseismology, made these missions spectacularly successful also in their primary goal: the detection and characterization of extra-solar planetary systems by using the transit technique. In particular, the *Kepler* mission, over its four years of nominal mission, monitored nearly 200,000 stars to detect transiting planets outside the Solar System (exoplanets) and especially Earth-size rocky planets.

In the last few years the number of candidate planetary systems has increased continuously, also thanks to the contribution of ground-based high-precision spectroscopy performed by the twin spectrographs HARPS-S [97] and HARPS-N [42] operating at La Silla (Chile) and La Palma (Spain), respectively. Thousands of planetary system candidates have been reported up to now,



**Figure 16:** Échelle diagram based on observed (filled symbols) and computed frequencies (open symbols) for the red-giant star KIC4351319 [55]. Circles are used for modes with  $l = 0$ , triangles for  $l = 1$ , squares for  $l = 2$ , diamonds for  $l = 3$ . The size of the open symbols indicates the relative surface amplitude of oscillation of the modes.

	SUN-LIKE MS			Evolved		
	R	M	Age	R	M	Age
CD diagram			15%	-	-	-
Scaling laws	5-7%	5-7%	-	15%	15%	-
frequencies	0.3%	0.8%	3.7%	1%	2%	7%

**Figure 17:** Accuracy with which stellar parameters can be detected by using different seismic tools.

with nearly 700 of them confirmed and more than 3500 potential individual planets determined from the first three years of Kepler observations [11].

Transit photometry and Doppler velocities, indirect methods for exoplanets detection, are able to provide properties of the planets, like for example the planetary radius and mass and the orbital radius, only as a function of the properties of the host star. To estimate mass and radius of an exoplanet and classify it as a gaseous giant body or as a telluric one, it is then necessary to estimate the mass and radius of the host-star, while to study the formation and history of an exoplanet it is necessary to measure the stellar age. Therefore, the accurate knowledge of the fundamental parameters of the host-stars is crucial for the interpretation of the detection of an exoplanet, the study of its structure and evolution and ultimately for its correct characterization as a habitable planet.



The extreme efficiency of Asteroseismology in supporting the planetary search program for the accurate determination of the stellar fundamental parameters has been demonstrated by several recent works (e.g., [133], [25], [85], [33]). In addition, it has been proved [85] that spectroscopic radii for subgiants and giants are systematically lower by up a factor 1.5 into respect to the asteroseismic determination (see Fig. 17). On these bases, the asteroseismic revised stellar parameters lead to identify several tens of false-positive candidate planets, avoiding to waste precious resources for the ground-based follow-up, always necessary for the clear identification of an exoplanet.

### 5.5 Internal rotation of stars

The internal structure of a star at a given phase of its life is strongly affected by the angular momentum transport history. Thus, investigating the internal rotational profile of a star and reconstructing its evolution with time becomes crucial in achieving basic constraints on the angular momentum transport mechanisms acting in the stellar interior during different phases of its evolution. In particular, physical processes that affect rotation and in turn are affected by rotation, such as convection, turbulent viscosity, meridional circulation, mixing of elements, internal gravity waves, dynamos and magnetism, are at present not well understood and modeled with limited success [93, 22].

Until fairly recently, rotation inside stars has been a largely unexplored field of research from an observational point of view. Over the past two decades Helioseismology changed this scenario, making it possible to measure the rotational profile in the Sun's interior through the measurement of the splittings of the oscillation frequencies. In fact, the rotation breaks the spherical symmetry of the stellar structure and splits the frequency of each oscillation mode of harmonic degree  $l$  into  $2l + 1$  components which appear as a multiplet in the power spectrum. Multiplets with a fixed radial order  $n$  and harmonic degree  $l$  are said to exhibit a frequency “splitting” defined by:

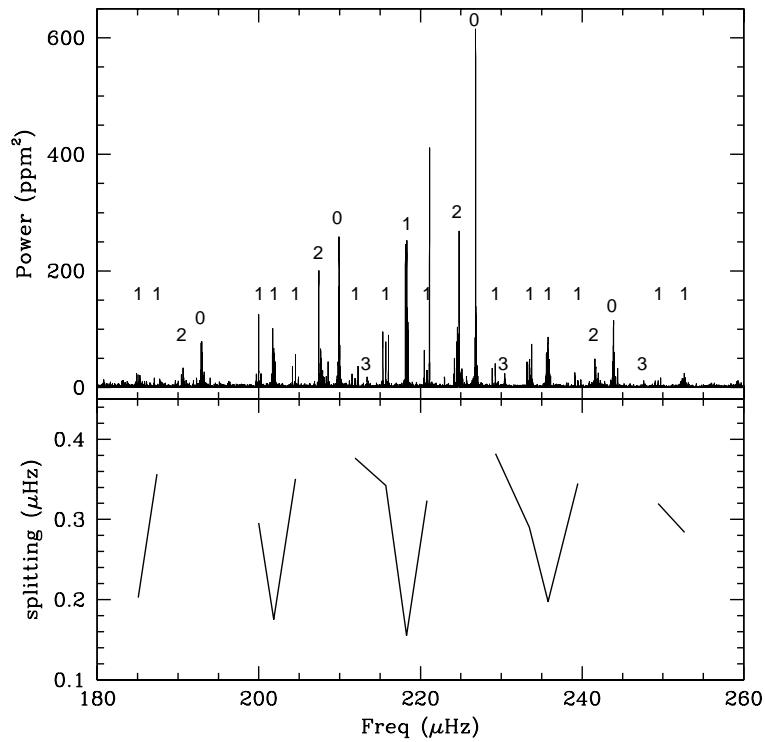
$$\delta\nu_{n,l,m} = \nu_{n,l,m} - \nu_{n,l,0} , \quad (5.3)$$

somewhat analogous to the Zeeman effect on the degenerate energy levels of an atom, where  $m$  is known as the azimuthal order. Under the hypothesis that the rotation of the star is sufficiently slow, so that effects of the centrifugal force can be neglected, the frequency separation between components of the multiplet is directly related to the angular velocity [43]. Figure 18 shows the oscillation spectrum and the rotational splittings for a red giant star studied recently by [56].

The *Kepler* satellite has provided photometric time series of unprecedented quality, cadence and duration, supplying the basic conditions for studying the internal rotational profile and its temporal evolution in a large sample of stars, characterized by a wide range of masses and evolutionary stages. In particular, evolved stars represent the ideal asteroseismic targets for probing the stellar internal rotation. In fact, red-giant frequency spectra, as seen in Sec. 4.1, reveal mixed modes, which probe not only the outer layers, where they behave like acoustic modes, but also the deep radiative interior, where they propagate as gravity waves. Moreover, the red-giant phase represents a crucial step in the stellar angular momentum distribution history [27, 93]. When a star evolves off the relatively long and stable main sequence, its rotation starts evolving differently in the inner and outer parts causing the formation of a sharp rotation gradient in the intermediate regions where hydrogen is still burning: assuming that the angular momentum is locally conserved, the contraction

of the core causes its rotation to speed up in a relatively short timescale, while the outer layers slow down due to their expansion. The accurate determination of the rotational profiles in subgiants and red giants provides information on the angular momentum transport mechanism potentially leading to significant improvements in the modeling of stellar structure and evolution.

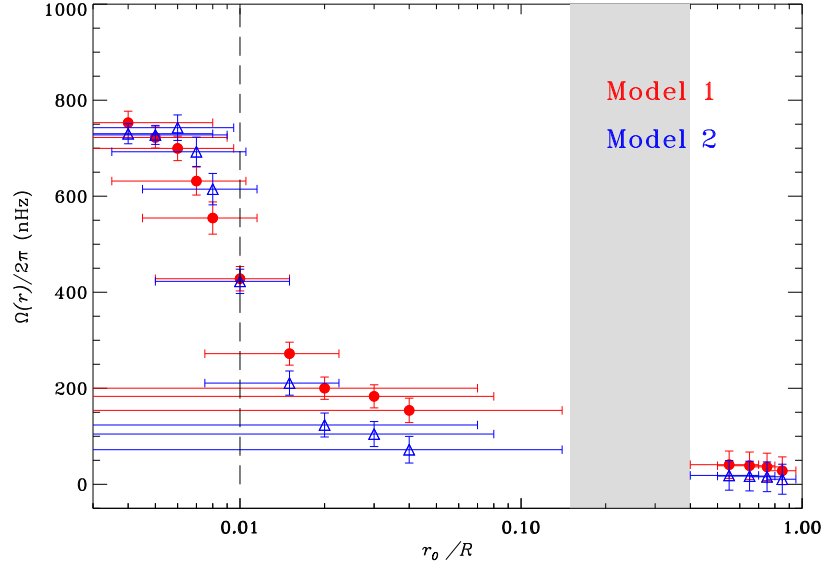
Results [13] based on high precision measurements of rotational splittings provided by *Kepler* have shown that the core in the red-giant stars is rotating from a minimum of 8 to a maximum of 17 times faster than the upper layers [13, 14, 112]. These results were confirmed by applying inversion techniques to rotational splittings by [47, 48, 56]. Asteroseismology of large sample of stars [112, 48] allowed to clarify that the mean core rotation significantly slows down as stars ascend the red-giant branch.



**Figure 18:** The upper panel shows the oscillation spectrum of KIC4448777 observed with *Kepler* from [56]. The harmonic degree of the observed modes ( $l=0,1,2,3$ ) are indicated. Multiplets due to rotation are visible for  $l=1$ . The lower panel shows the values of the observed rotational splitting for individual  $l=1$  modes.

In addition, Di Mauro et al. [56] demonstrated that the inversion of rotational splittings can be employed to probe the variation with radius of the angular velocity also within the core and to show that the entire core is rotating with a constant angular velocity and that an angular velocity shear layer is present in the region  $0.007R \leq r \leq 0.1R$ , between the helium core and part of the hydrogen burning shell, in analogy to the tachocline discovered in the Sun.

The inferred rotation rate obtained by applying the SOLA technique for the two models is shown in Fig. 19, where the points indicate the angular velocity against the selected target radii  $\{r_0\}$ .



**Figure 19:** Internal rotation of KIC 4448777 at different depths as obtained by inversion based on two best-fitting models. Vertical error bars are 2 standard deviations. The dashed line indicates the location of the inner edge of the H-burning shell. The shaded area indicates the region inside the star in which it was not possible to determine any solutions.

All these results have shown that the internal rotation rates, predicted by current theoretical models of subgiants and red giants, are at least 10 times higher compared to seismic results, suggesting the need to investigate more efficient mechanisms of angular-momentum transport acting on the appropriate timescales during these phases of stellar evolution. Several theoretical investigations have explored the consequences of these results on internal angular momentum transport inside solar-like oscillating stars along their evolution. Different effects due to meridional circulation, shear instabilities, internal gravity waves and magnetic field have been explored but found not sufficiently efficient to extract enough internal angular momentum e.g., [27, 93, 128, 22, 62]. At the moment, only magneto-rotational instabilities of toroidal magnetic field, as demonstrated by [118], have been found to be potentially efficient in the case of subgiant and early red giants.

## 5.6 Stellar magnetic cycle

It is well known that the p mode oscillations of the Sun vary with activity cycle providing diagnostic on the conditions below the photosphere. In analogy to the case of the Sun, by analyzing the temporal evolution of oscillation parameters, mode frequency shifts and changes in the height of the p mode oscillations, it is possible to observe magnetic activity also in several solar-like stars.

In particular, evidence of a stellar magnetic activity cycle taking place beneath the surface has been found in HD 49933 by [66]. They revealed a modulation of at least 120 days, providing for the first time constraints for stellar dynamo models under conditions different from those of the Sun.

More recently [119] investigating the photometric short cadence *Kepler* time series and other spectroscopic observations found variability of about 1.5 yr in the p mode frequencies of the young

solar analog KIC 10644253, while [86] found signatures of stellar magnetic activity also in 6 solar-like stars over a sample of 24 studied targets, which were observed for at least 960 d each.

### 5.7 Internal magnetic field in red giant stars

One of the latest hit in this field has been is the discovery of primordial internal magnetic field in some red giants by using only means of Asteroseismology. This possibility [125] rises from observations of some red giants identified using *Kepler*'s photometry showing a strange power spectrum characterized by depressed dipole modes. These stars show normal radial modes (spherical harmonic degree  $l = 0$ ), but exhibit dipole ( $l = 1$ ) modes with amplitude much lower than usual. In order to explain the suppression mechanism, Fuller et al. [62] have shown that depressed dipole stellar oscillation modes can arise from a sort of magnetic greenhouse effect. The idea is that if a magnetic field is present in the core, since the field cannot be spherically symmetric, the waves are scattered to high angular degree and become trapped within the core where they eventually dissipate. The authors found that magnetic field should be stronger than  $\simeq 10^5$  G in order to produce the observed depression.

## 6. Conclusions

The recent development of Asteroseismology, driven by new satellites observations of unprecedented quality and scope, has put the Sun into a broader context, confirming that techniques and tools developed for Helioseismology can be applied with success to other stars and showing that a real synergy exists between our star and the others.

The outstanding results provided by Asteroseismology have clearly demonstrated the potential of stellar pulsations to unveil the hidden interior and to study fundamental parameters, such as mass, radius and age of main sequence and also more evolved stars. Among the several striking findings which have risen great interest in the stellar physics community, we should mention: the proof that internal gravity waves are excited in the interior of solar-like stars and that they can be better detected in evolved targets than in main-sequence stars; secondly, that red-giant stars can be probed into details, as contrary to the main-sequence stars and the Sun itself, thanks to the use of the mixed modes which can be measured at surface. Furthermore, having proved to be able to measure the core's rotation in evolved stars, it appears not far the moment in which it will be possible to understand how stellar evolution modifies rotational properties and the angular momentum is conserved as a star advances towards the helium-core burning phase.

Asteroseismology provides, without doubts, an extensive possibility for testing and understanding the physical processes occurring in a star and there is high expectation from the data that will be obtained in the next future for stars with different pulsational characteristics. From the observational point of view, the situation is expected to significantly improve in the future with the realization of the ground-based network SONG (Stellar Observations Network Group) [73], which will deliver precise multi-site radial-velocity time series for asteroseismology and exoplanet studies of nearby stars. At present only one of the four planned fully robotic telescopes is already operating, having collected between the period 2014-2015 excellent data on the subgiant  $\mu$  Herculis, while a second telescope, located in western China, is in commissioning phase.

From the space, there is great expectation for the launch in 2017 of TESS (Transiting Exoplanet Survey Satellite) [117], a NASA space mission with the objective to scan the whole sky over a two-year period to search for exoplanets and carry out Asteroseisology. It will observe several fields for about 1 month consecutively, while observations of the ecliptic poles will last 1 year. Finally, the ESA satellite PLATO 2.0 (PLANetary Transits and Oscillation of stars) [116], whose launch is planned for the 2024, will detect and characterize terrestrial planets around solar-like stars, providing stellar radii and masses with an accuracy of 2% and ages with an accuracy 10%. The PLATO 2.0 instrument consists of 34 small aperture telescopes providing a wide field-of-view much larger than *Kepler* and a large photometric magnitude range (4-16 mag). The major advantage of both TESS and PLATO 2.0 into respect of *Kepler* is the fact that these missions will focus on nearby bright stars.

It is evident that the resulting improvements in stellar characterization and modelling will be indeed crucial for broad areas of astrophysics, including the investigation of the structure and evolution of the Galaxy and the understanding of the formation of elements in the Universe. Several theoretical knots are still waiting to be better understood and explained, such as stellar convective motion and magnetic dynamo action.

## Acknowledgments

I dedicate this manuscript to my father and to my supervisor Lucio Paternó, who both sadly passed away very recently while I was realizing this review.

## References

- [1] Aerts C., Christensen-Dalsgaard J. & Kurtz D. W (2010) *Asteroseismology*, Springer
- [2] Aizenman, M., Smeyers, P., & Weigert, A. 1977, A&A, 58, 41
- [3] Antoci, V., Handler G., Campante T. L. et al. 2011, Nature 477, 570
- [4] Appourchaux, T. et al. 2008, A&A, 488, 705
- [5] Arentoft, T. et al. 2008, ApJ, 567, 544
- [6] Baker, N., Kippenhanhn R., 1962, Setschrift für Astrophysik, 54, 114
- [7] Ballot J., Turck-Chièze S. and García R. A., 2004 A&A, 423, 1051
- [8] Barban, C. et al. 2007, A&A, 468, 1033
- [9] Basu, S. et al. 1997, MNRAS, 292, 243
- [10] Basu S., et al. 2004, MNRAS, 350, 277
- [11] Batalha N. M., et al., 2013, ApJS, 204, 24
- [12] Beck, P. G. et al. 2011, Sci, 332, 205
- [13] Beck, P. G. et al. 2012, Nature, 481, 55
- [14] Beck, P. G., Hambleton, K., Vos, J., et al. 2014, A&A, 564, 36
- [15] Bedding T. R. 2011, In Asteroseismology, Canary Islands Winter School of Astrophysics, Vol. 23, ed. P.L. Pallè. Cambridge, UK, Cambridge Univ. Press

- [16] Bedding, T. R., & Kjeldsen, H., 2003, *Publ. Astron. Soc. Austr.*, 20, 203
- [17] Bedding T. R., Kjeldsen H., Butler R. P., McCarthy C et al. 2004, *ApJ* 614, 380
- [18] Bedding, T. R. et al. 2010, *ApJ*, 713, L176
- [19] Bedding, T. R. et al. 2011, *Nature*, 471, 608
- [20] Belkacem K., Samadi R., Goupil M.-J et al. 2009, *Science* 324, 1540
- [21] Belkacem K., Goupil M.-J, Dupret M. A. et al. 2011, *A&A* 530, A142
- [22] Cantiello, M., Mankovich, C., Bildsten, L. et al. 2014, *ApJ* 788, 93
- [23] Casagrande, L., Silva Aguirre V., Schlesinger K. J. et al. 2016, *MNRAS* 455, 987
- [24] Borucki, W. J. et al. 2010, *Sci*, 327, 977
- [25] Borucki W. et al., 2013, *Science*, 340, 587
- [26] Brown, T. M., Gilliland R. L., Noyes R. W., Ramsey L. W 1991, *ApJ* 368, 599
- [27] Ceillier T., Eggenberger P., García, R. A., Mathis S. 2013, *A&A* 555, 54
- [28] Chaplin, W. J. et al. 1996, *Solar Phys.*, 168, 1
- [29] Chaplin, W. J. et al. 2008, *A&A*, 485, 813
- [30] Chaplin, W. J. et al. 2010, *ApJ*, 713, 169
- [31] Chaplin, W. J. et al. 2011, *Sci*, 332, 213
- [32] Chaplin W. J., Miglio A. 2013, *Annu. Rev. Astron. Astrophys.* 51, 353
- [33] Chaplin W.J. et al., 2013, *ApJ*, 766, 101
- [34] Chaplin, W. J., Basu, S., Huber, D., et al., 2014, *ApJS* 210, 1
- [35] Christensen-Dalsgaard, J. 1988, in *Advances in Helio - and Asteroseismology*, eds. J. Christensen-Dalsgaard and S. Frandsen, *Proc. IAU Symp.* 123, 295
- [36] Christensen-Dalsgaard, J. 2005, in the 13th Cambridge Workshop on Cool Stars, Stellar Systems and the Sun, 5-9 July, 2004 Hamburg, Germany. F. Favata, G.A.J. Hussain, and B. Battrock eds. *ESA SP-560*, 81
- [37] Christensen-Dalsgaard, J. 2011, in *In Asteroseismology, Canary Islands Winter School of Astrophysics*, Vol. 23, ed. P.L. Pallè. Cambridge, UK, Cambridge Univ. Press
- [38] Christensen-Dalsgaard, J., & Dziembowski, W. A. 2000, in *Variable Stars as Essential Astrophysical Tools*, eds. C. İbanoğlu, *Kluwer Acad. Publ.*, Dordrecht, 544, 1
- [39] Christensen-Dalsgaard J. and Frandsen S., 1983, *Solar. Phys.*, Vol. 82, 165
- [40] Christensen-Dalsgaard J. & Houdek G.. 2010, *Ap. Space Sci.* 328, 51
- [41] Christensen-Dalsgaard, J. et al. 2010, *ApJ* 713, 164
- [42] Cosentino R., et al., 2012, *Proc. SPIE* 8446, 1V
- [43] Cowling, T. G. & Newing, R. A., 1949, *ApJ*, 109, 149
- [44] Cox J. P., *Theory of Stellar Pulsation*, Princeton Univ. Press, New Jersey, 1980.
- [45] Cunha M. S., Aerts C., Christensen-Dalsgaard J. et al. 2007 *Astron. Astrophys. Rev.* 14, 217



- [46] Degroote P., Brique M., Auvergne M. et al. 2010 A&A 519, A38
- [47] Deheuvels, S. et al. 2012, ApJ, 756, 19
- [48] Deheuvels, S., Dogan, G., Goupil, M. J. et al., 2014, A&A, 564, 27
- [49] De Ridder, J. et al. 2009, Nature, 459, 398
- [50] Deubner, F.-L. 1975, A&A 44,371
- [51] Di Mauro, M. P. 2004, in the SOHO 14 / GONG 2004 Workshop . Helio- and Asteroseismology: Towards a Golden Future. 12-16 July, 2004. New Haven, Connecticut, USA. Editor: D. Danesy., ESA SP-559, 186
- [52] Di Mauro, M. P. 2013, Mem. SaIt 84, 325
- [53] Di Mauro, M. P., Dziembowski, W. A., & Paternò, L. 1998, in Structure and Dynamics of the Interior of the Sun and Sun-like Stars SOHO6/GONG98 Workshop, Boston, USA, May 1998, ESA SP-418, 759
- [54] Di Mauro, M. P. et al 2003, A&A, 404, 341
- [55] Di Mauro, M. P., Cardini D., Catanzaro G. et al. 2011, MNRAS 415, 3783
- [56] Di Mauro, M. P. et al. 2016, ApJ 817, 65
- [57] Dintrans B., Brandenburg A., Nordlund A., Stein R. F. A&A 438, 365
- [58] Dziembowski, W. A., Pamyatnykh, A. A., & Sienkiewicz, R. 1992, Acta Astron., 42, 5
- [59] Dziembowski, W. A. et al. 2001, MNRAS, 328, 601
- [60] Fossat, E. 1991 Sol. Phys., 133, 1
- [61] Frölich, C. et al. 1997, Sol. Phys., 170, 1
- [62] Fuller J. et al. 2015, Science 350, 423
- [63] Gabriel, A. H., et al. 1995, Sol. Phys., 162, 61
- [64] García, R. A. et al. 2007, Science, 316, 1591
- [65] García, R.A., Mathur, S., Ballot, J., Eff-Darwich, A., Jiménez-Reyes, S.J., & Korzennik, S.G. 2008, Solar Physics, 251, 119
- [66] García, R.A., Mathur, S., Salabert, D., et al. 2010, Science, 329, 103
- [67] García, R. A. et al. 2011, JPhCS, 271, 012046
- [68] García, R. A. et al. 2013, JPhCS, 440, 012040
- [69] García, R. A. et al. 2015, A&A 572, AA34
- [70] Gilliland, R. L., Brown, T. M., Christensen-Dalsgaard, J., Kjeldsen, H., Aerts, C., Appourchaux, T., Basu, S., Bedding, T. R., Chaplin, W. J., Cunha, M. S., et al. 2010, PASP, 122, 131
- [71] Goldreich P., Murray N., Kumar P. 1994, ApJ, 424, 466
- [72] Grec, G., Fossat, E., & Pomerantz, A. 1983, Sol. Phys. 82, 55
- [73] Grundahl, F. et al. 2006, Mem Sait 77, 458
- [74] Guenther, D. B. et al. 2008, ApJ, 687, 1448

- [75] Handler, G. 2013 in 'Planets, Stars and Stellar Systems: Stellar Structure and Evolution' Vol. 4, by Oswalt, Terry D.; Barstow, Martin A. eds. Springer Netherlands, Dordrecht, p. 207
- [76] Harvey, J. W., et al. 1996, *Science*, 272, 1284
- [77] Hekker, S. et al. 2009, *A&A*, 506, 465
- [78] Houdek G. et al. 1999, *A&A*, 351, 582
- [79] Houdek, G. & Gough, D. O., 2007, *MNRAS*, 375, 861
- [80] Houdek G. & Dupret M. A. 2015, *Living Rev. Solar. Phys.* 12, 8
- [81] Huber, D. et al. 2010, *ApJ*, 723, 1607
- [82] Huber, D. et al. 2011, *ApJ*, 731, 94
- [83] Huber, D., Bedding, T. R., Stello, D. et al. 2011, *ApJ*, 743, 143
- [84] Huber, D., et al. 2012, *ApJ*, 760, 32
- [85] Huber, D., et al. 2013, *ApJ*, 767, 127
- [86] Kiefer, R. et al. 2017, *A&A* 598, A77
- [87] Kjeldsen, H., & Bedding, T. 1995, *A&A*, 293, 87
- [88] Kosovichev, A. G., et al. 1992, *MNRAS*, 259, 536
- [89] Lebreton, Y. , Goupil M. J. 2014, *A&A* 569, A21
- [90] Leibacher, J. W. and Stein, R. F. 1971, *ApL*, 7, 191
- [91] Leighton, R. B., Noyes, R. W., and Simon, G. W. 1962, *ApJ* 135, 474
- [92] Lopes I., et al. 1997, *ApJ* 480, 794
- [93] Marques, J.P., Goupil, M.J., Lebreton, Y. et al., 2013, *A&A*, 549, A74
- [94] Marsden, R. G., & Fleck, B. 2007, in *The Physics of Chromospheric Plasmas*, Coimbra, Portugal, 9-13 October, 2006, ASP Conference Series, 368, 645
- [95] Mathur, S. et al. 2012, *ApJ*, 749, 152
- [96] Matthews, J. M. et al. 2004, *Nature*, 430, 921
- [97] Major M., et al., 2003, *The Messenger*, 114, 20
- [98] Mazumdar A. and Antia H. M., 2001, *A&A*, 377, 192
- [99] Mazumdar, A., et al. 2012, *A&A*, 540, 31
- [100] Metcalfe, T. S. et al. 2010, *ApJ*, 723, 1583
- [101] Metcalfe, T. S., Chaplin W. J., Appourchaux, T. et al. 2012, *ApJL*, 748, L10
- [102] Metcalfe, T. S., Creevey, O. L., Dögan, G., et al., 2014, *ApJS* 214, 27
- [103] Michel E., Baglin A., 2012, In *Second CoRoT Symposium: Transiting Planets, Vibrating stars and their connection*, ed. A. Baglin, M. Deleuil, E. Michel, C. Moutou.
- [104] Miglio A., et al. 2003 in *Asteroseismology Across the HR Diagram*, eds. M.J. Thompson, M.S. Cunha, M.J.P.F.G. Monteiro, Kluwer, 537
- [105] Miglio et al. 2009 *A&A* 503, L21

- [106] Miglio, A. et al. 2010 A&A 520L, 6
- [107] Miglio, A. et al. 2012 MNRAS 419, 2077
- [108] Miglio, A. et al. 2013 MNRAS 429, 423
- [109] Montalbán, J. et al. 2010, ApJ, 721, L182
- [110] Monteiro M. J. P. F. G., Christensen-Dalsgaard J. and Thompson M. J., 1998, Ap&SS, 261, 1
- [111] Monteiro M. J. P. F. G., Christensen-Dalsgaard J. and Thompson M. J., 2000, MNRAS, 316, 165
- [112] Mosser, B., Goupil, M.J., Belkacem, K., et al. 2012c, A&A, 548, A10
- [113] Mosser, B., Michel, E., Belkacem, K., et al. 2013a, A&A, 550, 126
- [114] Pérez Hernández F. and Christensen-Dalsgaard J., 1998, MNRAS, 295, 344
- [115] Pijpers, F. P. 2006, *Methods in Helio- and Asteroseismology*, Imperial College London, UK
- [116] Rauer H. 2013, in 'European Planetary Science Congress 2013', 8-13 September in London, UK, EPSC2013, 707
- [117] Ricker, G. R. 2014 in The Journal of the American Association of Variable Star Observers, vol. 42, no. 1, p. 234
- [118] Rudiger, G., Schultz, M., Stefani, F., Mond, M. 2015, ApJ 811, 84
- [119] Salabert, D., Regulo, C., et al. 2016, A&A, 589, A118
- [120] Scherrer, P. H. et al. 1995, Solar. Phys., 162, 129
- [121] Scherrer, P. H. et al. 2012, Solar. Phys., 275, 207
- [122] Schou, J. et al. 1998 ApJ, 505, 390
- [123] Spiegel, E. A., & Zahn, J. P., 1992, A&A, 265, 106
- [124] Stello, D., Bruntt, H., Preston, H., Buzasi, D. 2008, ApJ, 674, L53
- [125] Stello, D. et al. 2016 Nature 529, 364
- [126] Tassoul, M. 1980, ApJS, 43, 469
- [127] Thuillier, G., Joukoff, A., & Schmutz, W., 2003, in Solar variability as an input to the Earth's environment, International Solar Cycle Studies (ISCS) Symposium, Tatranská Lomnica, Slovak Republic, 23-28 June 2003, ESA SP-535, 251
- [128] Tayar, J. & Pinsonneault, M.H., 2013, ApJL, 775, 1
- [129] Turck-Chi  ze, S., Carton P.H. Mathur S. et al. 2008, Astron. Nachr 329, 521
- [130] Turck-Chi  ze, S., & Ilidio, L. 2012, RAA, 12, 8, 1107
- [131] R.K. Ulrich, 1970, ApJ, 162, 993
- [132] Unno W., et al., 1989, *Nonradial Oscillations of Stars*, 2nd ed., University of Tokyo Press, Japan.
- [133] Van Eylen V. et al., 2014, ApJ, 782, 14
- [134] Walker, G. et al. 2003, PASP, 115, 811, 1023

## DISCUSSION

**W. Becker:** What is the typical damping time? What is the damping mechanism for acoustic modes?

**MARIA PIA DI MAURO:** Damping time for solar-like stars is typical of the order of few minutes or hours, however damping mechanism is poorly understood. So far, it seems that damping is dominated by effects of convection and the exchange of energy between the pulsations and turbulent convective motions. Some magnetic cycle effect might also be important, but discrepancy between theory and observation indicates that most likely something in the theory is still missing. For more details see review by [80].

**Dimitri Basilavo: :** Does the hot jupiter exoplanet influence on the registered asteroseismological signals?

**MARIA PIA DI MAURO:** Hot Jupiter, or close stellar companions in binary system, can cause tidal effects which produce second order effects on small oscillations. The magnitude of the effects, often negligible, depends on orbit's parameters.

**Anonymous speaker: :** What kind of creative treatment of the Kepler data did the Kepler team perform since they disclosed nearly 2000 exoplanets in one go?

**MARIA PIA DI MAURO:** It takes long time to confirm an exoplanet candidate because it requires spectroscopic observations from the ground. The required time for follow up is typically of one year during which several targets are observed. Besides this, the Kepler team has used some statistical calculation to give an estimation of the exoplanets present in the observational data.