

Variance Reduced Stochastic Gradient Descent with Sufficient Decrease

Fanhua Shang[†], Yuanyuan Liu[†], James Cheng[†], Kelvin Kai Wing Ng[†], Yuichi Yoshida[‡]

[†]Department of Computer Science and Engineering, The Chinese University of Hong Kong

[‡]National Institute of Informatics and Preferred Infrastructure, Inc., Tokyo, Japan

Abstract

The sufficient decrease technique has been widely used in deterministic optimization, even for non-convex optimization problems, such as line-search techniques. Motivated by those successes, we propose a novel sufficient decrease framework for a class of variance reduced stochastic gradient descent (VR-SGD) methods such as SVRG and SAGA. In order to make sufficient decrease for stochastic optimization, we design a new sufficient decrease criterion. We then introduce a coefficient θ to satisfy the sufficient decrease property, which takes the decisions to shrink, expand or move in the opposite direction (i.e., θx for the variable x), and give two specific update rules for Lasso and ridge regression. Moreover, we analyze the convergence properties of our algorithms for strongly convex problems, which show that both of our algorithms attain linear convergence rates. We also provide the convergence guarantees of both of our algorithms for non-strongly convex problems. Our experimental results further verify that our algorithms achieve better performance than their counterparts.

1 Introduction

Consider a class of composite convex optimization problems:

$$\min_{x \in \mathbb{R}^d} F(x) \stackrel{\text{def}}{=} f(x) + r(x) = \frac{1}{n} \sum_{i=1}^n f_i(x) + r(x), \quad (1)$$

where $f(x) := \frac{1}{n} \sum_{i=1}^n f_i(x)$, $f_i(x) : \mathbb{R}^d \rightarrow \mathbb{R}$, $i = 1, \dots, n$ are the smooth convex functions, and $r(x)$ is a relatively simple convex (but possibly non-differentiable) function. One of the problems of the form (1) is the regularized empirical risk minimization (ERM), such as ridge regression and Lasso. For example, given a collection of n training examples $\{(a_1, b_1), \dots, (a_n, b_n)\}$, where $a_i \in \mathbb{R}^d$ is the feature vector of example i , and $b_i \in \mathbb{R}$ is its label. For binary classification problems, the component loss function of ridge regression and Lasso is $f_i(x) = (a_i^T x - b_i)^2 / 2$, and $r(x) = \frac{\lambda}{2} \|x\|^2$ or $\lambda \|x\|_1$ (ℓ_1 -norm), where $\lambda \geq 0$ is the regularization parameter.

To solve Problem (1) involving a large sum of n component functions, evaluating the full gradient of $f(x)$ is expensive,

and hence stochastic gradient descent (SGD) has been successfully applied to many large-scale problems [Zhang, 2004; Krizhevsky *et al.*, 2012], by virtue of their low per-iteration cost. The standard SGD estimates the gradient based on only one or a few samples, and thus the variance of the stochastic gradient estimator may be large [Johnson and Zhang, 2013; Zhao and Zhang, 2015], which leads to slow convergence and poor performance. In particular, even under the strongly convex (SC) condition, the convergence rate of standard SGD is only sub-linear [Rakhlin *et al.*, 2012; Shamir, 2016]. Recently, the convergence rate of SGD has been improved by various variance reduction techniques, such as SAG [Roux *et al.*, 2012], SDCA [Shalev-Shwartz and Zhang, 2013], SVRG [Johnson and Zhang, 2013], SAGA [Defazio *et al.*, 2014a], Finito [Defazio *et al.*, 2014b], MISO [Mairal, 2015], and their proximal variants, such as [Schmidt *et al.*, 2013], [Shalev-Shwartz and Zhang, 2016] and [Xiao and Zhang, 2014]. Under the SC condition, these variance reduced SGD (VR-SGD) algorithms achieve linear convergence rates.

Very recently, many techniques were proposed to further speed up the VR-SGD methods mentioned above. These techniques include importance sampling [Zhao and Zhang, 2015], exploiting neighborhood structure in the training data to share and re-use information about past stochastic gradients [Hofmann *et al.*, 2015], incorporating Nesterov's acceleration technique [Nitanda, 2014; Lin *et al.*, 2015], exploiting support vectors to reduce the number of gradient computations [Babanezhad *et al.*, 2015], doubling epoch length [Allen-Zhu and Yuan, 2016], and automatically computing step sizes by the Barzilai-Borwein method [Tan *et al.*, 2016]. Reddi *et al.* [2016] and Allen-Zhu and Hazan [2016] proved that SVRG with minor modifications can converge to a stationary point for non-convex problems.

As stated in [Allen-Zhu, 2017], the stochastic gradient estimator may be very different from the full gradient counterpart, thus moving in the direction may not decrease the objective function anymore. To address this problem, inspired by the sufficient decrease methods for deterministic optimization such as [Wolfe, 1969; Li and Lin, 2015], we propose a novel sufficient decrease framework for a class of VR-SGD methods, including the widely-used SVRG and SAGA SAGA methods. Notably, our method can achieve average time complexity per-iteration as low as the original SVRG and SAGA methods. We summarize our main contributions below.

- For making sufficient decrease for stochastic optimization, we design a sufficient decrease strategy to further reduce the cost function, in which we also introduce a coefficient to take the decisions to shrink, expand or move in the opposite direction.
- We incorporate our sufficient decrease strategy into two representative SVRG and SAGA algorithms, which lead to SVRG-SD and SAGA-SD. Moreover, we give two specific update rules of the coefficient for Lasso and ridge regression problems as notable examples.
- Moreover, we present the convergence analysis of SVRG-SD and SAGA-SD, which shows that SVRG-SD and SAGA-SD converge linearly for SC objective functions. Unlike most of VR-SGD methods, we also provide the convergence guarantees of SVRG-SD and SAGA-SD for non-strongly convex (NSC) problems.
- Finally, we show by experiments that SVRG-SD and SAGA-SD achieve much better performance than their counterparts and comparable performance to the best known method, Katyusha [Allen-Zhu, 2017].

2 Related Work and Preliminary

Recently, many VR-SGD methods [Roux *et al.*, 2012; Zhang *et al.*, 2013; Johnson and Zhang, 2013; Xiao and Zhang, 2014] have been proposed for special cases of (1). Under smoothness and SC assumptions, and $r(x) \equiv 0$, SAG [Roux *et al.*, 2012] achieves a linear convergence rate. However, it needs to store all gradients as well as SDCA [Shalev-Shwartz and Zhang, 2013], so $O(dn)$ storage is required in general problems [Babanezhad *et al.*, 2015]. A recent line of work, such as [Johnson and Zhang, 2013; Nitanda, 2014; Xiao and Zhang, 2014], has been proposed with similar convergence rates to SAG but without the memory requirements. SVRG [Johnson and Zhang, 2013] begins with an initial estimate \tilde{x}^0 , sets $x_0 = \tilde{x}^0$ and then generates a sequence of x_k ($k = 1, 2, \dots, m$, where m is usually set to $2n$) using

$$v_k = \nabla f_{i_k}(x_{k-1}) - \nabla f_{i_k}(\tilde{x}^{s-1}) + \tilde{\mu}^{s-1}, \quad (2)$$

$$x_k = x_{k-1} - \eta v_k, \quad (3)$$

where $\eta > 0$ is the step size, $\tilde{\mu}^{s-1} := \nabla f(\tilde{x}^{s-1}) = \frac{1}{n} \sum_{i=1}^n \nabla f_i(\tilde{x}^{s-1})$ is the full gradient at \tilde{x}^{s-1} , and i_k is chosen uniformly at random from $[n] := \{1, 2, \dots, n\}$. After every m stochastic iterations, we set $\tilde{x}^s = x_m$, and reset $k = 1$ and $x_0 = \tilde{x}^{s-1}$. Unfortunately, most of VR-SGD methods [Shalev-Shwartz and Zhang, 2013; Defazio *et al.*, 2014b; Xiao and Zhang, 2014], including SVRG, only have convergence guarantee for smooth and SC problems. However, $F(\cdot)$ may be NSC in many machine learning applications, such as Lasso and ℓ_1 -norm regularized logistic regression. Defazio *et al.* [2014a] proposed SAGA, a fast incremental gradient method in the spirit of SAG and SVRG, which works for both SC and NSC objective functions, as well as in proximal settings. Its main update rules are formulated as follows:

$$v_k = g_{i_k}^k - g_{i_k}^{k-1} + \frac{1}{n} \sum_{j=1}^n g_j^{k-1}, \quad (4)$$

$$x_k = \text{prox}_\eta^r(x_{k-1} - \eta v_k), \quad (5)$$

where g_j^k is updated for all $j = 1, \dots, n$ as follows: $g_j^k = \nabla f_{i_k}(x_{k-1})$ if $i_k = j$, and $g_j^k = g_j^{k-1}$ otherwise, and the proximal operator is defined as:

$$\text{prox}_\eta^r(y) = \arg \min_x \frac{1}{2\eta} \|x - y\|^2 + r(x).$$

The methods of sufficient decrease were widely studied for deterministic optimization, such as [Li and Lin, 2015; Wolfe, 1969]. Li and Lin [2015] proposed the following sufficient decrease condition for non-convex optimization:

$$F(x_k) \leq F(x_{k-1}) - \delta \|y_k - x_{k-1}\|^2, \quad (6)$$

where $\delta > 0$ is a small constant, and $y_k = \text{prox}_{\eta_k}^r(x_{k-1} - \eta_k \nabla f(x_{k-1}))$. Similar to the strategy for deterministic optimization, in this paper we design a novel sufficient decrease strategy for stochastic optimization, which is used to further reduce the cost function.

3 Variance Reduced SGD with Sufficient Decrease

In this section, we propose a novel sufficient decrease framework for VR-SGD methods, which include the widely-used SVRG and SAGA methods. To make sufficient decrease for stochastic optimization, we design a sufficient decrease strategy to further reduce the cost function. Then a coefficient θ is designed to satisfy the sufficient decrease property, and takes the decisions to shrink, expand or move in the opposite direction. Moreover, we present two sufficient decrease VR-SGD algorithms: SVRG-SD and SAGA-SD. We also give two specific schemes to compute θ for Lasso and ridge regression.

3.1 Motivation

Suppose $x_k = x_{k-1} - \eta[\nabla f_{i_k}(x_{k-1}) - \nabla f_{i_k}(\tilde{x}^{s-1}) + \tilde{\mu}^{s-1} + \xi]$ is the current solution of Problem (1), where $\xi \in \partial r(x_{k-1})$ ¹ is a (sub)gradient of $r(\cdot)$ at x_{k-1} . Unlike the full gradient method, the stochastic gradient estimator is somewhat inaccurate (i.e., it may be very different from $\nabla f(x_{k-1})$), then further moving in the updating direction may not decrease the objective value anymore [Allen-Zhu, 2017]. That is, $F(x_k)$ may be larger than $F(x_{k-1})$ even for very small step length $\eta > 0$. Motivated by these observations, we design two efficient variance reduction SGD algorithms with sufficient decrease.

3.2 Proximal Stochastic Gradient

$$x_k = \text{prox}_\eta^r\left(y_{k-1} - \eta \tilde{\nabla} f_{i_k}(y_{k-1})\right), \quad (7)$$

where y_{k-1} is an important momentum variable defined below, $\eta = 1/(L\alpha)$, $L > 0$ is a Lipschitz constant (see Assumption 1 below), $\alpha \geq 1$ denotes a constant, and $\tilde{\nabla} f_{i_k}(y_{k-1})$ is defined for SVRG-SD and SAGA-SD as follows, respectively,

$$\tilde{\nabla} f_{i_k}(y_{k-1}) = \nabla f_{i_k}(y_{k-1}) - \nabla f_{i_k}(\tilde{x}^{s-1}) + \tilde{\mu}^{s-1}, \quad (8)$$

$$\tilde{\nabla} f_{i_k}(y_{k-1}) = \nabla f_{i_k}(y_{k-1}) - \nabla f_{i_k}(\phi_{i_k}^{k-1}) + \bar{\mu}^{s-1}, \quad (9)$$

¹Strictly speaking, when the regularizer $r(x)$ is non-smooth, e.g., $r(x) = \lambda \|x\|_1$, $\xi \in \partial r(x_{k-1})$; while $r(x)$ is smooth, e.g., $r(x) = \frac{\lambda}{2} \|x\|^2$, $\xi = \nabla r(x_{k-1})$.

Algorithm 1 SVRG-SD

Input: the number of epochs S , the number of iterations m per epoch, and step size η .

Initialize: \tilde{x}^0, \tilde{y}^0 .

```
1: for  $s = 1, 2, \dots, S$  do
2:   Case of SC:  $y_0 = \hat{y}_0 = \tilde{x}^{s-1}$ ;
3:   Case of NSC:  $\hat{y}_0 = y_0 = \tilde{y}^{s-1}$ ;
4:    $\tilde{\mu}^{s-1} = \frac{1}{n} \sum_{i=1}^n \nabla f_i(\tilde{x}^{s-1})$ ;
5:   for  $k = 1, 2, \dots, m$  do
6:     Pick  $i_k$  uniformly at random from  $[n]$ ;
7:     Compute  $\tilde{\nabla} f_{i_k}(y_{k-1})$  and  $x_k$  by (8) and (7);
8:     Update  $\theta_k, \hat{y}_k$  and  $y_k$  by (10) and (12);
9:   end for
10:   $\tilde{x}^s = \frac{1}{m} \sum_{k=1}^m \hat{y}_k, \tilde{y}^s = (y_m - (1-\sigma)\hat{y}_m)/\sigma$ ;
11: end for
Output:  $\bar{x} = \tilde{x}^S$  (SC) or  $\bar{x} = \frac{1}{S} \sum_{s=1}^S \tilde{x}^s$  (NSC)
```

where $\tilde{\mu}^{s-1} := \nabla f(\tilde{x}^{s-1})$. For SAGA-SD, we need to set $\phi_{i_k}^k = y_{k-1}$, and store $\nabla f_{i_k}(\phi_{i_k}^k)$ in the table similar to [Defazio et al., 2014a]. All the other entries in the table remain unchanged, and $\tilde{\mu}^{s-1} := \frac{1}{n} \sum_{j=1}^n \nabla f_j(\phi_j^{k-1})$ is the table average. From (7), it is clear that our algorithms can tackle the non-smooth problems directly as in [Defazio et al., 2014a].

3.3 Objective Sufficient Decrease

After the proximal step in (7), we design a coefficient θ to scale the current momentum variable y_k for the decrease of the objective function.

For SVRG-SD, the cost function with respect to θ is

$$\min_{\theta} F(\theta y_{k-1}) + \frac{\zeta(1-\theta)^2}{2} \|\nabla f_{i_k}(y_{k-1}) - \nabla f_{i_k}(\tilde{x}^{s-1})\|^2, \quad (10)$$

where $\zeta = \frac{\delta\eta}{1-L\eta}$ is a trade-off parameter between the two terms, δ is a small constant and set to 0.1 in this paper. The second term in (10) involves the norm of the residual of the stochastic gradients, and plays the same role as the second term of the right-hand side of (6).

For SAGA-SD, the cost function with respect to θ is

$$\min_{\theta} F(\theta y_{k-1}) + \frac{\zeta(1-\theta)^2}{2} \|\nabla f_{i_k}(y_{k-1}) - \nabla f_{i_k}(\phi_{i_k}^{k-1})\|^2. \quad (11)$$

Note that θ is a scalar and takes the decisions to shrink, expand y_{k-1} or move in the opposite direction of y_{k-1} . We give the detailed schemes to compute θ for Lasso and ridge regression below. Next, we present the sufficient decrease condition in the statistical sense for SVRG-SD and SAGA-SD.

Property 1. For given y_{k-1} and the solution of (10) for SVRG-SD or of (11) for SAGA-SD, θ_k , then the following holds

$$F(\theta_k y_{k-1}) \leq F(y_{k-1}) - \frac{\zeta(\theta_k - 1)^2}{2} \|\tilde{p}_{i_k}\|^2,$$

where $\tilde{p}_{i_k} = \nabla f_{i_k}(y_{k-1}) - \nabla f_{i_k}(\tilde{x}^{s-1})$ or $\tilde{p}_{i_k} = \nabla f_{i_k}(y_{k-1}) - \nabla f_{i_k}(\phi_{i_k}^{k-1})$ for SVRG-SD and SAGA-SD, respectively.

Property 1 shows that the objective function $F(\cdot)$ may be further decreased, when the current solution is scaled by the

coefficient θ_k . Unlike the sufficient decrease condition for deterministic optimization [Li and Lin, 2015; Wolfe, 1969], θ_k may be a negative number, which means that it moves in the opposite direction of y_{k-1} .

3.4 Momentum Term

We design the update rule for the key momentum variable y_k with the coefficient θ_k as follows:

$$y_k = x_k + (1-\sigma)(\hat{y}_k - \hat{y}_{k-1}), \quad \hat{y}_k = \theta_k y_{k-1}, \quad (12)$$

where $\sigma \in [0, 1]$ is a constant, and is set to 0.5 for our experiments. In fact, y_k plays the momentum acceleration role as in [Allen-Zhu, 2017]. That is, by introducing y_k , we can utilize the previous information of gradients to update x_{k+1} .

In summary, we propose an efficient SVRG algorithm with sufficient decrease (SVRG-SD) to solve ERM problems, as outlined in **Algorithm 1**. We also present a new SAGA algorithm with sufficient decrease (SAGA-SD) in **Algorithm 2**, which is similar to SVRG-SD (i.e., Algorithm 1). The main differences between them are the update rules in (8) and (9), and that of the sufficient decrease coefficient in (10) and (11).

Note that when $\theta_k \equiv 1$ and $\sigma = 1$, the proposed SVRG-SD and SAGA-SD degenerate to the original SVRG or its proximal variant (Prox-SVRG [Xiao and Zhang, 2014]) and SAGA [Defazio et al., 2014a], respectively. In this sense, SVRG, Prox-SVRG and SAGA can be seen as the special cases of the proposed algorithms. Like SVRG and SVRG-SD, SAGA-SD is also a multi-stage algorithm, whereas SAGA is a single-stage algorithm.

3.5 Coefficients for Lasso and Ridge Regression

We present the closed-form solutions of the coefficient θ for Lasso and ridge regression problems. For Lasso problems and given y_{k-1} , we have $F(\theta y_{k-1}) = \frac{1}{2n} \sum_{i=1}^n (\theta a_i^T y_{k-1} - b_i)^2 + \lambda \|\theta y_{k-1}\|_1$. The closed-form solution of (10) for SVRG-SD or of (11) for SAGA-SD can be obtained as follows:

$$\theta_k = \mathcal{S}_{\tau} \left(\frac{\frac{1}{n} b^T A y_{k-1} + \zeta \|\tilde{p}_{i_k}\|^2}{\|A y_{k-1}\|^2/n + \zeta \|\tilde{p}_{i_k}\|^2} \right), \quad (13)$$

where $A = [a_1, \dots, a_n]^T$, $b = [b_1, \dots, b_n]^T$, \mathcal{S}_{τ} is the so-called soft thresholding operator [Donoho, 1995; Parikh and Boyd, 2014] with the following threshold,

$$\tau = \frac{\lambda \|y_{k-1}\|_1}{\|A y_{k-1}\|^2/n + \zeta \|\tilde{p}_{i_k}\|^2}.$$

For ridge regression problems, and $F(\theta y_{k-1}) = \frac{1}{2n} \sum_{i=1}^n (\theta a_i^T y_{k-1} - b_i)^2 + \frac{\lambda}{2} \|\theta y_{k-1}\|^2$, the closed-form solution of (10) for SVRG-SD or of (11) for SAGA-SD is

$$\theta_k = \frac{\frac{1}{n} b^T A y_{k-1} + \zeta \|\tilde{p}_{i_k}\|^2}{\|A y_{k-1}\|^2/n + \zeta \|\tilde{p}_{i_k}\|^2 + \lambda \|y_{k-1}\|^2}. \quad (14)$$

Both (13) and (14) require the calculation of $b^T A$, thus we need to precompute and save $b^T A$ in the initial stage. Moreover, to further reduce the computational complexity of $\|A y_{k-1}\|^2$ in (13) and (14), we use the fast partial singular value decomposition to obtain the best rank- r approximation $U_r S_r V_r^T$ to A and save $S_r V_r^T$. Then $\|A y_{k-1}\| \approx \|S_r V_r^T y_{k-1}\|$. In practice, e.g., in our experiments, r can be set to small number, e.g., $r = 10$, for the Covtype dataset.

Algorithm 2 SAGA-SD

Input: the number of epochs S , the number of iterations m per epoch, and step size η .

Initialize: \tilde{x}^0, \tilde{y}^0 .

- 1: **for** $s = 1, 2, \dots, S$ **do**
- 2: Case of SC: $y_0 = \hat{y}_0 = \tilde{x}^{s-1}$;
- 3: Case of NSC: $\hat{y}_0 = y_0 = \tilde{y}^{s-1}$;
- 4: $\phi_i^0 = \tilde{x}^{s-1}, i = 1, 2, \dots, n$;
- 5: **for** $k = 1, \dots, m$ **do**
- 6: Pick i_k uniformly at random from $[n]$;
- 7: Take $\phi_{i_k}^k = y_{k-1}$ and store $\nabla f_{i_k}(\phi_{i_k}^k)$ in the table;
- 8: Update $\tilde{\nabla} f_{i_k}(y_{k-1})$ and x_k by (9) and (7);
- 9: Update θ_k, \hat{y}_k and y_k by (11) and (12);
- 10: **end for**
- 11: $\tilde{x}^s = \frac{1}{m} \sum_{k=1}^m \hat{y}_k, \tilde{y}^s = (y_m - (1-\sigma)\hat{y}_m)/\sigma$;
- 12: **end for**

Output: $\bar{x} = \tilde{x}^S$ (SC) or $\bar{x} = \frac{1}{S} \sum_{s=1}^S \tilde{x}^s$ (NSC)

3.6 Efficient Implementation

The time complexity of each inter iteration in the original SVRG-SD and SAGA-SD is $O(rd)$, which is a little higher than SVRG and SAGA. In fact, we can just randomly select only a small fraction (e.g., 1/1000) of stochastic gradient iterations in each epoch to update with sufficient decrease, while the remainder of iterations without sufficient decrease, i.e., $\hat{y}_k = y_{k-1}$. Let m_1 be the number of iterations with sufficient decrease in each epoch. By fixing $m_1 = \lfloor m/1000 \rfloor$ and thus without increasing parameters tuning difficulties, the fast variants² of SVRG-SD and SAGA-SD can already converge much faster than their counterparts: SVRG and SAGA, as shown in Figure 1. It is easy to see that our fast variants achieve average time complexity per-iteration as low as the original SVRG and SAGA methods. Hence, we will mainly consider the fast variants of SVRG-SD and SAGA-SD.

4 Convergence Guarantees

In this section, we provide the convergence analysis of our SVRG-SD and SAGA-SD algorithms for both SC and NSC cases. In this paper, we consider the problem (1) under the following standard assumptions.

Assumption 1. Each convex function $f_i(\cdot)$ is L -smooth, iff there exists a constant $L > 0$ such that for any $x, y \in \mathbb{R}^d$, $\|\nabla f_i(x) - \nabla f_i(y)\| \leq L\|x - y\|$.

Assumption 2. $F(\cdot)$ is μ -strongly convex, iff there exists a constant $\mu > 0$ such that for any $x, y \in \mathbb{R}^d$,

$$F(y) \geq F(x) + \vartheta^T(y-x) + \frac{\mu}{2}\|y-x\|^2, \quad \forall \vartheta \in \partial F(x), \quad (15)$$

where $\partial F(x)$ is the subdifferential of $F(\cdot)$ at x .

4.1 Convergence Analysis of SVRG-SD

In this part, we analyze the convergence property of SVRG-SD for both SC and NSC cases. The following lemma is essentially identical to Corollary 3.5 in [Xiao and Zhang, 2014],

²Note that our fast variants of SVRG-SD and SAGA-SD possess the similar convergence properties as SVRG-SD and SAGA-SD because Property 1 still holds when $\theta_k = 1$.

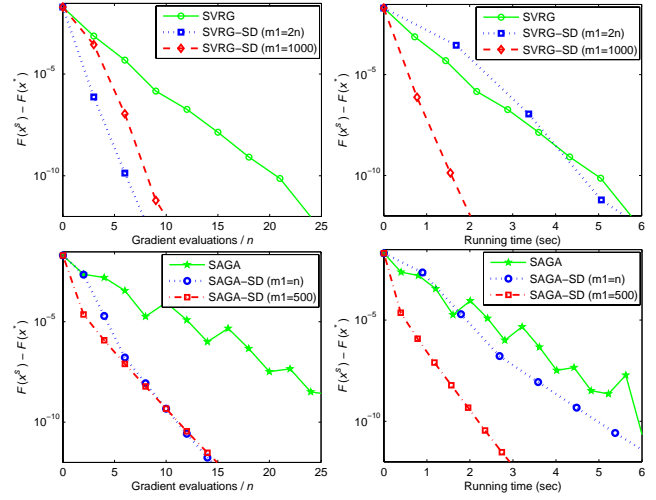


Figure 1: Comparison of SVRG-SD, SAGA-SD and their fast variants with $m_1 \approx m/10^3$ for ridge regression on Covtype.

and provides the upper bound on the expected variance of the variance reduced gradient estimator in (8) (i.e., the SVRG estimator [Johnson and Zhang, 2013]).

Lemma 1. Let x^* be an optimal solution of Problem (1), then the following inequality holds

$$\mathbb{E}[\|\nabla f_{i_k}(y_{k-1}) - \nabla f(y_{k-1}) - \nabla f_{i_k}(\tilde{x}^{s-1}) + \nabla f(\tilde{x}^{s-1})\|^2] \leq 4L[F(y_{k-1}) - F(x^*) + F(\tilde{x}^{s-1}) - F(x^*)].$$

The first main result is the following theorem, which provides the convergence rate of SVRG-SD.

Theorem 1. Suppose Assumption 1 holds. Let x^* be the optimal solution of (1), and $\{(x_k, y_k, \theta_k)\}$ be the sequence produced by SVRG-SD, $\eta = 1/(L\alpha)$, and $\frac{2}{\alpha-1} < \sigma$, then

$$\mathbb{E}[F(\tilde{x}^s) - F(x^*)] \leq \left(\frac{1-\sigma}{m} + \frac{2}{\alpha-1} \right) \mathbb{E}[F(\tilde{x}^{s-1}) - F(x^*)] + \frac{L\alpha\sigma^2}{2m\left(\sigma - \frac{2}{\alpha-1} + \hat{\beta}\right)} \mathbb{E}[\|x^* - z_0\|^2 - \|x^* - z_m\|^2],$$

where $z_i = [y_i - (1-\sigma)\hat{y}_i]/\sigma$ for any $i = 0, 1, \dots, m$, $\hat{\beta} = \min_{s=1, \dots, S} \hat{\beta}^s \geq 0$, and $\hat{\beta}^s = \mathbb{E}[\sum_{k=1}^m \frac{2c_k\beta_k}{\alpha-1} (F(\hat{y}_k) - F(x^*))] / \mathbb{E}[\sum_{k=1}^m (F(\hat{y}_k) - F(x^*))]$.

The proof of Theorem 1 and the definitions of c_k and β_k are given in the Supplementary Material. The linear convergence of SVRG-SD follows immediately.

Corollary 1 (SC). Suppose each $f_i(\cdot)$ is L -smooth, and $F(\cdot)$ is μ -strongly convex. Setting $\alpha = 19$, $\sigma = 1/2$, and m sufficiently large so that

$$\rho = \frac{9}{(7+18\hat{\beta})m} + \frac{2}{7+18\hat{\beta}} + \frac{171L}{(28+72\hat{\beta})m\mu} < 1,$$

then SVRG-SD has the geometric convergence in expectation:

$$\mathbb{E}[F(\bar{x}) - F(x^*)] \leq \rho^S [F(\tilde{x}^0) - F(x^*)].$$

When $S = \frac{1}{\log(4(7+18\widehat{\beta})/3)} \log \frac{F(\widehat{x}^0) - F(x^*)}{\epsilon}$ with $m = 57L/\mu$, in a total gradient complexity of $\mathcal{O}((n+L/\mu) \log \frac{1}{\epsilon})$, we obtain an output \bar{x} satisfying $\mathbb{E}[F(\bar{x}) - F(x^*)] \leq \epsilon$.

The proof of Corollary 1 is given in the Supplementary Material. From Corollary 1, one can see that SVRG-SD has a linear convergence rate for SC problems. As discussed in [Xiao and Zhang, 2014], $\rho \approx \frac{L/\mu}{\nu(1-4\nu)m} + \frac{4\nu}{1-4\nu}$ for the proximal variant of SVRG [Xiao and Zhang, 2014], where $\nu = 1/\alpha$. For a reasonable comparison, we use the same parameter settings for SVRG and SVRG-SD, e.g., $\alpha = 19$ and $m = 57L/\mu$. Then one can see that $\rho_{\text{SVRG}} = 31/45$ for SVRG and $\rho_{\text{SVRG-SD}} \approx 11/(28+72\widehat{\beta}) \leq 11/28$ for SVRG-SD, that is, $\rho_{\text{SVRG-SD}}$ is smaller than ρ_{SVRG} . Thus, SVRG-SD can significantly improve the convergence rate of SVRG, which will be confirmed by the experimental results below.

Unlike most of VR-SGD methods [Johnson and Zhang, 2013; Xiao and Zhang, 2014; Tan et al., 2016], including SVRG, the convergence result of SVRG-SD for the NSC case is also provided, as shown below.

Corollary 2 (NSC). *Suppose each $f_i(\cdot)$ is L -smooth. Setting $\alpha = 19$, $\sigma = 1/2$, and m sufficiently large, then*

$$\mathbb{E}[F(\bar{x}) - F(x^*)] \leq \frac{171L}{(16+40\widehat{\beta})mS} \|x^* - \widehat{x}^0\|^2 + \left(\frac{9}{(4+8\widehat{\beta})mS} + \frac{1}{(2+4\widehat{\beta})S} \right) [F(\widehat{x}^0) - F(x^*)].$$

The proof of Corollary 2 is provided in the Supplementary Material. The constant $\widehat{\beta} \geq 0$ is from the sufficient decrease strategy, which thus implies that the convergence bound in Corollary 2 can be further improved using our sufficient decrease strategy with an even larger $\widehat{\beta}$.

4.2 Convergence Analysis of SAGA-SD

In this part, we analyze the convergence property of SAGA-SD for both SC and NSC cases. The following lemma provides the upper bound on the expected variance of the gradient estimator in (9) (i.e., the SAGA estimator [Defazio et al., 2014a]), and its proof is given in the Supplementary Material.

Lemma 2.

$$\mathbb{E} \left[\left\| \nabla f_{i_k}(y_{k-1}) - \nabla f(y_{k-1}) - \nabla f_{i_k}(\phi_{i_k}^{k-1}) + \frac{1}{n} \sum_{j=1}^n \nabla f_j(\phi_j^{k-1}) \right\|^2 \right] \leq 4L \left[F(y_{k-1}) - F(x^*) + \frac{1}{n} \sum_{j=1}^n F_j(\phi_j^{k-1}) - F(x^*) \right].$$

Theorem 2 (SC). *Suppose $F(\cdot)$ is μ -strongly convex and $f_i(\cdot)$ is L -smooth. With the same notation as in Theorem 1, and by setting $\alpha = 19$, $\sigma = 1/2$, m sufficiently large such that*

$$\rho = \frac{1}{7+9\widehat{\beta}} + \frac{9}{(14+18\widehat{\beta})m} + \frac{171L}{(56+72\widehat{\beta})\mu m} < 1,$$

then SAGA-SD has the geometric convergence in expectation:

$$\mathbb{E}[F(\bar{x}) - F(x^*)] \leq \rho^S (F(\widehat{x}^0) - F(x^*)).$$

The proof of Theorem 2 is provided in the Supplementary Material. Theorem 2 shows that SAGA-SD also attains linear convergence similar to SVRG-SD. Like Corollary 2, we also provide the convergence guarantee of SAGA-SD for NSC problems, as shown below.

Corollary 3 (NSC). *Suppose each $f_i(\cdot)$ is L -smooth. With the same notation as in Theorem 2 and by setting $\alpha = 19$, $\sigma = 1/2$, $m = n$, then*

$$\mathbb{E}[F(\bar{x}) - F(x^*)] \leq \frac{171L}{(49+56\widehat{\beta})nS} \|x^* - \widehat{x}^0\|^2 + \left(\frac{81}{(98+126\widehat{\beta})nS} + \frac{9}{(49+63\widehat{\beta})S} \right) [F(\widehat{x}^0) - F(x^*)].$$

The proof of Corollary 3 is provided in the Supplementary Material. Due to $\widehat{\beta} \geq 0$, Theorem 2 and Corollary 3 imply that SAGA-SD can significantly improve the convergence rate of SAGA [Defazio et al., 2014a] for both SC and NSC cases, which will be confirmed by our experimental results.

As suggested in [Frostig et al., 2015] and [Lin et al., 2015], one can add a proximal term into a general convex objective function $F(x)$ as follows: $F_\tau(x, y) = f(x) + \frac{\tau}{2} \|x - y\|^2 + r(x)$, where $\tau \geq 0$ is a constant to be determined as in [Frostig et al., 2015; Lin et al., 2015], and $y \in \mathbb{R}^d$ is a proximal point. Then the condition number of this proximal function $F_\tau(x, y)$ can be much smaller than that of the original function $F(x)$, if τ is sufficiently large. However, adding the proximal term may degrade the performance of the involved algorithms both in theory and in practice [Allen-Zhu and Yuan, 2016].

5 Experimental Results

In this section, we evaluate the performance of SVRG-SD and SAGA-SD, and compare their performance with their counterparts including SVRG [Johnson and Zhang, 2013], its proximal variant (Prox-SVRG) [Xiao and Zhang, 2014], and SAGA [Defazio et al., 2014a]. Moreover, we also report the performance of Katyusha [Allen-Zhu, 2017], which has the best known convergence rates. For fair comparison, we implemented all the methods in C++ with a Matlab interface (all codes will be made available), and performed all the experiments on a PC with an Intel i5-2400 CPU and 16GB RAM.

5.1 Ridge Regression

Our experiments were conducted on three popular data sets: Covtype, SUSY and Ijcnn1, all of which were obtained from the LIBSVM Data website³ (more details and the regularization parameters are given in the Supplementary Material). Following [Xiao and Zhang, 2014; Allen-Zhu and Yuan, 2016], each feature vector of these date sets was scaled down by the average Euclidean norm of the whole data set. We focus on the ridge regression as the SC example. For SVRG-SD and SAGA-SD, we set $\sigma = 0.5$ on the three data sets. In addition, unlike SAGA [Defazio et al., 2014a], we fixed $m = n$ for each epoch of SAGA-SD. For SVRG-SD, Katyusha, SVRG and its proximal variant, we set the epoch size $m = 2n$, as suggested in [Johnson and Zhang, 2013; Xiao and Zhang, 2014;

³<https://www.csie.ntu.edu.tw/~cjlin/libsvm/>

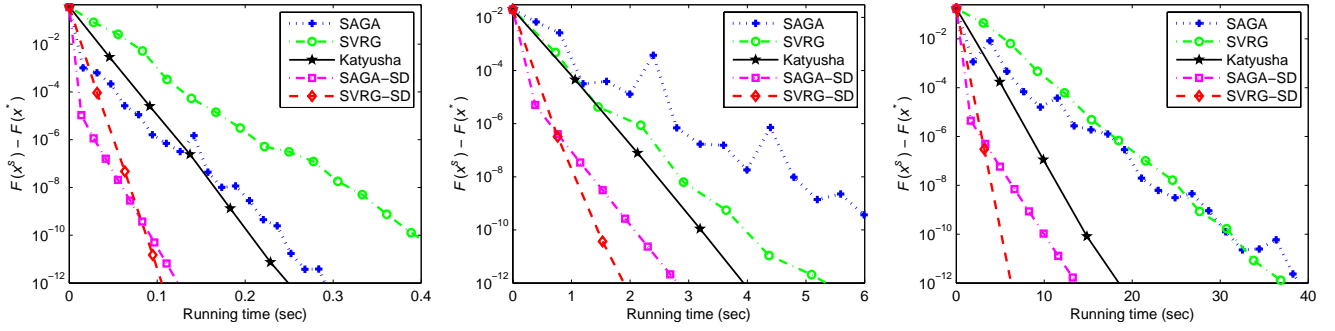


Figure 2: Comparison of different VR-SGD methods for solving strongly convex ridge regression problems ($\lambda = 10^{-4}$) on the three data sets: Ijcn1 (left), Covtype (center) and SUSY (right). The vertical axis represents the objective value minus the minimum, and the horizontal axis denotes the running time (seconds).

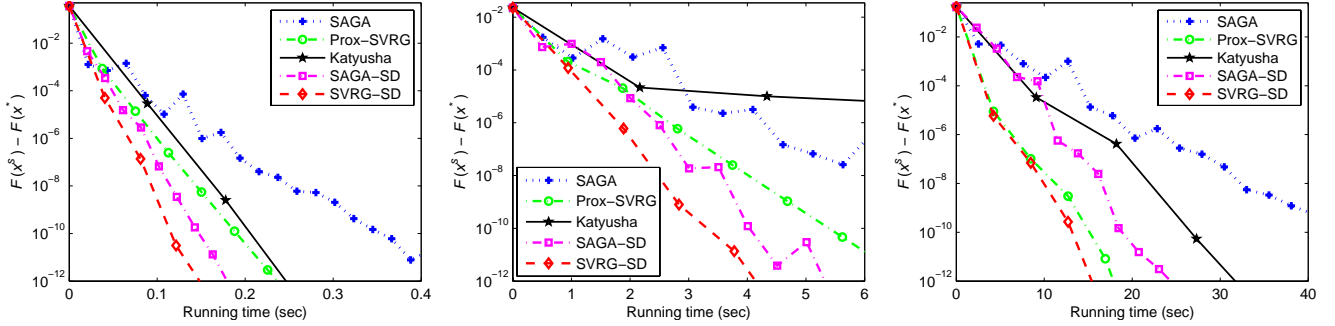


Figure 3: Comparison of different VR-SGD methods for solving non-strongly convex Lasso problems ($\lambda = 10^{-4}$) on the three data sets: Ijcn1 (left), Covtype (center) and SUSY (right).

Allen-Zhu, 2017]. Each of these methods had its step size parameter chosen so as to give the fastest convergence.

Figure 2 shows how the objective gap, i.e., $F(x^s) - F(x^*)$, of all these algorithms decreases for ridge regression problems with the regularization parameter $\lambda = 10^{-4}$ (more results are given in the Supplementary Material). Note that the horizontal axis denotes the running time (seconds). As seen in these figures, SVRG-SD and SAGA-SD achieve consistent speedups for all the data sets, and outperform their counterparts, SVRG and SAGA, in all the settings. This confirms that our sufficient decrease technique is able to accelerate SVRG and SAGA in general. Naturally, it can also be used to further speed up accelerated VR-SGD methods such as [Allen-Zhu and Yuan, 2016; Allen-Zhu, 2017]. Impressively, SVRG-SD and SAGA-SD usually converge much faster than the best known method, Katyusha, which further justifies the effectiveness of our sufficient decrease stochastic optimization method.

5.2 Lasso

We also conducted experiments of the Lasso problem as the NSC example. We plot the convergence results in Figure 3 (see the Supplementary Material for more results with $\lambda = 10^{-4}$ or 10^{-5}), from which we can see that SVRG-SD and SAGA-SD significantly outperform their counterparts (i.e., Prox-SVRG and SAGA) in all the settings, and are at least comparable to Katyusha in most cases. This empirically veri-

fies that our sufficient decrease technique can also accelerate SVRG and SAGA for NSC objectives.

6 Conclusions & Future Work

To the best of our knowledge, this is the first work to design a sufficient decrease criterion for stochastic optimization. Moreover, we proposed two different rules for Lasso and ridge regression to efficiently update the coefficient θ , which takes the important decisions to shrink, expand or move in the opposite direction. This is very different from learning rate adaptation methods, e.g., [Kingma and Ba, 2015; Tan et al., 2016], and line search methods, e.g., [Mahserci and Hennig, 2015], which cannot address the issue in Section 3.1 whatever value the step size is. Unlike most VR-SGD methods [Johnson and Zhang, 2013; Shalev-Shwartz and Zhang, 2013; Xiao and Zhang, 2014], which only have convergence guarantees for SC problems, we provided the convergence guarantees of both our algorithms for both SC and NSC cases. Experimental results verified the effectiveness of sufficient decrease for stochastic optimization.

As each function $f_i(\cdot)$ can have different degrees of smoothness, to select the random index i_k from a non-uniform distribution is a much better choice than simple uniform random sampling [Zhao and Zhang, 2015; Needell et al., 2016], as well as without-replacement sampling vs. with-replacement sampling [Shamir, 2016]. On the practical side, both our algorithms tackle the NSC and non-

smooth problems directly, without using any quadratic regularizer as in [Lin et al., 2015; Allen-Zhu, 2017], as well as proximal settings. Note that some accelerated and distributed variants [Lin et al., 2015; Allen-Zhu and Yuan, 2016; Reddi et al., 2015; Lee et al., 2016] of VR-SGD methods have also been proposed for such stochastic settings. We leave these variations out from our comparison and consider similar extensions to our stochastic sufficient decrease method as future work.

References

- [Allen-Zhu and Hazan, 2016] Zeyuan Allen-Zhu and Elad Hazan. Variance reduction for faster non-convex optimization. In *Proc. 33rd Int. Conf. Mach. Learn. (ICML)*, pages 699–707, 2016.
- [Allen-Zhu and Yuan, 2016] Z. Allen-Zhu and Y. Yuan. Improved SVRG for non-strongly-convex or sum-of-non-convex objectives. In *Proc. 33rd Int. Conf. Mach. Learn. (ICML)*, pages 1080–1089, 2016.
- [Allen-Zhu, 2017] Zeyuan Allen-Zhu. Katyusha: The first direct acceleration of stochastic gradient methods. In *Proc. 49th ACM Symp. Theory Comput. (STOC)*, 2017.
- [Babanezhad et al., 2015] R. Babanezhad, M. O. Ahmed, A. Virani, M. Schmidt, J. Konecny, and S. Sallinen. Stop wasting my gradients: Practical SVRG. In *Proc. Adv. Neural Inf. Process. Syst. (NIPS)*, pages 2242–2250, 2015.
- [Baldassarre and Pontil, 2013] L. Baldassarre and M. Pontil. Advanced topics in machine learning part II: 5. Proximal methods. *University Lecture*, 2013.
- [Defazio et al., 2014a] A. Defazio, F. Bach, and S. Lacoste-Julien. SAGA: A fast incremental gradient method with support for non-strongly convex composite objectives. In *Proc. Adv. Neural Inf. Process. Syst. (NIPS)*, pages 1646–1654, 2014.
- [Defazio et al., 2014b] A. J. Defazio, T. S. Caetano, and J. Domke. Finito: A faster, permutable incremental gradient method for big data problems. In *Proc. 31st Int. Conf. Mach. Learn. (ICML)*, pages 1125–1133, 2014.
- [Donoho, 1995] D. L. Donoho. De-noising by soft-thresholding. *IEEE Trans. Inform. Theory*, 41(3):613–627, 1995.
- [Frostig et al., 2015] R. Frostig, R. Ge, S. M. Kakade, and A. Sidford. Un-regularizing: approximate proximal point and faster stochastic algorithms for empirical risk minimization. In *Proc. 32nd Int. Conf. Mach. Learn. (ICML)*, pages 2540–2548, 2015.
- [Hofmann et al., 2015] T. Hofmann, A. Lucchi, S. Lacoste-Julien, and B. McWilliams. Variance reduced stochastic gradient descent with neighbors. In *Proc. Adv. Neural Inf. Process. Syst. (NIPS)*, pages 2296–2304, 2015.
- [Johnson and Zhang, 2013] R. Johnson and T. Zhang. Accelerating stochastic gradient descent using predictive variance reduction. In *Proc. Adv. Neural Inf. Process. Syst. (NIPS)*, pages 315–323, 2013.
- [Kingma and Ba, 2015] D. P. Kingma and J. Ba. Adam: A method for stochastic optimization. In *ICLR*, 2015.
- [Krizhevsky et al., 2012] A. Krizhevsky, I. Sutskever, and G. E. Hinton. ImageNet classification with deep convolutional neural networks. In *Proc. Adv. Neural Inf. Process. Syst. (NIPS)*, pages 1097–1105, 2012.
- [Lan, 2012] G. Lan. An optimal method for stochastic composite optimization. *Math. Program.*, 133:365–397, 2012.
- [Lee et al., 2016] J. D. Lee, Q. Lin, T. Ma, and T. Yang. Distributed stochastic variance reduced gradient methods and a lower bound for communication complexity. *arXiv:1507.07595v2*, 2016.
- [Li and Lin, 2015] H. Li and Z. Lin. Accelerated proximal gradient methods for nonconvex programming. In *Proc. Adv. Neural Inf. Process. Syst. (NIPS)*, pages 379–387, 2015.
- [Lin et al., 2015] H. Lin, J. Mairal, and Z. Harchaoui. A universal catalyst for first-order optimization. In *Proc. Adv. Neural Inf. Process. Syst. (NIPS)*, pages 3366–3374, 2015.
- [Mahsereci and Hennig, 2015] M. Mahsereci and P. Hennig. Probabilistic line searches for stochastic optimization. In *Proc. Adv. Neural Inf. Process. Syst. (NIPS)*, pages 181–189, 2015.
- [Mairal, 2015] J. Mairal. Incremental majorization-minimization optimization with application to large-scale machine learning. *SIAM J. Optim.*, 25(2):829–855, 2015.
- [Needell et al., 2016] D. Needell, N. Srebro, and R. Ward. Stochastic gradient descent, weighted sampling, and the randomized Kaczmarz algorithm. *Math. Program.*, 155:549–573, 2016.
- [Nesterov, 2004] Y. Nesterov. *Introductory Lectures on Convex Optimization: A Basic Course*. Kluwer Academic Publ., Boston, 2004.
- [Nitanda, 2014] A. Nitanda. Stochastic proximal gradient descent with acceleration techniques. In *Proc. Adv. Neural Inf. Process. Syst. (NIPS)*, pages 1574–1582, 2014.
- [Parikh and Boyd, 2014] N. Parikh and S. Boyd. Proximal algorithms. *Found. Trends Program.*, 1(3):127–239, 2014.
- [Rakhlin et al., 2012] A. Rakhlin, O. Shamir, and K. Sridharan. Making gradient descent optimal for strongly convex stochastic optimization. In *Proc. 29th Int. Conf. Mach. Learn. (ICML)*, pages 449–456, 2012.
- [Reddi et al., 2015] S. Reddi, A. Hefny, S. Sra, B. Póczos, and A. Smola. On variance reduction in stochastic gradient descent and its asynchronous variants. In *Proc. Adv. Neural Inf. Process. Syst. (NIPS)*, pages 2629–2637, 2015.
- [Reddi et al., 2016] Sashank J. Reddi, Ahmed Hefny, Suvrit Sra, Barnabas Póczos, and Alex Smola. Stochastic variance reduction for nonconvex optimization. In *Proc. 33rd Int. Conf. Mach. Learn. (ICML)*, pages 314–323, 2016.
- [Roux et al., 2012] N. Le Roux, M. Schmidt, and F. Bach. A stochastic gradient method with an exponential convergence rate for finite training sets. In *Proc. Adv. Neural Inf. Process. Syst. (NIPS)*, pages 2672–2680, 2012.

- [Schmidt *et al.*, 2013] M. Schmidt, N. Le Roux, and F. Bach. Minimizing finite sums with the stochastic average gradient. Technical report, INRIA, Paris, 2013.
- [Shalev-Shwartz and Zhang, 2013] S. Shalev-Shwartz and T. Zhang. Stochastic dual coordinate ascent methods for regularized loss minimization. *J. Mach. Learn. Res.*, 14:567–599, 2013.
- [Shalev-Shwartz and Zhang, 2016] S. Shalev-Shwartz and T. Zhang. Accelerated proximal stochastic dual coordinate ascent for regularized loss minimization. *Math. Program.*, 155:105–145, 2016.
- [Shamir, 2016] Ohad Shamir. Without-replacement sampling for stochastic gradient methods. In *Proc. Adv. Neural Inf. Process. Syst. (NIPS)*, pages 46–54, 2016.
- [Tan *et al.*, 2016] C. Tan, S. Ma, Y. Dai, and Y. Qian. Barzilai-Borwein step size for stochastic gradient descent. In *Proc. Adv. Neural Inf. Process. Syst. (NIPS)*, 2016.
- [Wolfe, 1969] P. Wolfe. Convergence conditions for ascent methods. *SIAM Review*, 11(2):226–235, 1969.
- [Xiao and Zhang, 2014] L. Xiao and T. Zhang. A proximal stochastic gradient method with progressive variance reduction. *SIAM J. Optim.*, 24(4):2057–2075, 2014.
- [Zhang *et al.*, 2013] L. Zhang, M. Mahdavi, and R. Jin. Linear convergence with condition number independent access of full gradients. In *Proc. Adv. Neural Inf. Process. Syst. (NIPS)*, pages 980–988, 2013.
- [Zhang, 2004] T. Zhang. Solving large scale linear prediction problems using stochastic gradient descent algorithms. In *Proc. 21st Int. Conf. Mach. Learn. (ICML)*, pages 919–926, 2004.
- [Zhao and Zhang, 2015] P. Zhao and T. Zhang. Stochastic optimization with importance sampling for regularized loss minimization. In *Proc. 32nd Int. Conf. Mach. Learn. (ICML)*, pages 1–9, 2015.

In the following appendices, we give the detailed proofs for some lemmas, theorems and corollaries stated in the main paper. Moreover, we also report more experimental results for both of our algorithms.

Notations

Throughout this paper, we use $\|\cdot\|$ to denote the standard Euclidean norm. We denote by $\nabla f(x)$ the full gradient of $f(x)$ if it is differentiable, or $\partial f(x)$ the subdifferential of $f(\cdot)$ at x if it is only Lipschitz continuous. Note that Assumption 2 is the general form for the two cases when $F(x)$ is smooth or non-smooth⁴. That is, if $F(x)$ is smooth, the inequality in (15) in Assumption 2 becomes the following form:

$$F(y) \geq F(x) + \nabla F(x)(y - x) + \frac{\mu}{2}\|y - x\|^2.$$

Appendix A: Proof of Lemma 1

Lemma 1 provides the upper bound on the expected variance of the variance reduced gradient estimator in (8) (i.e., the SVRG estimator independently introduced in [Zhang et al., 2013; Johnson and Zhang, 2013]), which satisfies $\mathbb{E}[\widetilde{\nabla}f_i(y_{k-1})] = \nabla f(y_{k-1})$. This lemma is essentially identical to Corollary 3.5 in [Xiao and Zhang, 2014]. For the sake of completeness, we give the detailed proof of Lemma 1 below. Before proving Lemma 1, we first give and prove the following lemma.

Lemma 3. *Suppose each $f_i(\cdot)$ is L -smooth, and let x^* be an optimal solution of Problem (1), then we have*

$$\mathbb{E}\left[\|\nabla f_i(x) - \nabla f_i(x^*)\|^2\right] \leq 2L [F(x) - F(x^*)].$$

Proof. Following Theorem 2.1.5 in [Nesterov, 2004] and Lemma 3.4 [Xiao and Zhang, 2014], we have

$$\|\nabla f_i(x) - \nabla f_i(x^*)\|^2 \leq 2L [f_i(x) - f_i(x^*) - \langle \nabla f_i(x^*), x - x^* \rangle].$$

Summing the above inequality over $i = 1, \dots, n$, we get

$$\mathbb{E}\left[\|\nabla f(x) - \nabla f(x^*)\|^2\right] = \frac{1}{n} \sum_{i=1}^n \mathbb{E}\left[\|\nabla f_i(x) - \nabla f_i(x^*)\|^2\right] \leq 2L [f(x) - f(x^*) - \langle \nabla f(x^*), x - x^* \rangle].$$

By the optimality of x^* , i.e.,

$$x^* = \arg \min_x F(x) = \arg \min_x \{f(x) + r(x)\},$$

then there exists $\xi^* \in \partial r(x^*)$ such that $\nabla f(x^*) + \xi^* = 0$.

$$\begin{aligned} \mathbb{E}\left[\|\nabla f_i(x) - \nabla f_i(x^*)\|^2\right] &\leq 2L [f(x) - f(x^*) - \langle \nabla f(x^*), x - x^* \rangle] \\ &= 2L [f(x) - f(x^*) + \langle \xi^*, x - x^* \rangle] \\ &\leq 2L [f(x) - f(x^*) + r(x) - r(x^*)] \\ &= 2L [F(x) - F(x^*)], \end{aligned}$$

where the first equality is due to $\xi^* = -\nabla f(x^*)$, and the second inequality holds due to the convexity of the regularizer $r(\cdot)$. \square

Proof of Lemma 1:

Proof.

$$\begin{aligned} &\mathbb{E}\left[\|\nabla f_{i_k}(y_{k-1}) - \nabla f(y_{k-1}) - \nabla f_{i_k}(\tilde{x}^{s-1}) + \nabla f(\tilde{x}^{s-1})\|^2\right] \\ &= \mathbb{E}\left[\|[\nabla f_{i_k}(y_{k-1}) - \nabla f_{i_k}(\tilde{x}^{s-1})] - [\nabla f(y_{k-1}) - \nabla f(\tilde{x}^{s-1})]\|^2\right] \\ &= \mathbb{E}\left[\|\nabla f_{i_k}(y_{k-1}) - \nabla f_{i_k}(\tilde{x}^{s-1})\|^2\right] - \|\nabla f(y_{k-1}) - \nabla f(\tilde{x}^{s-1})\|^2 \\ &\leq \mathbb{E}\left[\|\nabla f_{i_k}(y_{k-1}) - \nabla f_{i_k}(\tilde{x}^{s-1})\|^2\right] \\ &= \mathbb{E}\left[\|[\nabla f_{i_k}(y_{k-1}) - \nabla f_{i_k}(x^*)] - [\nabla f_{i_k}(\tilde{x}^{s-1}) - \nabla f_{i_k}(x^*)]\|^2\right] \\ &\leq 2\mathbb{E}\left[\|\nabla f_{i_k}(y_{k-1}) - \nabla f_{i_k}(x^*)\|^2\right] + 2\mathbb{E}\left[\|\nabla f_{i_k}(\tilde{x}^{s-1}) - \nabla f_{i_k}(x^*)\|^2\right] \\ &\leq 4L [F(y_{k-1}) - F(x^*) + F(\tilde{x}^{s-1}) - F(x^*)], \end{aligned}$$

where the second equality holds due to the fact that $\mathbb{E}[\|x - \mathbb{E}x\|^2] = \mathbb{E}[\|x\|^2] - \|\mathbb{E}x\|^2$; the second inequality holds due to the fact that $\|a - b\|^2 \leq 2(\|a\|^2 + \|b\|^2)$; and the last inequality follows from Lemma 3. \square

⁴Strictly speaking, when the function $F(\cdot)$ is non-smooth, $\vartheta \in \partial F(x)$; while $F(\cdot)$ is smooth, $\vartheta = \nabla F(x)$.

From Lemma 1, we immediately have the following result, which is useful in our convergence analysis below.

Corollary 4. For any $\alpha \geq \beta > 0$, we have

$$\begin{aligned} & \alpha \mathbb{E} \left[\left\| \nabla f_{i_k}(y_{k-1}) - \nabla f(y_{k-1}) - \nabla f_{i_k}(\tilde{x}^{s-1}) + \nabla f(\tilde{x}^{s-1}) \right\|^2 \right] - \beta \mathbb{E} \left[\left\| \nabla f_{i_k}(y_{k-1}) - \nabla f_{i_k}(\tilde{x}^{s-1}) \right\|^2 \right] \\ & \leq 4L(\alpha - \beta) [F(y_{k-1}) - F(x^*) + F(\tilde{x}^{s-1}) - F(x^*)]. \end{aligned}$$

Appendix B: Proof of Theorem 1

In this part, we give the detailed proof of Theorem 1. We first introduce the following lemmas [Baldassarre and Pontil, 2013; Lan, 2012].

Lemma 4. Let $\tilde{F}(x, y)$ be the linear approximation of $F(\cdot)$ at y with respect to f , i.e.,

$$\tilde{F}(x, y) = f(y) + \langle \nabla f(y), x - y \rangle + r(x).$$

Then

$$F(x) \leq \tilde{F}(x, y) + \frac{L}{2} \|x - y\|^2 \leq F(y) + \frac{L}{2} \|x - y\|^2.$$

Lemma 5. Assume that \hat{x} is an optimal solution of the following problem,

$$\min_{x \in \mathbb{R}^d} \frac{1}{2} \|x - y\|^2 + g(x),$$

where $g(x)$ is a convex function (but possibly non-differentiable). Then the following inequality holds for all $x \in \mathbb{R}^d$:

$$g(\hat{x}) + \frac{1}{2} \|\hat{x} - y\|^2 + \frac{1}{2} \|x - \hat{x}\|^2 \leq g(x) + \frac{1}{2} \|x - y\|^2.$$

Proof of Theorem 1:

Proof. Let $\eta = \frac{1}{L\alpha}$ and $p_{i_k} = \tilde{\nabla} f_{i_k}(y_{k-1}) = \nabla f_{i_k}(y_{k-1}) - \nabla f_{i_k}(\tilde{x}^{s-1}) + \nabla f(\tilde{x}^{s-1})$. Using Lemma 4, we have

$$\begin{aligned} F(x_k) & \leq f(y_{k-1}) + \langle \nabla f(y_{k-1}), x_k - y_{k-1} \rangle + \frac{L\alpha}{2} \|x_k - y_{k-1}\|^2 - \frac{L(\alpha-1)}{2} \|x_k - y_{k-1}\|^2 + r(x_k) \\ & = f_{i_k}(y_{k-1}) + \langle p_{i_k}, x_k - y_{k-1} \rangle + r(x_k) + \frac{L\alpha}{2} \|x_k - y_{k-1}\|^2 \\ & \quad + \langle \nabla f(y_{k-1}) - p_{i_k}, x_k - y_{k-1} \rangle - \frac{L(\alpha-1)}{2} \|x_k - y_{k-1}\|^2 + f(y_{k-1}) - f_{i_k}(y_{k-1}). \end{aligned} \tag{16}$$

Then

$$\begin{aligned} & \langle \nabla f(y_{k-1}) - p_{i_k}, x_k - y_{k-1} \rangle - \frac{L(\alpha-1)}{2} \|x_k - y_{k-1}\|^2 \\ & \leq \frac{1}{2L(\alpha-1)} \|\nabla f(y_{k-1}) - p_{i_k}\|^2 + \frac{L(\alpha-1)}{2} \|x_k - y_{k-1}\|^2 - \frac{L(\alpha-1)}{2} \|x_k - y_{k-1}\|^2 \\ & = \frac{1}{2L(\alpha-1)} \|\nabla f(y_{k-1}) - p_{i_k}\|^2, \end{aligned} \tag{17}$$

where the inequality follows from the Young's inequality, i.e., $a^T b \leq \|a\|^2/(2\rho) + \rho\|b\|^2/2$ for any $\rho > 0$. Substituting the inequality (17) into the inequality (16), we have

$$\begin{aligned} F(x_k) & \leq f_{i_k}(y_{k-1}) + \langle p_{i_k}, x_k - y_{k-1} \rangle + r(x_k) + \frac{L\alpha}{2} \|x_k - y_{k-1}\|^2 \\ & \quad + \frac{1}{2L(\alpha-1)} \|\nabla f(y_{k-1}) - p_{i_k}\|^2 + f(y_{k-1}) - f_{i_k}(y_{k-1}) \\ & \leq F_{i_k}(\hat{w}_{k-1}) + \frac{L\alpha}{2} (\|\hat{w}_{k-1} - y_{k-1}\|^2 - \|\hat{w}_{k-1} - x_k\|^2) + f(y_{k-1}) - f_{i_k}(y_{k-1}) \\ & \quad + \frac{1}{2L(\alpha-1)} \|\nabla f(y_{k-1}) - p_{i_k}\|^2 + \langle -\nabla f_{i_k}(\tilde{x}^{s-1}) + \nabla f(\tilde{x}^{s-1}), \hat{w}_{k-1} - y_{k-1} \rangle \\ & \leq \sigma F_{i_k}(x^*) + (1 - \sigma) F_{i_k}(\hat{y}_{k-1}) + \frac{L\alpha\sigma^2}{2} (\|x^* - z_{k-1}\|^2 - \|x^* - z_k\|^2) \\ & \quad + \frac{1}{2L(\alpha-1)} \|\nabla f(y_{k-1}) - p_{i_k}\|^2 + f(y_{k-1}) - f_{i_k}(y_{k-1}) + \langle \nabla f(\tilde{x}^{s-1}) - \nabla f_{i_k}(\tilde{x}^{s-1}), \hat{w}_{k-1} - y_{k-1} \rangle, \end{aligned} \tag{18}$$

where $\widehat{w}_{k-1} = \sigma x^* + (1-\sigma)\widehat{y}_{k-1}$, and $\widehat{y}_{k-1} = \theta_{k-1}y_{k-2}$. The second inequality follows from Lemma 5, and the third inequality holds due to the convexity of the function $F_{i_k}(x)$, and

$$z_k = [y_k - (1-\sigma)\widehat{y}_k]/\sigma, \quad y_k = (\sigma-1)\widehat{y}_{k-1} + x_k + (1-\sigma)\widehat{y}_k,$$

which mean that $\widehat{w}_{k-1} - y_{k-1} = \sigma(x^* - z_{k-1})$ and $\widehat{w}_{k-1} - x_k = \sigma(x^* - z_k)$.

Using Property 1 with $\zeta = \frac{\delta\eta}{1-L\eta}$ and $\eta = 1/L\alpha^5$, we obtain

$$\begin{aligned} F(\theta_k y_{k-1}) &= F(\widehat{y}_k) \leq F(y_{k-1}) - \frac{(\theta_k-1)^2}{2L(\alpha-1)} \|\nabla f_{i_k}(y_{k-1}) - \nabla f_{i_k}(\widetilde{x}^{s-1})\|^2 \\ &\leq F(y_{k-1}) - \frac{\beta_k}{2L(\alpha-1)} \|\nabla f_{i_k}(y_{k-1}) - \nabla f_{i_k}(\widetilde{x}^{s-1})\|^2, \end{aligned} \quad (19)$$

where $\beta_k = \min[1/\alpha_k, (\theta_k-1)^2]$, and α_k is defined below. Then there exists $\overline{\beta}_k$ such that

$$\mathbb{E}\left[\frac{\beta_k}{2L(\alpha-1)} \|\nabla f_{i_k}(y_{k-1}) - \nabla f_{i_k}(\widetilde{x}^{s-1})\|^2\right] = \frac{\overline{\beta}_k}{2L(\alpha-1)} \mathbb{E}[\|\nabla f_{i_k}(y_{k-1}) - \nabla f_{i_k}(\widetilde{x}^{s-1})\|^2], \quad (20)$$

where $\overline{\beta}_k = \mathbb{E}[\beta_k \|\nabla f_{i_k}(y_{k-1}) - \nabla f_{i_k}(\widetilde{x}^{s-1})\|^2] / \mathbb{E}[\|\nabla f_{i_k}(y_{k-1}) - \nabla f_{i_k}(\widetilde{x}^{s-1})\|^2]$, and $\overline{\beta}_k < (\alpha-1)/2$. Using the inequality (19), then we have

$$\begin{aligned} \mathbb{E}[F(\widehat{y}_k) - F(x^*)] &\leq \mathbb{E}\left[F(y_{k-1}) - F(x^*) - \frac{\beta_k}{2L(\alpha-1)} \|\nabla f_{i_k}(y_{k-1}) - \nabla f_{i_k}(\widetilde{x}^{s-1})\|^2\right] \\ &= \mathbb{E}[F(y_{k-1}) - F(x^*)] - \frac{\overline{\beta}_k}{2L(\alpha-1)} \mathbb{E}[\|\nabla f_{i_k}(y_{k-1}) - \nabla f_{i_k}(\widetilde{x}^{s-1})\|^2]. \end{aligned} \quad (21)$$

There must exist a constant $\alpha_k > 0$ such that $F(x_k) - F(x^*) = \alpha_k[F(y_{k-1}) - F(x^*)]$. Since

$$\mathbb{E}[f(y_{k-1}) - f_{i_k}(y_{k-1})] = 0, \quad \mathbb{E}[\nabla f_{i_k}(\widetilde{x}^{s-1})] = \nabla f(\widetilde{x}^{s-1}), \quad \mathbb{E}[F_{i_k}(x^*)] = F(x^*) \quad \text{and} \quad \mathbb{E}[F_{i_k}(y_{k-1})] = F(y_{k-1}),$$

and taking the expectation of both sides of (18), we have

$$\begin{aligned} &\alpha_k \mathbb{E}[F(y_{k-1}) - F(x^*)] - \frac{c_k \overline{\beta}_k}{2L(\alpha-1)} \mathbb{E}[\|\nabla f_{i_k}(y_{k-1}) - \nabla f_{i_k}(\widetilde{x}^{s-1})\|^2] \\ &\leq (1-\sigma) \mathbb{E}[F(\widehat{y}_{k-1}) - F(x^*)] + \frac{L\alpha\sigma^2}{2} \mathbb{E}[\|x^* - z_{k-1}\|^2 - \|x^* - z_k\|^2] \\ &\quad + \frac{1}{2L(\alpha-1)} \|\nabla f(y_{k-1}) - p_{i_k}\|^2 - \frac{c_k \overline{\beta}_k}{2L(\alpha-1)} \mathbb{E}[\|\nabla f_{i_k}(y_{k-1}) - \nabla f_{i_k}(\widetilde{x}^{s-1})\|^2] \\ &\leq (1-\sigma) \mathbb{E}[F(\widehat{y}_{k-1}) - F(x^*)] + \frac{L\alpha\sigma^2}{2} \mathbb{E}[\|x^* - z_{k-1}\|^2 - \|x^* - z_k\|^2] \\ &\quad + \frac{2(1-c_k \overline{\beta}_k)}{\alpha-1} [F(y_{k-1}) - F(x^*) + F(\widetilde{x}^{s-1}) - F(x^*)], \end{aligned} \quad (22)$$

where the second inequality follows from Lemma 1 and Corollary 4. Here, $c_k = \alpha_k - [2(1-c_k \overline{\beta}_k)]/(\alpha-1)$, i.e.,

$$c_k = \frac{\alpha_k(\alpha-1) - 2}{\alpha-1-2\overline{\beta}_k}.$$

Since $\frac{2}{\alpha-1} < \sigma$ with the suitable choices of α and σ , we have $c_k > \alpha_k - \frac{2}{\alpha-1} > 1 - \sigma$. Thus, (22) is rewritten as follows:

$$\begin{aligned} &c_k \mathbb{E}[F(y_{k-1}) - F(x^*)] - \frac{c_k \overline{\beta}_k}{2L(\alpha-1)} \mathbb{E}[\|p_{i_k} - \nabla f_{i_k}(\widetilde{x}^{s-1})\|^2] \\ &\leq (1-\sigma) [F(\widehat{y}_{k-1}) - F(x^*)] + \frac{L\alpha\sigma^2}{2} \mathbb{E}[\|x^* - z_{k-1}\|^2 - \|x^* - z_k\|^2] \\ &\quad + \frac{2(1-c_k \overline{\beta}_k)}{\alpha-1} \mathbb{E}[F(\widetilde{x}^{s-1}) - F(x^*)]. \end{aligned} \quad (23)$$

⁵Note that our fast variants of SVRG-SD and SAGA-SD (i.e., SVRG-SD and SAGA-SD with randomly partial sufficient decrease) have the similar convergence properties as SVRG-SD and SAGA-SD because Property 1 still holds when $\theta_k = 1$. That is, the main difference between their convergence properties is the different values of β_k , as shown below.

Combining the above two inequalities (21) and (23), we have

$$\begin{aligned}
& c_k \mathbb{E}[F(\hat{y}_k) - F(x^*)] \\
& \leq (1 - \sigma) \mathbb{E}[F(\hat{y}_{k-1}) - F(x^*)] + \frac{L\alpha\sigma^2}{2} \mathbb{E}[\|x^* - z_{k-1}\|^2 - \|x^* - z_k\|^2] \\
& \quad + \frac{2(1 - c_k \bar{\beta}_k)}{\alpha - 1} \mathbb{E}[F(\tilde{x}^{s-1}) - F(x^*)].
\end{aligned} \tag{24}$$

Taking the expectation over the random choice of i_1, i_2, \dots, i_m , summing up the above inequality over $k = 1, \dots, m$, and $\hat{y}_0 = \tilde{x}^{s-1}$, we have

$$\begin{aligned}
& \mathbb{E} \left[\sum_{k=1}^m (c_k - (1 - \sigma)) (F(\hat{y}_k) - F(x^*)) \right] \\
& \leq (1 - \sigma) \mathbb{E}[F(\tilde{x}^{s-1}) - F(x^*)] + \frac{L\alpha\sigma^2}{2} \mathbb{E}[\|x^* - z_0\|^2 - \|x^* - z_m\|^2] \\
& \quad + \mathbb{E} \left[\sum_{k=1}^m \frac{2(1 - c_k \bar{\beta}_k)}{\alpha - 1} [F(\tilde{x}^{s-1}) - F(x^*)] \right].
\end{aligned} \tag{25}$$

In addition, there exists $\hat{\beta}^s$ for the s -th epoch such that

$$\begin{aligned}
& \mathbb{E} \left[\sum_{k=1}^m (c_k - (1 - \sigma)) (F(\hat{y}_k) - F(x^*)) \right] \\
& = \mathbb{E} \left[\sum_{k=1}^m \left(\sigma - \frac{2}{\alpha - 1} + \frac{2c_k \bar{\beta}_k}{\alpha - 1} \right) (F(\hat{y}_k) - F(x^*)) \right] \\
& = \left(\sigma - \frac{2}{\alpha - 1} + \hat{\beta}^s \right) \mathbb{E} \left[\sum_{k=1}^m (F(\hat{y}_k) - F(x^*)) \right],
\end{aligned} \tag{26}$$

where

$$\hat{\beta}^s = \frac{\mathbb{E} \left[\sum_{k=1}^m \frac{2c_k \bar{\beta}_k}{\alpha - 1} (F(\hat{y}_k) - F(x^*)) \right]}{\mathbb{E} \left[\sum_{k=1}^m (F(\hat{y}_k) - F(x^*)) \right]}.$$

Let $\hat{\beta} = \min_{s=1, \dots, S} \hat{\beta}^s$. Using

$$\tilde{x}^s = \frac{1}{m} \sum_{k=1}^m \hat{y}_k, \quad F(\tilde{x}^s) \leq \frac{1}{m} \sum_{k=1}^m F(\hat{y}_k),$$

(25) and (26), we have

$$\begin{aligned}
& \left(\sigma - \frac{2}{\alpha - 1} + \hat{\beta} \right) m \mathbb{E}[F(\tilde{x}^s) - F(x^*)] \\
& \leq \left(1 - \sigma + \frac{2m}{(\alpha - 1)} \right) \mathbb{E}[F(\tilde{x}^{s-1}) - F(x^*)] \\
& \quad + \frac{L\alpha\sigma^2}{2} \mathbb{E}[\|x^* - z_0\|^2 - \|x^* - z_m\|^2].
\end{aligned}$$

Therefore,

$$\begin{aligned}
& \mathbb{E}[F(\tilde{x}^s) - F(x^*)] \\
& \leq \left(\frac{1 - \sigma}{\left(\sigma - \frac{2}{\alpha - 1} + \hat{\beta} \right) m} + \frac{2}{(\alpha - 1) \left(\sigma - \frac{2}{\alpha - 1} + \hat{\beta} \right)} \right) \mathbb{E}[F(\tilde{x}^{s-1}) - F(x^*)] \\
& \quad + \frac{L\alpha\sigma^2}{2m \left(\sigma - \frac{2}{\alpha - 1} + \hat{\beta} \right)} \mathbb{E}[\|x^* - z_0\|^2 - \|x^* - z_m\|^2].
\end{aligned}$$

This completes the proof. \square

Appendix C: Proofs of Corollaries 1 and 2

Proof of Corollary 1:

Proof. For μ -strongly convex problems, and let $y_0 = \hat{y}_0 = \tilde{x}^{s-1}$ and

$$z_0 = \frac{y_0 - (1 - \sigma)\hat{y}_0}{\sigma} = \tilde{x}^{s-1},$$

then we have

$$\frac{L}{\mu} \|x^* - z_0\|^2 = \frac{L}{\mu} \|x^* - \tilde{x}^{s-1}\|^2 \leq F(\tilde{x}^{s-1}) - F(x^*). \quad (27)$$

Using Theorem 1, we obtain

$$\begin{aligned} & \mathbb{E}[F(\tilde{x}^s) - F(x^*)] \\ & \leq \left(\frac{(1 - \sigma)}{(\sigma - \frac{2}{\alpha-1} + \hat{\beta})m} + \frac{2}{(\alpha-1)(\sigma - \frac{2}{\alpha-1} + \hat{\beta})} + \frac{L\alpha\sigma^2}{2m\mu(\sigma - \frac{2}{\alpha-1} + \hat{\beta})} \right) \mathbb{E}[F(\tilde{x}^{s-1}) - F(x^*)]. \end{aligned}$$

Replacing α and σ in the above inequality with 19 and 1/2, respectively, we have

$$\begin{aligned} & \mathbb{E}[F(\tilde{x}^s) - F(x^*)] \\ & \leq \left(\frac{9}{(7 + 18\hat{\beta})m} + \frac{2}{(7 + 18\hat{\beta})} + \frac{171L}{(28 + 72\hat{\beta})m\mu} \right) \mathbb{E}[F(\tilde{x}^{s-1}) - F(x^*)]. \end{aligned}$$

This completes the proof. \square

Proof of Corollary 2:

Proof. For non-strongly convex problems, and using Theorem 1 with $\alpha = 19$ and $\sigma = 1/2$, we have

$$\begin{aligned} \mathbb{E}[F(\tilde{x}^s) - F(x^*)] & \leq \frac{171L}{(28 + 72\hat{\beta})m} \mathbb{E}[\|x^* - z_0^s\|^2 - \|x^* - z_m^s\|^2] \\ & \quad + \left(\frac{9}{(7 + 18\hat{\beta})m} + \frac{2}{(7 + 18\hat{\beta})} \right) [F(\tilde{x}^{s-1}) - F(x^*)]. \end{aligned} \quad (28)$$

According to the settings of Algorithm 1 for the non-strongly convex case, and let

$$y_0^s = \hat{y}_0^s = (y_m^{s-1} - (1 - \sigma)\hat{y}_m^{s-1})/\sigma,$$

then we have

$$z_0^s = \frac{y_0^s - (1 - \sigma)\hat{y}_0^s}{\sigma} = \frac{y_m^{s-1} - (1 - \sigma)\hat{y}_m^{s-1}}{\sigma},$$

and

$$z_m^{s-1} = \frac{y_m^{s-1} - (1 - \sigma)\hat{y}_m^{s-1}}{\sigma}, \quad v_1^{s+1} = (1 - \sigma)v_0^{s+1} + x_{m+1}^s + (\sigma - 1)\hat{v}_{m-1}^s.$$

Therefore, $z_0^s = z_m^{s-1}$.

Using $\bar{x} = \frac{1}{S} \sum_{s=1}^S \tilde{x}^s$, $z_0^0 = \tilde{x}^0$, and summing up the inequality (28) over all integer $s = 1, \dots, S$, then

$$\begin{aligned} \mathbb{E}[F(\bar{x}) - F(x^*)] & \leq \frac{171L}{(16 + 40\hat{\beta})mS} \|x^* - \tilde{x}^0\|^2 \\ & \quad + \left(\frac{9}{(4 + 8\hat{\beta})mS} + \frac{1}{(2 + 4\hat{\beta})S} \right) [F(\tilde{x}^0) - F(x^*)]. \end{aligned}$$

This completes the proof. \square

Appendix D: Proof of Lemma 2

Lemma 2 provides the upper bound on the expected variance of the variance reduced gradient estimator in (9) (i.e., the SAGA estimator introduced in [Defazio *et al.*, 2014a]). Before giving the proof of Lemma 2, we first present the following lemmas.

Lemma 6 ([Defazio *et al.*, 2014a]). *Let x^* be the optimal solution of Problem (1), then the following inequality holds for all ϕ_j :*

$$\frac{1}{n} \sum_{j=1}^n \|\nabla f_j(\phi_j) - \nabla f_j(x^*)\|^2 \leq 2L \left[\frac{1}{n} \sum_{j=1}^n f_j(\phi_j) - f(x^*) - \frac{1}{n} \sum_{j=1}^n f_j \langle \nabla f_j(x^*), \phi_j - x^* \rangle \right].$$

Lemma 7 ([Defazio *et al.*, 2014a]).

$$\mathbb{E} \left[\frac{1}{n} \sum_{j=1}^n \langle \partial F_j(x^*), \phi_j^k - x^* \rangle \right] = \frac{1}{n} \langle \partial F(x^*), x_{k-1} - x^* \rangle + \left(1 - \frac{1}{n}\right) \frac{1}{n} \sum_{j=1}^n \langle \partial F_j(x^*), \phi_j^{k-1} - x^* \rangle,$$

where $F_i(\cdot) = f_i(\cdot) + r(\cdot)$, and $\partial F_i(x^*)$ denotes a sub-gradient of $F_i(\cdot)$ at x^* .

Proof of Lemma 2:

Proof. Using Lemma 7, we have

$$\begin{aligned} \mathbb{E} \left[\frac{1}{n} \sum_{j=1}^n \langle \partial F_j(x^*), \phi_j^{k-1} - x^* \rangle \right] &= \mathbb{E} \left[\frac{1}{n} \langle \partial F(x^*), y_{k-2} - x^* \rangle + \left(1 - \frac{1}{n}\right) \frac{1}{n} \sum_{j=1}^n \langle \partial F_j(x^*), \phi_j^{k-2} - x^* \rangle \right] \\ &= \left(1 - \frac{1}{n}\right) \mathbb{E} \left[\frac{1}{n} \sum_{j=1}^n \langle \partial F_j(x^*), \phi_j^{k-2} - x^* \rangle \right] \\ &= \left(1 - \frac{1}{n}\right)^{k-1} \mathbb{E} \left[\frac{1}{n} \sum_{j=1}^n \langle \partial F_j(x^*), \phi_j^0 - x^* \rangle \right] \\ &= \left(1 - \frac{1}{n}\right)^{k-1} \mathbb{E} [\langle \partial F(x^*), \tilde{x}_0 - x^* \rangle] \\ &= 0. \end{aligned} \tag{29}$$

The second and last equalities hold from the optimality of x^* , the third equality holds due to Lemma 7, and the fourth equality is due to $\phi_j^0 = \tilde{x}_0$ for all $j = 1, \dots, n$.

Since $\mathbb{E}[\nabla f_{i_k}(y_{k-1})] = \nabla f(y_{k-1})$ and $\mathbb{E}[\nabla f_{i_k}(\phi_{i_k}^{k-1})] = \frac{1}{n} \sum_{i=1}^n \nabla f_i(\phi_i^{k-1})$, then for any $i_k \in [n]$,

$$\begin{aligned} &\mathbb{E} [\|\nabla f_{i_k}(y_{k-1}) - \nabla f(y_{k-1}) - \nabla f_{i_k}(\phi_{i_k}^{k-1}) + \frac{1}{n} \sum_{j=1}^n \nabla f_j(\phi_j^{k-1})\|^2] \\ &= \mathbb{E} \left[\|\nabla f_{i_k}(y_{k-1}) - \nabla f_{i_k}(\phi_{i_k}^{k-1})\|^2 \right] - \|\nabla f(y_{k-1}) - \frac{1}{n} \sum_{j=1}^n \nabla f_j(\phi_j^{k-1})\|^2 \\ &\leq \mathbb{E} \left[\|\nabla f_{i_k}(y_{k-1}) - \nabla f_{i_k}(\phi_{i_k}^{k-1})\|^2 \right] \\ &= \mathbb{E} \left[\|\nabla f_{i_k}(y_{k-1}) - \nabla f_{i_k}(x^*)\|^2 + \|\nabla f_{i_k}(\phi_{i_k}^{k-1}) - \nabla f_{i_k}(x^*)\|^2 \right] \\ &\leq 2\mathbb{E} \left[\|\nabla f_{i_k}(y_{k-1}) - \nabla f_{i_k}(x^*)\|^2 \right] + 2\mathbb{E} \left[\|\nabla f_{i_k}(\phi_{i_k}^{k-1}) - \nabla f_{i_k}(x^*)\|^2 \right] \\ &\leq 4L[F(y_{k-1}) - F(x^*) + \frac{1}{n} \sum_{j=1}^n f_j(\phi_j^{k-1}) - f(x^*) + \frac{1}{n} \sum_{j=1}^n \langle \xi^*, \phi_j^{k-1} - x^* \rangle - \frac{1}{n} \sum_{j=1}^n \langle \nabla f_j(x^*) - \xi^*, \phi_j^{k-1} - x^* \rangle] \\ &= 4L \left[F(y_{k-1}) - F(x^*) + \frac{1}{n} \sum_{j=1}^n F_j(\phi_j^{k-1}) - F(x^*) \right]. \end{aligned}$$

The first equality holds due to the fact that $\mathbb{E}[\|x - \mathbb{E}x\|^2] = \mathbb{E}[\|x\|^2] - \|\mathbb{E}x\|^2$; the second inequality holds due to the fact that $\|a - b\|^2 \leq 2(\|a\|^2 + \|b\|^2)$; and the last inequality follows from Lemma 6 and Lemma 7; and the last equality holds due to the equality in (29). \square

Appendix E: Proofs of Theorem 2 and Corollary 3

From Lemma 2, we immediately have the following result, which is useful in our convergence analysis below.

Corollary 5. For any $\alpha \geq \beta > 0$, we have

$$\begin{aligned} & \alpha \mathbb{E} \left[\left\| \nabla f_{i_k}(y_{k-1}) - \nabla f(y_{k-1}) - \nabla f_{i_k}(\phi_{i_k}^{k-1}) + \frac{1}{n} \sum_{j=1}^n \nabla f_j(\phi_j^{k-1}) \right\|^2 \right] - \beta \mathbb{E} \left[\left\| \nabla f_{i_k}(y_{k-1}) - \nabla f_{i_k}(\phi_{i_k}^{k-1}) \right\|^2 \right] \\ & \leq 4L(\alpha - \beta) \left[F(y_{k-1}) - F(x^*) + \frac{1}{n} \sum_{j=1}^n F_j(\phi_j^{k-1}) - F(x^*) \right]. \end{aligned}$$

Proof of Theorem 2:

Proof. Let $p_{i_k} = \nabla f_{i_k}(y_{k-1}) - \nabla f_{i_k}(\phi_{i_k}^{k-1}) + \frac{1}{n} \sum_{j=1}^n \nabla f_j(\phi_j^{k-1})$, and $\hat{y}_k = \theta_k y_{k-1}$. By the similar derivation for (22) only replacing Lemma 1 and Corollary 4 with Lemma 2 and Corollary 5, then the following holds:

$$\begin{aligned} & \alpha_k \mathbb{E}[F(y_{k-1}) - F(x^*)] - \frac{c_k \bar{\beta}_k}{2L(\alpha - 1)} \mathbb{E}[\|p_{i_k} - \nabla f(y_{k-1})\|^2] \\ & \leq (1 - \sigma) \mathbb{E}[F(\hat{y}_{k-1}) - F(x^*)] + \frac{L\alpha\sigma^2}{2} \mathbb{E}[\|x^* - z_{k-1}\|^2 - \|x^* - z_k\|^2] \\ & \quad + \frac{2(1 - c_k \bar{\beta}_k)}{\alpha - 1} \left[F(y_{k-1}) - F(x^*) + \frac{1}{n} \sum_{j=1}^n F_j(\phi_j^{k-1}) - F(x^*) - \frac{1}{n} \sum_{j=1}^n \langle \partial F_j(x^*), \phi_j^{k-1} - x^* \rangle \right]. \end{aligned} \quad (30)$$

Given $q > 0$, and using Lemma 7, we obtain

$$\frac{q}{n} [F(y_{k-1}) - F(x^*)] = q \mathbb{E} \left[\frac{1}{n} \sum_{j=1}^n F_j(\phi_j^k) - F(x^*) \right] - q \left(1 - \frac{1}{n}\right) \left(\frac{1}{n} \sum_{j=1}^n F_j(\phi_j^{k-1}) - F(x^*) \right). \quad (31)$$

Using (31) and Lemma 2, then (30) is rewritten as follows:

$$\begin{aligned} & \left(\alpha_k - \frac{2(1 - c_k \bar{\beta}_k)}{\alpha - 1} - \frac{q}{n} \right) \mathbb{E}[F(y_{k-1}) - F(x^*)] - \frac{c_k \bar{\beta}_k}{2L(\alpha - 1)} \mathbb{E}[\|\nabla f_{i_k}(y_{k-1}) - \nabla f_{i_k}(\phi_{i_k}^{k-1})\|^2] \\ & \leq (1 - \sigma) \mathbb{E}[F(\hat{y}_{k-1}) - F(x^*)] + \frac{L\alpha\sigma^2}{2} \mathbb{E}[\|x^* - z_{k-1}\|^2 - \|x^* - z_k\|^2] \\ & \quad \left(\frac{2(1 - c_k \bar{\beta}_k)}{\alpha - 1} + q \left(1 - \frac{1}{n}\right) \right) \left[\frac{1}{n} \sum_{j=1}^n F_j(\phi_j^{k-1}) - F(x^*) \right] - q \mathbb{E} \left[\frac{1}{n} \sum_{j=1}^n F_j(\phi_j^k) - F(x^*) \right] \\ & \quad - \frac{2(1 - c_k \bar{\beta}_k)}{\alpha - 1} \frac{1}{n} \sum_{j=1}^n \langle \partial F_j(x^*), \phi_j^{k-1} - x^* \rangle. \end{aligned} \quad (32)$$

Let

$$\frac{q}{n} = \frac{2}{\alpha - 1} \quad \text{and} \quad c_k = \alpha_k - \frac{q}{n} - \frac{2(1 - c_k \bar{\beta}_k)}{\alpha - 1}. \quad (33)$$

Therefore,

$$c_k = \frac{\alpha_k(\alpha - 1) - 4}{\alpha - 1 - 2\bar{\beta}_k} > 0.$$

Using (32) and (33), we have

$$\begin{aligned}
& c_k \mathbb{E}[F(\hat{y}_k) - F(x^*)] \\
& \leq c_k \mathbb{E}[F(y_{k-1}) - F(x^*)] - \frac{c_k \bar{\beta}_k}{2L(\alpha-1)} \mathbb{E}[\|\nabla f_{i_k}(y_{k-1}) - \nabla f_{i_k}(\phi_{i_k}^{k-1})\|^2] \\
& \leq (1-\sigma)[F(\hat{y}_{k-1}) - F(x^*)] + \frac{L\alpha\sigma^2}{2} \mathbb{E}[\|x^* - z_{k-1}\|^2 - \|x^* - z_k\|^2] \\
& \quad \left(\frac{2(1-c_k\bar{\beta}_k)}{\alpha-1} + q(1-\frac{1}{n}) \right) \left(\frac{1}{n} \sum_{j=1}^n F_j(\phi_j^{k-1}) - F(x^*) \right) - q \mathbb{E} \left[\frac{1}{n} \sum_{j=1}^n F_j(\phi_j^k) - F(x^*) \right] \\
& \leq (1-\sigma)[F(\hat{y}_{k-1}) - F(x^*)] + \frac{L\alpha\sigma^2}{2} \mathbb{E}[\|x^* - z_{k-1}\|^2 - \|x^* - z_k\|^2] \\
& \quad + q \left(\frac{1}{n} \sum_{j=1}^n F_j(\phi_j^{k-1}) - F(x^*) \right) - q \mathbb{E} \left[\frac{1}{n} \sum_{j=1}^n F_j(\phi_j^k) - F(x^*) \right] \\
& \quad - \frac{2(1-c_k\bar{\beta}_k)}{\alpha-1} \frac{1}{n} \sum_j \langle \partial F_j(x^*), \phi_j^{k-1} - x^* \rangle.
\end{aligned}$$

Taking the expectation over the random choice of the history of i_1, \dots, i_m , using Lemma 2, and summing up the above inequality over $k = 1, \dots, m$, then

$$\begin{aligned}
& \mathbb{E} \left[\sum_{k=1}^m (c_k - (1-\sigma)) [F(\hat{y}_k) - F(x^*)] \right] \\
& \leq (1-\sigma)[F(\hat{y}_0) - F(x^*)] + \frac{L\alpha\sigma^2}{2} \mathbb{E}[\|x^* - z_0\|^2 - \|x^* - z_m\|^2] \\
& \quad + q \mathbb{E} \left[\frac{1}{n} \sum_{j=1}^n F_j(\phi_j^0) - F(x^*) \right] - q \mathbb{E} \left[\frac{1}{n} \sum_{j=1}^n F_j(\phi_j^m) - F(x^*) \right].
\end{aligned} \tag{34}$$

c_k and q/n are defined in (33) with $\sigma = 1/2$ and $\alpha = 19$, then there exists $\hat{\beta}^s \geq 0$ for the s -th epoch such that

$$\begin{aligned}
\mathbb{E} \left[\sum_{k=1}^m (c_k - (1-\sigma)) [F(\hat{y}_k) - F(x^*)] \right] &= \mathbb{E} \left[\sum_{k=1}^m \frac{7 + 2c_k \bar{\beta}_k}{9} [F(\hat{y}_k) - F(x^*)] \right] \\
&= \left(\frac{7}{9} + \hat{\beta}^s \right) \mathbb{E} \left[\sum_{k=1}^m [F(\hat{y}_k) - F(x^*)] \right],
\end{aligned} \tag{35}$$

where $\hat{\beta}^s = \mathbb{E} \left[\frac{2}{9} \sum_{k=1}^m c_k \bar{\beta}_k (F(\hat{y}_k) - F(x^*)) \right] / \mathbb{E} \left[\sum_{k=1}^m (F(\hat{y}_k) - F(x^*)) \right]$.

Let $\hat{\beta} = \min_{s=1, \dots, S} \hat{\beta}^s$ as in the proof of Theorem 1. Using $\tilde{x}^s = \frac{1}{m} \sum_{k=1}^m \hat{y}_k$, $F(\tilde{x}^s) \leq \frac{1}{m} \sum_{k=1}^m F(\hat{y}_k)$, and (35), then (34) is rewritten as follows:

$$\begin{aligned}
& m \left(\frac{7}{9} + \hat{\beta} \right) \mathbb{E}[F(\tilde{x}^s) - F(x^*)] \\
& \leq \frac{1}{2} (F(\tilde{x}^{s-1}) - F(x^*)) + \frac{19L}{8} \mathbb{E}[\|x^* - \tilde{x}^{s-1}\|^2] \\
& \quad + q \left(\frac{1}{n} \sum_{j=1}^n F_j(\phi_j^0) - F(x^*) \right) - q \mathbb{E} \left[\frac{1}{n} \sum_{j=1}^n F_j(\phi_j^m) - F(x^*) \right] \\
& \leq \frac{19L}{8} \mathbb{E}[\|x^* - \tilde{x}^{s-1}\|^2] + \left(\frac{1}{2} + q \right) [F(\tilde{x}^{s-1}) - F(x^*)],
\end{aligned}$$

where the first and second inequalities hold due to the facts that $\hat{y}_0 = \tilde{x}^{s-1}$ and $\phi_j^0 = \tilde{x}^{s-1}$ for any $j = 1, \dots, n$.

Setting $\sigma = 1/2$, $\alpha = 19$, $\frac{2}{\alpha-1} = \frac{q}{n}$, and using the μ -strongly convex property, we have

$$m \left(\frac{7}{9} + \hat{\beta} \right) \mathbb{E}[F(\tilde{x}^s) - F(x^*)] \leq \left(\frac{1}{2} + \frac{n}{9} + \frac{19L}{8\mu} \right) [F(\tilde{x}^{s-1}) - F(x^*)].$$

Therefore,

$$\mathbb{E}[F(\tilde{x}^s) - F(x^*)] \leq \left(\frac{1}{7 + 9\widehat{\beta}} + \frac{9}{(14 + 18\widehat{\beta})m} + \frac{171L}{(56 + 72\widehat{\beta})\mu m} \right) [F(\tilde{x}^{s-1}) - F(x^*)].$$

This completes the proof. \square

Proof of Corollary 3:

Proof. Using the similar derivation in the proof of Theorem 2 for the strongly convex case, and with the same parameter settings, we have

$$\begin{aligned} & \left(\frac{7}{9} + \widehat{\beta} \right) \mathbb{E}[F(\tilde{x}^s) - F(x^*)] \\ & \leq \frac{19L}{8m} \mathbb{E}[\|x^* - z_0\|^2 - \|x^* - z_m\|^2] + \left(\frac{1}{2m} + \frac{n}{9m} \right) [F(\tilde{x}^{s-1}) - F(x^*)]. \end{aligned} \quad (36)$$

According to the parameter settings of Algorithm 2 for the non-strongly convex case, we have

$$z_0^s = z_m^{s-1}, \quad \bar{x} = \frac{1}{S} \sum_{s=1}^S \tilde{x}^s, \quad z_0^0 = \tilde{x}^0.$$

Summing up the above inequality (36) over $s = 1, \dots, S$, and setting $m = n$, then

$$\begin{aligned} \mathbb{E}[F(\bar{x}) - F(x^*)] & \leq \frac{171L}{(49 + 56\widehat{\beta})nS} \|x^* - \tilde{x}^0\|^2 \\ & \quad + \left(\frac{81}{(98 + 126\widehat{\beta})nS} + \frac{9}{(49 + 63\widehat{\beta})S} \right) [F(\tilde{x}^0) - F(x^*)]. \end{aligned}$$

This completes the proof. \square

Appendix F: Codes and Data Sets

The C++ code of SVRG [Johnson and Zhang, 2013] was downloaded from http://riejohnson.com/svrg_download.html. The code of SAGA [Defazio et al., 2014a] was downloaded from <http://www.aarondefazio.com/software.html>. We also present the detailed descriptions for the three data sets: Covtype, SUSY and Ijenn1, which were obtained from the LIBSVM Data website⁶, as shown in Table 1. For fair comparison, we implemented the proposed SVRG-SD and SAGA-SD algorithms, Prox-SVRG [Xiao and Zhang, 2014] and the best known method: Katyusha [Allen-Zhu, 2017] in C++ with a Matlab interface, and performed all the experiments on a PC with an Intel i5-2400 CPU and 16GB RAM.

Table 1: Data sets and their regularization parameters.

Data sets	Sizes n	Dimensions d	Sparsity	λ for ridge regression	λ for LASSO
Ijenn1	49,990	22	59.09%	$10^{-4}, 10^{-5}$	$10^{-4}, 10^{-5}$
Covtype	581,012	54	22.12%	$10^{-4}, 10^{-5}$	$10^{-4}, 10^{-5}$
SUSY	5,000,000	18	98.82%	$10^{-4}, 10^{-5}$	$10^{-4}, 10^{-5}$
Sido0	12,678	4,932	9.84%	$10^{-3}, 10^{-4}, 10^{-5}$	$10^{-3}, 10^{-4}, 10^{-5}$

⁶<https://www.csie.ntu.edu.tw/~cjlin/libsvm/>

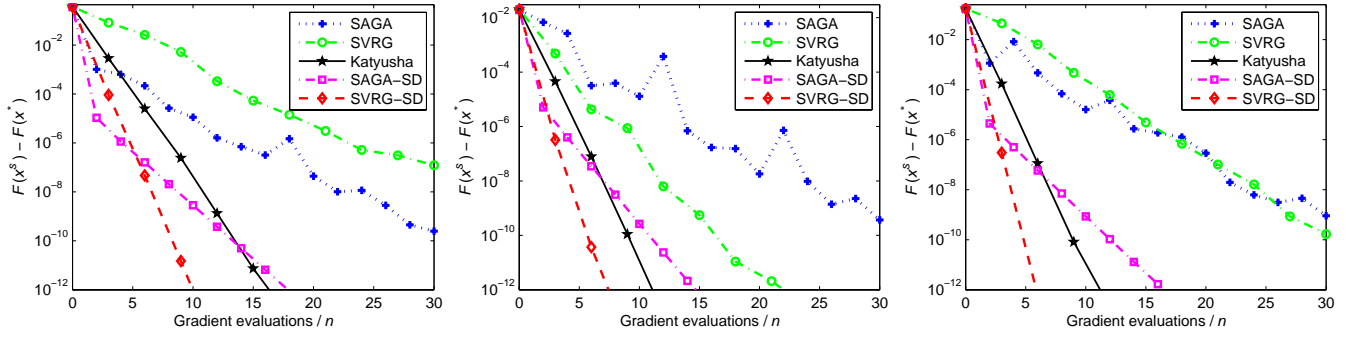


Figure 4: Comparison of different variance reduced SGD methods for solving strongly convex ridge regression problems with the regularization parameter $\lambda = 10^{-4}$ on the three data sets: Ijcn1 (left), Covtype (center) and SUSY (right). The vertical axis is the objective value minus the minimum, and the horizontal axis denotes the number of effective passes over the data set.

Appendix G: More Experimental Results

In this section, we report the experimental results of SVRG [Johnson and Zhang, 2013], SAGA [Defazio *et al.*, 2014a], Katyusha [Allen-Zhu, 2017], SVRG-SD and SAGA-SD for solving strongly convex ridge regression problems with regularization parameters $\lambda = 10^{-4}$ and $\lambda = 10^{-5}$ in Figures 4 and 5, respectively, where the horizontal axis denotes the number of effective passes over the data set (evaluating n component gradients, or computing a single full gradient is considered as one effective pass) or the running time (seconds). Figure 6 shows the performance of all these methods for solving ridge regression problems with different regularization parameters on a sparse data set, Sido0, which can be downloaded from the Causality Workbench website⁷. From all the results, we can observe that SVRG-SD and SAGA-SD consistently outperform their counterparts: SVRG and SAGA in terms of running time and number of effective passes. Moreover, SVRG-SD and SAGA-SD achieve comparable performance with the best known stochastic method, Katyusha [Allen-Zhu, 2017].

Moreover, we report the performance of Prox-SVRG [Xiao and Zhang, 2014], SAGA [Defazio *et al.*, 2014a], Katyusha [Allen-Zhu, 2017], SVRG-SD and SAGA-SD for directly solving non-strongly convex Lasso problems with regularization parameters $\lambda = 10^{-4}$ and $\lambda = 10^{-5}$ in Figures 7 and 8, respectively, from which we can see that SVRG-SD and SAGA-SD also achieve much faster convergence rates than their counterparts: Prox-SVRG and SAGA, respectively. In particular, they also have comparable or better performance than the accelerated VR-SGD method, Katyusha, which attains the best theoretical convergence speed.

Appendix H: Pseudo-Codes of More Algorithms

Recall that the main difference of the original SVRG-I (see Algorithm 3 with Option I for completeness) and SVRG-II (see Algorithm 3 with Option II) in [Johnson and Zhang, 2013] is that the former uses the last iterate of the previous epoch as the snapshot point \tilde{x}^s , while in the latter, \tilde{x}^s is the average point of the previous epoch, which has been successfully used in [Xiao and Zhang, 2014; Allen-Zhu and Yuan, 2016; Allen-Zhu, 2017]. In this paper, we observed the following interesting phenomena: When the regularization parameter λ is relatively large, e.g., $\lambda = 10^{-3}$, SVRG-II converges significantly faster than SVRG-I for both strongly convex (e.g., ridge regression) and non-strongly convex (e.g., Lasso) cases, for instance, as shown in Figure 9 and also suggested in [Xiao and Zhang, 2014; Allen-Zhu and Yuan, 2016; Allen-Zhu, 2017]; whereas SVRG-I significantly outperforms SVRG-II when λ is relatively small, e.g., $\lambda = 10^{-7}$.

As a by-product of SVRG-SD and motivated by the above observations, we propose a general variant of both the original SVRG-I (as shown in Algorithm 3 with Option I) and the SVRG-II (as shown in Algorithm 3 with Option II), as outlined in Algorithm 4, which is called as SVRG-SDI and can be viewed as a special case of SVRG-SD when $\theta_k \equiv 1$. Note that SVRG-SDI, as well as SVRG-SD, can use much larger learning rates than SVRG-I and SVRG-II, e.g., $\eta = 1.0$ for SVRG-SDI vs. $\eta = 0.4$ for SVRG-I and SVRG-II. From the results in Figure 9, where we vary the values of the regularization parameter λ from 10^{-3} to 10^{-8} , it is clear that the proposed SVRG-SDI method achieves significantly better performance than both SVRG-I and SVRG-II in most cases, and is at least comparable to Katyusha [Allen-Zhu, 2017]. Note that Katyusha fails to converge when the regularization parameter is greater than or equal to 10^{-3} . Moreover, our SVRG-SD method consistently outperforms the other methods (including Katyusha and SVRG-SDI) in all the settings. Especially in those cases when λ is relatively small, e.g., $\lambda = 10^{-7}$ and $\lambda = 10^{-8}$, SVRG-SD converges significantly faster than the other methods, which further verifies the effectiveness of our sufficient decrease technique for stochastic optimization. In addition, our technique in SVRG-SD and SVRG-SDI naturally generalizes to other stochastic gradient estimators as well, e.g., Algorithm 5 (called SAGA-SDI) for the SAGA estimator [Defazio *et al.*, 2014a] in (9).

⁷<http://www.causality.inf.ethz.ch/home.php>

Algorithm 3 SVRG-I and SVRG-II

Input: The number of epochs S , the number of iterations m per epoch, and step size η .

Initialize: \tilde{x}^0 .

- 1: **for** $s = 1, 2, \dots, S$ **do**
- 2: $\tilde{\mu}^{s-1} = \frac{1}{n} \sum_{i=1}^n \nabla f_i(\tilde{x}^{s-1})$, $x_0 = \tilde{x}^{s-1}$;
- 3: **for** $k = 1, 2, \dots, m$ **do**
- 4: Pick i_k uniformly at random from $[n]$;
- 5: $\tilde{\nabla} f_{i_k}(x_{k-1}) = \nabla f_{i_k}(x_{k-1}) - \nabla f_{i_k}(\tilde{x}^{s-1}) + \tilde{\mu}^{s-1}$;
- 6: $x_k = x_{k-1} - \eta \left[\tilde{\nabla} f_{i_k}(x_{k-1}) + \nabla r(x_{k-1}) \right]$ or $x_k = \text{prox}_{\eta}^r \left(x_{k-1} - \eta \tilde{\nabla} f_{i_k}(x_{k-1}) \right)$;
- 7: **end for**
- 8: Option I: $\tilde{x}^s = x_m$;
- 9: Option II: $\tilde{x}^s = \frac{1}{m} \sum_{k=1}^m x_k$;
- 10: **end for**

Output: \tilde{x}^S

Algorithm 4 SVRG-SDI

Input: The number of epochs S , the number of iterations m per epoch, and step size η .

Initialize: $x_0 = \tilde{x}^0$, $\sigma = 0.618 - 0.618/[1 + \exp(-\log(6\lambda) - 12)]$ for Case of SC, or $\sigma = 1/(S+3)$ for Case of NSC.

- 1: **for** $s = 1, 2, \dots, S$ **do**
- 2: $\tilde{\mu}^{s-1} = \frac{1}{n} \sum_{i=1}^n \nabla f_i(\tilde{x}^{s-1})$;
- 3: **for** $k = 1, 2, \dots, m$ **do**
- 4: Pick i_k uniformly at random from $[n]$;
- 5: $\tilde{\nabla} f_{i_k}(x_{k-1}) = \nabla f_{i_k}(x_{k-1}) - \nabla f_{i_k}(\tilde{x}^{s-1}) + \tilde{\mu}^{s-1}$;
- 6: $x_k = x_{k-1} - \eta \left[\tilde{\nabla} f_{i_k}(x_{k-1}) + \nabla r(x_{k-1}) \right]$ or $x_k = \text{prox}_{\eta}^r \left(x_{k-1} - \eta \tilde{\nabla} f_{i_k}(x_{k-1}) \right)$;
- 7: **end for**
- 8: $\tilde{x}^s = \frac{1}{m} \sum_{k=1}^m [x_k + (1-\sigma)(x_k - x_{k-1})]$;
- 9: $x_0 = x_m$;
- 10: **end for**

Output: \tilde{x}^S

Algorithm 5 SAGA-SDI

Input: The number of iterations $K = S*m$, and step size η .

Initialize: x_0 , $\sigma = 0.5 - 0.5/[1 + \exp(-\log \lambda - 12)]$ for the cases of SC and NSC.

- 1: **for** $k = 1, \dots, K$ **do**
- 2: Pick i_k uniformly at random from $[n]$;
- 3: Take $\phi_{i_k}^k = x_{k-1}$, and store $\nabla f_{i_k}(\phi_{i_k}^k)$ in the table and all other entries in the table remain unchanged;
- 4: $\tilde{\nabla} f_{i_k}(x_{k-1}) = \nabla f_{i_k}(\phi_{i_k}^k) - \nabla f_{i_k}(\phi_{i_k}^{k-1}) + \frac{1}{n} \sum_{j=1}^n \nabla f_j(\phi_j^{k-1})$;
- 5: $x_k = x_{k-1} - \eta \left[\tilde{\nabla} f_{i_k}(x_{k-1}) + \nabla r(x_{k-1}) \right]$ or $x_k = \text{prox}_{\eta}^r \left(x_{k-1} - \eta \tilde{\nabla} f_{i_k}(x_{k-1}) \right)$;
- 6: $x_k = x_k + (1-\sigma)(x_k - x_{k-1})$;
- 7: **end for**

Output: x_K

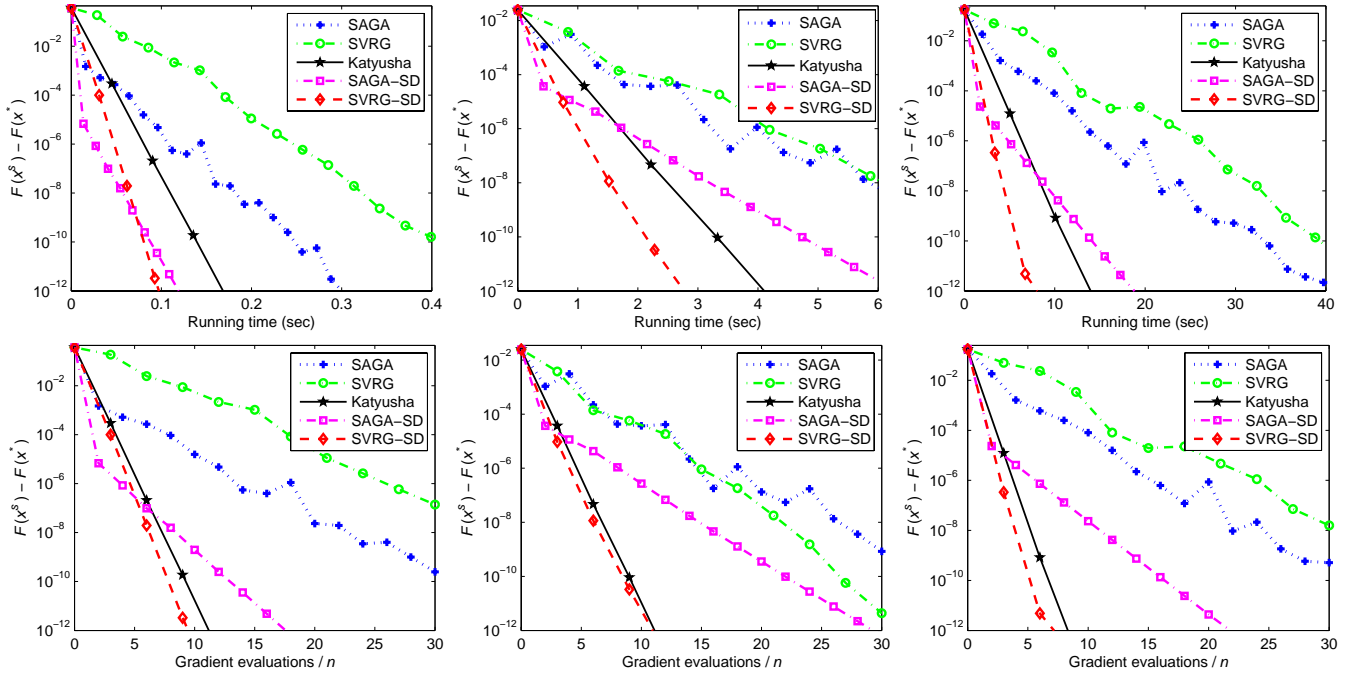


Figure 5: Comparison of different variance reduced SGD methods for solving strongly convex ridge regression problems with the regularization parameter $\lambda = 10^{-5}$ on the three data sets: Ijenn1 (left), Covtype (center) and SUSY (right). The vertical axis represents the objective value minus the minimum, and the horizontal axis denotes the running time (top) or the number of effective passes (bottom).

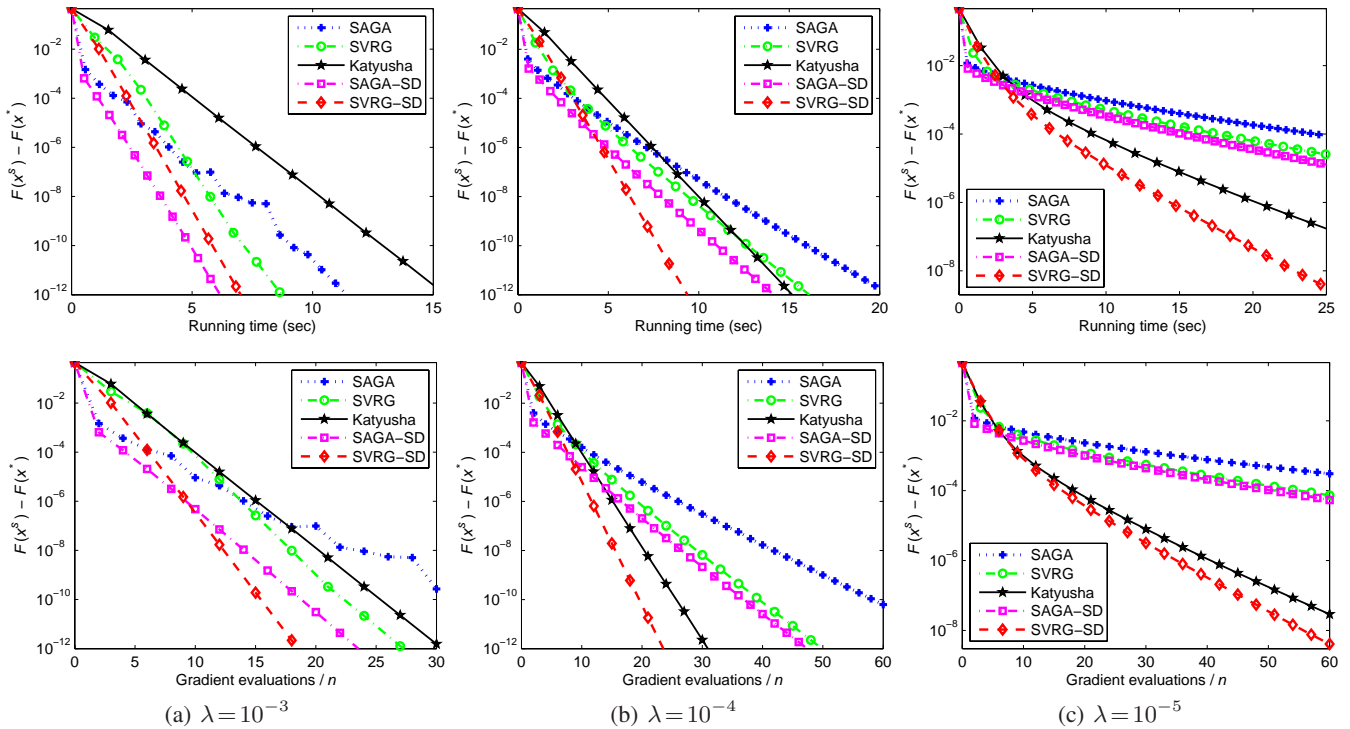


Figure 6: Comparison of different variance reduced SGD methods for solving strongly convex ridge regression problems with different regularization parameters on the Sido0 data set. The vertical axis represents the objective value minus the minimum, and the horizontal axis denotes the running time (top) or the number of effective passes (bottom).

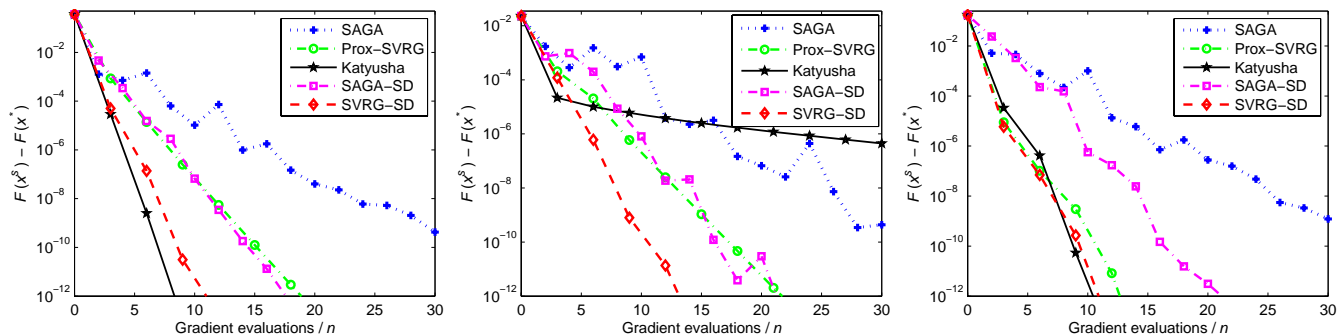


Figure 7: Comparison of different variance reduced SGD methods for solving non-strongly convex Lasso problems with $\lambda = 10^{-4}$ on the three data sets: Ijcn1 (left), Covtype (center) and SUSY (right). The vertical axis represents the objective value minus the minimum, and the horizontal axis denotes the number of effective passes over the data set.

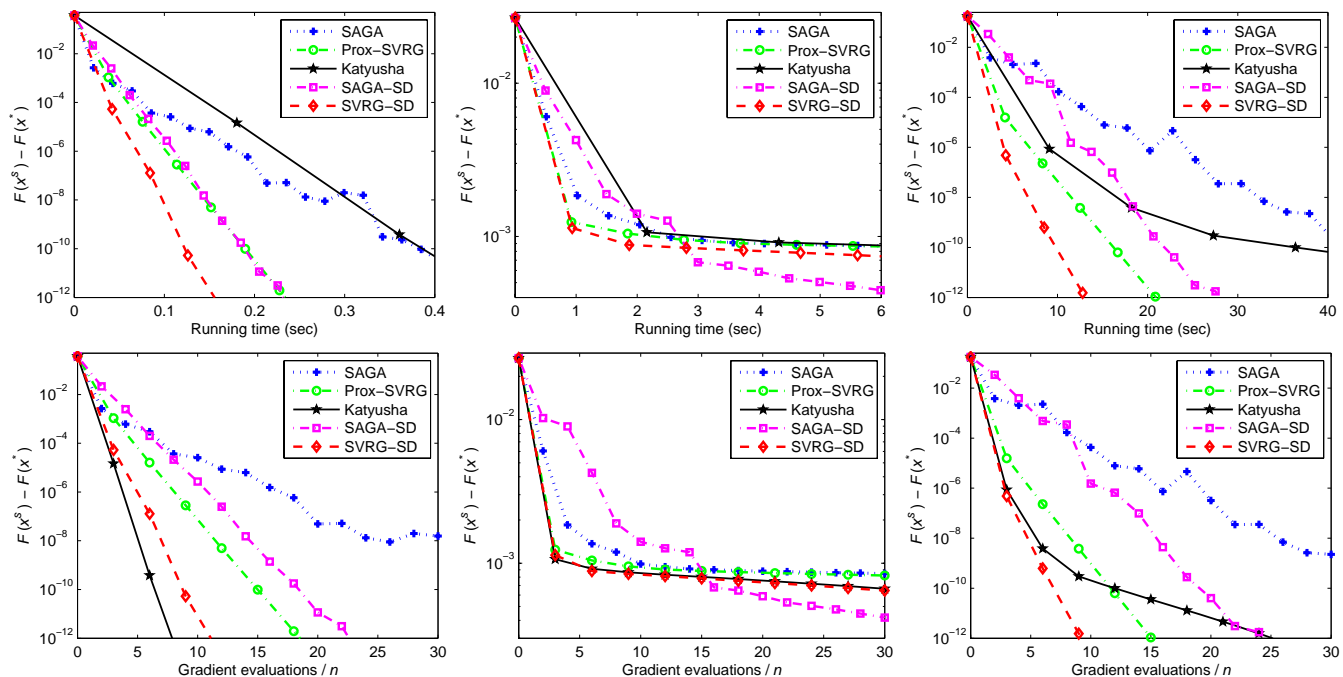


Figure 8: Comparison of different variance reduced SGD methods for solving non-strongly convex Lasso problems with $\lambda = 10^{-5}$ on the three data sets: Ijcn1 (left), Covtype (center) and SUSY (right). The vertical axis represents the objective value minus the minimum, and the horizontal axis denotes the running time (top) or the number of effective passes (bottom).

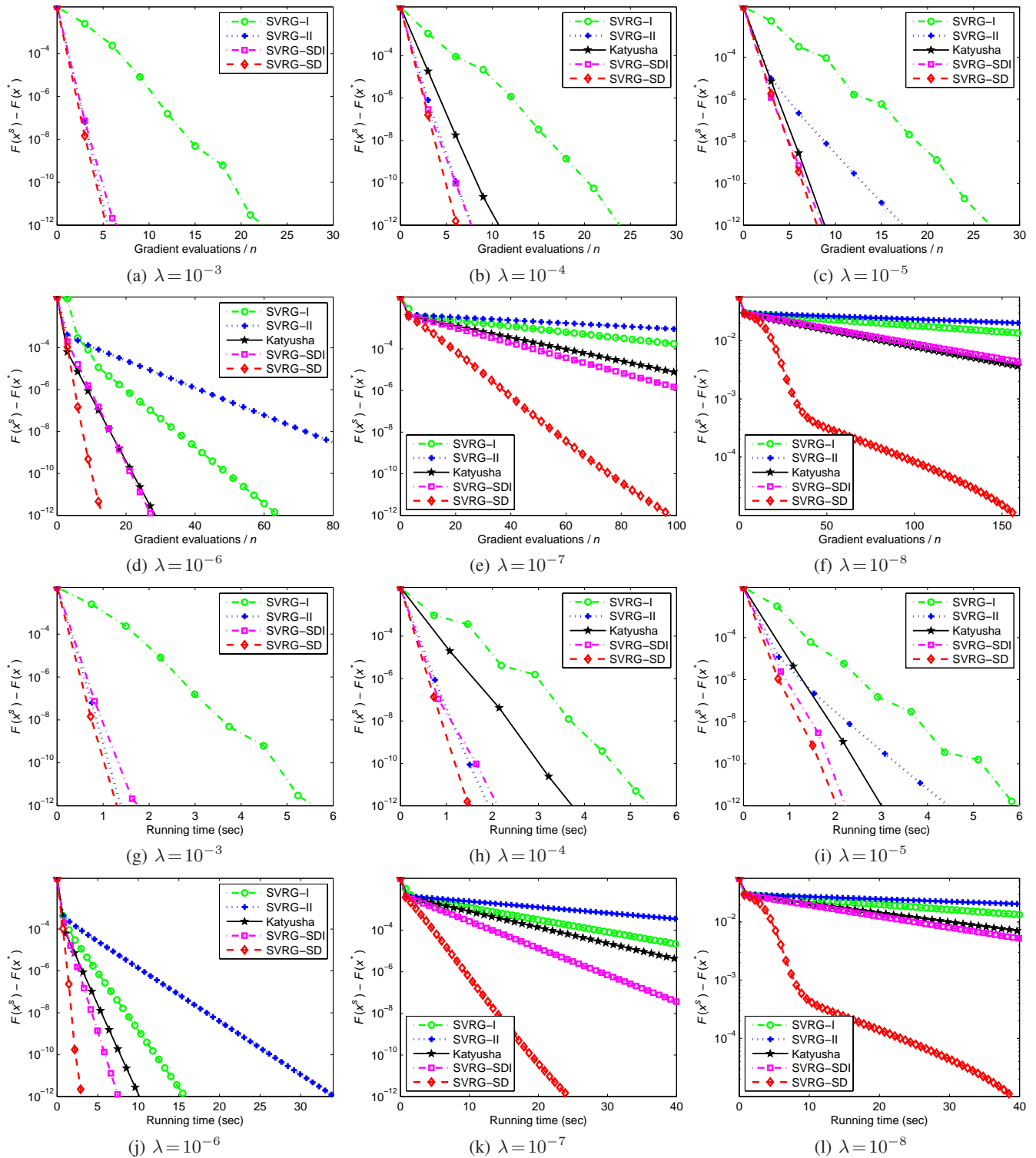


Figure 9: Comparison of SVRG-I, SVRG-II, Katyusha, and our SVRG-SD and SVRG-SDI methods for solving strongly convex ridge regression problems with different regularization parameters on the Covtype data set. The vertical axis represents the objective value minus the minimum, and the horizontal axis denotes the number of effective passes (a-f) or the running time (g-l).