

TOTAL CURVATURE OF PLANAR GRAPHS WITH NONNEGATIVE COMBINATORIAL CURVATURE

BOBO HUA AND YANHUI SU

ABSTRACT. We prove that the total curvature of a planar graph with nonnegative combinatorial curvature is at least $\frac{1}{12}$ if it is positive, and show that this estimate is sharp. This answers a question proposed by T. Réti. Moreover, we prove that the total curvature of any planar graph with nonnegative combinatorial curvature is an integral multiple of $\frac{1}{12}$.

CONTENTS

1. Introduction	1
2. Preliminaries	7
3. Proof of Theorem 1.2	10
4. Proof of Theorem 1.1	12
5. Examples	44
6. Semiplanar graphs with boundary	47
References	62

Mathematics Subject Classification 2010: 31C05, 05C10.

1. INTRODUCTION

The combinatorial curvature for a graph embedded into a surface was introduced by [Nev70, Sto76, Gro87, Ish90]. The idea is to properly embed a graph into a piecewise flat surface and to use the generalized Gaussian curvature of the surface to define the combinatorial curvature for the graph. Many interesting geometric results have been obtained since then, see e.g. [Žuk97, Woe98, Hig01, BP01, HJL02, LPZ02, HS03, SY04, RBK05, BP06, DM07, CC08, Zha08, Che09, Kel10, KP11, Kel11, Oh17].

Let (V, E) be a (possibly infinite) locally finite, undirected simple graph with the set of vertices V and the set of edges E , which is topologically embedded into a surface S without boundary. We write $G = (V, E, F)$ for the graph structure induced by the embedding where F is the set of faces, i.e. connected components of the complement of the embedding image of the graph in S , and call it a semiplanar graph, see [HJL15] (It is called planar

if S is either the 2-sphere or the plane). We say that a semiplanar graph G is a *tessellation* of S if the following hold, see e.g. [Kel11]:

- (i) Every face is homeomorphic to a disk whose boundary consists of finitely many edges of the graph.
- (ii) Every edge is contained in exactly two different faces.
- (iii) For any two faces whose closures have non-empty intersection, the intersection is either a vertex or an edge.

In this paper, we only consider tessellations of surfaces. For a semiplanar graph G , the combinatorial curvature at the vertex is defined as

$$(1) \quad \Phi(x) = 1 - \frac{\deg(x)}{2} + \sum_{\sigma \in F: x \in \bar{\sigma}} \frac{1}{\deg(\sigma)}, \quad x \in V,$$

where the summation is taken over all faces σ whose closure $\bar{\sigma}$ contains x and $\deg(\cdot)$ denotes the degree of a vertex or a face, see Section 2. To digest the definition, we endow the ambient space S with the metric structure: Each edge is of length one, each face is isometric to a Euclidean regular polygon of side length one with same facial degree which is glued along the edges, and the metric is induced by the gluing, see [BBI01, Definition 2.3.4]. This piecewise flat surface is called the (regular) polygonal surface, denoted by $S(G)$. It is well-known that the generalized Gaussian curvature, as a measure, concentrates on the vertices. The combinatorial curvature at a vertex is in fact the mass of the generalized Gaussian curvature at that point up to the normalization 2π , see [HJL15]. In this paper, we only consider the combinatorial curvature of a semiplanar graph and simply call it the curvature if it is clear in the context.

The Myers type theorem has been obtained by Stone [Sto76]: A semiplanar graph with the curvature uniformly bounded below by a positive constant is a finite graph. Higuchi [Hig01] conjectured that it is finite even if the curvature is positive pointwise (i.e. at each vertex), which was proved by DeVos and Mohar [DM07], see [SY04] for the case of cubic graphs. The largest size, i.e. the number of vertices, of planar graphs embedded into the 2-sphere, except the trivial classes including prisms and antiprisms, is known to be sandwiched between 208 and 380 by [NS11] and [Oh17].

For a smooth surface with absolutely integrable Gaussian curvature, its total curvature encodes the global geometric information of the space, e.g. the boundary at infinity, see [SST03]. For example, the total curvature of a convex surface in \mathbb{R}^3 describes the apex angle of the cone at infinity of the surface, which is useful to study global geometric and analytic properties of the surface, such as harmonic functions and heat kernels etc., following Colding and Minicozzi [CM97] and Xu [Xu14]. In this paper, we study the total curvature of semiplanar graphs with nonnegative curvature. For a semiplanar graph G , we denote by $\Phi(G) = \sum_{x \in V} \Phi(x)$ the total curvature of G whenever the summation converges absolutely. In case of finite graphs,

the Gauss-Bonnet theorem reads as, see e.g. [DM07],

$$(2) \quad \Phi(G) = \chi(S(G)),$$

where $\chi(\cdot)$ denotes the Euler characteristic of a surface. For an infinite semi-planar graph G , the Cohn-Vossen type theorem, see [DM07, Theorem 1.3] or [CC08, Theorem 1.6], yields that

$$(3) \quad \Phi(G) \leq \chi(S(G)),$$

whenever $\sum_{x \in V} \min\{\Phi(x), 0\}$ converges.

By the geometric meaning of the combinatorial curvature, one can see that a semiplanar graph G has nonnegative combinatorial curvature if and only if the polygonal surface $S(G)$ is a generalized convex surface, i.e. an Alexandrov surface with nonnegative sectional curvature [BGP92, BBI01]. We denote by $\mathcal{PC}_{\geq 0}$ the set of infinite semiplanar graphs with nonnegative combinatorial curvature. By the Cohn-Vossen type theorem, the inequality (3) yields that $0 \leq \Phi(G) \leq 1$, for any $G \in \mathcal{PC}_{\geq 0}$. As is well-known in Riemannian geometry that for any number $a \in [0, 1]$ there is a convex surface whose total curvature is a . However, due to the combinatorial restriction of semiplanar graphs, Réti proposed the following conjecture, see [HL16, Conjecture 2.1]: For any $G \in \mathcal{PC}_{\geq 0}$ with positive total curvature,

$$\Phi(G) \geq \frac{1}{6},$$

and the minimum is attained by the graph consisting of a pentagon and infinitely many hexagons. That is, the total curvature in the class of $\mathcal{PC}_{\geq 0}$ has a gap from zero, $\frac{1}{6}$ in the conjecture, and we call it the first gap of the total curvature.

In this paper, we prove that the first gap of the total curvature is $\frac{1}{12}$ which answers the above question. In fact, on one hand, we show that the total curvature in the class of $\mathcal{PC}_{\geq 0}$ is at least $\frac{1}{12}$ if it is positive. On the other hand, we construct several examples whose total curvature are $\frac{1}{12}$, see Figure 1 and Figure 2 (see Section 5 for more examples). For any figure in this paper, all vertices, edges or sides on the boundary of the same label are identified with each other. Furthermore, we get the classification of metric structures for polygonal surfaces of semiplanar graphs in this class attaining the first gap of the total curvature.

Theorem 1.1. *For any semiplanar graph G with nonnegative curvature and $\Phi(G) > 0$,*

$$\Phi(G) \geq \frac{1}{12}.$$

The equality is attained, i.e. $\Phi(G) = \frac{1}{12}$, if and only if the polygonal surface $S(G)$ is isometric to either

- (a) *a cone with the apex angle $\theta = 2 \arcsin \frac{11}{12}$, or*
- (b) *a “frustum” with a hendecagon base, see Figure 3.*

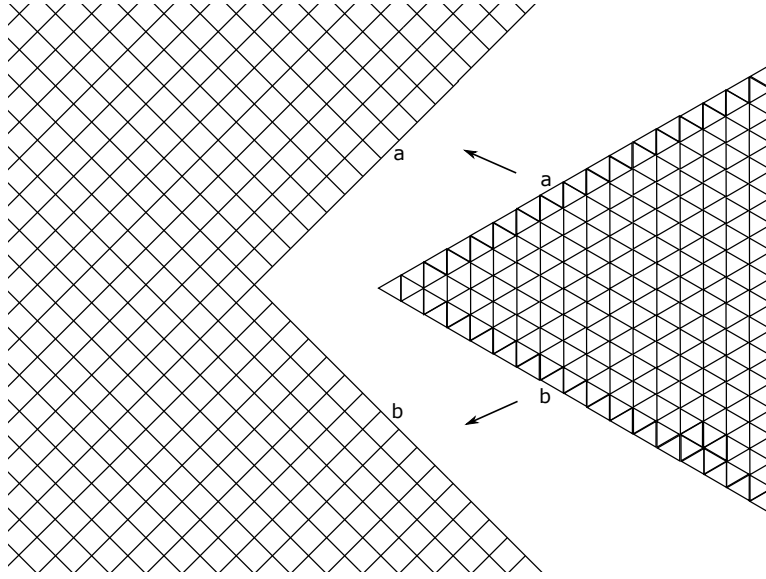


FIGURE 1. A graph with a single vertex of curvature $\frac{1}{12}$.

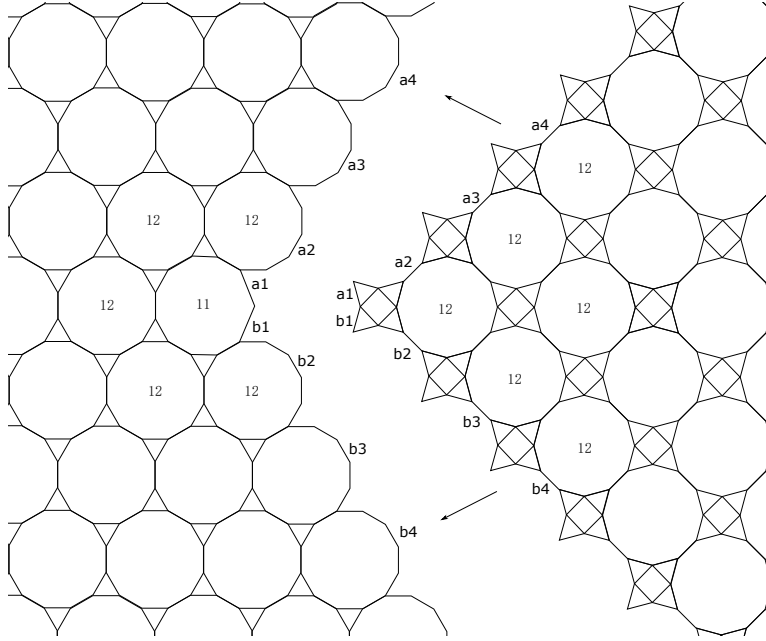


FIGURE 2. A graph with eleven vertices (the vertices of the hendecagon) of curvature $\frac{1}{132}$.

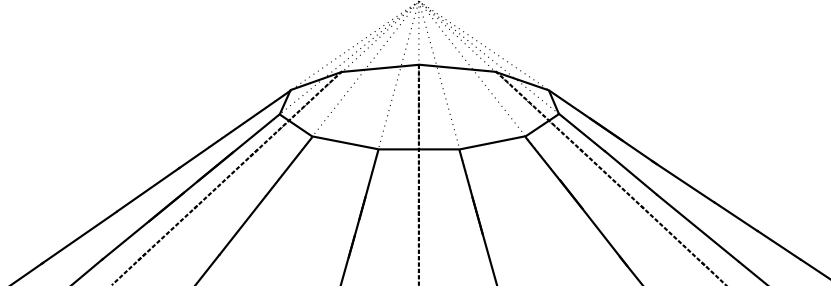


FIGURE 3. A “frustum” with a hendecagon base.

Note that in case of (a) in the above theorem the graph has a single vertex at the apex of the polygonal surface with the curvature $\frac{1}{12}$, see e.g. Figure 1; In case of (b) it has eleven vertices, on the boundary of the base of the polygonal surface, with the curvature $\frac{1}{132}$, see e.g. Figure 2. It is usually hard to classify the graph/tessellation structures even in the class of planar regular tilings with vanishing curvature, see [GS97]. However, our result indicates that semiplanar graphs attaining the first gap of the total curvature have rigid metric structure for the ambient polygonal surfaces. The proof strategy is straight-forward and involves tedious case studies, see Section 4: For a vertex with non-vanishing curvature, if the curvature of the vertex is less than $\frac{1}{12}$, then we try to find some nearby vertices with non-vanishing curvature such that the sum of these curvatures is at least $\frac{1}{12}$ and prove the results case by case.

Using an elementary number theoretic argument, see Proposition 2.3, one can show that the set of all possible values of total curvatures of infinite semiplanar graphs with nonnegative curvature is discrete in $[0, 1]$. Inspired by Réti’s conjecture, one could consider the second, third gaps of the total curvature and so on. More generally, it will be interesting to know all possible values of total curvatures of semiplanar graphs with nonnegative curvature. Using some combinatorial arguments and the Gauss-Bonnet theorem on compact subsets (with boundary), we are able to determine all values of total curvatures in this class.

Theorem 1.2. *The set of all values of total curvatures of infinite semiplanar graphs with nonnegative combinatorial curvature is given by*

$$\left\{ \frac{i}{12} : 0 \leq i \leq 12, i \in \mathbb{Z} \right\}.$$

In particular, as the part of the theorem, we construct semiplanar graphs with nonnegative curvature whose total curvatures attain all values listed above, see Figure 4 for a semiplanar graph with total curvature $\frac{11}{12}$ and other examples in Section 5. Although, as one can see, the proof of this theorem in Section 3 is technically concise which also yields the first gap of the total curvature, we still keep the tedious case-by-case proof of Theorem 1.1

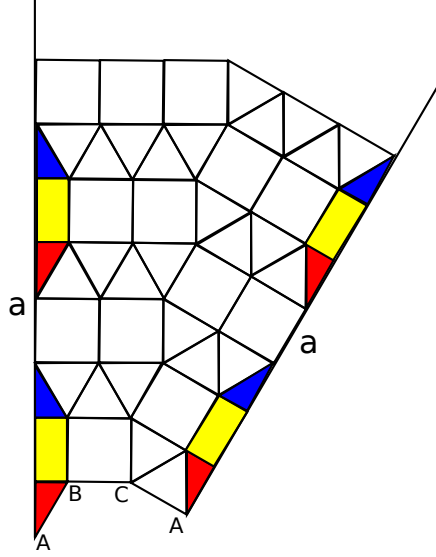


FIGURE 4. A graph with total curvature $\frac{11}{12}$ obtained from gluing the sides a in the picture and attaching another triangle to the vertices A, B and C .

in order to get the rigidity part result on metric structures of polygonal surfaces.

These proof strategies apply to the problems on the total curvature of a semiplanar graph with boundary, i.e. a graph embedded into a surface with boundary. For precise definitions and the terminology used, we refer to Section 6. Let G be a semiplanar graph with boundary and with nonnegative curvature, and $S(G)$ the polygonal surface of G . Consider the doubling constructions of $S(G)$ and G , see e.g. [Per91, Section 5]. Let $\widetilde{S(G)}$ be the double of $S(G)$, that is, $\widetilde{S(G)}$ consists of two copies of $S(G)$ glued along the boundary $\partial S(G)$. This induces the doubling graph of G , denoted by \widetilde{G} . By the definition of the curvature for semiplanar graphs with boundary, one can show that \widetilde{G} has nonnegative curvature and $\Phi(\widetilde{G}) = 2\Phi(G)$. This yields that the total curvature of G is an integral multiple of $\frac{1}{24}$ by Theorem 1.2. In fact, we can prove stronger results for semiplanar graphs with boundary:

- The total curvature of a semiplanar graph with boundary and with nonnegative curvature is an integral multiple of $\frac{1}{12}$, see Theorem 6.7.
- The graph/tessellation structures for the semigraphs with boundary attaining the first gap of the total curvature, $\frac{1}{12}$ by the above result, are classified in Theorem 6.6.

The paper is organized as follows: In next section, we recall some basics on the combinatorial curvature for semiplanar graphs. Section 3 is devoted

to the proof of Theorem 1.2. In Section 4, we prove Theorem 1.1 and give an application, Corollary 4.1. In Section 5, we give some examples to show the sharpness of Theorem 1.1 and Theorem 1.2. In the last section, we study the total curvature for semiplanar graphs with boundary.

2. PRELIMINARIES

Let $G = (V, E, F)$ be a semiplanar graph induced by an embedding of a graph (V, E) into a (possibly un-orientable) surface S without boundary. We only consider the appropriate embedding such that G is a tessellation of S , see the definition in the introduction.

We say that a vertex is incident to an edge (similarly, an edge is incident to a face, or a vertex is incident to a face) if the former is a subset of the closure of the latter. Two vertices are called neighbors if there is an edge connecting them. We denote by $\deg(x)$ the number of neighbors of a vertex x , and by $\deg(\sigma)$ the number of edges incident to a face σ (equivalently, the number of vertices incident to σ). Two edges (two faces resp.) are called adjacent if there is a vertex (an edge resp.) incident to both of them. The combinatorial distance between two vertices x and y , denote by $d(x, y)$, is defined as the minimal length of walks from x to y , i.e. the minimal number n such that there is $\{x_i\}_{i=1}^{n-1} \subset V$ satisfying $x \sim x_1 \sim \cdots \sim x_{n-1} \sim y$. We denote by $B_r(x) := \{y \in V : d(y, x) \leq r\}$, $r \geq 0$, the ball of radius r centered at the vertex x . For a tessellation, we always assume that $3 \leq \deg(x) < \infty$ and $3 \leq \deg(\sigma) < \infty$ for any vertex x and face σ .

Given a semiplanar graph $G = (V, E, F)$ embedded into a surface S , it associates with a unique metric space $S(G)$, called the polygonal surface, which is obtained from replacing each face of G by a regular Euclidean polygon of side length one with same facial degree and gluing the polygons along the edges. Note that the (induced) metric on $S(G)$ is piecewise flat and generally non-smooth near a vertex, while it is locally isometric to a flat domain in \mathbb{R}^2 near any interior point of an edge or a face. As a metric surface with isolated singularities, the generalized Gaussian curvature K of $S(G)$ vanishes at smooth points and can be regarded as a measure concentrated on the singularities, i.e. vertices. One can show that the mass of the generalized Gaussian curvature at each vertex x is given by $K(x) = 2\pi - \Sigma_x$, where Σ_x denotes the total angle at x in the metric space $S(G)$. Moreover, by direct computation one has $K(x) = 2\pi\Phi(x)$, where the combinatorial curvature $\Phi(x)$ is defined in (1), namely, the combinatorial curvature at each vertex is equal to the mass of the generalized Gaussian curvature at that point up to the normalization 2π . Hence one can show that a semiplanar graph G has nonnegative combinatorial curvature if and only if the polygonal surface $S(G)$ is a generalized convex surface.

In this paper, we consider the total curvature of infinite semiplanar graphs with nonnegative combinatorial curvature. For our purposes, it suffices to consider those with positive total curvature (otherwise the total curvature

Patterns		$\Phi(x)$
$(3, 3, k)$	$3 \leq k$	$1/6 + 1/k$
$(3, 4, k)$	$4 \leq k$	$1/12 + 1/k$
$(3, 5, k)$	$5 \leq k$	$1/30 + 1/k$
$(3, 6, k)$	$6 \leq k$	$1/k$
$(3, 7, k)$	$7 \leq k \leq 41$	$1/k - 1/42$
$(3, 8, k)$	$8 \leq k \leq 23$	$1/k - 1/24$
$(3, 9, k)$	$9 \leq k \leq 17$	$1/k - 1/18$
$(3, 10, k)$	$10 \leq k \leq 14$	$1/k - 1/15$
$(3, 11, k)$	$11 \leq k \leq 13$	$1/k - 5/66$
$(4, 4, k)$	$4 \leq k$	$1/k$
$(4, 5, k)$	$5 \leq k \leq 19$	$1/k - 1/20$
$(4, 6, k)$	$6 \leq k \leq 11$	$1/k - 1/12$
$(4, 7, k)$	$7 \leq k \leq 9$	$1/k - 3/28$
$(5, 5, k)$	$5 \leq k \leq 9$	$1/k - 1/10$
$(5, 6, k)$	$6 \leq k \leq 7$	$1/k - 2/15$
$(3, 3, 3, k)$	$3 \leq k$	$1/k$
$(3, 3, 4, k)$	$4 \leq k \leq 11$	$1/k - 1/12$
$(3, 3, 5, k)$	$5 \leq k \leq 7$	$1/k - 2/15$
$(3, 4, 4, k)$	$4 \leq k \leq 5$	$1/k - 1/6$
$(3, 3, 3, 3, k)$	$3 \leq k \leq 5$	$1/k - 1/6$

Table 1. The patterns of a vertex with positive curvature.

$(3, 7, 42),$	$(3, 8, 24),$	$(3, 9, 18),$	$(3, 10, 15),$	$(3, 12, 12),$
$(4, 5, 20),$	$(4, 6, 12),$	$(4, 8, 8),$	$(5, 5, 10),$	$(6, 6, 6),$
$(3, 3, 4, 12),$	$(3, 3, 6, 6),$	$(3, 4, 4, 6),$	$(4, 4, 4, 4),$	$(3, 3, 3, 3, 6),$
$(3, 3, 3, 4, 4),$	$(3, 3, 3, 3, 3, 3),$			

Table 2. The patterns of a vertex with vanishing curvature.

vanishes). By [HJL15, Theorem 3.10], these graphs are planar, namely, the ambient spaces are homeomorphic to \mathbb{R}^2 .

In a semiplanar graph, a pattern of a vertex x is defined as a vector $(\deg(\sigma_1), \deg(\sigma_2), \dots, \deg(\sigma_N))$, where $N = \deg(x)$, $\{\sigma_i\}_{i=1}^N$ are the faces which x is incident to, and $\deg(\sigma_1) \leq \deg(\sigma_2) \leq \dots \leq \deg(\sigma_N)$. For simplicity, we always write

$$x = (\deg(\sigma_1), \deg(\sigma_2), \dots, \deg(\sigma_N))$$

to indicate the pattern of the vertex x .

Table 1 is the list of all possible patterns of a vertex with positive curvature (see [DM07, CC08]); Table 2 is the list of all possible patterns of a vertex with vanishing curvature (see [GS97, CC08]).

For any infinite semiplanar graph with nonnegative curvature, Chen and Chen [CC08, Che09] obtained an interesting result that the curvature vanishes outside a finite subset of vertices in the graph.

Theorem 2.1 (Theorem 1.4 in [CC08], Theorem 3.5 in [Che09]). *For a semiplanar graph with nonnegative curvature, there are only finitely many vertices with non-vanishing curvature.*

The following lemma is useful in this paper, see [CC08, Lemma 2.5].

Lemma 2.2. *If there is a face σ such that $\deg(\sigma) \geq 43$ and $\Phi(x) \geq 0$ for any vertex x incident to σ , then*

$$\sum_x \Phi(x) \geq 1,$$

where the summation is taken over all vertices x incident to σ .

In fact, for an infinite semiplanar graph G with nonnegative curvature if there is a face whose degree is at least 43, then the graph has rather special structure, see [HJL15, Theorem 2.10]. In particular, the total curvature of G is equal to 1 and the polygonal surface $S(G)$ is isometric to a half flat-cylinder in \mathbb{R}^3 .

For our purposes, we need the Gauss-Bonnet theorem for piecewise flat manifolds with boundary, see e.g. [DM07, Theorem 3.1]. Let $K \subset S(G)$ consist of finitely many faces, as a manifold with boundary. Then

$$(4) \quad 2\pi \sum_{x \in V \cap \text{int}(K)} \Phi(x) + \sum_{x \in V \cap \partial K} (\pi - \theta_x) = 2\pi \chi(K),$$

where $\text{int}(\cdot)$ denotes the interior of a set and θ_x is the inner angle at the boundary vertex x w.r.t. the set K .

Since all possible patterns of a vertex with positive curvature are listed in Table 1, we adopt a number theoretic argument to show the restriction of the total curvature in the class of $\mathcal{PC}_{\geq 0}$, i.e. infinite semiplanar graphs with nonnegative curvature.

Proposition 2.3. *The total curvature of a semiplanar graph with nonnegative curvature is an integral multiple of $1/219060189739591200$. In particular, the set of all values of total curvatures for graphs in the class of $\mathcal{PC}_{\geq 0}$ is discrete in $[0, 1]$.*

Proof. By the Gauss-Bonnet theorem for finite graphs (2), it suffices to consider infinite graphs. By Lemma 2.2 and (3), we only need to consider $G \in \mathcal{PC}_{\geq 0}$ with the maximum facial degree less than or equal to 42, otherwise the total curvature is equal to 1. In this case, all patterns of a vertex with positive curvature are shown in Table 1 and the total curvature of G is the sum of the curvatures at finitely many vertices. Thus, the total curvature is an integral multiple of $1/219060189739591200$, where the denominator is given by

$$2^5 \times 3^3 \times 5^2 \times 7 \times 11 \times 13 \times 17 \times 19 \times 23 \times 29 \times 31 \times 37 \times 41$$

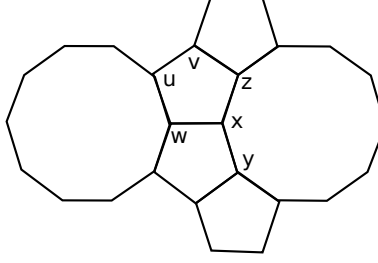


FIGURE 5. Proof of Lemma 3.1

which is the least common multiple of the denominators of reduced fractions of all possible values of positive curvature shown in Table 1. \square

3. PROOF OF THEOREM 1.2

Let G be an infinite planar graph with nonnegative curvature and $S(G)$ be the polygonal surface of G . We denote by $T(G) := \{x \in V : \Phi(x) \neq 0\}$ the set of vertices of G with non-vanishing curvature, which is a finite set by [CC08, Che09], see Theorem 2.1 in Section 2. Given a vertex x with vanishing curvature, its possible patterns are listed in Table 2. We may further reduce the pattern list if the curvature vanishes on $B_2(x)$.

Lemma 3.1. *For any vertex x satisfying $\Phi(y) = 0$ for any $y \in B_2(x)$, the possible patterns of x are in the following:*

$$(3, 12, 12), (4, 6, 12), (4, 8, 8), (6, 6, 6), (3, 3, 4, 12), (3, 3, 6, 6), (3, 4, 4, 6), \\ (4, 4, 4, 4), (3, 3, 3, 3, 6), (3, 3, 3, 4, 4), (3, 3, 3, 3, 3, 3).$$

Proof. It suffices to exclude the following patterns in Table 2,

$$(3, 7, 42), (3, 8, 24), (3, 9, 18), (3, 10, 15), (4, 5, 20), (5, 5, 10).$$

For example, we consider the case of $x = (5, 5, 10)$. For other cases, the proofs are similar and hence omitted here. Let y, z and w be the neighbors of x , see Figure 5. By the assumption, y, z and w have vanishing curvature, which yields that they are of the pattern $(5, 5, 10)$. For vertices u and v as in Figure 5, $\Phi(u) = \Phi(v) = 0$ by the assumption. For the vertex u , we have $u = (5, 5, 10)$, so that v is incident to at least three pentagons and hence has non-vanishing curvature. This yields a contradiction and we can rule out the case of $x = (5, 5, 10)$. \square

Since $T(G)$ is a finite set and G is an infinite planar graph, one can find a (sufficient large) compact set $K \subset S(G)$ satisfying the following:

- K is the closure of a finite union of faces in $S(G)$ and is simply connected.
- $T(G) \subset K$.

- The boundary of K , denoted by ∂K , is a Jordan curve consisting of finitely many edges.
- For any vertex $x \in \partial K$, $B_2(x) \cap T(G) = \emptyset$.

Lemma 3.2. *Let K satisfy the above properties. Suppose that there exists a vertex on ∂K with the pattern $(4, 8, 8)$, then all patterns of vertices on ∂K are $(4, 8, 8)$.*

Proof. For any $x \in \partial K \cap V$ with the pattern $(4, 8, 8)$, Lemma 3.1 yields that for any neighbor vertex of x on ∂K has the same pattern $(4, 8, 8)$. Then the lemma follows from the connectedness of ∂K . \square

Remark 3.3. *In above case, by the same argument, one can show that any vertex outside K also has the pattern $(4, 8, 8)$.*

Proof of Theorem 1.2. For the first part of the theorem, we prove that all possible values of total curvatures of infinite planar graphs with nonnegative curvature are $\frac{i}{12}$, ($i \in \mathbb{Z}$ and $0 \leq i \leq 12$). We apply the Gauss-Bonnet theorem (4) to K ,

$$2\pi \sum_{x \in V \cap \text{int}(K)} \Phi(x) + \sum_k (\pi - \theta_k) = 2\pi,$$

where θ_k is the inner angle of vertices on ∂K . By the properties of K , we have $\Phi(G) = \sum_{x \in V \cap \text{int}(K)} \Phi(x)$. Hence it suffices to prove that $\sum_k (\pi - \theta_k)$ is an integral multiple of $\frac{\pi}{6}$. We divided into two cases.

Case 1: There is a vertex on ∂K of the pattern $(4, 8, 8)$. By Lemma 3.2, all the vertices on ∂K have the same pattern. Since ∂K consists of edges, we divide them into two classes:

$\alpha := \{\text{Edges in } \partial K \text{ which are incident to a square and an octagon}\}$
and $\beta := \{\text{Edges in } \partial K \text{ which are incident to two octagons}\}$. Note that two distinct edges in the class β are not adjacent by the combinatorial restriction of tilings by $(4, 8, 8)$. Since ∂K is connected, the class α is non-empty. Take a closed walk along ∂K starting from an edge $e_1 \in \alpha$ and ending at the same edge without repeated edges, say,

$$(5) \quad e_1 f_1 e_2 e_3 f_2 e_4 f_3 e_5 \cdots e_N f_L e_1,$$

where $\{e_i\}_{i=1}^N \subset \alpha$, $\{f_j\}_{j=1}^L \subset \beta$ for some $N, L \in \mathbb{N}$, and two successive edges are adjacent. For convenience, we write $e_{N+1} = e_1$. For each $f_j \in \beta$, $1 \leq j \leq L$, its adjacent edges are in the class α . For any adjacent edges, say e and f , on ∂K , we denote by θ_{ef} its inner angle at the common end-vertex of e and f w.r.t. the set K . By the tiling $(4, 8, 8)$, for any $e_i, e_{i+1} \in \alpha$ and $f_j \in \beta$,

$$\theta_{e_i e_{i+1}} = \frac{\pi}{2} \text{ or } \frac{3\pi}{2}, \quad \theta_{e_i f_j} = \frac{3\pi}{4} \text{ or } \frac{5\pi}{4}.$$

For any $1 \leq i \leq N$, we define $\hat{\theta}_i := \theta_{e_i f_j} + \theta_{f_j e_{i+1}}$ if there is an edge $f_j \in \beta$ which is adjacent to e_i and e_{i+1} in the walk (5) and $\hat{\theta}_i :=$

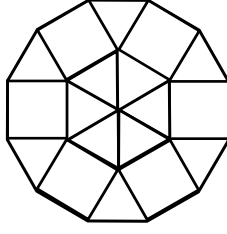


FIGURE 6. A regular dodecagon can be divided into triangles and squares.

$\theta_{e_i e_{i+1}}$, otherwise. This yields that $\hat{\theta}_i = \frac{\pi}{2}, \frac{3\pi}{2}, \frac{5\pi}{2}$ or $2\pi, \forall 1 \leq i \leq N$, which are integral multiples of $\frac{\pi}{2}$. Hence

$$\sum_k (\pi - \theta_k) = M\pi - \sum_{i=1}^N \hat{\theta}_i,$$

where M is the number of vertices on ∂K . Hence $\sum_k (\pi - \theta_k)$ is an integral multiple of $\frac{\pi}{2}$.

Case 2: There is no vertices of the pattern $(4, 8, 8)$ on ∂K . Note that a regular dodecagon can be divided into twelve triangles and six squares, see Figure 6; a regular hexagon can be divided into six triangles. By dividing dodecagons and hexagons into triangles and squares, without loss of generality, we may assume that all vertices on ∂K are incident to triangles or squares by Lemma 3.1. Thus the inner angle of any vertex on ∂K are of the form $m\frac{\pi}{2} + n\frac{\pi}{3}$ ($m, n \in \mathbb{Z}$), which yields that $\sum_k (\pi - \theta_k)$ is an integral multiple of $\frac{\pi}{6}$.

Combining these results, we prove the first part of theorem 1.2.

For the other part of the theorem, we construct several graphs with non-negative curvature whose total curvatures attain the full set

$$\left\{ \frac{i}{12} : 0 \leq i \leq 12, i \in \mathbb{Z} \right\}.$$

see Figure 1, Figures from 35 to 43 in Section 5 and Figure 4 in Section 1. The examples for $i = 0$ and $i = 12$ are easy to construct and hence omitted. \square

4. PROOF OF THEOREM 1.1

In this section, we give the proof of the Theorem 1.1. Let $G = (V, E, F)$ be an infinite planar graph with nonnegative curvature and positive total curvature. The main strategy is to prove the results case by case: Pick a vertex A with non-vanishing curvature and find many nearby vertices with non-vanishing curvature such that the sum of their curvatures is at least $\frac{1}{12}$.

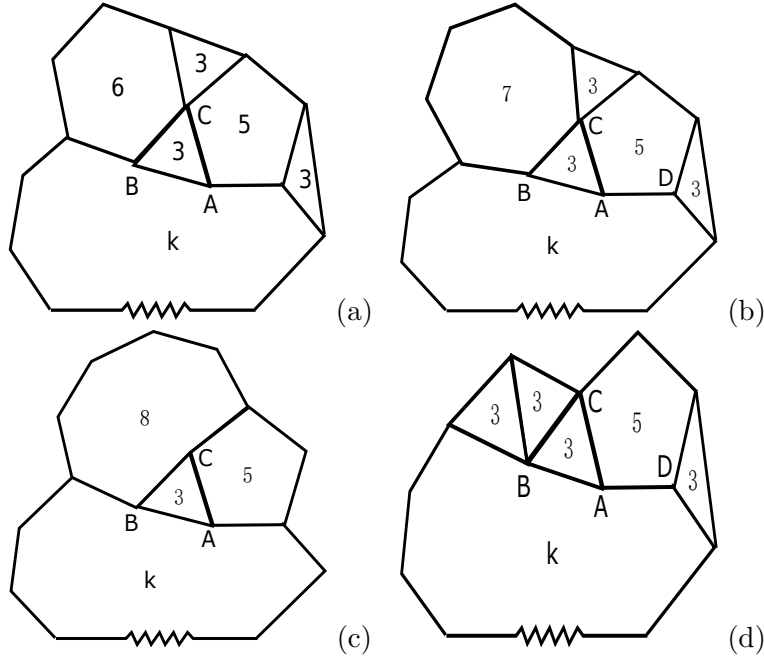


FIGURE 7. Case 3.

Proof of Theorem 1.1. By Lemma 2.2 and (3), it suffices to consider the case that

$$\deg(\sigma) \leq 42, \quad \forall \sigma \in F.$$

For $A \in V$ with $\Phi(A) \neq 0$, we consider all possible patterns of A as follows (other vertices are labelled as in Figures):

Case 1: $A = (3, 3, k)$. In this case, $\Phi(A) = \frac{1}{6} + \frac{1}{k} > \frac{1}{12}$.

Case 2: $A = (3, 4, k)$. In this case, $\Phi(A) = \frac{1}{12} + \frac{1}{k} > \frac{1}{12}$.

Case 3: $A = (3, 5, k)$. In this case, $\Phi(A) = \frac{1}{30} + \frac{1}{k}$. If $k \leq 19$, then $\Phi(A) > \frac{1}{12}$. So it suffices to consider $k \geq 20$. We denote by B the neighbor of A which is incident to the triangle and the k -gon, from this case to Case 9 in the below. The possible pattern of B is $(3, 5, k)$, $(3, 6, k)$, $(3, 7, k)$, $k \leq 42$, $(3, 8, k)$, $k \leq 24$, or $(3, 3, 3, k)$.

- If $B = (3, 5, k)$, then $\Phi(B) = \frac{1}{30} + \frac{1}{k}$. For $k \leq 42$, $\Phi(A) + \Phi(B) > \frac{1}{12}$.
- If $B = (3, 6, k)$, then the only nontrivial case is shown in Figure 7(a). In this case, $\Phi(B) = \frac{1}{k}$. Since $C = (3, 3, 5, 6)$, $\Phi(C) = \frac{1}{30}$ and $k \leq 42$, we have $\Phi(A) + \Phi(B) + \Phi(C) > \frac{1}{12}$.
- If $B = (3, 7, k)$, $k \leq 42$, then the only nontrivial case is shown in Figure 7(b). In this case $\Phi(B) = \frac{1}{k} - \frac{1}{42}$, $\Phi(C) = \frac{1}{105}$. If $k \leq 20$, then $\Phi(A) + \Phi(B) > \frac{1}{12}$. If $k > 20$, then D has to be $(3, 5, k)$, $\Phi(D) = \frac{1}{30} + \frac{1}{k}$, which yields that $\Phi(A) + \Phi(D) > \frac{1}{12}$.

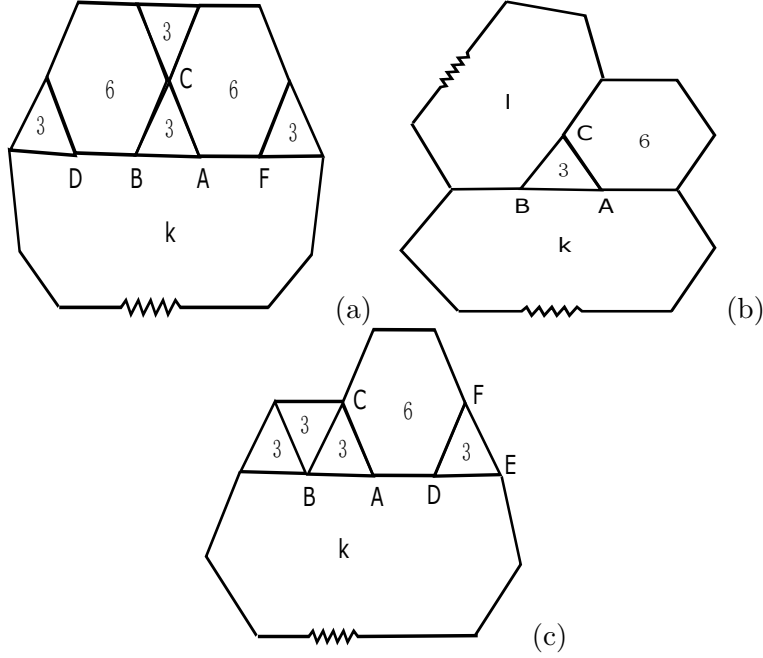


FIGURE 8. Case 4.

- If $B = (3, 8, k)$, $k \leq 24$, see Figure 7(c), then $\Phi(C) > \frac{1}{12}$ which implies that $\Phi(A) + \Phi(C) > \frac{1}{12}$.
 - If $B = (3, 3, 3, k)$, then the only nontrivial case is shown in Figure 7(d). In this case $\Phi(B) = \frac{1}{k}$. If $k \leq 20$, then $\Phi(A) + \Phi(B) > \frac{1}{12}$. If $k > 20$, then the pattern of D has to be $(3, 5, k)$ and $\Phi(D) = \frac{1}{30} + \frac{1}{k}$. Hence $\Phi(A) + \Phi(D) > \frac{1}{12}$.
- Case 4:** $A = (3, 6, k)$. In this case, $\Phi(A) = \frac{1}{k}$. For $k < 12$, $\Phi(A) > \frac{1}{12}$. For $k = 12$, we can construct a graph with total curvature $\frac{1}{12}$, see Figure 30, whose polygonal surface is isometric to a cone with apex angle $2\arcsin \frac{11}{12}$. So we only need to consider $k > 12$. The possible patterns of B are $(3, 6, k)$, $(3, 7, k)$, $k \leq 42$, $(3, 8, k)$, $k \leq 24$, $(3, 9, k)$, $k \leq 18$, $(3, 10, k)$, $k \leq 15$, $(3, 11, k)$, $k \leq 13$, and $(3, 3, 3, k)$.
- If $B = (3, 6, k)$, then the only nontrivial case is shown in Figure 8(a). In this case $\Phi(B) = \frac{1}{k}$ and $\Phi(C) = 0$. By the fact $k > 12$, the patterns of D and F are $(3, 6, k)$, which yields that $\Phi(D) = \Phi(F) = \frac{1}{k}$. Hence $\Phi(A) + \Phi(B) + \Phi(D) + \Phi(F) = \frac{4}{k} > \frac{1}{12}$.
 - If $B = (3, l, k)$ for $l = 7, 8, 9, 10, 11$, see Figure 8(b), then $\Phi(C) = \frac{1}{l} > \frac{1}{12}$. This yields $\Phi(A) + \Phi(C) > \frac{1}{12}$.
 - If $B = (3, 3, 3, k)$, then the only nontrivial case is shown in Figure 8(c). In this case $\Phi(B) = \frac{1}{k}$. Since $k > 12$, $D = (3, 6, k)$ and $\Phi(D) = \frac{1}{k}$. Obviously, if $k \leq 24$, then we have $\Phi(A) +$

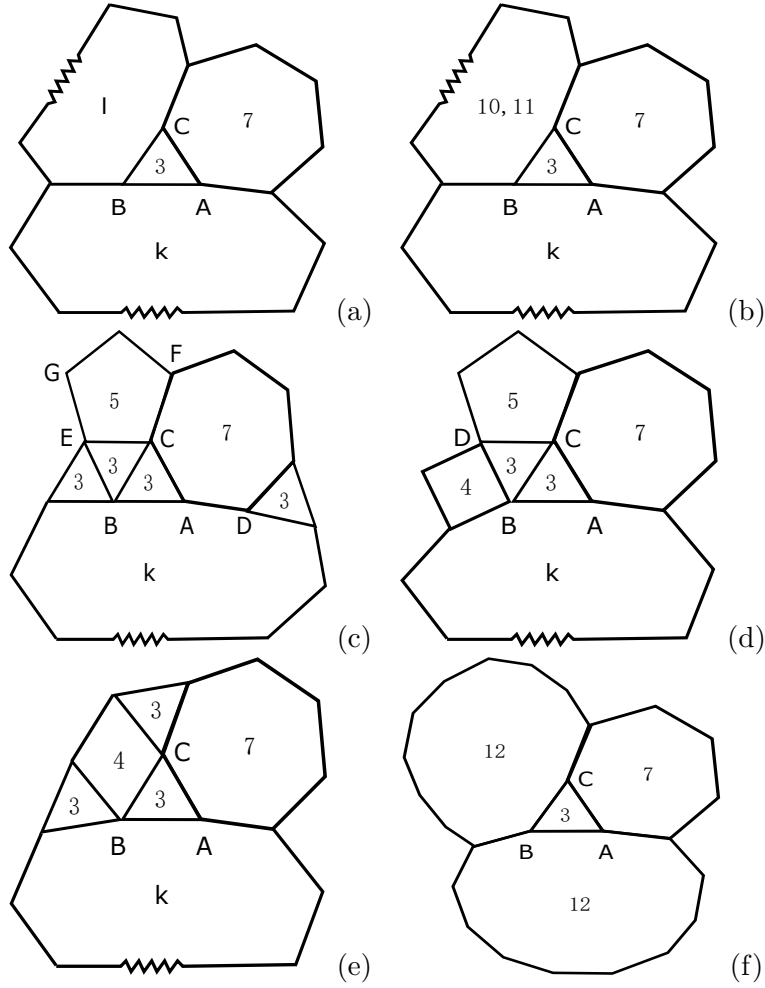


FIGURE 9. Case 5.

$\Phi(B) + \Phi(D) > \frac{1}{12}$. If $k \geq 25$, then the nontrivial patterns of E are $(3, 6, k)$, $(3, 7, k)$ and $(3, 3, 3, k)$. If $E = (3, 6, k)$ or $(3, 3, 3, k)$, then $\Phi(E) = \frac{1}{k}$, thus $\Phi(A) + \Phi(B) + \Phi(D) + \Phi(E) = \frac{4}{k} > \frac{1}{12}$. If $E = (3, 7, k)$, then $F = (3, 6, 7)$, which implies $\Phi(F) = \frac{1}{7}$. Hence $\Phi(A) + \Phi(D) + \Phi(F) > \frac{1}{12}$.

Case 5: $A = (3, 7, k)$, $7 \leq k \leq 41$. In this case, $\Phi(A) = \frac{1}{k} - \frac{1}{42}$. If $k \leq 9$, then $\Phi(A) > \frac{1}{12}$. So we only need to consider the case $k \geq 10$. The possible patterns of B are $(3, 7, k)$, $k \leq 41$, $(3, 8, k)$, $k \leq 24$, $(3, 9, k)$, $k \leq 18$, $(3, 10, k)$, $k \leq 15$, $(3, 11, k)$, $k \leq 13$, $(3, 3, 3, k)$, $(3, 3, 4, k)$, $k \leq 12$, and $(3, 12, 12)$.

- If $B = (3, l, k)$ for $l = 7, 8, 9$, see Figure 9(a), then $\Phi(C) = \frac{1}{l} - \frac{1}{42} > \frac{1}{12}$. Hence $\Phi(A) + \Phi(C) > \frac{1}{12}$.

- If $B = (3, 10, k)$ for $k \leq 15$, see Figure 9(b), then $\Phi(B) = \frac{1}{k} - \frac{1}{15}$ and $\Phi(C) = \frac{8}{105}$. By $k \leq 15$, $\Phi(A) + \Phi(B) + \Phi(C) > \frac{1}{12}$.
- If $B = (3, 11, k)$ for $k \leq 13$, see also Figure 9(b), then $\Phi(B) = \frac{1}{k} - \frac{5}{66}$ and $\Phi(C) = \frac{31}{462}$. Since $k \leq 13$, $\Phi(A) + \Phi(B) + \Phi(C) > \frac{1}{12}$.
- If $B = (3, 3, 3, k)$, see Figure 9(c), then $\Phi(B) = \frac{1}{k}$. The possible patterns of C are $(3, 3, 3, 7)$, $(3, 3, 4, 7)$, and $(3, 3, 5, 7)$. If $C = (3, 3, 3, 7)$ or $(3, 3, 4, 7)$, then $\Phi(C) \geq \frac{5}{84}$. So $\Phi(A) + \Phi(B) + \Phi(C) > \frac{1}{12}$. If $C = (3, 3, 5, 7)$, then $\Phi(C) = \frac{1}{105}$. For $k \leq 20$, $\Phi(A) + \Phi(B) + \Phi(C) > \frac{1}{12}$. So we only consider $k \geq 21$. In this case, the pattern of D has to be $(3, 7, k)$ and $\Phi(D) = \frac{1}{k} - \frac{1}{42}$. If $k \leq 24$, then we have $\Phi(A) + \Phi(B) + \Phi(C) + \Phi(D) > \frac{1}{12}$. If $k > 24$, then the curvatures of other vertices on the k -polygon, except B, A and D , are at least $\frac{1}{k} - \frac{1}{42}$. Furthermore, we consider the vertex E . The possible patterns of E are $(3, 3, 3, 5)$, $(3, 3, 4, 5)$, $(3, 3, 5, 5)$, $(3, 3, 5, 6)$ and $(3, 3, 5, 7)$. If $E = (3, 3, 3, 5)$, $(3, 3, 4, 5)$, $(3, 3, 5, 5)$ or $(3, 3, 5, 6)$, then $\Phi(E) \geq \frac{1}{30}$ and $\sum_{x \in k\text{-gon}} \Phi(x) + \Phi(C) + \Phi(E) > \frac{1}{12}$, where

the summation is taken over the vertices x on the k -gon. If $E = (3, 3, 5, 7)$, then $\Phi(E) = \frac{1}{105}$ (in this case, G is not a vertex of the k -gon, otherwise $G = (5, 7, k)$ which has negative curvature). This yields that $\min\{\Phi(F), \Phi(G)\} \geq \frac{1}{105}$. Hence $\Phi(G) \geq \sum_{x \in k\text{-gon}} \Phi(x) + \Phi(C) + \Phi(E) + \Phi(F) + \Phi(G) > \frac{1}{12}$.

- If $B = (3, 3, 4, k)$ for $k \leq 12$, then $\Phi(B) = \frac{1}{k} - \frac{1}{12}$. There are two subcases: The first one is shown in Figure 9(d). Note that $k \leq 12$, if $C = (3, 3, 3, 7)$ or $(3, 3, 4, 7)$, then $\Phi(A) + \Phi(C) > \frac{1}{12}$. So, the only nontrivial case is $C = (3, 3, 5, 7)$ which yields $\Phi(D) \geq \frac{1}{30}$ and $\Phi(A) + \Phi(B) + \Phi(C) + \Phi(D) > \frac{1}{12}$; The other is depicted in Figure 9(e). This yields that $\Phi(C) = \frac{5}{84}$ by $C = (3, 3, 4, 7)$, and hence $\Phi(A) + \Phi(C) > \frac{1}{12}$.
- If $B = (3, 12, 12)$, see Figure 9(f), then $\Phi(A) = \frac{5}{84}$, $\Phi(B) = 0$, and $\Phi(C) = \frac{5}{84}$, which yields that $\Phi(A) + \Phi(C) > \frac{1}{12}$.

Case 6: $A = (3, 8, k)$ for $8 \leq k \leq 23$. In this case, $\Phi(A) = \frac{1}{k} - \frac{1}{24}$. The possible patterns of B are $(3, 8, k)$, $k \leq 23$, $(3, 9, k)$, $k \leq 18$, $(3, 10, k)$, $k \leq 15$, $(3, 11, k)$, $k \leq 13$, $(3, 3, 3, k)$, $(3, 3, 4, k)$, $k \leq 12$, and $(3, 12, 12)$.

- If $B = (3, 8, k)$ for $k \leq 23$, see Figure 10(a), then $\Phi(C) = \frac{1}{12}$ and $\Phi(A) + \Phi(C) > \frac{1}{12}$.
- If $B = (3, 9, k)$ for $k \leq 18$, see Figure 10(b), then $\Phi(B) = \frac{1}{k} - \frac{1}{18}$ and $\Phi(C) = \frac{5}{72}$. Note that $D = (3, 8, 9)$ and $\Phi(D) = \frac{5}{72}$, which yields that $\Phi(A) + \Phi(B) + \Phi(C) + \Phi(D) > \frac{1}{12}$.

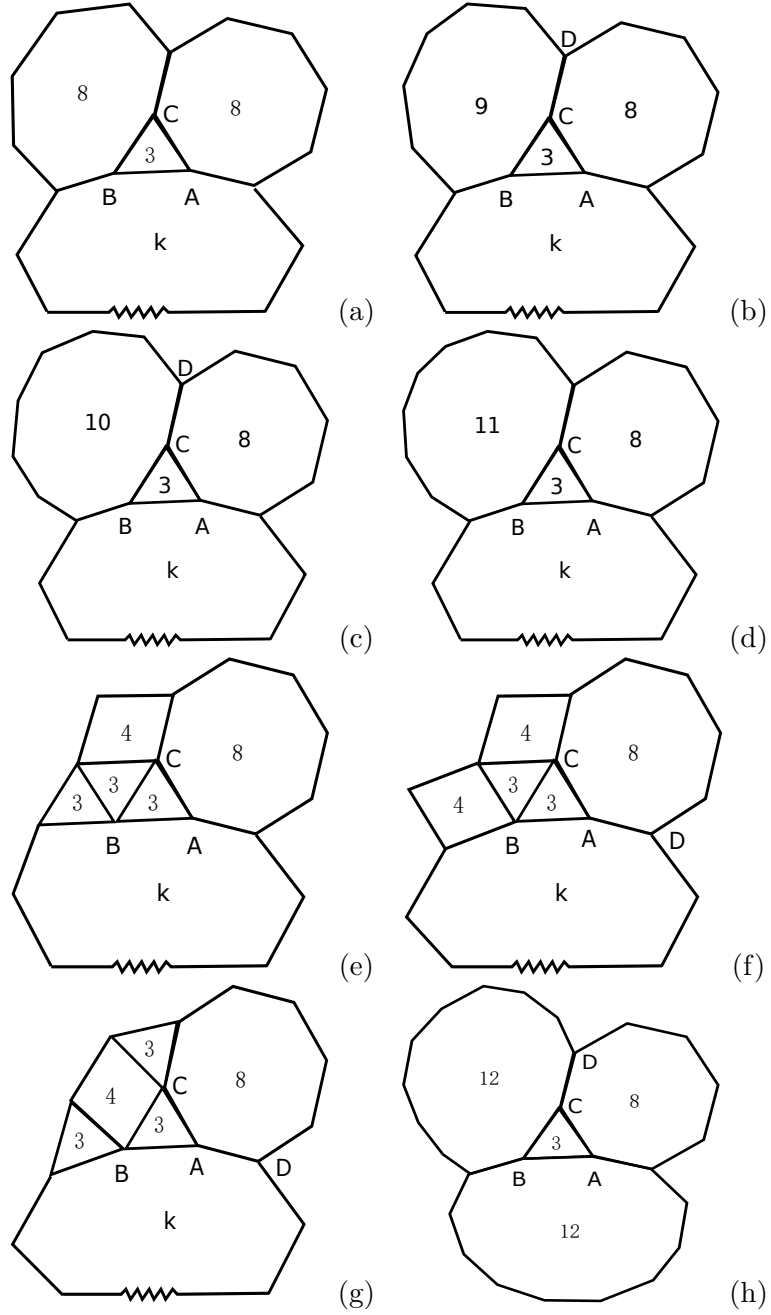


FIGURE 10. Case 6.

- If $B = (3, 10, k)$ for $k \leq 15$, see Figure 10(c), then $\Phi(B) = \frac{1}{k} - \frac{1}{15}$ and $\Phi(C) = \frac{7}{120}$. For $D = (3, 8, 10)$, $\Phi(D) = \frac{7}{120}$ and $\Phi(A) + \Phi(B) + \Phi(C) + \Phi(D) > \frac{1}{12}$.

- If $B = (3, 11, k)$ for $k \leq 13$, see Figure 10(d), then $\Phi(B) = \frac{1}{k} - \frac{5}{66}$ and $\Phi(C) = \frac{13}{264}$. Hence $\Phi(A) + \Phi(B) + \Phi(C) > \frac{1}{12}$.
 - If $B = (3, 3, 3, k)$, see Figure 10(e), then $\Phi(B) = \frac{1}{k}$. The only nontrivial case for C is given by $C = (3, 3, 4, 8)$, which yields $\Phi(C) = \frac{1}{24}$. Since $k \leq 23$, $\Phi(A) + \Phi(B) + \Phi(C) > \frac{1}{12}$.
 - If $B = (3, 3, 4, k)$ for $k \leq 12$, then $\Phi(B) = \frac{1}{k} - \frac{1}{12}$. There are two subcases: The first one is shown in Figure 10(f). The only nontrivial case is $C = (3, 3, 4, 8)$, which implies $\Phi(C) = \frac{1}{24}$. If $k < 12$, then $\Phi(A) + \Phi(B) + \Phi(C) > \frac{1}{12}$. If $k = 12$, note that $\Phi(D) = \frac{1}{24}$, which yields $\Phi(A) + \Phi(C) + \Phi(D) > \frac{1}{12}$; The second case is depicted in Figure 10(g). Similarly, we also have the total curvature $\Phi(G) > \frac{1}{12}$.
 - If $B = (3, 12, 12)$, see Figure 10(h), then $\Phi(A) = \frac{1}{24}$, $\Phi(B) = 0$, and $\Phi(C) = \frac{1}{24}$. Since $\Phi(D) = \frac{1}{24}$, $\Phi(A) + \Phi(C) + \Phi(D) > \frac{1}{12}$.
- Case 7:** $A = (3, 9, k)$, $9 \leq k \leq 17$. In this case, $\Phi(A) = \frac{1}{k} - \frac{1}{18}$. The possible patterns of B are $(3, 9, k)$, $k \leq 17$, $(3, 10, k)$, $k \leq 15$, $(3, 11, k)$, $k \leq 13$, $(3, 3, 3, k)$, $(3, 3, 4, k)$, $k \leq 12$, $(3, 9, 18)$ and $(3, 12, 12)$.
- If $B = (3, 9, k)$ for $k \leq 17$, see Figure 11(a), then $\Phi(C) = \frac{1}{18}$ and $\Phi(D) = \frac{1}{18}$. This implies $\Phi(C) + \Phi(D) = \frac{2}{k} > \frac{1}{12}$. Hence $\Phi(A) + \Phi(C) + \Phi(D) > \frac{1}{12}$.
 - If $B = (3, 10, k)$ for $k \leq 15$, see Figure 11(b), then $\Phi(C) = \frac{2}{45}$ and $\Phi(D) = \frac{2}{45}$. This implies $\Phi(C) + \Phi(D) > \frac{1}{12}$. Hence $\Phi(A) + \Phi(C) + \Phi(D) > \frac{1}{12}$.
 - If $B = (3, 11, k)$ for $k \leq 13$, see Figure 11(c), then $\Phi(B) = \frac{1}{k} - \frac{5}{66}$, $\Phi(C) = \frac{7}{198}$, and $\Phi(D) = \frac{7}{198}$. Hence $\Phi(A) + \Phi(B) + \Phi(C) + \Phi(D) > \frac{1}{12}$.
 - If $B = (3, 3, 3, k)$ for $k \leq 17$, see Figure 11(d), then $\Phi(B) = \frac{1}{k}$ and $\Phi(C) \geq \frac{1}{36}$. Hence $\Phi(A) + \Phi(B) + \Phi(C) > \frac{1}{12}$.
 - If $B = (3, 3, 4, k)$ for $k \leq 12$, then we have two subcases: The first one is shown in Figure 11(e). We have $\Phi(B) = \frac{1}{k} - \frac{1}{12}$, $\Phi(C) \geq \frac{1}{36}$, and $\Phi(D) = \frac{1}{k} - \frac{1}{18}$. By $\Phi(E) \geq \frac{1}{252}$, $\Phi(A) + \Phi(B) + \Phi(C) + \Phi(D) + \Phi(E) > \frac{1}{12}$; The second one is shown in Figure 11(f), where $\Phi(B) = \frac{1}{k} - \frac{1}{12}$, $\Phi(C) = \frac{1}{36}$, and $\Phi(D) = \frac{1}{k} - \frac{1}{18}$. Note that if $\Phi(E) \neq 0$, then $\Phi(E) \geq \frac{1}{306}$ and if $\Phi(E) = 0$, then $E = (3, 9, 18)$, which yields $F = (3, 4, 18)$ and $\Phi(F) = \frac{5}{36}$. So we always have $\Phi(E) + \Phi(F) \geq \frac{1}{306}$, hence $\Phi(A) + \Phi(B) + \Phi(C) + \Phi(D) + \Phi(E) + \Phi(F) > \frac{1}{12}$.
 - If $B = (3, 9, 18)$, see Figure 11(g), then $\Phi(A) = \frac{1}{18}$, $\Phi(B) = 0$, $\Phi(C) = 0$, and $\Phi(D) = \frac{1}{18}$. Hence $\Phi(A) + \Phi(D) > \frac{1}{12}$.

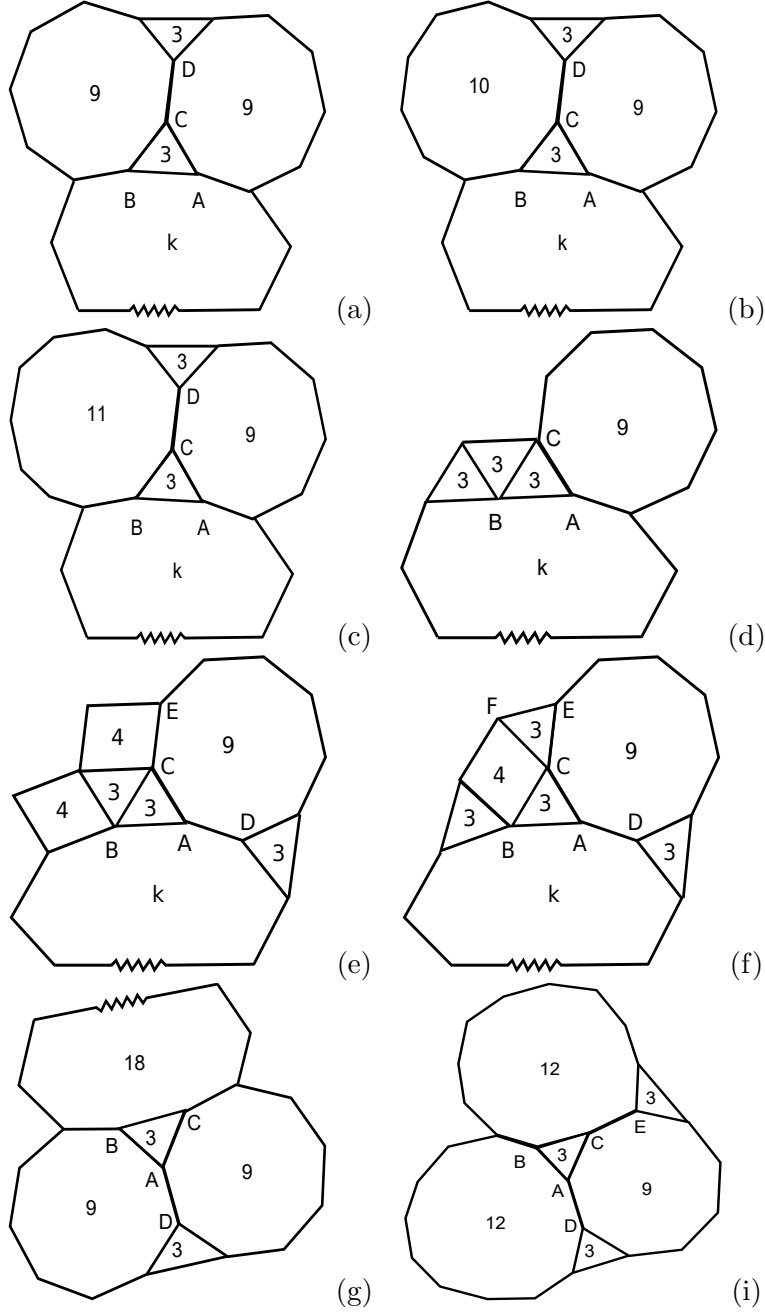


FIGURE 11. Case 7.

- If $B = (3, 12, 12)$, see Figure 11(i), then $\Phi(A) = \frac{1}{36}$, $\Phi(B) = 0$, and $\Phi(C) = \Phi(D) = \Phi(E) = \frac{1}{36}$. This yields that $\Phi(A) + \Phi(C) + \Phi(D) + \Phi(E) > \frac{1}{12}$.

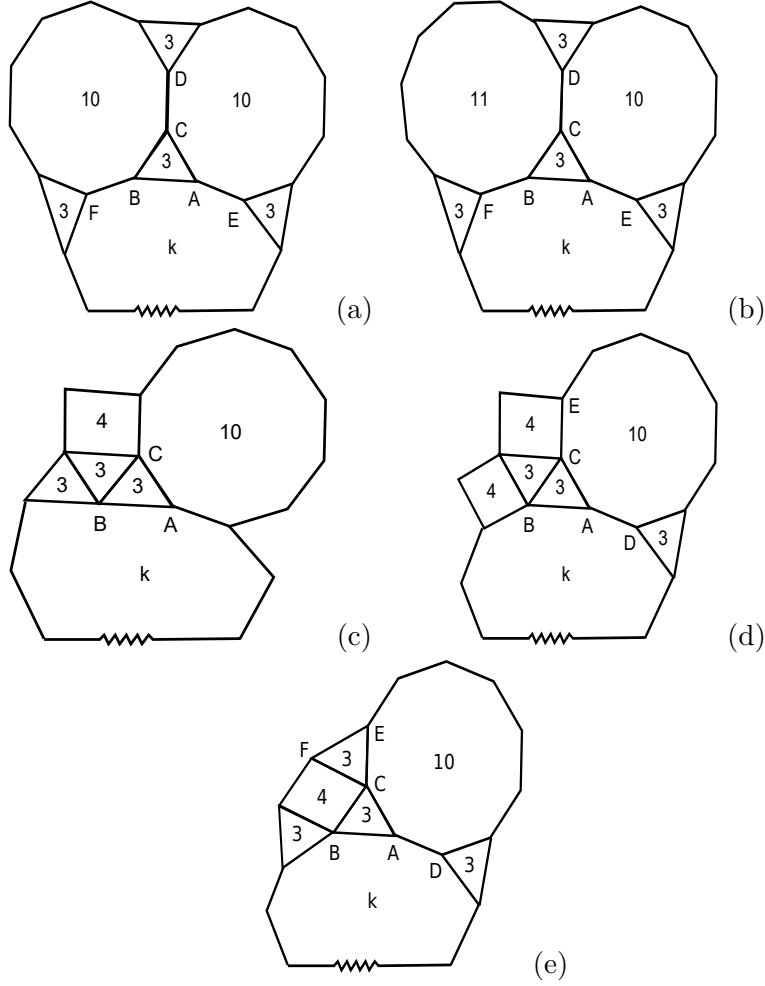


FIGURE 12. Case 8: (a)-(e).

Case 8: $A = (3, 10, k)$ for $10 \leq k \leq 14$. In this case, $\Phi(A) = \frac{1}{k} - \frac{1}{15}$. The possible patterns of B are $(3, 10, k), k \leq 14$, $(3, 11, k), k \leq 13$, $(3, 3, 3, k)$, $(3, 3, 4, k), k \leq 11$, $(3, 10, 15)$, $(3, 12, 12)$ and $(3, 3, 4, 12)$.

- If $B = (3, 10, k)$ for $k \leq 14$, see Figure 12(a), then $\Phi(B) = \frac{1}{k} - \frac{1}{15}$, $\Phi(C) = \frac{1}{30}$, $\Phi(D) = \frac{1}{30}$, $\Phi(E) = \frac{1}{k} - \frac{1}{15}$, and $\Phi(F) = \frac{1}{k} - \frac{1}{15}$. Since $k \leq 14$, $\Phi(A) + \Phi(B) + \Phi(C) + \Phi(D) + \Phi(E) + \Phi(F) > \frac{1}{12}$.
- If $B = (3, 11, k)$ for $k \leq 13$, see Figure 12(b), then $\Phi(B) = \frac{1}{k} - \frac{5}{66}$, $\Phi(C) = \frac{4}{165}$, $\Phi(D) = \frac{4}{165}$, $\Phi(E) = \frac{1}{k} - \frac{1}{15}$, and $\Phi(F) = \frac{1}{k} - \frac{5}{66}$. If $k \leq 12$, then $\Phi(A) + \Phi(B) + \Phi(C) + \Phi(D) + \Phi(E) + \Phi(F) > \frac{1}{12}$. For $k = 13$, since the curvature of any other vertex on the tridecagon and hendecagon is at least $\frac{1}{858}$ and there are 16 such

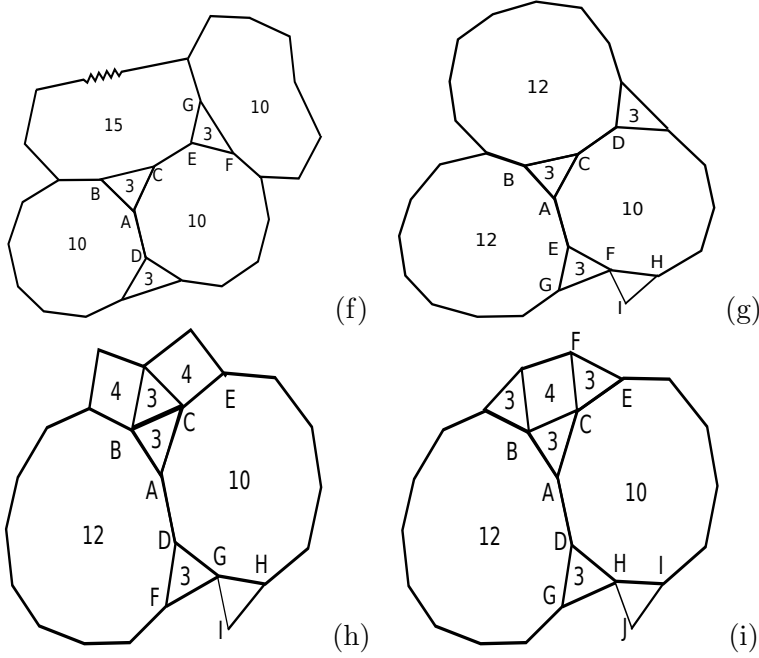


FIGURE 13. Case 8 (f)-(i).

vertices, $\Phi(G) \geq \Phi(A) + \Phi(B) + \Phi(C) + \Phi(D) + \Phi(E) + \Phi(F) + \frac{16}{858} > \frac{1}{12}$.

- If $B = (3, 3, 3, k)$ for $k \leq 14$, see Figure 12(c), then $\Phi(B) = \frac{1}{k}$ and $\Phi(C) \geq \frac{1}{60}$. Hence $\Phi(A) + \Phi(B) + \Phi(C) > \frac{1}{12}$.
- If $B = (3, 3, 4, k)$, $k \leq 11$, then we have two subcases: The first one is shown in Figure 12(d). We have $\Phi(B) = \frac{1}{k} - \frac{1}{12}$, $\Phi(C) \geq \frac{1}{60}$, $\Phi(D) = \frac{1}{k} - \frac{1}{15}$, and $\Phi(E) \geq \frac{1}{60}$. Hence $\Phi(A) + \Phi(B) + \Phi(C) + \Phi(D) + \Phi(E) > \frac{1}{12}$. The other is depicted in Figure 12(e), in which $\Phi(B) = \frac{1}{k} - \frac{1}{12}$, $\Phi(C) = \frac{1}{60}$ and $\Phi(D) = \frac{1}{k} - \frac{1}{15}$. Now, we consider the vertex E . The possible patterns of E are $(3, 10, l)$, $10 \leq l \leq 15$, $(3, 3, 3, 10)$ and $(3, 3, 4, 10)$. If $E = (3, 10, l)$, $l \leq 12$, $(3, 3, 3, 10)$ or $(3, 3, 4, 10)$, then $\Phi(E) \geq \frac{1}{60}$ and $\Phi(A) + \Phi(B) + \Phi(C) + \Phi(D) + \Phi(E) > \frac{1}{12}$. If $E = (3, 10, l)$, $12 < l \leq 15$, then $F = (3, 4, l)$ and $\Phi(F) > \frac{1}{12}$. Hence $\Phi(A) + \Phi(C) + \Phi(F) > \frac{1}{12}$.
- If $B = (3, 10, 15)$, see Figure 13(f), then $\Phi(A) = \frac{1}{30}$, $\Phi(B) = \Phi(C) = 0$, $\Phi(D) = \frac{1}{30}$, $E = (3, 10, 15)$ and $\Phi(E) = 0$. We consider the vertex G . The only nontrivial patterns for G are $(3, 10, 15)$ and $(3, 3, 3, 15)$. If $G = (3, 10, 15)$, then $F = (3, 10, 10)$ and $\Phi(F) = \frac{1}{30}$. Hence $\Phi(A) + \Phi(D) + \Phi(F) > \frac{1}{12}$. If $G = (3, 3, 3, 15)$, then $\Phi(G) = \frac{1}{15}$ which yields $\Phi(A) + \Phi(D) + \Phi(G) > \frac{1}{12}$.

- If $B = (3, 12, 12)$, see Figure 13(g), then $\Phi(A) = \frac{1}{60}$, $\Phi(B) = 0$, and $\Phi(C) = \Phi(D) = \Phi(E) = \frac{1}{60}$. The possible patterns of G are $(3, 10, 12)$, $(3, 11, 12)$, $(3, 3, 3, 12)$, $(3, 12, 12)$ and $(3, 3, 4, 12)$. If $G = (3, 10, 12)$, then $\Phi(G) = \frac{1}{60}$, $F = (3, 10, 10)$ and $\Phi(F) = \frac{1}{30}$, which yields that $\Phi(A) + \Phi(C) + \Phi(D) + \Phi(E) + \Phi(F) > \frac{1}{12}$. If $G = (3, 11, 12)$, then $F = (3, 10, 11)$ and $\Phi(F) = \frac{4}{165}$. Hence $\Phi(A) + \Phi(C) + \Phi(D) + \Phi(E) + \Phi(F) > \frac{1}{12}$. If $G = (3, 3, 3, 12)$, then $\Phi(G) = \frac{1}{12}$, which implies $\Phi(A) + \Phi(E) + \Phi(G) > \frac{1}{12}$. If $G = (3, 12, 12)$, then $F = (3, 10, 12)$ and $\Phi(F) = \Phi(H) = \frac{1}{60}$. This yields $\Phi(A) + \Phi(C) + \Phi(D) + \Phi(E) + \Phi(F) + \Phi(H) > \frac{1}{12}$. If $G = (3, 3, 4, 12)$, then the pattern of F is either $(3, 3, 3, 10)$ or $(3, 3, 4, 10)$. The former case is trivial since $\Phi(F) > \frac{1}{12}$. So that $F = (3, 3, 4, 10)$ and $\Phi(F) = \frac{1}{60}$. Moreover, if $\Phi(H) = 0$, that is $H = (3, 10, 15)$, then we have $I = (3, 4, 15)$ and $\Phi(I) > \frac{1}{12}$. If $\Phi(H) \neq 0$, then $\Phi(H) \geq \frac{1}{210}$, which yields $\Phi(A) + \Phi(C) + \Phi(D) + \Phi(E) + \Phi(F) + \Phi(H) > \frac{1}{12}$. Note that in this subcase, we have proven that

$$(6) \quad \Phi(F) + \Phi(G) + \Phi(H) + \Phi(I) \geq \frac{3}{140}.$$

- If $B = (3, 3, 4, 12)$, then we have two subcases: The first one is shown in Figure 13(h). We have $\Phi(A) = \frac{1}{60}$, $\Phi(B) = 0$, $\Phi(C) \geq \frac{1}{60}$, $\Phi(D) = \frac{1}{60}$ and $\Phi(E) \geq \frac{1}{60}$. Similar to (6), we have $\Phi(F) + \Phi(G) + \Phi(H) + \Phi(I) \geq \frac{3}{140}$. Hence $\Phi(A) + \Phi(B) + \Phi(C) + \Phi(D) + \Phi(E) + \Phi(F) + \Phi(G) + \Phi(H) + \Phi(I) > \frac{1}{12}$; The other is depicted in Figure 13(i) where $\Phi(A) = \frac{1}{60}$, $\Phi(B) = 0$ and $\Phi(C) = \Phi(D) = \frac{1}{60}$. Similar to (6), $\Phi(G) + \Phi(H) + \Phi(I) + \Phi(J) \geq \frac{3}{140}$. Now, we consider the vertex E . The possible patterns of E are $(3, 10, l)$, $10 \leq l \leq 15$, $(3, 3, 3, 10)$ and $(3, 3, 4, 10)$. If $E = (3, 10, l)$, $l \leq 12$, $(3, 3, 3, 10)$ or $(3, 3, 4, 10)$, then $\Phi(E) \geq \frac{1}{60}$. Hence $\Phi(A) + \Phi(C) + \Phi(E) + \Phi(D) + \Phi(G) + \Phi(H) + \Phi(I) + \Phi(J) > \frac{1}{12}$. If $E = (3, 10, l)$, $12 < l \leq 15$, then $F = (3, 4, l)$, which yields $\Phi(F) > \frac{1}{12}$. Hence $\Phi(A) + \Phi(C) + \Phi(F) > \frac{1}{12}$.

Case 9: $A = (3, 11, k)$ for $11 \leq k \leq 13$. In this case, $\Phi(A) = \frac{1}{k} - \frac{5}{66}$. The possible patterns of B are $(3, 11, k)$, $(3, 3, 3, k)$, $(3, 3, 4, 11)$, $(3, 12, 12)$ and $(3, 3, 4, 12)$.

- If $B = (3, 11, k)$ for $11 \leq k \leq 13$, see Figure 14(a), then $\Phi(B) = \frac{1}{k} - \frac{5}{66}$, $\Phi(C) = \Phi(D) = \frac{1}{66}$, and $\Phi(E) = \Phi(F) = \frac{1}{k} - \frac{5}{66}$. For $k = 11$, $\Phi(A) + \Phi(B) + \Phi(C) + \Phi(D) + \Phi(E) + \Phi(F) > \frac{1}{12}$. We consider the case of $k = 12$. If none of the two hendecagons is adjacent to a tridecagon, then the curvature of each vertex on the two hendecagons is at least $\frac{1}{132}$, which implies that $\Phi(G) \geq$

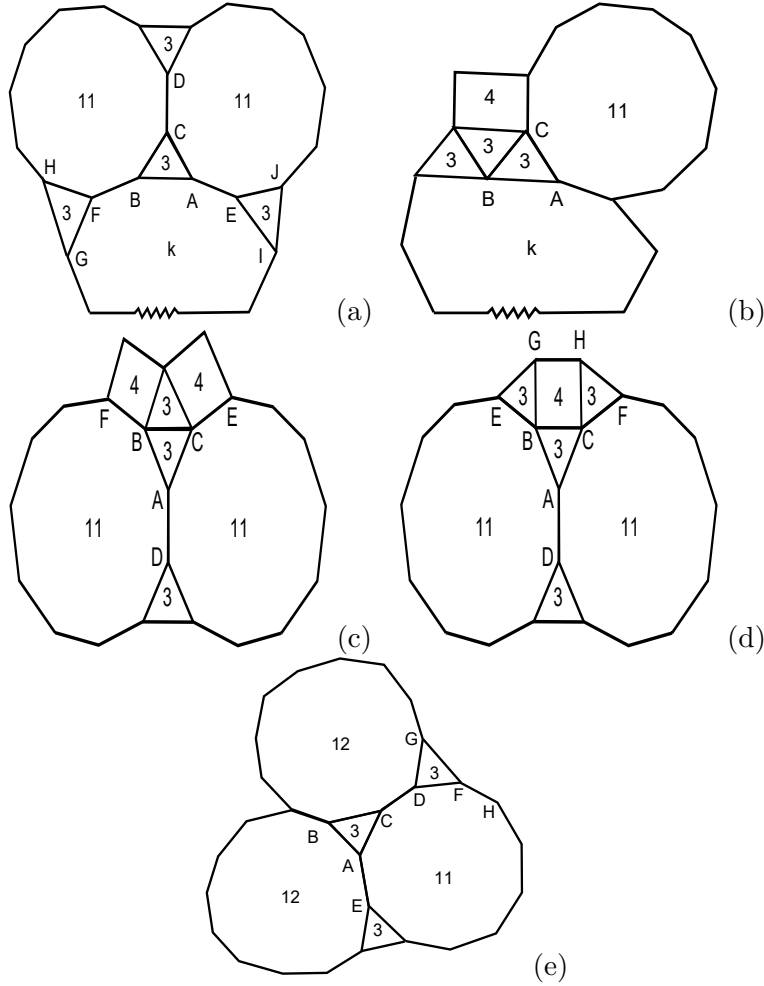


FIGURE 14. Case 9.

$(11 + 11 - 2) \times \frac{1}{132} = \frac{1}{12} + \frac{3}{44} > \frac{1}{12}$. If at least one of the hendecagons is adjacent a tridecagon, then both the vertices on the two hendecagons, except A, B, C, D, E and F , and the vertices on the tridecagon are of the curvature at least $\frac{1}{858}$. Since there are at least $7 + 7 + 13 - 4 = 23$ such vertices, $\Phi(A) + \Phi(B) + \Phi(C) + \Phi(D) + \Phi(E) + \Phi(F) + \frac{23}{858} > \frac{1}{12}$. If $k = 13$, we consider the vertex G . The nontrivial patterns of G are $(3, 11, 13)$ and $(3, 3, 3, 13)$. If $G = (3, 11, 13)$, then $H = (3, 11, 11)$. Hence, $\Phi(G) + \Phi(H) = \frac{1}{858} + \frac{1}{66} = \frac{7}{429}$. If $G = (3, 3, 3, 13)$, then we get $\Phi(G) = \frac{1}{12} > \frac{7}{429}$. So in both cases, we always have $\Phi(G) + \Phi(H) \geq \frac{7}{429}$. Similarly, $\Phi(I) + \Phi(J) \geq \frac{7}{429}$. And the curvatures of other vertices (except A, B, \dots, J) of the two hendecagons and the tridecagon are at least $\frac{1}{858}$. Since there

- are $6 + 6 + 7 = 19$ such vertices, $\Phi(A) + \Phi(B) + \Phi(C) + \Phi(D) + \Phi(E) + \Phi(F) + \Phi(G) + \Phi(H) + \Phi(I) + \Phi(J) + \frac{19}{858} > \frac{1}{12}$.
- If $B = (3, 3, 3, k)$ for $11 \leq k \leq 13$, see Figure 14(b), then $\Phi(B) = \frac{1}{k}$ and $\Phi(C) \geq \frac{1}{132}$. Hence $\Phi(A) + \Phi(B) + \Phi(C) > \frac{1}{12}$.
 - If $B = (3, 3, 4, 11)$, then we have two subcases: The first one is shown in Figure 14(c). We have $\Phi(A) = \frac{1}{66}$, $\Phi(B) = \frac{1}{132}$ and $\Phi(D) = \frac{1}{66}$. If $C = (3, 3, 3, 11)$, then $\Phi(C) = \frac{1}{11} > \frac{1}{12}$, which implies $\Phi(A) + \Phi(C) > \frac{1}{12}$. So we only need to consider $C = (3, 3, 4, 11)$. In that case, $\Phi(C) = \frac{1}{132}$, $\Phi(E) \geq \frac{1}{132}$ and $\Phi(F) \geq \frac{1}{132}$. If none of the two hendecagons is adjacent to a tridecagon, then the curvatures of the vertices on the two hendecagons, except A, B, C, D, E and F , are at least $\geq \frac{1}{132}$, which yields $\Phi(G) \geq \Phi(A) + \Phi(B) + \Phi(C) + \Phi(D) + \Phi(E) + \Phi(F) + \frac{14}{132} > \frac{1}{12}$. If at least one of the hendecagons is adjacent to a tridecagon, then the curvatures of the vertices on the two hendecagons (except A, B, C, D, E, F) and the tridecagon are at least $\frac{1}{858}$. Hence $\Phi(G) \geq \Phi(A) + \Phi(B) + \Phi(C) + \Phi(D) + \Phi(E) + \Phi(F) + \frac{23}{858} > \frac{1}{12}$. This proves the first case; The second one is shown in Figure 14(d). We have $\Phi(A) = \frac{1}{66}$, $\Phi(B) = \frac{1}{132}$, $\Phi(C) = \frac{1}{132}$ and $\Phi(D) = \frac{1}{66}$. If $E = (3, 11, 13)$, then $G = (3, 4, 13)$, which implies $\Phi(G) = \frac{25}{156} > \frac{1}{12}$. Hence $\Phi(A) + \Phi(B) + \Phi(G) > \frac{1}{12}$. If $E \neq (3, 11, 13)$, then $\Phi(E) \geq \frac{1}{132}$. Similarly we have $\Phi(F) \geq \frac{1}{132}$. If none of the two hendecagons is adjacent to a tridecagon, then the curvatures of the vertices on the two hendecagons, except A, B, C, D, E and F , are at least $\frac{1}{132}$, which yields $\Phi(G) \geq \Phi(A) + \Phi(B) + \Phi(C) + \Phi(D) + \Phi(E) + \Phi(F) + \frac{14}{132} > \frac{1}{12}$. If at least one of the hendecagons is adjacent to a tridecagon, then the curvatures of the vertices on the two hendecagons, except A, B, C, D, E, F , and the vertices on the tridecagon are at least $\frac{1}{858}$. Hence $\Phi(G) \geq \Phi(A) + \Phi(B) + \Phi(C) + \Phi(D) + \Phi(E) + \Phi(F) + \frac{23}{858} > \frac{1}{12}$.
 - If $B = (3, 12, 12)$, see Figure 14(e), then we can construct a graph with $B = (3, 12, 12)$ and the total curvature $\frac{1}{12}$ (see Figure 2). We need to prove that in other cases the total curvature is no less than $\frac{1}{12}$. Note that $\Phi(A) = \frac{1}{132}$, $\Phi(B) = 0$ and $\Phi(C) = \Phi(D) = \Phi(E) = \frac{1}{132}$. Since the pattern of F cannot be $(3, 11, 13)$ (otherwise, G would be $(3, 12, 13)$ whose curvature is negative), $\Phi(F) \geq \frac{1}{132}$. So the possible patterns of F are $(3, 11, l)$, $11 \leq l \leq 12$, $(3, 3, 3, 11)$ and $(3, 3, 4, 11)$. For any case of F , H cannot be adjacent to a tridecagon (otherwise, either there exists a vertex with negative curvature or the sum of curvature is greater than $\frac{1}{12}$). So $\Phi(H) \geq \frac{1}{132}$. It works similarly for other vertices on the hendecagon, and we get the curvature

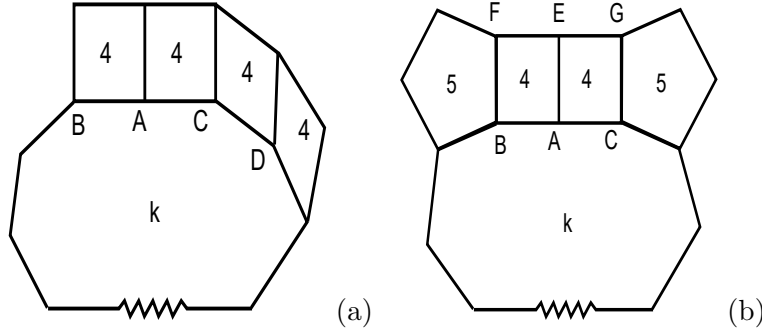


FIGURE 15. Case 10.

of each vertex of the hendecagon is at least $\frac{1}{132}$. Hence the total curvature is at least $\frac{1}{12}$ and the total curvature is $\frac{1}{12}$ if and only if the curvature of each vertex of the hendecagon is $\frac{1}{132}$ and other vertices have vanishing curvature.

- If $B = (3, 3, 4, 12)$, then we can construct a graph with $B = (3, 3, 4, 12)$ and total curvature $\frac{1}{12}$ (see also Figure 2). We only need to show that in other cases the total curvature is at least $\frac{1}{12}$. The proof is similar to the above case with $B = (3, 12, 12)$ and is omitted here.

Case 10: $A = (4, 4, k)$. In this case, $\Phi(A) = \frac{1}{k}$. For $k = 12$, we can construct a graph with total curvature $\frac{1}{12}$ see Figure 32. So we only need to consider $k > 12$. Denote by B and C the neighbors of A incident to the k -gon. In this case, the possible patterns of B and C are $(4, 4, k)$ and $(4, 5, k)$, $k \leq 20$.

- If $B = (4, 4, k)$, see Figure 15(a), then $\Phi(B) = \frac{1}{k}$. Hence if $k \leq 23$, then $\Phi(A) + \Phi(B) > \frac{1}{12}$. If $k \geq 24$, the pattern of C has to be $(4, 4, k)$. Hence $\Phi(C) = \frac{1}{k}$. Similarly $D = (4, 4, k)$ and $\Phi(D) = \frac{1}{k}$. So that $\Phi(A) + \Phi(B) + \Phi(C) + \Phi(D) = \frac{4}{k} > \frac{1}{12}$ by $k \leq 42$.
- If $B = (4, 5, k)$ for $k \leq 20$, see Figure 15(b), then $\Phi(B) = \frac{1}{k} - \frac{1}{20}$. If $k \leq 14$, then $\Phi(A) + \Phi(B) > \frac{1}{12}$. So we consider $k \geq 15$. If $C = (4, 4, k)$, then noting that $k \leq 20$, we have $\Phi(A) + \Phi(B) + \Phi(C) > \frac{1}{12}$. If $C = (4, 5, k)$, then $\Phi(C) = \frac{1}{k} - \frac{1}{20}$. We consider the vertex E . The possible patterns of E are $(4, 4, l)$, ($l \geq 12$), $(3, 3, 4, 4)$, $(3, 4, 4, 4)$, $(3, 4, 4, 5)$, $(3, 4, 4, 6)$, $(4, 4, 4, 4)$ and $(3, 3, 3, 4, 4)$. If $E = (4, 4, l)$, $(3, 3, 4, 4)$ or $(3, 4, 4, 4)$, then by $l \leq 20$, $\Phi(E) \geq \frac{1}{20}$, which implies $\Phi(A) + \Phi(B) + \Phi(C) + \Phi(E) > \frac{1}{12}$. If $E = (3, 4, 4, 5)$, then $\Phi(E) = \frac{1}{30}$ and $\Phi(F)$ (or $\Phi(G)$) = $\frac{3}{20}$, which yields $\Phi(A) + \Phi(B) + \Phi(C) + \Phi(E) + \Phi(F) + \Phi(G) > \frac{1}{12}$. If $E = (3, 4, 4, 6)$, $(3, 3, 3, 4, 4)$, $(4, 4, 4, 4)$, then $\Phi(E) = 0$ and

$$\Phi(F) + \Phi(G) \geq \frac{1}{15}. \quad \text{Hence } \Phi(A) + \Phi(B) + \Phi(C) + \Phi(E) + \Phi(F) + \Phi(G) > \frac{1}{12}.$$

Case 11: $A = (4, 5, k)$ for $5 \leq k \leq 19$. In this case, $\Phi(A) = \frac{1}{k} - \frac{1}{20}$. Since $\Phi(A) > \frac{1}{12}$ for $k \leq 7$. We only need to consider $k \geq 8$. We denote by B the neighbor of A which is incident to the square and the k -gon, from this case to Case 13. The possible patterns of B are $(4, 5, k), k \leq 19$ $(4, 6, k), k \leq 11$ $(4, 7, k), k \leq 9$, $(3, 3, 4, k), k \leq 11$ $(4, 6, 12)$, $(4, 8, 8)$ and $(3, 3, 4, 12)$.

- If $B = (4, 5, k)$, see Figure 16(a), then $\Phi(B) = \frac{1}{k} - \frac{1}{20}$. If $k \leq 10$, then $\Phi(A) + \Phi(B) > \frac{1}{12}$. It suffices to consider $k > 10$. The possible pattern of C is $(4, 5, k)$ which implies $\Phi(C) = \frac{1}{k} - \frac{1}{20}$. If $k \leq 12$, then $\Phi(A) + \Phi(B) + \Phi(C) > \frac{1}{12}$. For $k > 12$, the nontrivial pattern of D is $(4, 5, k)$ and $\Phi(D) = \frac{1}{k} - \frac{1}{20}$. We divide it into two subcases: If k is even, then each vertex of the k -polygon, similar to the vertex D , has the curvature $\frac{1}{k} - \frac{1}{20}$; If k is odd, then there exists a vertex on the k -polygon with a different pattern. However, the only nontrivial pattern except $(4, 5, k)$ is $(3, 3, 3, k)$ (with the curvature $\frac{1}{k}$). Hence for even k ($k \leq 18$), $\Phi(G) \geq k \times (\frac{1}{k} - \frac{1}{20}) > \frac{1}{12}$; For odd k ($k \leq 19$), $\Phi(G) \geq (k-1) \times (\frac{1}{k} - \frac{1}{20}) + \frac{1}{k} > \frac{1}{12}$.
- If $B = (4, 6, k)$ for $6 \leq k \leq 11$, see Figure 16(b), then $\Phi(B) = \frac{1}{k} - \frac{1}{12}$. Note that if $k \leq 9$, then $\Phi(A) + \Phi(B) > \frac{1}{12}$. So we only need to consider $k \geq 10$. In this case, the possible pattern of C is $(4, 5, k)$ or $(5, 5, 10)$. If $C = (4, 5, k)$, then $\Phi(C) = \frac{1}{k} - \frac{1}{20}$. This yields $\Phi(A) + \Phi(B) + \Phi(C) > \frac{1}{12}$. If $C = (5, 5, 10)$, then $\Phi(A) = \frac{1}{20}$, $\Phi(B) = \frac{1}{60}$ and $\Phi(C) = 0$. The only nontrivial pattern for D is $(4, 6, 10)$, which implies $\Phi(D) = \frac{1}{60}$. Since $\Phi(E) \neq 0$ (otherwise, $F = (4, 6, 20)$ whose curvature is negative), $\Phi(E) \geq \frac{1}{380}$. Hence $\Phi(A) + \Phi(B) + \Phi(D) + \Phi(E) > \frac{1}{12}$.
- If $B = (4, 7, k)$ for $k = 8, 9$, see Figure 16(c), then $\Phi(B) = \frac{1}{k} - \frac{3}{28}$. If $k = 8$, then $\Phi(A) + \Phi(B) > \frac{1}{12}$. We only need to consider $k = 9$. The only nontrivial pattern of D is $(4, 7, 9)$, which implies $\Phi(D) = \frac{1}{252}$. And the nontrivial patterns of C are $(4, 5, 9)$ and $(5, 5, 9)$. If $C = (4, 5, 9)$, then $\Phi(C) = \frac{11}{180}$. Hence $\Phi(A) + \Phi(B) + \Phi(C) + \Phi(D) > \frac{1}{12}$. If $C = (5, 5, 9)$, then $\Phi(C) = \frac{1}{90}$ and $\Phi(E) \geq \frac{1}{90}$, which yields $\Phi(A) + \Phi(B) + \Phi(C) + \Phi(D) + \Phi(E) > \frac{1}{12}$.
- If $B = (3, 3, 4, k)$ for $8 \leq k \leq 11$, see Figure 16(d), then $\Phi(B) = \frac{1}{k} - \frac{1}{12}$. If $k \leq 9$, then $\Phi(A) + \Phi(B) > \frac{1}{12}$. So we only need to consider for $k = 10, 11$. In these cases, the possible patterns of C are $(4, 5, k)$ and $(5, 5, 10)$. If $C = (4, 5, k)$, then $\Phi(A) + \Phi(B) + \Phi(C) > \frac{1}{12}$. If $C = (5, 5, 10)$, then $\Phi(A) = \frac{1}{20}$, $\Phi(B) = \frac{1}{60}$, and

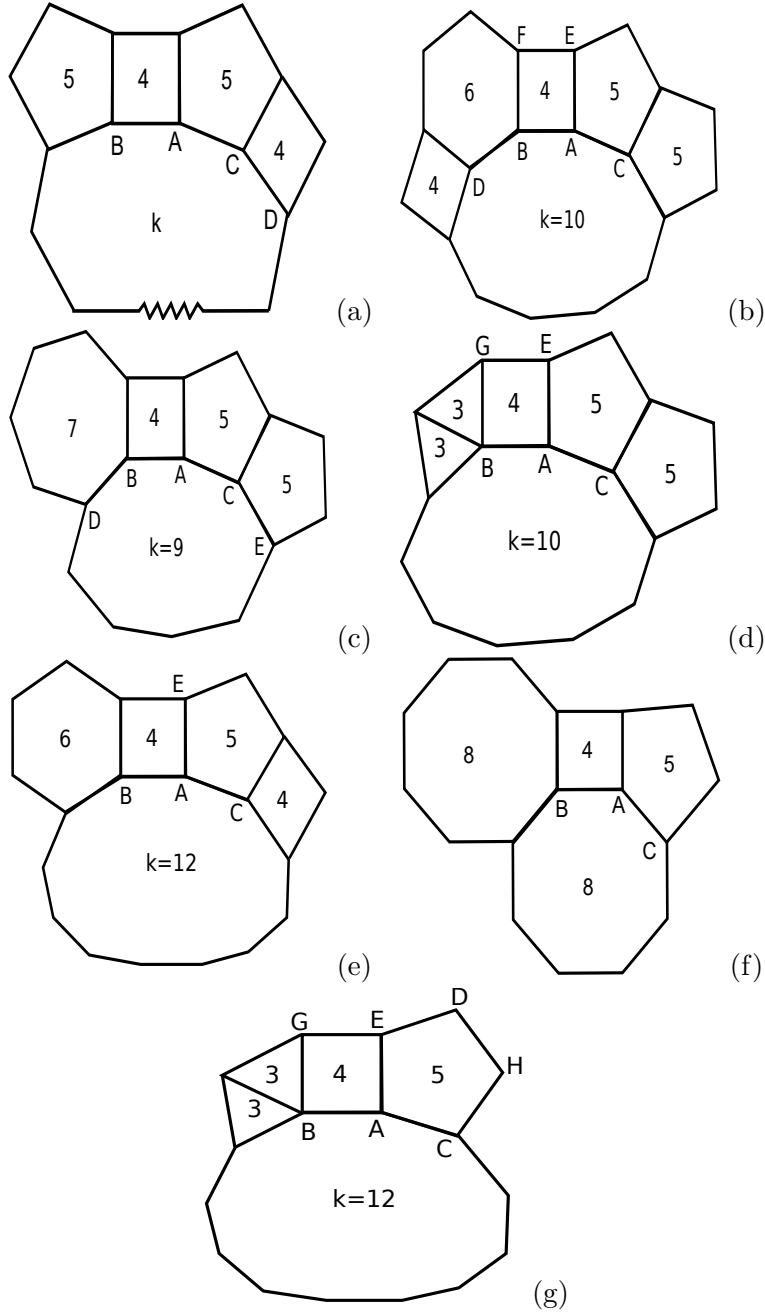


FIGURE 16. Case 11.

$\Phi(C) = 0$. Consider the vertex E . The possible patterns of E are $(4, 5, l)$, $l \leq 20$, $(3, 3, 4, 5)$ and $(3, 4, 4, 5)$. If $E = (4, 5, l)$ then $\Phi(E) = \frac{1}{l} - \frac{1}{20}$. For $l < 15$, $\Phi(A) + \Phi(B) + \Phi(E) > \frac{1}{12}$. For $l \geq 15$, $G = (3, 4, l)$ which implies $\Phi(G) > \frac{1}{12}$. Hence

- $\Phi(A) + \Phi(B) + \Phi(G) > \frac{1}{12}$. If $E = (3, 3, 4, 5)$ or $(3, 4, 4, 5)$, then $\Phi(E) \geq \frac{1}{30}$. This yields $\Phi(A) + \Phi(B) + \Phi(E) > \frac{1}{12}$.
- If $B = (4, 6, 12)$, see Figure 16(e), then $\Phi(A) = \frac{1}{30}$, and $\Phi(B) = 0$. The nontrivial pattern of C is $(4, 5, 12)$, which implies $\Phi(C) = \frac{1}{30}$. Consider the vertex E . The possible patterns of E are $(4, 5, l), l \leq 12, (3, 3, 4, 5)$ and $(3, 4, 4, 5)$. In each case, we have $\Phi(E) \geq \frac{1}{30}$. Hence $\Phi(A) + \Phi(C) + \Phi(E) > \frac{1}{12}$.
 - If $B = (4, 8, 8)$, see Figure 16(f), then $\Phi(A) = \frac{3}{40}$ and $\Phi(B) = 0$. The nontrivial patterns of C are $(4, 5, 8)$ and $(5, 5, 8)$, which implies $\Phi(C) \geq \frac{1}{40}$. Hence $\Phi(A) + \Phi(C) > \frac{1}{12}$.
 - If $B = (3, 3, 4, 12)$, see Figure 16(g), then $\Phi(A) = \frac{1}{30}$ and $\Phi(B) = 0$. The only nontrivial pattern of C is $(4, 5, 12)$. Hence $\Phi(C) = \frac{1}{30}$. Consider the vertex E . The possible patterns of E are $(4, 5, l), l \leq 20, (3, 3, 4, 5)$ and $(3, 4, 4, 5)$. If $E = (4, 5, l)$, then $\Phi(E) = \frac{1}{l} - \frac{1}{20}$. For $l < 15$, $\Phi(A) + \Phi(C) + \Phi(E) > \frac{1}{12}$. For $15 \leq l < 20$, $G = (3, 4, l)$, which implies $\Phi(G) > \frac{1}{12}$. Hence $\Phi(A) + \Phi(E) + \Phi(G) > \frac{1}{12}$. If $l = 20$, then $\Phi(E) = 0$. The nontrivial pattern of D is $(4, 5, 20)$. So that $H = (3, 4, 4, 5)$ and $\Phi(H) = \frac{1}{30}$, which yields $\Phi(A) + \Phi(C) + \Phi(H) > \frac{1}{12}$. If $E = (3, 3, 4, 5)$ or $(3, 4, 4, 5)$, then $\Phi(E) \geq \frac{1}{30}$. Hence $\Phi(A) + \Phi(B) + \Phi(E) > \frac{1}{12}$.

Case 12: $A = (4, 6, k)$ for $6 \leq k \leq 11$. In this case, $\Phi(A) = \frac{1}{k} - \frac{1}{12}$.

Since for $k = 6, 11$ we can construct a graph with total curvature $\frac{1}{12}$ (see Figures 31 and 34), it suffices to prove that for $A = (4, 6, k), 7 \leq k \leq 10$, $\Phi(G) > \frac{1}{12}$ and for $A = (4, 6, 11)$, $\Phi(G) \geq \frac{1}{12}$. The possible patterns of B are $(4, 6, k), k \leq 11, (4, 7, k), k \leq 9, (3, 3, 4, k), k \leq 11$ and $(4, 8, 8)$.

- If $B = (4, 6, k)$ for $7 \leq k \leq 11$, see Figure 17(a), then $\Phi(B) = \frac{1}{k} - \frac{1}{12}$. For $k = 7$, $\Phi(A) + \Phi(B) > \frac{1}{12}$. And for $k \geq 8$, the only possible pattern of C or D is $(4, 6, k)$. So that $\Phi(C) = \Phi(D) = \frac{1}{k} - \frac{1}{12}$. Hence, for $k \leq 9$, $\Phi(A) + \Phi(B) + \Phi(C) + \Phi(D) > \frac{1}{12}$. For $k = 10, 11$, we consider vertices E, F . The nontrivial possible patterns of E, F are $(4, 6, k)$ and $(3, 3, 4, k)$ which implies $\Phi(E) = \Phi(F) = \frac{1}{k} - \frac{1}{12}$. So for $k = 10$, $\Phi(A) + \Phi(B) + \Phi(C) + \Phi(D) + \Phi(E) + \Phi(F) > \frac{1}{12}$. For $k = 11$, i.e. $E = (4, 6, 11)$ or $(3, 3, 4, 11)$, we may argue as in Case 9 with $B = (3, 12, 12)$ to conclude $\Phi(G) \geq \frac{1}{12}$.
- If $B = (4, 7, k)$ for $7 \leq k \leq 9$, see Figure 17(b), then $\Phi(B) = \frac{1}{k} - \frac{3}{28}$. Since $\Phi(A) + \Phi(B) > \frac{1}{12}$ for $k = 7$, it suffices to consider the case $k = 8, 9$. Then the nontrivial pattern of C is $(4, 6, k)$, which implies $\Phi(C) = \frac{1}{k} - \frac{1}{12}$; The nontrivial pattern of D is $(4, 7, k)$, which implies $\Phi(D) = \frac{1}{k} - \frac{3}{28}$. So that for $k = 8$, $\Phi(A) +$

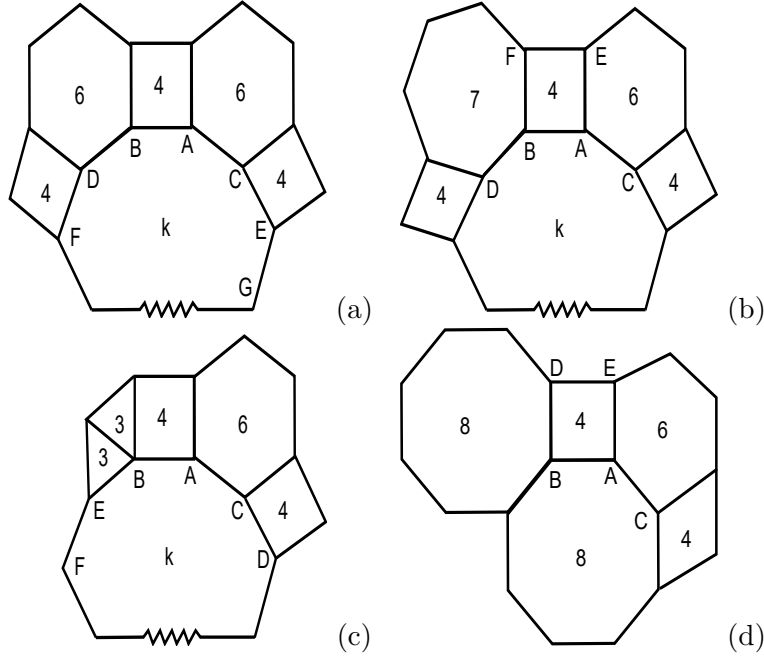


FIGURE 17. Case 12.

- $\Phi(B) + \Phi(C) + \Phi(D) > \frac{1}{12}$. For $k = 9$, we consider the vertex E . The possible patterns of E are $(4, 6, l), l \leq 12$, $(3, 3, 4, 6)$ and $(3, 4, 4, 6)$. If $E = (4, 6, l)$, then $F = (4, 7, l)$ ($l \leq 9$). Hence $\Phi(E) = \frac{1}{l} - \frac{1}{12} \geq \frac{1}{36}$. This yields $\Phi(A) + \Phi(B) + \Phi(C) + \Phi(D) + \Phi(E) > \frac{1}{12}$. If $E = (3, 3, 4, 6)$, then $\Phi(A) + \Phi(E) > \frac{1}{12}$. For $E = (3, 4, 4, 6)$, F is either $(4, 4, 7)$ or $(3, 3, 4, 7)$, which implies $\Phi(F) \geq \frac{5}{84}$. So that $\Phi(A) + \Phi(B) + \Phi(C) + \Phi(D) + \Phi(F) > \frac{1}{12}$.
- If $B = (3, 3, 4, k)$ for $6 \leq k \leq 11$, see Figure 17(c), then $\Phi(B) = \frac{1}{k} - \frac{1}{12}$. Since $\Phi(A) + \Phi(B) > \frac{1}{12}$ for $k \leq 7$, we consider $8 \leq k \leq 11$. For $k \geq 8$, the pattern of C is $(4, 6, k)$, which implies $\Phi(C) = \frac{1}{k} - \frac{1}{12}$. In this case, $\Phi(A) + \Phi(B) + \Phi(C) > \frac{1}{12}$. For $k = 9$, noting that $\Phi(D) \geq \frac{1}{252}$, we have $\Phi(A) + \Phi(B) + \Phi(C) + \Phi(D) > \frac{1}{12}$. For $k = 10$, the possible patterns of D are $(4, 6, k)$ and $(3, 3, 4, k)$, which implies $\Phi(D) = \frac{1}{k} - \frac{1}{12}$. Now we consider the vertex E . The possible patterns of E are $(3, 3, 3, 10)$, $(3, 3, 4, 10)$ and $(3, 10, 15)$. If $E = (3, 3, 3, 10)$, then $\Phi(A) + \Phi(B) + \Phi(E) > \frac{1}{12}$. If $E = (3, 3, 4, 10)$, then $\Phi(E) \geq \frac{1}{60}$ and $\Phi(F) \geq \frac{1}{306}$. Hence $\Phi(A) + \Phi(B) + \Phi(C) + \Phi(D) + \Phi(E) + \Phi(F) > \frac{1}{12}$.
- If $k = 11$, we can construct a graph with total curvature $= \frac{1}{12}$, see Figure 34. So, we only need to prove that in this case the total curvature is at least $\frac{1}{12}$. This can be obtained similarly as in the Case 9 with $B = (3, 12, 12)$.

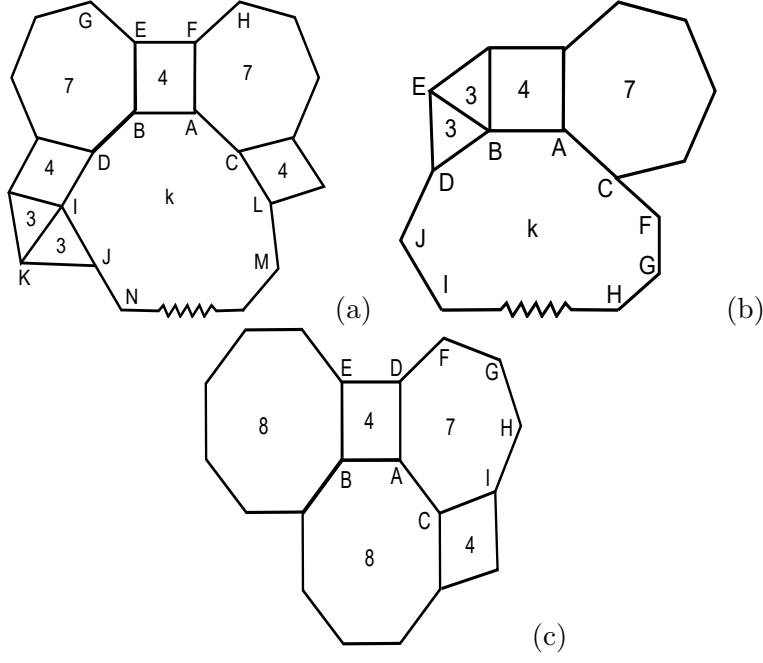


FIGURE 18. Case 13.

- If $B = (4, 8, 8)$, see Figure 17(d), then $\Phi(A) = \frac{1}{24}$ and $\Phi(B) = 0$. Since the nontrivial pattern of C is $(4, 6, 8)$, which implies $\Phi(C) = \frac{1}{24}$ and $\Phi(A) + \Phi(C) = \frac{1}{12}$. We consider the vertex E . If $\Phi(E) \neq 0$, then $\Phi(E) \geq \frac{1}{132}$, which yields $\Phi(A) + \Phi(C) + \Phi(E) > \frac{1}{12}$. If $\Phi(E) = 0$, then $E = (3, 4, 4, 6)$, so that $\Phi(D) \geq \frac{1}{24}$ and $\Phi(A) + \Phi(C) + \Phi(D) > \frac{1}{12}$.

Case 13: $A = (4, 7, k)$ for $7 \leq k \leq 9$. In this case, $\Phi(A) = \frac{1}{k} - \frac{3}{28}$. The possible patterns of B are $(4, 7, k)$, $(3, 3, 4, k)$ and $(4, 8, 8)$.

- If $B = (4, 7, k)$ for $7 \leq k \leq 9$, see Figure 18(a), then $\Phi(B) = \frac{1}{k} - \frac{3}{28}$. The only nontrivial pattern of C (or D) is $(4, 7, k)$. So that $\Phi(C) = \frac{1}{k} - \frac{3}{28}$ and $\Phi(D) = \frac{1}{k} - \frac{3}{28}$. Since $\Phi(A) + \Phi(B) + \Phi(C) + \Phi(D) > \frac{1}{12}$ for $k = 7$. We consider the case of $k = 8$ or 9 . Consider the vertex E . The nontrivial patterns of E are $(4, 7, l)$ $l \leq 9$, and $(3, 3, 4, 7)$. If $E = (3, 3, 4, 7)$, then $F = (3, 3, 4, 7)$, which yields $\Phi(A) + \Phi(E) + \Phi(F) > \frac{1}{12}$. If $E = (4, 7, l)$, then $F = (4, 7, l)$, $\Phi(E) = \Phi(F) = \frac{1}{l} - \frac{3}{28}$. Furthermore, the pattern of G (or H) has to be $(4, 7, l)$, which implies $\Phi(G) = \Phi(H) = \frac{1}{l} - \frac{3}{28}$. For $k = 8$, by $l \leq 9$ we have $\Phi(A) + \Phi(B) + \Phi(C) + \Phi(D) + \Phi(E) + \Phi(F) + \Phi(G) + \Phi(H) > \frac{1}{12}$. For $k = 9$, we consider the vertex I . The possible patterns of I are $(4, 7, 9)$ and $(3, 3, 4, 9)$. If $I = (3, 3, 4, 9)$, then $\Phi(I) = \frac{1}{36}$. So that the

possible patterns of J are $(3, 3, 3, 9)$, $(3, 3, 4, 9)$ and $(3, 9, 18)$. If $J = (3, 3, 3, 9)$ or $(3, 3, 4, 9)$, then $\Phi(J) \geq \frac{1}{36}$, which yields $\Phi(A) + \Phi(B) + \Phi(C) + \Phi(D) + \Phi(E) + \Phi(F) + \Phi(G) + \Phi(H) + \Phi(I) + \Phi(J) > \frac{1}{12}$. And, if $J = (3, 9, 18)$, then $\Phi(K) \geq \frac{1}{18}$, which yields $\Phi(A) + \Phi(B) + \Phi(C) + \Phi(D) + \Phi(E) + \Phi(F) + \Phi(G) + \Phi(H) + \Phi(I) + \Phi(K) > \frac{1}{12}$. If $I = (4, 7, 9)$, then $\Phi(I) = \frac{1}{252}$. This implies $J = (4, 7, 9)$ and $\Phi(J) = \frac{1}{252}$. Then we consider the vertex L . For $L = (3, 3, 4, 9)$, we get the desired result analogous to the case for the vertex I . For $L = (4, 7, 9)$, $M = (4, 7, 9)$ and $\Phi(M) = \frac{1}{252}$. And in this case $N = (4, 4, 9)$ and $\Phi(N) = \frac{1}{9} > \frac{1}{12}$. Hence $\Phi(A) + \Phi(B) + \Phi(D) + \Phi(I) + \Phi(J) + \Phi(N) > \frac{1}{12}$.

- If $B = (3, 3, 4, k)$ for $7 \leq k \leq 9$, see Figure 18(b), then $\Phi(B) = \frac{1}{k} - \frac{1}{12}$. Since $\Phi(A) + \Phi(B) > \frac{1}{12}$ for $k = 7$, we only need to consider for $k = 8, 9$. Since the pattern of C has to be $(4, 7, k)$, $\Phi(C) = \frac{1}{k} - \frac{3}{28}$. The possible patterns of D are $(3, 3, 3, k)$, $(3, 3, 4, k)$, $(3, 8, 24)$, and $(3, 9, 18)$. If $D = (3, 3, 3, k)$, then $\Phi(A) + \Phi(B) + \Phi(C) + \Phi(D) > \frac{1}{12}$. For either $D = (3, 8, 24)$, $k = 8$ or $D = (3, 9, 18)$, $k = 9$, the pattern of E is $(3, 3, 3, 24)$ or $(3, 3, 3, 18)$, which yields $\Phi(A) + \Phi(B) + \Phi(C) + \Phi(E) > \frac{1}{12}$. For $D = (3, 3, 4, k)$, $\Phi(D) = \frac{1}{k} - \frac{1}{12}$. Hence if $k = 8$, then $\Phi(A) + \Phi(B) + \Phi(C) + \Phi(D) > \frac{1}{12}$. So that it suffices to consider $k = 9$. In this case the possible patterns of F are $(4, 7, 9)$ and $(3, 3, 4, 9)$. For $F = (3, 3, 4, 9)$, $\Phi(F) = \frac{1}{36}$, which yields $\Phi(A) + \Phi(B) + \Phi(C) + \Phi(D) + \Phi(F) > \frac{1}{12}$. For $F = (4, 7, 9)$, $\Phi(F) = \frac{1}{252}$. In this case $G = (4, 7, 9)$ and $\Phi(G) = \frac{1}{252}$. We can consider the vertex H , similarly to F . The only nontrivial pattern of H is $(4, 7, 9)$, which implies $\Phi(H) = \frac{1}{252}$ and $\Phi(I) = \frac{1}{252}$. This yields $\Phi(J) \geq \frac{1}{36}$. Hence $\Phi(A) + \Phi(B) + \Phi(C) + \Phi(D) + \Phi(F) + \Phi(G) + \Phi(H) + \Phi(I) + \Phi(J) > \frac{1}{12}$.
- If $B = (4, 8, 8)$, see Figure 18(c), then $\Phi(A) = \frac{1}{56}$ and $\Phi(B) = 0$. And the pattern of C has to be $(4, 7, 8)$, which implies $\Phi(C) = \frac{1}{56}$. The possible patterns of D are $(4, 7, l)$ and $(3, 3, 4, 7)$. For $D = (3, 3, 4, 7)$, $\Phi(D) = \frac{5}{84}$, which yields $\Phi(A) + \Phi(C) + \Phi(D) > \frac{1}{12}$. For $D = (4, 7, l)$, we have $l \leq 8$ (otherwise E has negative curvature). If $l = 7$, then $\Phi(A) + \Phi(C) + \Phi(D) + \Phi(E) > \frac{1}{12}$. If $l = 8$, then $\Phi(D) = \frac{1}{56}$, $F = (4, 7, 8)$ and $\Phi(F) = \frac{1}{56}$. Note that $\Phi(H), \Phi(I)$ and $\Phi(G)$ are all at least $\frac{1}{252}$, and at least one of them has the curvature no less than $\frac{1}{56}$. So that $\Phi(A) + \Phi(C) + \Phi(D) + \Phi(F) + \Phi(G) + \Phi(H) + \Phi(I) > \frac{1}{12}$.

Case 14: $A = (5, 5, k)$ for $5 \leq k \leq 9$. In this case, $\Phi(A) = \frac{1}{k} - \frac{1}{10}$.

Hence for $k = 5$, $\Phi(A) = \frac{1}{12} + \frac{1}{60} > \frac{1}{12}$. So we only need to consider

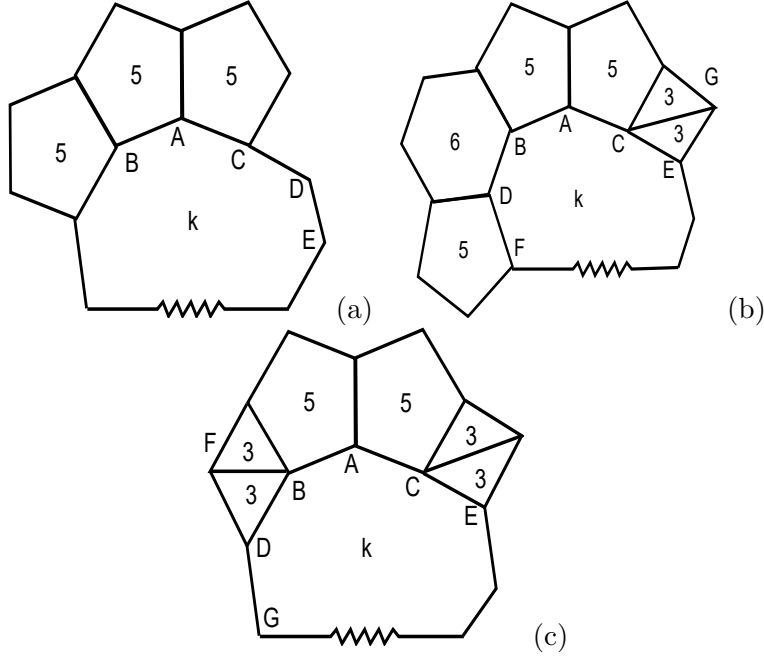


FIGURE 19. Case 14.

$k \geq 6$. Denote by B and C the neighbors of A incident to the k -gon. The possible patterns of B are $(5, 5, k)$, $(5, 6, k)$ and $(3, 3, 5, k)$.

- If $B = (5, 5, k)$ for $6 \leq k \leq 9$, see Figure 19(a), then $\Phi(B) = \frac{1}{k} - \frac{1}{10}$. For $k \leq 7$, then $\Phi(A) + \Phi(B) > \frac{1}{12}$. For $k = 8, 9$, then the only nontrivial pattern of C is $(5, 5, k)$, which implies $\Phi(C) = \frac{1}{k} - \frac{1}{10}$. Similarly, the curvature of other vertices on the k -polygon is equal to $\frac{1}{k} - \frac{1}{10}$, so that $\Phi(G) \geq k(\frac{1}{k} - \frac{1}{10}) > \frac{1}{12}$.
- If $B = (5, 6, k)$ for $k = 6, 7$, see Figure 19(b), then $\Phi(B) = \frac{1}{k} - \frac{2}{15}$. Since $\Phi(A) + \Phi(B) > \frac{1}{12}$ for $k = 6$, it suffices to consider the case of $k = 7$. In this case, $\Phi(A) = \frac{3}{70}$ and $\Phi(B) = \frac{1}{105}$. The only nontrivial pattern of D is $(5, 6, 7)$, which implies $\Phi(D) = \frac{1}{105}$. The nontrivial patterns of C are $(5, 5, 7)$, $(5, 6, 7)$ and $(3, 3, 5, 7)$. For $C = (5, 5, 7)$, $\Phi(C) = \frac{3}{70}$, which yields $\Phi(A) + \Phi(B) + \Phi(C) > \frac{1}{12}$. For $C = (5, 6, 7)$, $\Phi(C) = \frac{1}{105}$, and the pattern of E has to be $(5, 6, 7)$, which implies $\Phi(E) = \frac{1}{105}$. Noting that $\Phi(F) \geq \frac{1}{105}$, we have $\Phi(A) + \Phi(B) + \Phi(C) + \Phi(D) + \Phi(E) + \Phi(F) > \frac{1}{12}$. For $C = (3, 3, 5, 7)$, $\Phi(C) = \frac{1}{105}$, and the pattern of E is one of $(3, 3, 3, 7)$, $(3, 3, 4, 7)$, $(3, 3, 5, 7)$ and $(3, 7, 42)$. If $E = (3, 3, 3, 7)$, $(3, 3, 4, 7)$, or $(3, 3, 5, 7)$, then $\Phi(E) \geq \frac{1}{105}$. Hence $\Phi(A) + \Phi(B) + \Phi(C) + \Phi(D) + \Phi(E) + \Phi(F) > \frac{1}{12}$. If $E = (3, 7, 42)$, then the nontrivial pattern of G

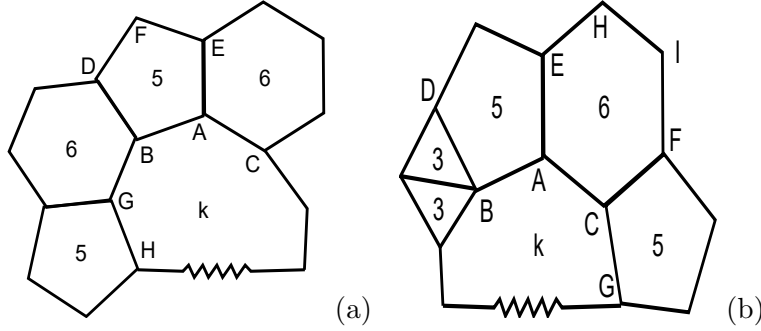


FIGURE 20. Case 15.

is $(3, 3, 3, 42)$, which implies $\Phi(G) = \frac{1}{42}$. Hence $\Phi(A) + \Phi(B) + \Phi(C) + \Phi(D) + \Phi(G) > \frac{1}{12}$.

- If $B = (3, 3, 5, k)$, for $6 \leq k \leq 7$ see Figure 19(c), then $\Phi(B) = \frac{1}{k} - \frac{2}{15}$. Since $\Phi(A) + \Phi(B) > \frac{1}{12}$ for $k = 6$, we only need to consider the case of $k = 7$. In this case, $\Phi(A) = \frac{3}{70}$ and $\Phi(B) = \frac{1}{105}$. The possible patterns of C are $(5, 5, 7)$, $(5, 6, 7)$ and $(3, 3, 5, 7)$. For $C = (5, 5, 7)$, $\Phi(C) = \frac{3}{70}$, which yields $\Phi(A) + \Phi(C) > \frac{1}{12}$. For $C = (5, 6, 7)$, this is just the above case with the vertices B, C exchanged. For $C = (3, 3, 5, 7)$, $\Phi(C) = \frac{1}{105}$. The possible patterns of D and E are $(3, 3, 3, 7)$, $(3, 3, 4, 7)$, $(3, 3, 5, 7)$ and $(3, 7, 42)$. If $D = (3, 3, 3, 7)$ or $(3, 3, 4, 7)$, then $\Phi(D) \geq \frac{5}{84}$, which yields $\Phi(A) + \Phi(B) + \Phi(C) + \Phi(D) > \frac{1}{12}$. If $D = (3, 7, 42)$, then $F = (3, 3, 3, 42)$ and $\Phi(F) = \frac{1}{42}$, which yields $\Phi(A) + \Phi(B) + \Phi(C) + \Phi(F) > \frac{1}{12}$. So the only nontrivial pattern of D is $(3, 3, 5, 7)$ and in this case $\Phi(D) = \frac{1}{105}$. Similarly for the vertices E and G , $\Phi(E), \Phi(G) = \frac{1}{105}$. Hence $\Phi(A) + \Phi(B) + \Phi(C) + \Phi(D) + \Phi(E) + \Phi(G) > \frac{1}{12}$.

Case 15: $A = (5, 6, k)$ for $6 \leq k \leq 7$. In this case, $\Phi(A) = \frac{1}{k} - \frac{2}{15}$. Denote by B the neighbor of A which is incident to the pentagon and the k -gon. The possible patterns of B are $(5, 6, k)$ and $(3, 3, 5, k)$.

- If $B = (5, 6, k)$, for $6 \leq k \leq 7$, see Figure 20(a), then $\Phi(B) = \frac{1}{k} - \frac{2}{15}$. We consider the vertex D . The possible patterns of D (and E) are $(5, 6, 6)$, $(5, 6, 7)$ and $(3, 3, 5, 6)$. If $k = 6$, then $\Phi(A) = \Phi(B) = \frac{1}{30}$ and $\Phi(D), \Phi(E) \geq \frac{1}{105}$. Hence $\Phi(A) + \Phi(B) + \Phi(D) + \Phi(E) > \frac{1}{12}$. If $k = 7$, then $\Phi(A) = \Phi(B) = \frac{1}{105}$. And the pattern of G or C has to be $(5, 6, 7)$, which implies $\Phi(C) = \Phi(G) = \frac{1}{105}$ and $\Phi(H) \geq \frac{1}{105}$. Note that at least one of two vertices D and E is not of the pattern $(5, 6, 7)$ (otherwise, the vertex F has negative curvature). Hence $\Phi(D) + \Phi(E) \geq$

$\frac{1}{30} + \frac{1}{105} = \frac{3}{70}$. So that $\Phi(A) + \Phi(B) + \Phi(C) + \Phi(D) + \Phi(E) + \Phi(G) + \Phi(H) > \frac{1}{12}$.

- If $B = (3, 3, 5, k)$, for $6 \leq k \leq 7$, see Figure 20(b), then for $k = 6$, $\Phi(A) = \frac{1}{30}$, $\Phi(B) = \frac{1}{30}$ and $\Phi(D), \Phi(E) \geq \frac{1}{105}$. Hence $\Phi(A) + \Phi(B) + \Phi(D) + \Phi(E) > \frac{1}{12}$. For $k = 7$, $\Phi(A) = \Phi(B) = \frac{1}{105}$. The pattern of C has to be $(5, 6, 7)$, which implies $\Phi(C) = \frac{1}{105}$. Note that $\Phi(F), \Phi(D), \Phi(G) \geq \frac{1}{105}$. The possible patterns of E are $(5, 6, 6)$, $(5, 6, 7)$ and $(3, 3, 5, 6)$. If $E = (5, 6, 6)$ or $(3, 3, 5, 6)$, then $\Phi(E) = \frac{1}{30}$, which yields $\Phi(A) + \Phi(B) + \Phi(C) + \Phi(D) + \Phi(E) + \Phi(F) + \Phi(G) > \frac{1}{12}$. If $E = (5, 6, 7)$, then $H = (5, 6, 7)$ and $\Phi(H) = \frac{1}{105}$. So that $\Phi(I) \geq \frac{1}{105}$. Hence $\Phi(A) + \Phi(B) + \Phi(C) + \Phi(D) + \Phi(E) + \Phi(F) + \Phi(G) + \Phi(H) + \Phi(I) > \frac{1}{12}$.

Case 16: $A = (3, 3, 3, k)$. In this case, $\Phi(A) = \frac{1}{k}$. For $k < 12$, $\Phi(A) > \frac{1}{12}$. For $k = 12$, we can construct a graph with total curvature $= \frac{1}{12}$, see Figure 30. So we only need to consider $k > 12$. Denote by B and C the neighbors of A incident to the k -gon. The possible patterns of B are $(3, 3, 3, k)$, $(3, 7, 42)$, $(3, 8, 24)$, $(3, 9, 18)$ and $(3, 10, 15)$.

- If $B = (3, 3, 3, k)$, see Figure 21(a), then $\Phi(A) = \Phi(B) = \frac{1}{k}$. For $k < 24$, then $\Phi(A) + \Phi(B) > \frac{1}{12}$. We consider the case of $k = 24$. If $\Phi(C) = 0$, then $C = (3, 8, 24)$ and $\Phi(D) \geq \frac{1}{24}$. If $\Phi(C) \neq 0$, then $\Phi(C) \geq \frac{1}{56}$. Hence we always have $\Phi(C) + \Phi(D) \geq \frac{1}{56}$. So for $k = 24$ we have $\Phi(A) + \Phi(B) + \Phi(C) + \Phi(D) > \frac{1}{12}$. For $24 < k < 42$, the nontrivial pattern of other vertices on the k -gon is $(3, 3, 3, k)$. That is, the curvature of each vertex of the k -gon is equal to $\frac{1}{k}$, so that $\Phi(G) \geq 1 > \frac{1}{12}$. For $k = 42$, the possible patterns of C are $(3, 3, 3, 42)$ and $(3, 7, 42)$. If $C = (3, 7, 42)$, then the possible patterns of D are $(3, 3, 3, 7)$, $(3, 3, 4, 7)$ and $(3, 3, 5, 7)$. If $D = (3, 3, 3, 7)$ or $(3, 3, 4, 7)$, then $\Phi(D) \geq \frac{5}{84}$. Hence $\Phi(A) + \Phi(B) + \Phi(D) > \frac{1}{12}$. If $D = (3, 3, 5, 7)$, then $\Phi(D) = \frac{1}{105}$ and the possible patterns of E are $(3, 3, 3, 5)$ and $(3, 3, 3, 3, 5)$, which implies $\Phi(E) \geq \frac{1}{30}$. Hence $\Phi(A) + \Phi(B) + \Phi(D) + \Phi(E) > \frac{1}{12}$.
- If $B = (3, 7, 42)$, see Figure 21(b), then $\Phi(A) = \frac{1}{42}$ and $\Phi(B) = 0$. We consider the vertex C . The possible patterns of C are $(3, 7, 42)$ and $(3, 3, 3, 42)$. For $C = (3, 3, 3, 42)$, this is the same case as above (with B, C exchanged). So we only need to consider $C = (3, 7, 42)$. In this case, the possible patterns of D and E are $(3, 3, 3, 7)$, $(3, 3, 4, 7)$ and $(3, 3, 5, 7)$. However, if neither D or E is $(3, 3, 5, 7)$, then $\Phi(A) + \Phi(D) + \Phi(E) > \frac{1}{12}$. So the only nontrivial pattern of D (or E) is $(3, 3, 5, 7)$, which implies $\Phi(D) = \Phi(E) = \frac{1}{105}$. Note that $F = (3, 3, 5, 7)$ and

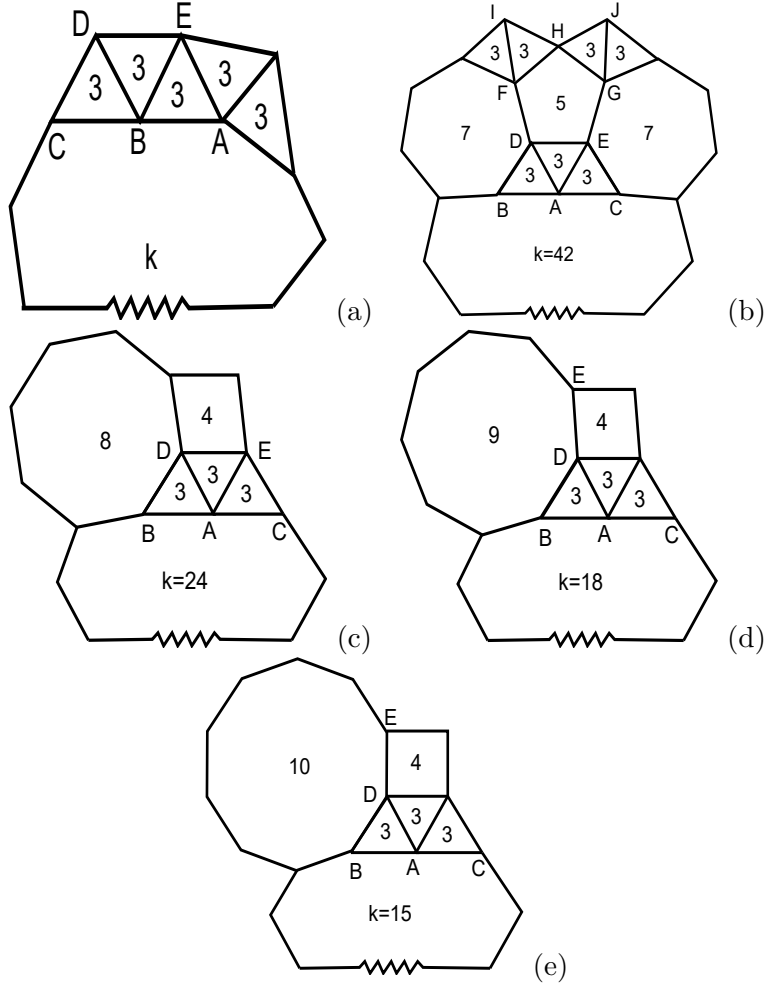


FIGURE 21. Case 16.

$G = (3, 3, 5, 7)$, which implies $\Phi(F) = \Phi(G) = \frac{1}{105}$. Moreover, the only nontrivial pattern of H is $(3, 3, 5, 7)$, which yields $\Phi(H) \geq \frac{1}{105}$ and $\Phi(I), \Phi(J) \geq \frac{1}{105}$. Hence $\Phi(A) + \Phi(D) + \Phi(E) + \Phi(F) + \Phi(G) + \Phi(H) + \Phi(I) + \Phi(J) > \frac{1}{12}$.

- If $B = (3, 8, 24)$, see Figure 21(c), then $\Phi(A) = \frac{1}{24}$ and $\Phi(B) = 0$. The pattern of D has to be $(3, 3, 4, 8)$ (since if $D = (3, 3, 3, 8)$, then $\Phi(D) = \frac{1}{8} > \frac{1}{12}$), which implies $\Phi(D) = \frac{1}{24}$. Moreover, it is easy to see that $\Phi(C) + \Phi(E) \geq \frac{1}{24}$. Hence $\Phi(A) + \Phi(D) + \Phi(C) + \Phi(E) > \frac{1}{12}$.
- If $B = (3, 9, 18)$, see Figure 21(d), then $\Phi(A) = \frac{1}{18}$ and $\Phi(B) = 0$. The only nontrivial case is $D = (3, 3, 4, 9)$, which implies $\Phi(D) = \frac{1}{36}$. Since $\Phi(E) \geq \frac{1}{252}$, $\Phi(A) + \Phi(D) + \Phi(E) > \frac{1}{12}$.

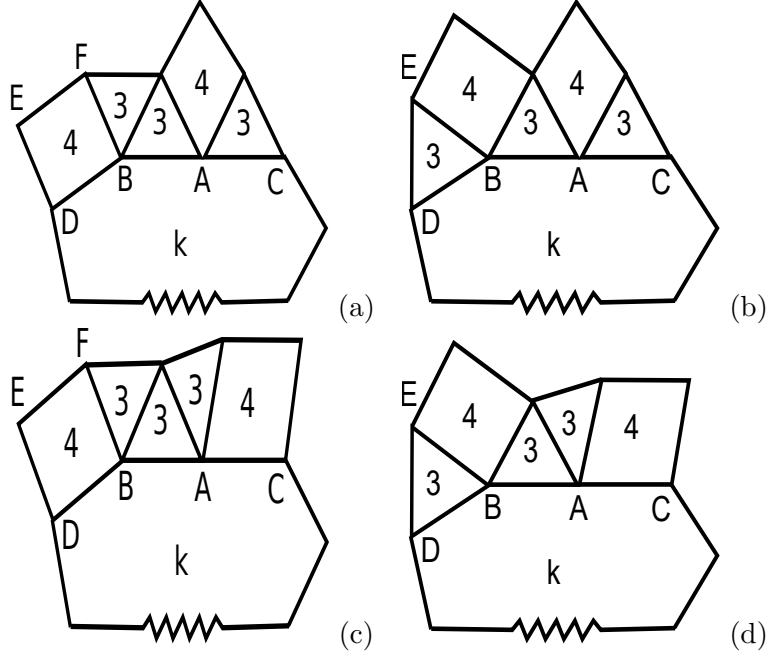


FIGURE 22. Case 17: (a)-(d).

- If $B = (3, 10, 15)$, see Figure 21(e) then $\Phi(A) = \frac{1}{15}$, $\Phi(B) = 0$. The only nontrivial case is $D = (3, 3, 4, 10)$, which implies $\Phi(D) = \frac{1}{60}$. Since $\Phi(E) \geq \frac{1}{60}$, $\Phi(A) + \Phi(D) + \Phi(E) > \frac{1}{12}$.
- Case 17:** $A = (3, 3, 4, k)$ for $4 \leq k \leq 11$. In this case, $\Phi(A) = \frac{1}{k} - \frac{1}{12}$. So that $\Phi(A) > \frac{1}{12}$ for $k = 4, 5$ and $\Phi(A) = \frac{1}{12}$ for $k = 6$. Moreover, we can construct graphs with total curvature $\frac{1}{12}$ for $k = 6, 11$, see Figures 31 and 33. So we shall prove that for $7 \leq k \leq 10$, $\Phi(G) > \frac{1}{12}$ (or it is reduced to the previous cases), and for $k = 11$, $\Phi(G) \geq \frac{1}{12}$. Denote by B a neighbor of A which is incident to a triangle and the k -gon. The possible patterns of B are $(3, 3, 4, k)$, $(3, 3, 5, 7)$, $(3, 7, 42)$, $(3, 8, 24)$, $(3, 9, 18)$ and $(3, 10, 15)$.
- If $B = (3, 3, 4, k)$, for $7 \leq k \leq 11$ see Figure 22(a-d), $\Phi(B) = \frac{1}{k} - \frac{1}{12}$. Since $\Phi(A) + \Phi(B) > \frac{1}{12}$ for $k = 7$, we only need to consider $8 \leq k \leq 11$. So that the possible patterns of D are $(3, 3, 4, k)$, $(3, 8, 24)$, $(3, 9, 18)$, $(3, 10, 15)$ and $(4, 8, 8)$. If $D = (3, 8, 24)$, $(3, 9, 18)$, $(3, 10, 15)$ or $(4, 8, 8)$, then $k = 8, 9, 10$ or 8 , respectively. However, for $D = (3, 8, 24)$, $(3, 9, 18)$ or $(3, 10, 15)$, $\Phi(E) \neq 0$ and hence E is reduced to Cases 1-16 (with $A = E$ therein). For $D = (4, 8, 8)$, it is easy to see that $\Phi(E) + \Phi(F) \geq \frac{1}{56}$, which yields $\Phi(A) + \Phi(B) + \Phi(E) + \Phi(F) > \frac{1}{12}$. So the only nontrivial case is $D = (3, 3, 4, k)$, which implies $\Phi(D) = \frac{1}{k} - \frac{1}{12}$.

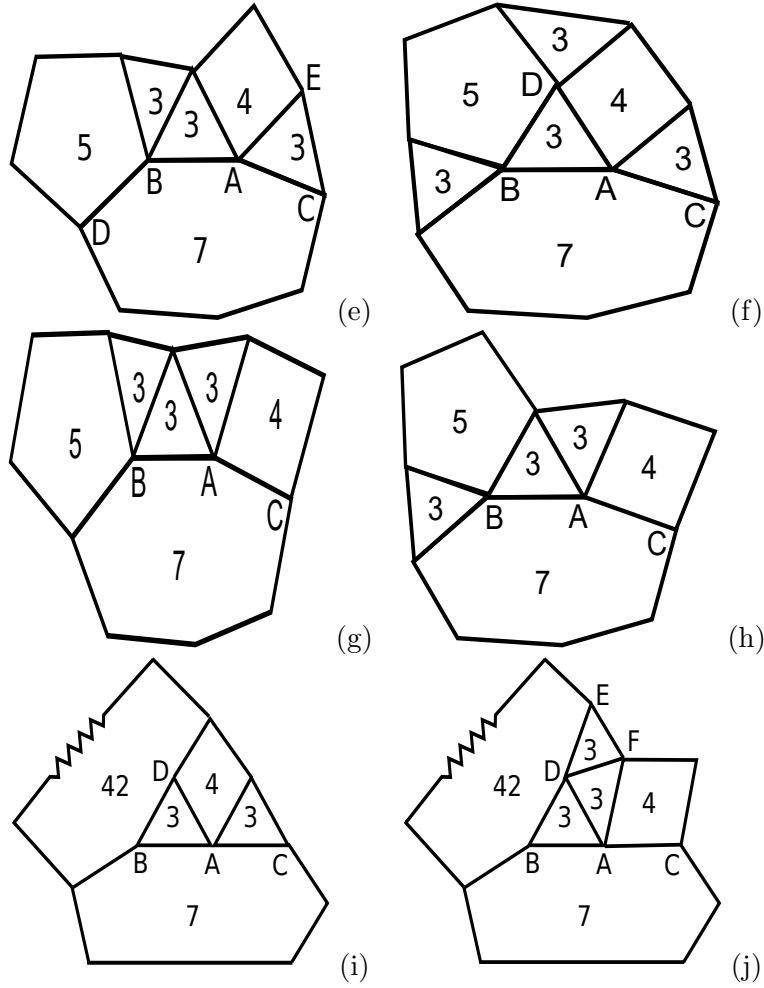


FIGURE 23. Case 17: (e)-(j).

The curvatures of other vertices of the k -polygon are equal to $\frac{1}{12}$, and hence $\Phi(G) \geq 1 - \frac{k}{12}$.

- If $B = (3, 3, 5, 7)$, then we have four subcases:

- (1) The first case is shown in Figure 23(e), in which $\Phi(A) = \frac{5}{84}$, $\Phi(B) = \frac{1}{105}$ and $\Phi(D) \geq \frac{1}{105}$. The nontrivial patterns of C are $(3, 3, 4, 7)$, $(3, 3, 5, 7)$ and $(3, 7, 42)$. For $C = (3, 3, 4, 7)$, $\Phi(C) = \frac{5}{84}$, which yields $\Phi(A) + \Phi(C) > \frac{1}{12}$. For $C = (3, 3, 5, 7)$, $\Phi(C) = \frac{1}{105}$, which implies $\Phi(A) + \Phi(B) + \Phi(C) + \Phi(D) > \frac{1}{12}$. For $C = (3, 7, 42)$, $E = (3, 4, 42)$, and hence $\Phi(A) + \Phi(E) > \frac{1}{12}$.
- (2) The second case is shown in Figure 23(f), where $\Phi(A) = \frac{5}{84}$ and $\Phi(B) = \frac{1}{105}$. Since $D = (3, 3, 4, 5)$, $\Phi(A) + \Phi(D) > \frac{1}{12}$.

- (3) The third case is shown in Figure 23(g), where $\Phi(A) = \frac{5}{84}$ and $\Phi(B) = \frac{1}{105}$. The only nontrivial case is $C = (3, 3, 4, 7)$, which implies $\Phi(C) = \frac{5}{84}$. Hence $\Phi(A) + \Phi(C) > \frac{1}{12}$.
- (4) The fourth case is shown in Figure 23 (h). The proof is similar and hence omitted.
- If $B = (3, 7, 42)$, then we have two subcases:
 - (1) The first case is shown in Figure 23(i). Since $D = (3, 4, 42)$, $\Phi(A) + \Phi(D) > \frac{1}{12}$.
 - (2) The second case is shown in Figure 23(j). In this case, $\Phi(A) = \frac{5}{84}$. Since $D = (3, 3, 3, 42)$, $\Phi(D) = \frac{1}{42}$. Clearly, $\Phi(E) + \Phi(F) \geq \frac{1}{42}$ and $\Phi(A) + \Phi(D) + \Phi(E) + \Phi(F) > \frac{1}{12}$. The same arguments work for $B = (3, 8, 24)$, $(3, 9, 18)$ and $(3, 10, 15)$ and hence are omitted here.

Case 18: $A = (3, 3, 5, k)$ for $5 \leq k \leq 7$. In this case, $\Phi(A) = \frac{1}{k} - \frac{2}{15}$. Denote by B a neighbor of A which is incident to a triangle and the k -gon. The possible patterns of B are $(3, 3, 5, k)$, $(3, 4, 4, 5)$, $(3, 3, 3, 3, 5)$, $(3, 7, 42)$, $(3, 3, 6, 6)$, $(3, 4, 4, 6)$ and $(3, 3, 3, 3, 6)$.

- If $B = (3, 3, 5, k)$, then $\Phi(B) = \frac{1}{k} - \frac{2}{15}$. Since $\Phi(A) + \Phi(B) > \frac{1}{12}$ for $k = 5$, it suffices to consider $k = 6, 7$.
 - (1) The first case is shown in Figure 24 (a). The only nontrivial case is $D = (3, 3, 5, k)$, which implies $\Phi(D) = \frac{1}{k} - \frac{2}{15}$. Hence $\Phi(A) + \Phi(B) + \Phi(D) > \frac{1}{12}$ for $k = 6$. So we only need to consider $k = 7$. In this case, we consider the vertex E , the nontrivial patterns of E are $(3, 3, 5, 5)$, $(3, 3, 5, 6)$ and $(3, 3, 5, 7)$. For $E = (3, 3, 5, 5)$, $\Phi(E) = \frac{1}{15}$, which yields $\Phi(A) + \Phi(B) + \Phi(D) + \Phi(E) > \frac{1}{12}$. For $E = (3, 3, 5, 6)$, $\Phi(E) = \frac{1}{30}$. Then the pattern of F is $(3, 3, 5, 6)$, which implies $\Phi(F) = \frac{1}{30}$. Hence $\Phi(A) + \Phi(B) + \Phi(D) + \Phi(E) + \Phi(F) > \frac{1}{12}$. For $E = (3, 3, 5, 7)$, $\Phi(E) = \Phi(F) = \Phi(G) = \frac{1}{105}$. Now we consider the vertex C . The possible patterns of C are $(3, 7, 42)$ and $(3, 3, 5, 7)$. If $C = (3, 7, 42)$, then $H = (3, 5, 42)$, which yields $\Phi(A) + \Phi(B) + \Phi(D) + \Phi(H) > \frac{1}{12}$. Hence the only nontrivial case is $C = (3, 3, 5, 7)$, which implies $\Phi(C) = \frac{1}{105}$. Similarly, the nontrivial pattern of I (or J) is also $(3, 3, 5, 7)$, which implies $\Phi(I) = \Phi(J) = \frac{1}{105}$. Hence $\Phi(A) + \Phi(B) + \Phi(C) + \Phi(D) + \Phi(E) + \Phi(F) + \Phi(G) + \Phi(I) + \Phi(J) > \frac{1}{12}$.
 - (2) The second case is shown in Figure 24 (b). Since $D = (3, 3, 5, 5)$, we have $\Phi(D) = \frac{1}{15}$, which yields $\Phi(A) + \Phi(B) + \Phi(D) > \frac{1}{12}$.

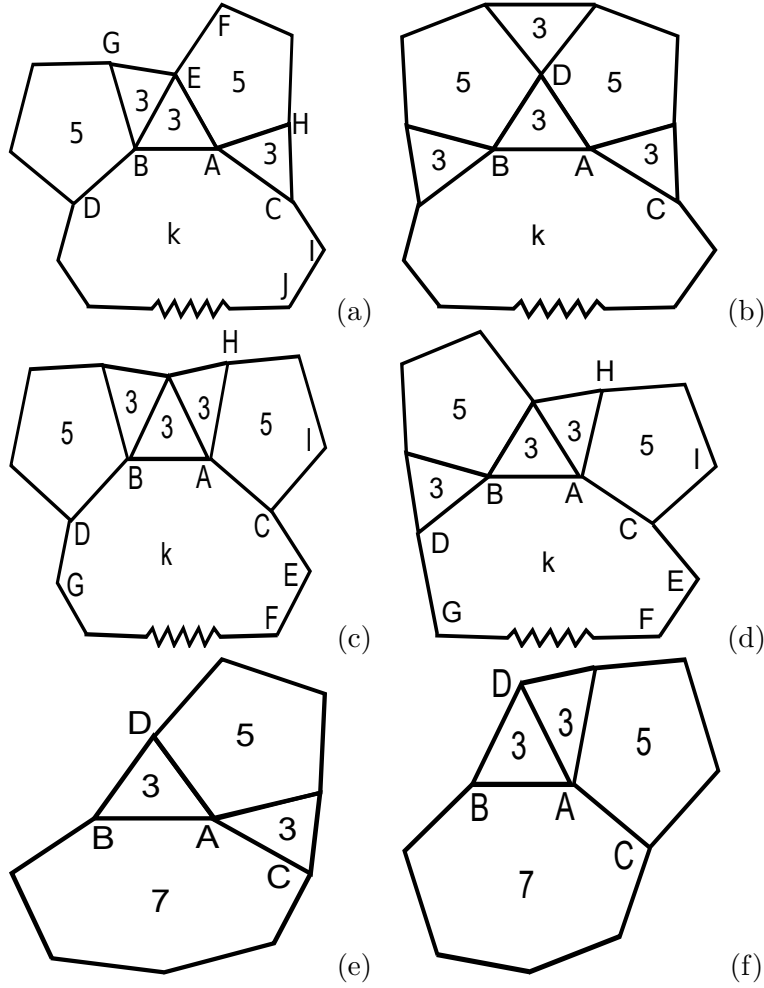


FIGURE 24. Case 18: (a)-(f).

- (3) The third case is shown in Figure 24 (c). Since the non-trivial pattern of D is $(3, 3, 5, k)$, $\Phi(D) = \frac{1}{k} - \frac{2}{15}$. For $k = 6$, $\Phi(A) + \Phi(B) + \Phi(D) > \frac{1}{12}$. So we only need to consider $k = 7$. In this case, $C = (3, 3, 5, 7)$ and $\Phi(C) = \frac{1}{105}$. Similar to the subcase (1), we consider the vertices E, F, G sequentially. The nontrivial pattern of E, F or G is $(3, 3, 5, 7)$, which implies $\Phi(E) = \Phi(F) = \Phi(G) = \frac{1}{105}$. Noting that $\Phi(H), \Phi(I) \geq \frac{1}{105}$, we have $\Phi(A) + \Phi(B) + \Phi(C) + \Phi(D) + \Phi(E) + \Phi(F) + \Phi(G) + \Phi(H) + \Phi(I) > \frac{1}{12}$.
- (4) The fourth case is shown in Figure 24 (d). The proof is similar to the above case, and hence is omitted.
- If $B = (3, 4, 4, 5)$ or $(3, 3, 3, 3, 5)$, then $\Phi(A) = \frac{1}{15}$ and $\Phi(B) = \frac{1}{30}$, which yields $\Phi(A) + \Phi(B) > \frac{1}{12}$.

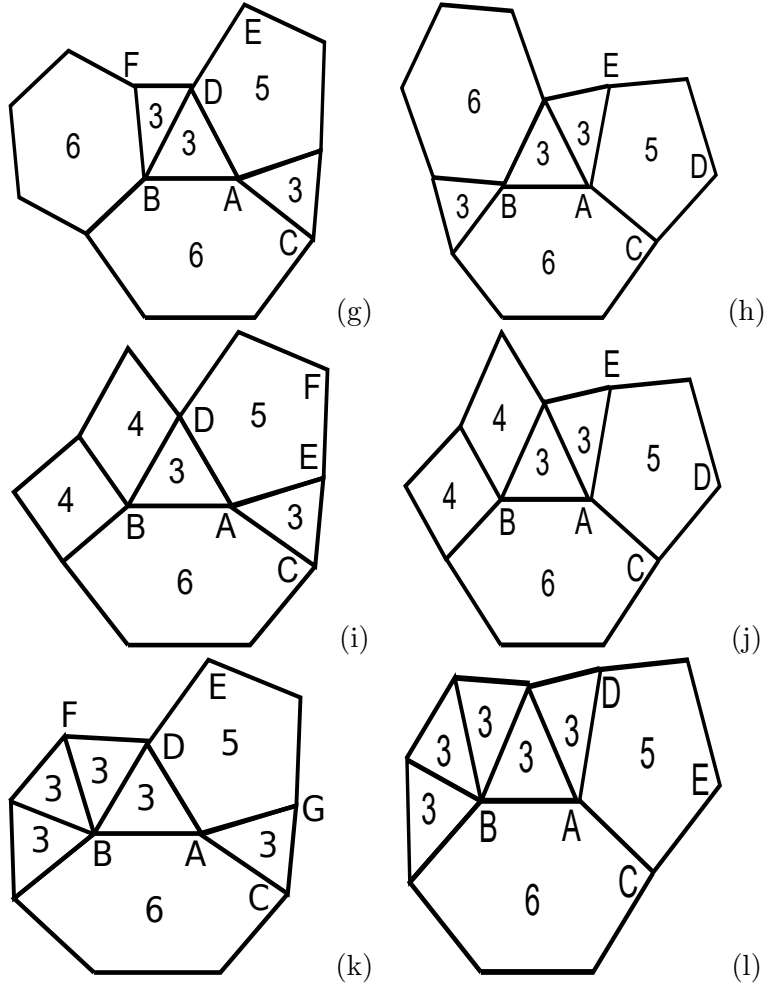


FIGURE 25. Case 18: (g)-(l).

- If $B = (3, 7, 42)$, see Figure 24 (e, f), then in both cases, the pattern of D is $(3, 3, 42)$, $(3, 5, 42)$ or $(3, 3, 3, 42)$, and it reduces to Case 1, Case 3 or Case 16, respectively (with $A = D$). So we get the desired conclusion.
- If $B = (3, 3, 6, 6)$, then there are four subcases. However the proofs are similar, so we consider the following two typical cases: Since their proofs are similar, we only consider the following typical cases:
 - (1) The first case is shown in Figure 25(g) where $\Phi(A) = \frac{1}{30}$ and $\Phi(B) = 0$. We consider the vertex D . For $D = (3, 3, 5, 5)$, $\Phi(D) = \frac{1}{15}$, which yields $\Phi(A) + \Phi(D) > \frac{1}{12}$. For $D = (3, 3, 5, 6)$, $\Phi(D) = \frac{1}{30}$ and $\Phi(E) = \frac{1}{30}$, which

- yields $\Phi(A) + \Phi(D) + \Phi(E) > \frac{1}{12}$. For $D = (3, 3, 5, 7)$, $F = (3, 6, 7)$, and hence $\Phi(A) + \Phi(D) + \Phi(F) > \frac{1}{12}$.
- (2) The second case is shown in Figure 25(h) where $\Phi(A) = \frac{1}{30}$ and $\Phi(B) = 0$. Note that the pattern of C has to be $(3, 3, 5, 6)$, which implies $\Phi(C) = \frac{1}{30}$. And it is obvious that $\Phi(D), \Phi(E) \geq \frac{1}{105}$, which yields $\Phi(A) + \Phi(C) + \Phi(D) + \Phi(E) > \frac{1}{12}$.
- If $B = (3, 4, 4, 6)$, then we have two subcases:
 - (1) The first one is shown in Figure 25 (i) where $\Phi(A) = \frac{1}{30}$ and $\Phi(B) = 0$. We consider the vertex D . The non-trivial patterns of D are $(3, 3, 4, 5)$ and $(3, 4, 4, 5)$. For $D = (3, 3, 4, 5)$, $\Phi(A) + \Phi(D) > \frac{1}{12}$. For $D = (3, 4, 4, 5)$, $\Phi(D) = \frac{1}{30}$. Then we consider the vertex E . If $E = (3, 3, 5, 5)$ or $(3, 3, 5, 6)$, then $\Phi(E) \geq \frac{1}{30}$, which yields $\Phi(A) + \Phi(D) + \Phi(E) > \frac{1}{12}$. If $E = (3, 3, 5, 7)$, then $\Phi(E) = \frac{1}{105}$ and $\Phi(F) \geq \frac{1}{105}$, which yields $\Phi(A) + \Phi(D) + \Phi(E) + \Phi(F) > \frac{1}{12}$.
 - (2) The other is shown in Figure 25 (j) where $\Phi(A) = \frac{1}{30}$ and $\Phi(B) = 0$. Note that the pattern C is $(3, 3, 5, 6)$, which implies $\Phi(C) = \frac{1}{30}$. It is obvious that $\Phi(D), \Phi(E) \geq \frac{1}{105}$, and hence $\Phi(A) + \Phi(C) + \Phi(D) + \Phi(E) > \frac{1}{12}$.
 - If $B = (3, 3, 3, 3, 6)$, then there exist the following two subcases:
 - (1) The first one is shown in Figure 25 (k) where $\Phi(A) = \frac{1}{30}$ and $\Phi(B) = 0$. We consider the vertex D . The possible patterns of D are $(3, 3, 5, 5)$, $(3, 3, 5, 6)$, $(3, 3, 5, 7)$ and $(3, 3, 3, 3, 5)$. For $D = (3, 3, 5, 5)$, $\Phi(D) = \frac{1}{15}$, which yields $\Phi(A) + \Phi(D) > \frac{1}{12}$. For $D = (3, 3, 5, 6)$, $\Phi(D) = \frac{1}{30}$ and $\Phi(E) \geq \frac{1}{30}$, which yields $\Phi(A) + \Phi(D) + \Phi(E) > \frac{1}{12}$. For $D = (3, 3, 3, 3, 5)$, $\Phi(D) = \frac{1}{30}$, $\Phi(E) \geq \frac{1}{105}$ and $\Phi(G) \geq \frac{1}{105}$. Hence $\Phi(A) + \Phi(D) + \Phi(E) + \Phi(G) > \frac{1}{12}$. For $D = (3, 3, 5, 7)$, the nontrivial pattern of F is $(3, 3, 5, 7)$. In this case, we can regard the vertex D as the vertex A of Figure 24 (c,d,f) to get the desired result.
 - (2) The other is shown in Figure 25 (l) where $\Phi(A) = \frac{1}{30}$ and $\Phi(B) = 0$. Note that the nontrivial case is $C = (3, 3, 5, 6)$, which implies $\Phi(C) = \frac{1}{30}$ and $\Phi(D), \Phi(E) \geq \frac{1}{105}$. Hence $\Phi(A) + \Phi(C) + \Phi(D) + \Phi(E) > \frac{1}{12}$.
- Case 19:** $A = (3, 4, 4, k)$ for $4 \leq k \leq 5$. For $A = (3, 4, 4, 4)$, we can construct a graph with total curvature $\frac{1}{12}$, see Figure 1. So we only need to consider $k = 5$ which is divided into two subcases:
- The first case is shown in Figure 26(a,b). The possible patterns of B are $(3, 4, 4, 5)$ and $(3, 3, 3, 3, 5)$.

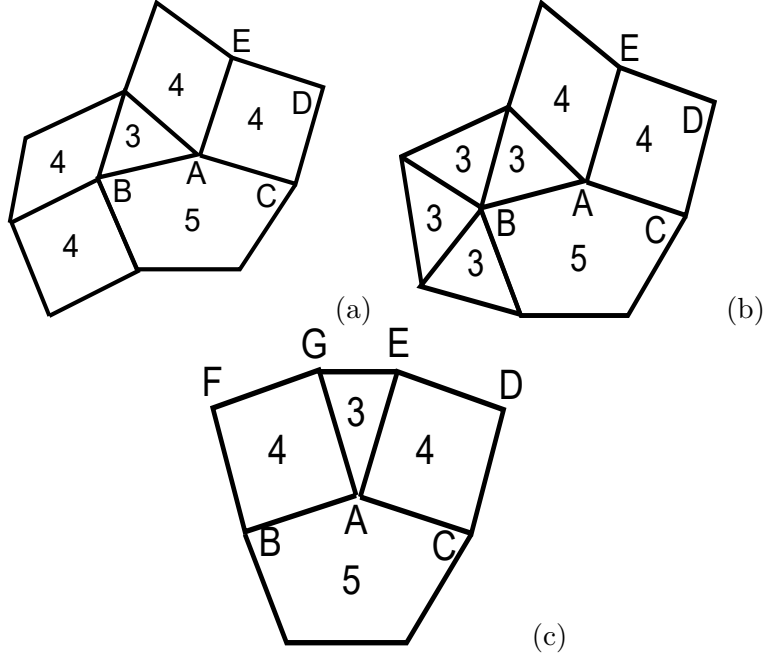


FIGURE 26. Case 19.

If $B = (3, 4, 4, 5)$, see Figure 26 (a), then $\Phi(A) = \frac{1}{30}$ and $\Phi(B) = \frac{1}{30}$. The possible patterns of C are $(3, 4, 4, 5)$ and $(4, 5, 20)$. For $C = (3, 4, 4, 5)$, $\Phi(C) = \frac{1}{30}$, which yields $\Phi(A) + \Phi(B) + \Phi(C) > \frac{1}{12}$. For $C = (4, 5, 20)$, $D = (4, 5, 20)$ and $E = (3, 4, 4, 5)$, which implies $\Phi(E) = \frac{1}{30}$. Hence $\Phi(A) + \Phi(B) + \Phi(E) > \frac{1}{12}$.

If $B = (3, 3, 3, 3, 5)$, see Figure 26 (b), then $\Phi(A) = \frac{1}{30}$, and $\Phi(B) = \frac{1}{30}$. Similar to the above case, considering the vertices C, D and E , we can get the desired conclusion.

- The second case is shown in Figure 26 (c). The possible patterns of B and C are $(3, 4, 4, 5)$ and $(4, 5, 20)$.

If the patterns of B and C are $(3, 4, 4, 5)$, then $\Phi(A) = \Phi(B) = \Phi(C) = \frac{1}{30}$, which yields $\Phi(A) + \Phi(B) + \Phi(C) > \frac{1}{12}$. If $B = (3, 4, 4, 5)$ and $C = (4, 5, 20)$, then $\Phi(B) = \frac{1}{30}$ and the pattern of D is $(4, 5, 20)$. Hence the pattern of E has to be $(3, 4, 4, 5)$ and $\Phi(E) = \frac{1}{30}$. Hence $\Phi(A) + \Phi(B) + \Phi(E) > \frac{1}{12}$. If the patterns of B and C are $(4, 5, 20)$, then $\Phi(A) = \frac{1}{30}$ and $\Phi(B) = \Phi(C) = 0$. The patterns of D and F are $(4, 5, 20)$. Hence the nontrivial patterns of E and G are $(3, 4, 4, 5)$, which implies $\Phi(E) = \Phi(G) = \frac{1}{30}$. Hence $\Phi(A) + \Phi(E) + \Phi(G) > \frac{1}{12}$.

Case 20: $A = (3, 3, 3, 3, k)$ for $3 \leq k \leq 5$.

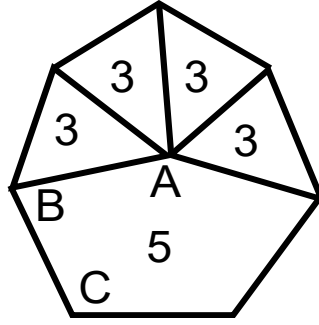


FIGURE 27. Case 20.

For $k = 3$, $\Phi(A) = \frac{1}{6} > \frac{1}{12}$. For $k = 4$, we can construct a graph with total curvature $\frac{1}{12}$, see Figure 31. So we only need to consider $k = 5$. Denote by B and C neighbors of A incident to the pentagon. The possible pattern of B is $(3, 3, 3, 3, 5)$. In this case, $\Phi(A) = \frac{1}{30}$ and $\Phi(B) = \frac{1}{30}$. Similarly, the possible pattern of C is also $(3, 3, 3, 3, 5)$, which implies $\Phi(C) = \frac{1}{30}$. Hence $\Phi(A) + \Phi(B) + \Phi(C) > \frac{1}{12}$.

By combining all above cases, we prove the first part of the theorem.

In the above case-by-case proof, one can figure out that if the total curvature of G attains the first gap of the total curvature, i.e. $\frac{1}{12}$, then the polygonal surface $S(G)$ has only two types of metric structures, (a) or (b), as indicated in the Theorem 1.1. This proves the second (rigidity) part of the theorem. \square

Let $G = (V, E, F)$ be an infinite semiplanar graph with nonnegative curvature and $T(G)$ be the set of vertices with non-vanishing curvature. We are interested in the structure of $T(G)$, which, as a induced subgraph, is usually not connected, see e.g. Figure 41. As a byproduct of the proof of Theorem 1.1, we give the upper bound of the number of connected components for the induced subgraph on $T(G)$.

Corollary 4.1. *For an infinite semiplanar graph G with nonnegative curvature, the induced subgraph on $T(G)$ has at most 14 connected components.*

Proof. As in the proof of Theorem 1.1, starting from a vertex $A \in T(G)$, we find several nearby vertices in $T(G)$ such that the sum of their curvatures is at least $\frac{1}{12}$. For any $A \in T(G)$, we denote by C_A the connected component of the induced subgraph on $T(G)$ which contains A , and by $\Phi(C_A) := \sum_{x \in C_A} \Phi(x)$ the sum of the curvatures of vertices in C_A . By checking the proof of Theorem 1.1, we have the following:

- (a) In a subcase of Case 8, see Figure 13(f), C_A consists of only two vertices of pattern $(3, 10, 10)$ and $\Phi(C_A) = \frac{1}{15}$.
- (b) In other cases, the vertices with non-vanishing curvature we found are connected and hence $\Phi(C_A) \geq \frac{1}{12}$.

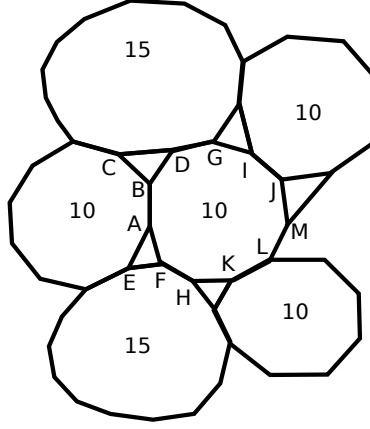


FIGURE 28. Proof of Corollary 4.1

This yields that $\Phi(C_A) \geq \frac{1}{15}$ for any $A \in T(G)$. Since $\Phi(G) \leq 1$, we obtain that the number of connected components of the induced subgraph on $T(G)$ is at most 15.

To prove the theorem, it suffices to exclude the case that the induced subgraph on $T(G)$ has 15 connected components. Suppose it is the case, then each connected component of the induced subgraph on $T(G)$ is in the case (a) above. Let A and B be of pattern $(3, 10, 10)$ as in Figure 28 such that $\Phi(C_A) = \frac{1}{15}$. Then, one can show that the vertices C, D, E, F, G and H have vanishing curvature. Hence the vertex I has non-vanishing curvature and is of pattern $(3, 10, 10)$. This yields that the pattern of J is also $(3, 10, 10)$. Similar argument works for K and L . Then by the combinatorial restriction, one can show that $M \in T(G)$. Hence I, J, K, L and M are in $T(G)$ and connected, which implies that $\Phi(C_I) > \frac{1}{15}$. This yields a contradiction and proves the corollary. \square

For this result, we may construct a semiplanar graph G whose induced subgraph on $T(G)$ has 12 connected components, see Figure 29. Based on this, we propose the following conjecture.

Conjecture 4.2. *Let $G = (V, E, F)$ be a semiplanar graph with nonnegative curvature. The number of connected components of the induced subgraph of $T(G)$ is at most 12.*

5. EXAMPLES

In this section, we construct some examples to show the sharpness of the main results.

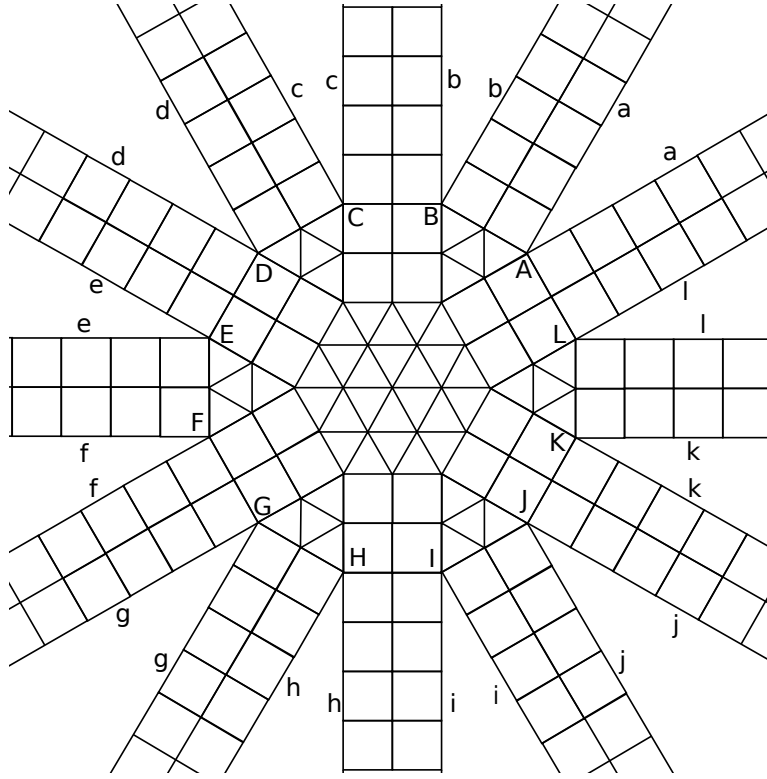


FIGURE 29. The induced subgraph on $T(G)$ of a graph G in $\mathcal{PC}_{\geq 0}$ has 12 connected components.

For Theorem 1.1, we give some examples of semiplanar graphs with non-negative curvature and with total curvature $\frac{1}{12}$, see Figures from 30 to 34.

For Theorem 1.2, we construct some examples whose total curvatures attain all the values in

$$\left\{ \frac{i}{12} : 0 \leq i \leq 12, i \in \mathbb{Z} \right\}.$$

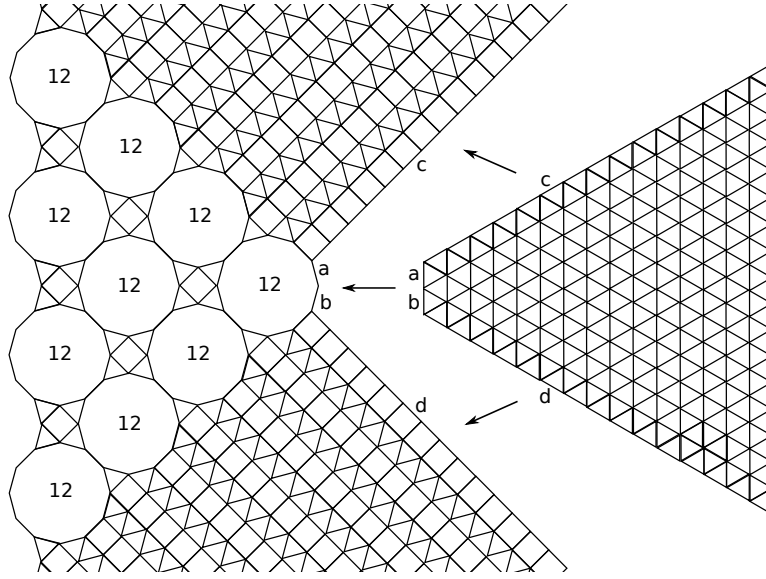


FIGURE 30. A graph in $\mathcal{PC}_{\geq 0}$ with total curvature $\frac{1}{12}$ which has a single vertex with non-vanishing curvature and of possible patterns $(3, 6, 12)$, $(3, 3, 3, 12)$, $(3, 3, 4, 6)$ and $(3, 3, 3, 3, 4)$.

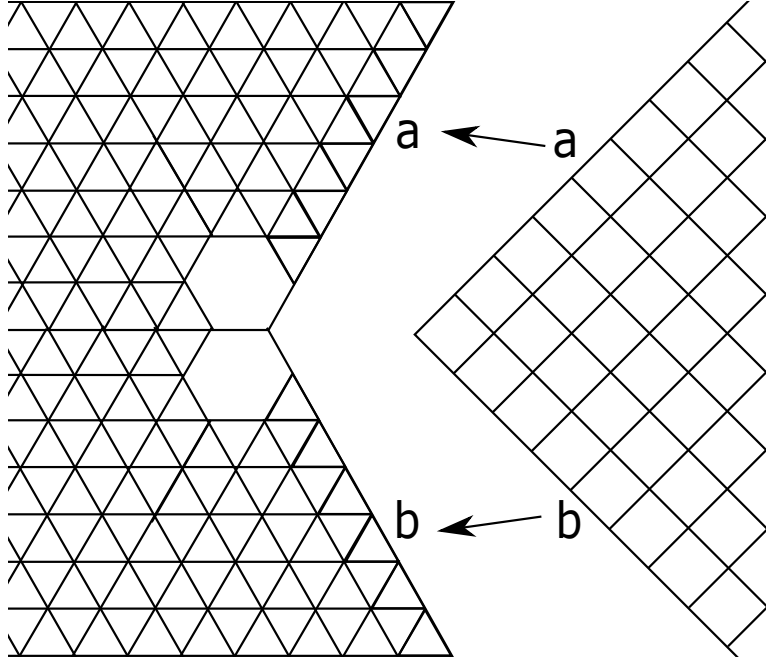


FIGURE 31. A graph in $\mathcal{PC}_{\geq 0}$ with total curvature $\frac{1}{12}$ which has a single vertex with non-vanishing curvature and of possible patterns $(4, 6, 6)$, $(3, 3, 4, 6)$ and $(3, 3, 3, 3, 4)$.

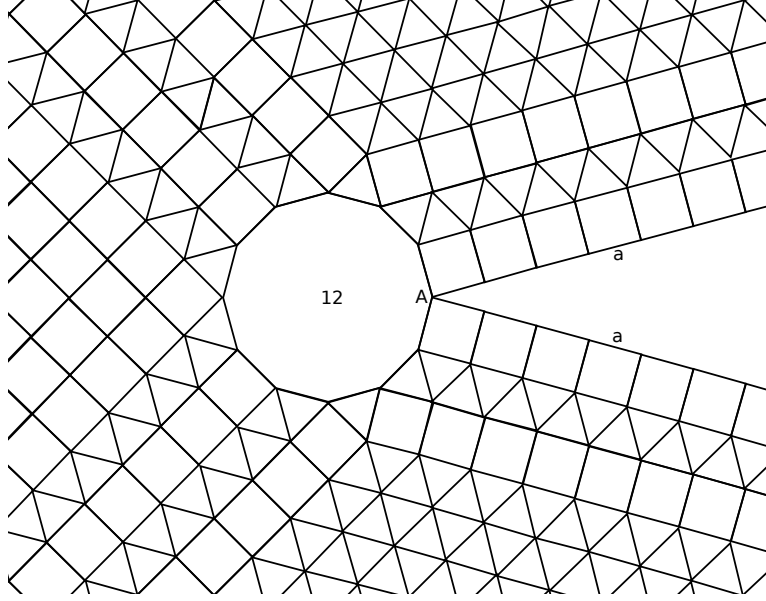


FIGURE 32. A graph in $\mathcal{PC}_{\geq 0}$ with total curvature $\frac{1}{12}$ which has a single vertex with non-vanishing curvature and of possible patterns $(4, 4, 12)$ and $(3, 4, 4, 4)$.

It is easy to construct examples for $i = 0, 12$. For $i = 1$, see the examples given above. The example for $i = 11$ is given in Figure 4. We show the examples for $2 \leq i \leq 10$ in Figures from 35 to 43.

6. SEMIPLANAR GRAPHS WITH BOUNDARY

In this section, we study the total curvature for semiplanar graphs with boundary. Let (V, E) be a graph topologically embedded into a surface S with boundary. We call $G = (V, E, F)$ the semiplanar graph with boundary, where F is the set of faces induced by the embedding. In this paper, we only consider semiplanar graphs satisfying tessellation properties, i.e. (i), (iii) in the introduction, and the condition (ii) replaced by the following

- (ii') The boundary of S , denoted by ∂S , consists of edges of the graph. Each edge, by removing two end-vertices, is contained either in ∂S or in the interior of S , denoted by $\text{int}(S)$. It is incident to one face in the first case and to two different faces in the second.

Moreover, we always assume that $2 \leq \deg(x) < \infty$ for any $x \in V \cap \partial S$, $3 \leq \deg(x) < \infty$ for any $x \in V \cap \text{int}(S)$, and $3 \leq \deg(\sigma) < \infty$, for $\sigma \in F$. As in the case of semiplanar graphs without boundary, one can define the (regular) polygonal surface $S(G)$ for a semiplanar graph G with boundary.

Let G be a semiplanar graph with boundary, we define the combinatorial curvature as follows:

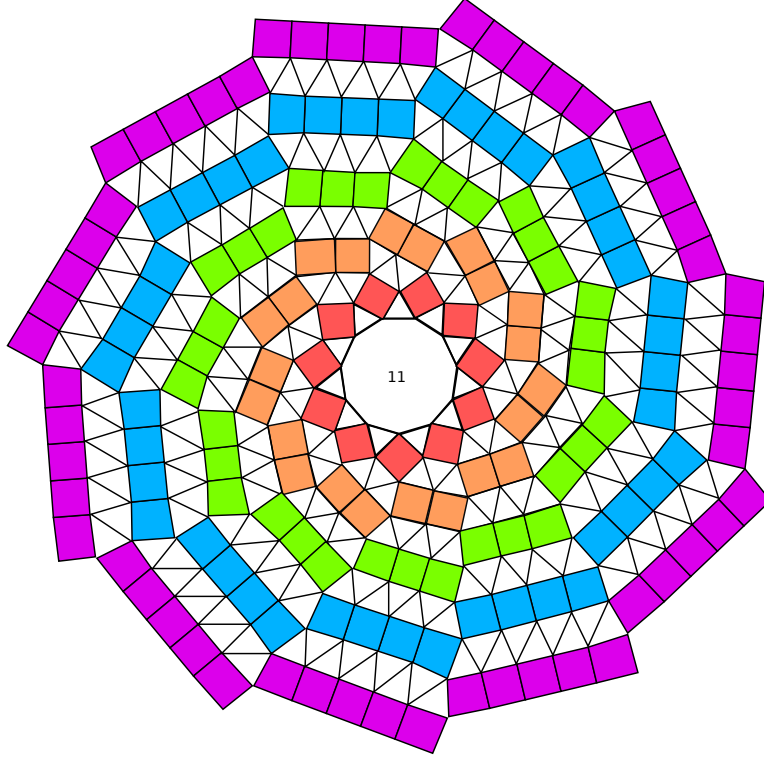


FIGURE 33. A graph in $\mathcal{PC}_{\geq 0}$ with total curvature $\frac{1}{12}$ which has eleven vertices (the vertices of the hendecagon) with non-vanishing curvature and of pattern $(3, 3, 4, 11)$.

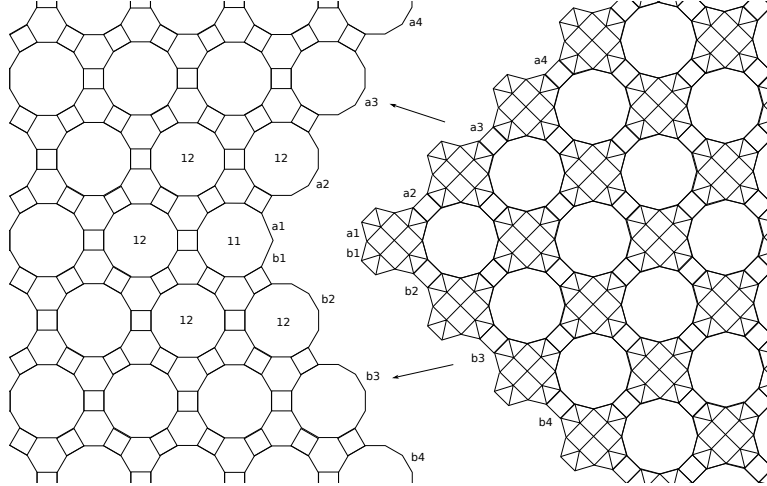


FIGURE 34. A graph in $\mathcal{PC}_{\geq 0}$ with total curvature $\frac{1}{12}$ which has eleven vertices (the vertices of the hendecagon) with non-vanishing curvature and of patterns $(4, 6, 11)$ and $(3, 3, 4, 11)$.

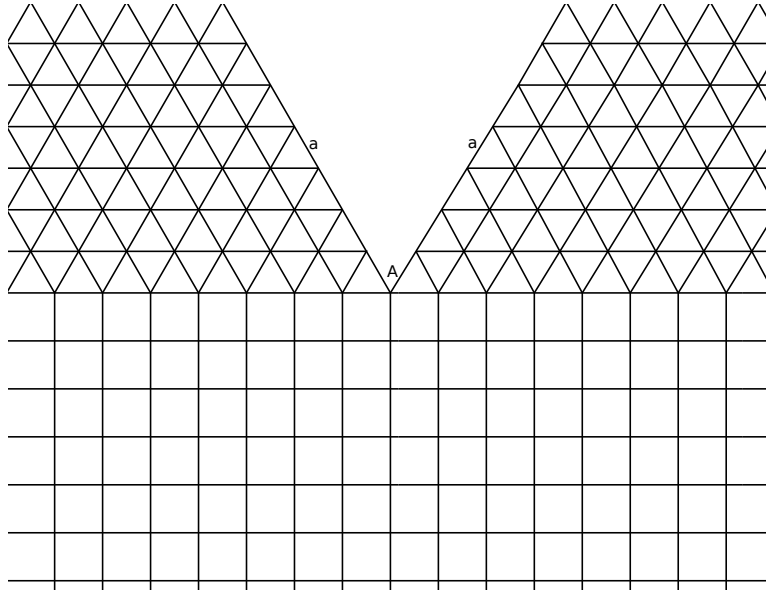


FIGURE 35. A graph in $\mathcal{PC}_{\geq 0}$ with total curvature $\frac{2}{12}$.




FIGURE 36. A graph in $\mathcal{PC}_{\geq 0}$ with total curvature $\frac{3}{12}$.

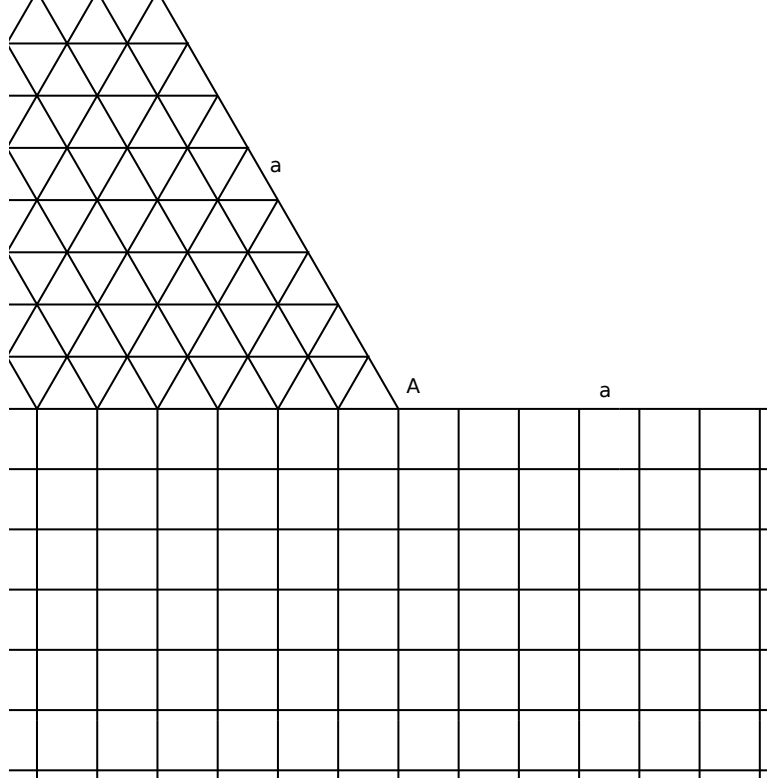


FIGURE 37. A graph in $\mathcal{PC}_{\geq 0}$ with total curvature $\frac{4}{12}$.

- For any vertex $x \in \text{int}(S)$, $\Phi(x)$ is defined as in (1).
- For any vertex x on ∂S ,

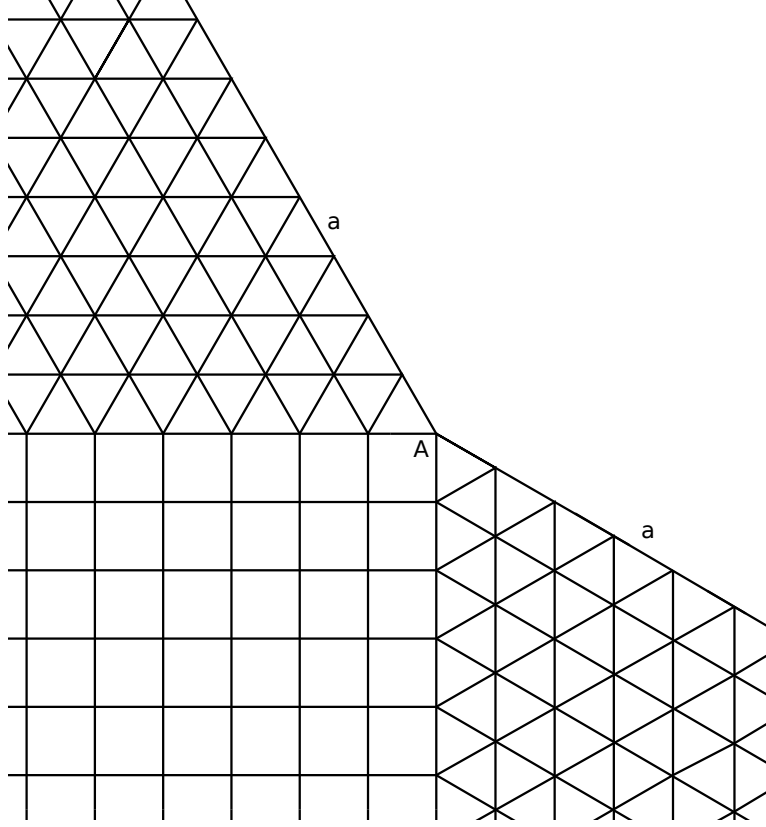
$$(7) \quad \Phi(x) = 1 - \frac{\deg(x)}{2} + \sum_{\sigma \in F: x \in \bar{\sigma}} \frac{1}{\deg(\sigma)}.$$

Direct calculation shows that for the vertex x on the boundary of S ,

$$(8) \quad \Phi(x) = \frac{\pi - \theta_x}{2\pi},$$

where θ_x is the inner angle at x w.r.t. S , as in (4).

Adopting the same argument in [HJL15, Corollary 3.4], one can show that a semiplanar graph with boundary G has nonnegative combinatorial curvature if and only if the polygonal surface $S(G)$ has nonnegative sectional curvature in the sense of Alexandrov, see [BGP92, BBI01]. Let G be a semiplanar graph with boundary and with nonnegative combinatorial curvature. Consider the doubling constructions of $S(G)$ and G , see e.g. [Per91]. Let $\widetilde{S(G)}$ be the double of $S(G)$, that is, $\widetilde{S(G)}$ consists of two copies of $S(G)$ glued along the boundary $\partial S(G)$, which induces the doubling graph of G , denoted by \widetilde{G} . One can prove that \widetilde{G} has nonnegative

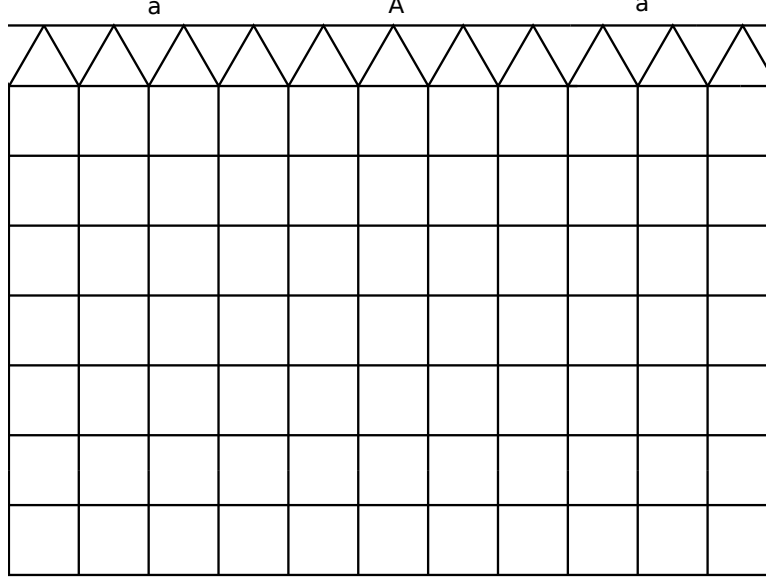
FIGURE 38. A graph in $\mathcal{PC}_{\geq 0}$ with total curvature $\frac{5}{12}$.

curvature, which can be derived from either the definition of the curvature on the boundary (7) or Perelman's doubling theorem for Alexandrov spaces [Per91], and $\Phi(\tilde{G}) = 2\Phi(G)$. This yields that \tilde{G} is a planar graph with nonnegative combinatorial curvature if the total curvature of G is positive, which yields that $S(G)$ is homeomorphic to a half-plane with boundary. For our purposes, we always assume that S is homeomorphic to a half-plane with boundary. Note that the double graph \tilde{G} may have vertices of degree two if G has some vertices of degree two on ∂S . However, the Cohn-Vossen type theorem, [DM07, Theorem 1.3], still applies to that case and implies that $\Phi(\tilde{G}) \leq 1$. This yields

$$(9) \quad \Phi(G) \leq \frac{1}{2}.$$

The patterns of a vertex on ∂S with nonnegative curvature are given in the following proposition.

Proposition 6.1. *Let G be a semiplanar graph with boundary. If a vertex $x \in \partial S$ such that $\deg(x) \geq 3$ and $\Phi(x) \geq 0$, then the possible patterns of x*

FIGURE 39. A graph in $\mathcal{PC}_{\geq 0}$ with total curvature $\frac{6}{12}$.

are

$$(10) \quad (3, 3), (3, 4), (3, 5), (3, 6), (4, 4), (3, 3, 3),$$

where the corresponding curvatures are

$$(11) \quad \frac{1}{6}, \frac{1}{12}, \frac{1}{30}, 0, 0, 0.$$

In the next lemma, we deal with the case that there is a vertex on ∂S of degree two.

Lemma 6.2. *Let G be an infinite semiplanar graph with boundary and with nonnegative curvature, and x be a vertex on ∂S with $\deg(x) = 2$. Then the face, which x is incident to, is of degree at most 6 and*

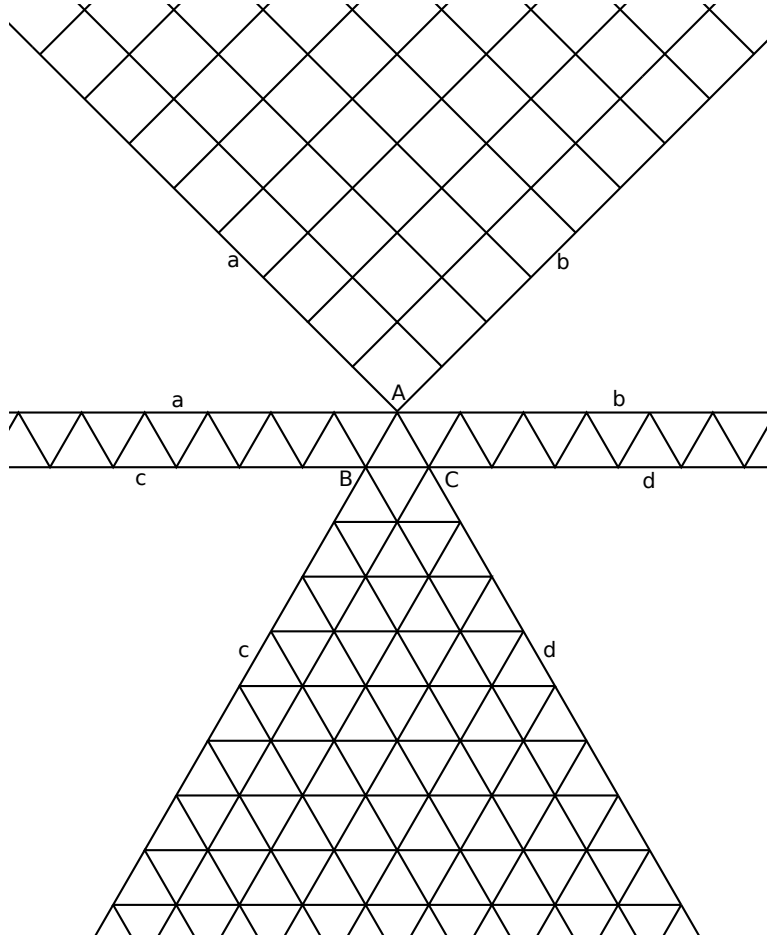
$$\Phi(x) \geq \frac{1}{6}.$$

Proof. Let x be incident to a k -gon σ . It suffices to prove that $k \leq 6$.

We claim that there is a vertex $y \in \partial\sigma \cap \partial S$ of degree at least three. Suppose it is not true, i.e. $\deg(y) = 2$ for any vertex $y \in \partial\sigma \cap \partial S$, then we can show that

$$(12) \quad \partial\sigma \subset \partial S.$$

In fact, we have the following observation: Given a vertex $y \in \partial\sigma \cap \partial S$ with $\deg(y) = 2$, any neighbor of y , say z , is in $\partial\sigma \cap \partial S$ and the edge connecting y and z is also contained in $\partial\sigma \cap \partial S$. Then (12) follows from the connectedness of $\partial\sigma$ and $\deg(y) = 2$ for all vertices $y \in \partial\sigma \cap \partial S$. This yields that $\partial S = \partial\sigma$

FIGURE 40. A graph in $\mathcal{PC}_{\geq 0}$ with total curvature $\frac{7}{12}$.

and $S = \sigma$. This contradicts to the assumption that G is infinite. This proves the claim.

Applying Proposition 6.1 at a vertex on $\partial\sigma$ of degree at least three, we have $k \leq 6$ and hence prove the lemma. \square

This lemma yields the following corollary.

Corollary 6.3. *Let $G = (V, E, F)$ be an infinite semiplanar graph with boundary and with nonnegative curvature. Then*

$$\deg(\sigma) \leq 42, \quad \forall \sigma \in F.$$

Proof. Suppose not, i.e. there exists a face σ such that $\deg(\sigma) \geq 43$, then by Proposition 6.1 and Lemma 6.2, the closure of σ is contained in $\text{int}(S)$. This yields $\Phi(G) \geq 1$ by Lemma 2.2. It contradicts to (9) and we prove the corollary. \square

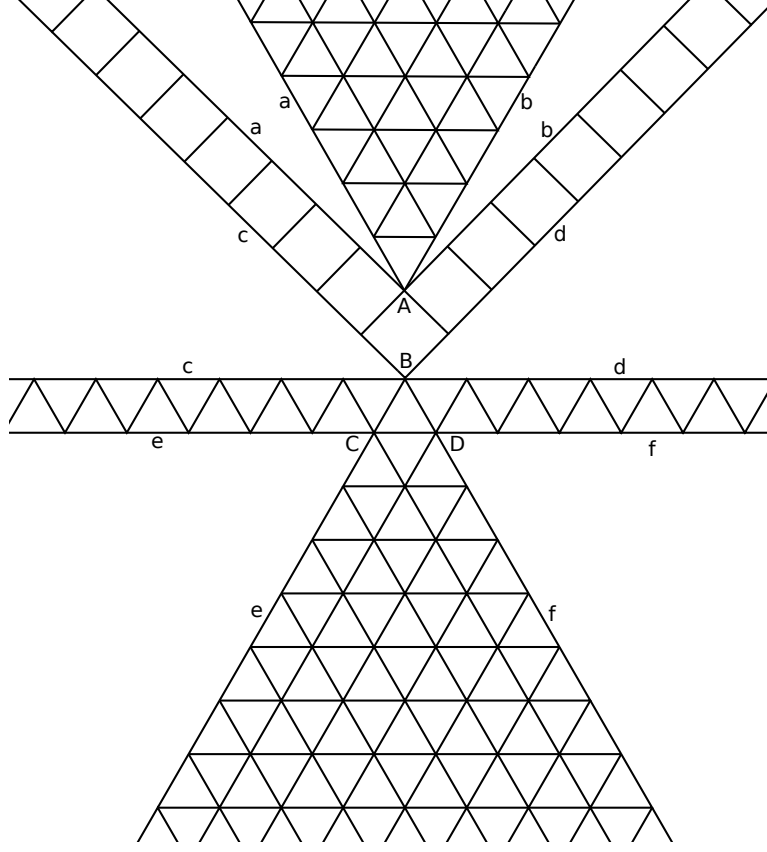


FIGURE 41. A graph in $\mathcal{PC}_{\geq 0}$ with total curvature $\frac{8}{12}$.

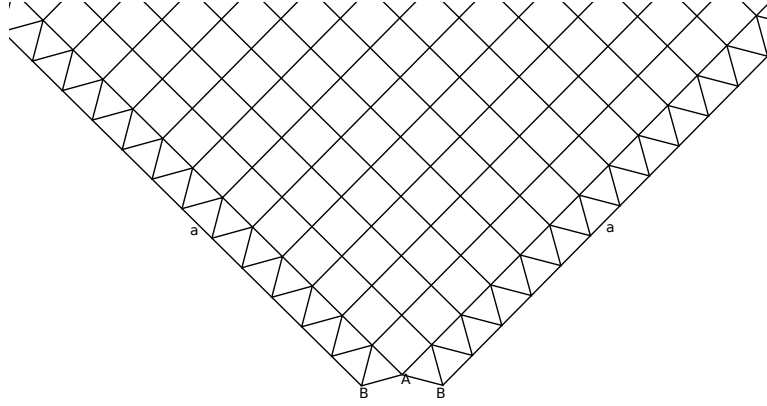
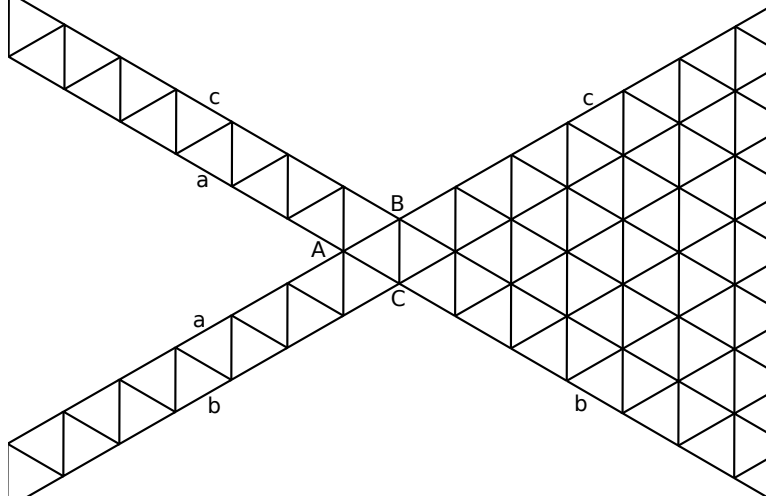


FIGURE 42. A graph in $\mathcal{PC}_{\geq 0}$ with total curvature $\frac{9}{12}$.

FIGURE 43. A graph in $\mathcal{PC}_{\geq 0}$ with total curvature $\frac{10}{12}$.

The next lemma shows that there are only finitely many vertices with non-vanishing curvature for a semiplanar graph with boundary and with nonnegative curvature, analogous to [CC08, Theorem 1.4] and [Che09, Theorem 3.5]. For a semiplanar graph G with boundary, we denote by $T(G)$ the set of vertices with non-vanishing curvature.

Lemma 6.4. *Let G be an infinite semiplanar graph with boundary and with nonnegative curvature. Then $T(G)$ is a finite set.*

Proof. By Corollary 6.3, the maximum facial degree is at most 42. For any vertex $x \in T(G)$, $\Phi(x) \geq \frac{1}{1722}$ if $x \in \text{int}(S)$ by Table 1; $\Phi(x) \geq \frac{1}{30}$ if $x \in \partial S$ by Proposition 6.1 and Lemma 6.2. Denote by N the number of vertices in $T(G)$. Then

$$\frac{N}{1722} \leq \sum_{x \in T(G)} \Phi(x) = \Phi(G) \leq \frac{1}{2}.$$

This proves that $N \leq 861$. □

We use Theorem 1.1 and Theorem 1.2 to show that the first gap of the total curvature of semiplanar graphs with boundary and with nonnegative curvature is $\frac{1}{12}$.

Corollary 6.5. *Let G be an infinite semiplanar graph with boundary and with nonnegative curvature. Then the total curvature of G is at least $\frac{1}{12}$ if it is positive. Moreover, there is a semiplanar graph with boundary and with nonnegative curvature whose total curvature is $\frac{1}{12}$.*

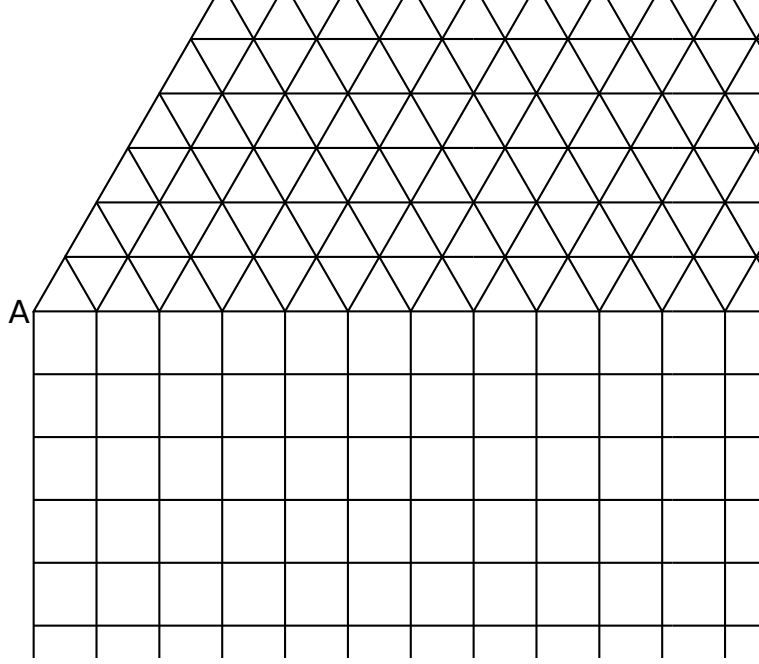
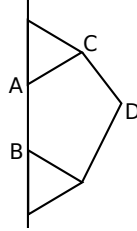
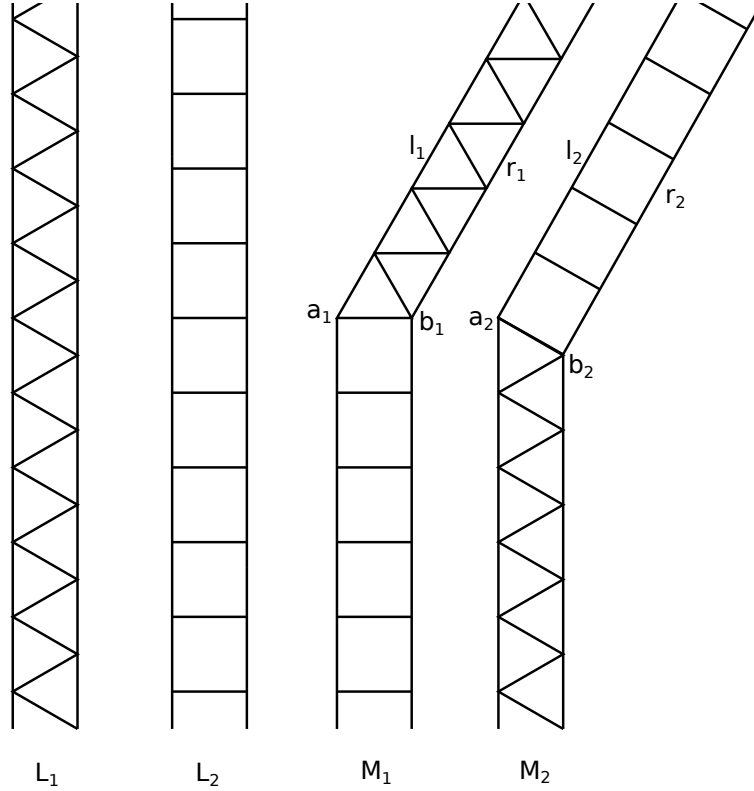
FIGURE 44. A graph with boundary and with total curvature $\frac{1}{12}$.

FIGURE 45. Proof of Theorem 6.6

Proof. On one hand, we prove that $\Phi(G) \geq \frac{1}{12}$ if $\Phi(G) > 0$. By Lemma 6.2, it suffices to consider that $\deg(x) \geq 3$, for all $x \in V$. Otherwise, we already have $\Phi(G) \geq \frac{1}{6}$.

Consider the doubling constructions of $S(G)$ and G , $\widetilde{S(G)}$ and \widetilde{G} . Note that $\Phi(G) = \frac{1}{2}\Phi(\widetilde{G})$ and \widetilde{G} is an infinite planar graph with nonnegative curvature since $\Phi(G) > 0$. By Theorem 1.2, the possible values of total curvature of \widetilde{G} are $\{\frac{i}{12} | i \in \mathbb{Z}, 0 \leq i \leq 12\}$. We only need to exclude the case of $\Phi(\widetilde{G}) = \frac{1}{12}$.

Suppose that $\Phi(\widetilde{G}) = \frac{1}{12}$, then by the rigidity part of Theorem 1.1, we have two cases as follows:

FIGURE 46. The strips: L_1 , L_2 , M_1 and M_2 .

- (1) $S(\tilde{G})$ is isometric to a cone with the apex angle $\theta = 2 \arcsin \frac{11}{12}$. In this case, there is only one vertex $x \in \tilde{G}$ with non-vanishing curvature $\frac{1}{12}$. By the symmetry, $x \in \partial S$ and $\Phi(x) = \frac{1}{24}$ in G . This is impossible by (11) in Proposition 6.1.
- (2) $S(\tilde{G})$ is isometric to a “frustum” with a hendecagon base. In this case, there exist eleven vertices on a hendecagon with the curvature $\frac{1}{132}$. These vertices cannot appear on ∂S by (11) in Proposition 6.1. Hence they are contained in $\text{int}(S)$, which yields $\Phi(G) \geq \frac{1}{12}$ and $\Phi(\tilde{G}) \geq \frac{1}{6}$. This is a contradiction.

So that $\Phi(\tilde{G}) > \frac{1}{12}$ which implies $\Phi(\tilde{G}) \geq \frac{2}{12}$. Hence $\Phi(G) = \frac{1}{2}\Phi(\tilde{G}) \geq \frac{1}{12}$.

On the other hand, we may construct a graph G with boundary and total curvature $\frac{1}{12}$, see Figure 44. \square

Moreover, we can classify the graph/tessellation structures of semiplanar graphs with boundary and with nonnegative curvature whose total curvatures attain the first gap of the total curvature.

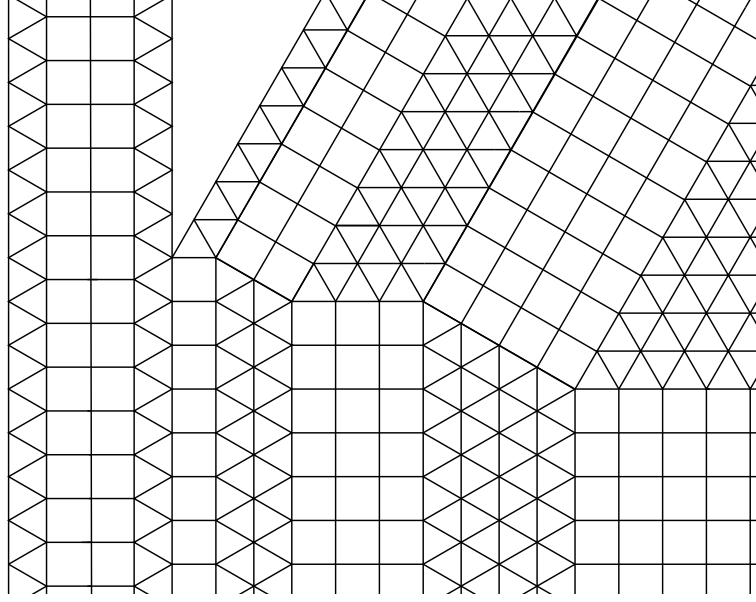


FIGURE 47. An example obtained by gluing a sequence of L_1 , L_2 , M_1 and M_2 .

We denote by L_1 (L_2 resp.) the strip consists of triangles (squares resp.), and by M_1 (M_2 resp.) the strip with triangles in the upper half and squares in the lower half (with squares in the upper half and triangles in the lower half resp.), see Figure 46. We denote by l_1 and r_1 (l_2 and r_2 resp.) the left part and the right part of the boundary of M_1 (M_2 resp.), and by a_1 and b_1 (a_2 and b_2 resp.) the vertices on l_1 and on r_1 (l_2 and r_2 resp.) incident to one or two triangles and a square. We define the following gluing rules for these four strips:

- For any strip L_α , $\alpha = 1$ or 2 , it can be glued to L_β or M_γ for $\beta = 1, 2$ and $\gamma = 1, 2$, from the left to the right, denoted by $L_\alpha L_\beta$ or $L_\alpha M_\gamma$.
- For any strip M_α , $\alpha = 1$ or 2 , it can be glued to M_γ for $\gamma = 1, 2$, from the left to the right, such that r_α is identified with l_γ and b_α is identified with a_γ , denoted by $M_\alpha M_\gamma$.

An example obtained by gluing a sequence

$$L_1 L_2 L_2 L_1 M_1 M_2 M_2 M_1 M_1 M_1 M_2 M_2 M_2 M_2 M_1 \cdots,$$

is shown in Figure 47.

For any semiplanar graph G and the polygonal surface $S(G)$, for each hexagon in G we add a new vertex at the barycenter and join it to the vertices of the hexagon to obtain a semiplanar graph, denoted by \widehat{G} . In this way, \widehat{G} is obtained from G by replacing each hexagon in G with six triangles.

Theorem 6.6. *Let G be an infinite semiplanar graph with boundary and with nonnegative curvature. Then the total curvature of G is $\frac{1}{12}$ if and only if \widehat{G} is one of the following:*

- (1) $P_1 P_2 \cdots P_n \cdots$,
- (2) $Q_1 \cdots Q_T P_1 P_2 \cdots P_n \cdots$, for some $T \in \mathbb{N}$.

where $Q_t = L_1$ or L_2 for any $1 \leq t \leq T$, $P_n = M_1$ or M_2 for any $n \in \mathbb{N}$, and the successive strips are glued together by the way defined before.

Proof. The “if” part of the theorem is obvious. We only need to show the “only if” part. It suffices to consider semiplanar graphs with no hexagonal faces. By Lemma 6.2, $\Phi(G) = \frac{1}{12}$ implies that all vertices of G have vertex degree at least three.

Case 1: There exists a vertex A on ∂S with non-vanishing curvature. Then the possible patterns of A are $(3, 3)$, $(3, 4)$ and $(3, 5)$. We claim that $A = (3, 4)$. If $A = (3, 3)$, then $\Phi(A) = \frac{1}{6} > \frac{1}{12}$, which contradicts to $\Phi(G) = \frac{1}{12}$. If $A = (3, 5)$, see Figure 45, then $B = (3, 5)$ and $\Phi(A) = \Phi(B) = \frac{1}{30}$. The possible patterns of C are $(3, 3, 5)$, $(3, 4, 5)$, $(3, 5, 5)$, $(3, 5, 6)$, $(3, 3, 3, 5)$, $(3, 3, 4, 5)$, $(3, 3, 5, 5)$, $(3, 3, 5, 6)$, $(3, 3, 5, 7)$, $(3, 4, 4, 5)$ and $(3, 3, 3, 3, 5)$. However, except the case of $C = (3, 3, 5, 7)$, we always have $\Phi(C) > \frac{1}{60}$. Hence $\Phi(G) \geq \Phi(A) + \Phi(B) + \Phi(C) > \frac{1}{12}$. We only need to consider $C = (3, 3, 5, 7)$. One can show that $\Phi(C) = \frac{1}{105}$ and $\Phi(D) \geq \frac{1}{105}$, which yields $\Phi(G) \geq \Phi(A) + \Phi(B) + \Phi(C) + \Phi(D) > \frac{1}{12}$. This also yields a contradiction and hence prove the claim.

We consider the case of $A = (3, 4)$. In this case, $\Phi(A) = \frac{1}{12}$ and hence any other vertex has vanishing curvature. To visualize the graph, we draw the picture, from the left to the right, on the plane. Let two faces, a triangle and a square which A is incident to, locate on the right half plane passing through A , such that two edges on ∂S , which A is incident to, are in the direction of $-y$ axis (i.e. $\theta = -\frac{\pi}{2}$) and $\theta = \frac{\pi}{3}$ respectively, where θ is the angular coordinate in polar coordinates. We have two subcases:

- (a) The triangle is above the square.
- (b) The square is above the triangle.

Without loss of generality, we consider the subcase (a). Denote by X_1 (Y_1 resp.) a neighbor of A on ∂S which is incident to the triangle (the square resp.). Since any vertex except A has vanishing curvature, one can show that $X_1 = (3, 3, 3)$ ($Y_1 = (4, 4)$ resp.). Set $X_0 = Y_0 = A$. For any $i \in \mathbb{N}$, we inductively define X_{i+1} (Y_{i+1} resp.) as the neighbor of X_i (Y_i resp.) which is different from X_{i-1} (Y_{i-1} resp.) By the induction, one can show that $X_i = (3, 3, 3)$ and $Y_i = (4, 4)$ for $i \in \mathbb{N}$. This yields the strip M_1 , as in Figure 46. Similarly, in the subcase (b) we have the strip M_2 . We cut off the strip M_1 (or M_2) from the semiplanar graph G to obtain a new graph $G_1 =$

(V_1, E_1, F_1) , precisely,

$$\begin{aligned} V_1 &= V \setminus \partial S, & E_1 &= \{\{x, y\} \in E : x, y \in \text{int}(S)\}, \\ F_1 &= \{\sigma \in F : \sigma \subset \text{int}(S)\}. \end{aligned}$$

One can check that G_1 has nonnegative curvature, the total curvature of G_1 is $\frac{1}{12}$, and the neighbor of A in G , which is not X_1 and Y_1 , is of curvature $\frac{1}{12}$. Hence, this reduces the case of G_1 to Case 1 with $G = G_1$, and we can cut off a strip, M_1 or M_2 , from G_1 to get a new graph G_2 . Continuing this process by cutting off strips along the boundary, we get (1) in the theorem.

Case 2: All vertices on ∂S have vanishing curvature. In this case, the patterns of vertices along the boundary are $(3, 3, 3)$ or $(4, 4)$. If there exists a vertex on the boundary of pattern $(3, 3, 3)$ ($(4, 4)$ resp.), then the patterns of other vertices along the boundary are also $(3, 3, 3)$ ($(4, 4)$ resp.). This yields the strip L_1 (L_2 resp.) along the boundary. As in Case 1, we cut off the strip L_1 (or L_2) from the graph to obtain a new graph, which has nonnegative curvature and the total curvature $\frac{1}{12}$. For the new graph, if all vertices on the boundary have vanishing curvature, then we are in the situation of Case 2. So that we may cut off the strip L_1 (or L_2) in the new graph to get another graph. We continue this process unless we find some vertex on the boundary with non-vanishing curvature. This process stops in finite steps since the total curvature is positive and there is a vertex of non-vanishing curvature. In the last step, we are in the situation of Case 1. By the re-construction, we have (2) in the theorem. \square

In the next theorem, we find possible values of total curvatures of semi-planar graphs with boundary and with nonnegative curvature.

Theorem 6.7. *Let G be an infinite semiplanar graph with boundary and with nonnegative curvature. Then the total curvature of G is an integral multiple of $\frac{1}{12}$.*

Proof. We use the similar arguments as in the proof of Theorem 1.2. Without loss of generality, we assume that $S(G)$ is homeomorphic to the half-plane with boundary. One can find a (sufficient large) compact set $K \subset S(G)$ satisfying the following:

- K is the closure of a finite union of faces in $S(G)$ and is simply connected.
- $T(G) \subset K$.
- ∂K is a Jordan curve consisting of finitely many edges.
- $\partial K \cap \partial S$ contains at least one edge and is connected.
- For any vertex $x \in \overline{\partial K \setminus \partial S}$, $B_2(x) \cap T(G) = \emptyset$.

Set $V_1(K) := V \cap \overline{\partial K \setminus \partial S}$ and $V_2(K) := (V \cap K) \setminus V_1(K)$. The Gauss-Bonnet formula on K reads as

$$2\pi \sum_{x \in V_2(K) \setminus \partial S} \Phi(x) + \sum_{x \in V_2(K) \cap \partial S} (\pi - \theta_x) + \sum_{x \in V_1(K)} (\pi - \theta_x) = 2\pi,$$

where θ_x is the inner angle of x w.r.t. the set K . By (8), we have

$$2\pi \sum_{x \in V_2(K)} \Phi(x) + \sum_{x \in V_1(K)} (\pi - \theta_x) = 2\pi.$$

By the properties of K , $\sum_{x \in V_2(K)} \Phi(x) = \sum_{x \in T(G)} \Phi(x) = \Phi(G)$.

To prove the theorem, it suffices to show that $\sum_{x \in V_1(K)} (\pi - \theta_x)$ is an integral multiple of $\frac{\pi}{6}$. For any $x \in V_1(K) \cap \partial S$, since $\Phi(x) = 0$, Proposition 6.1 implies that the pattern of x is $(3, 6)$, $(4, 4)$ or $(3, 3, 3)$. We claim that for any $x \in V_1(K) \setminus \partial S$, the possible patterns of x are as follows:

$$(3, 12, 12), (4, 6, 12), (6, 6, 6), (3, 3, 4, 12), (3, 3, 6, 6), (3, 4, 4, 6), \\ (4, 4, 4, 4), (3, 3, 3, 3, 6), (3, 3, 3, 4, 4), (3, 3, 3, 3, 3, 3).$$

Let $x \in V_1(K) \setminus \partial S$. Consider the double of G , denoted by \tilde{G} . This induces the double of K , \tilde{K} , whose boundary is a Jordan curve. One can show that for any vertex $y \in \partial \tilde{K}$, the vertices in $\tilde{B}_2(y)$, the ball of radius two centered at y in the double \tilde{G} , have vanishing curvature and are of vertex degree at least three. By Lemma 3.1, we have the pattern list for y therein (and hence for x). To prove the claim, it suffices to exclude the pattern $(4, 8, 8)$ for the vertex x . We argue by contradiction. Suppose that $x = (4, 8, 8)$, then by Lemma 3.2, $y = (4, 8, 8)$ for any $y \in \partial \tilde{K}$. Since $\partial K \cap \partial S$ contains at least one edge, and hence, there is a vertex $y_0 \in \partial \tilde{K} \cap \partial S$. However, the pattern of y_0 in G is $(3, 6)$, $(4, 4)$ or $(3, 3, 3)$ which yields a contradiction. This proves the claim.

Hence, as in Case 2 in the proof of Theorem 1.2, by dividing dodecagons and hexagons into triangles and squares, we may assume that any face, which a vertex in $V_1(K)$ is incident to, is either a triangle or a square. Thus the inner angle of any vertex in $V_1(K)$ is of the form $m\frac{\pi}{2} + n\frac{\pi}{3}$ ($m, n \in \mathbb{Z}$), which yields that $\sum_{x \in V_1(K)} (\pi - \theta_x)$ is an integral multiple of $\frac{\pi}{6}$. This proves the theorem. \square

By this theorem, the total curvature of a semiplanar graph with boundary and with nonnegative curvature takes the value in

$$\left\{ \frac{i}{12} : 0 \leq i \leq 6, i \in \mathbb{Z} \right\}.$$

It is easy to construct an example for $i = 0$. We construct examples for $i = 1, 2, 3, 4, 6$, see Figures 44, 48, 49, 50 and 51. We ask whether one can construct an example with total curvature $\frac{5}{12}$ and propose the following conjecture.

Conjecture 6.8. *There is no semiplanar graph with boundary and with nonnegative curvature whose total curvature is $\frac{5}{12}$.*

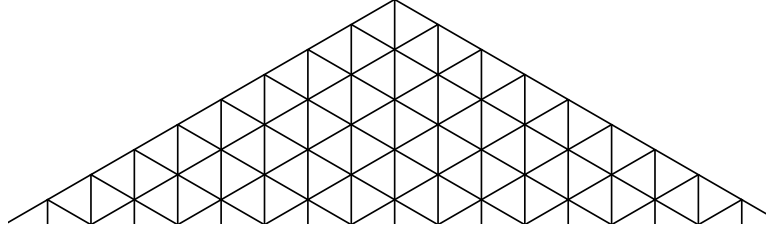


FIGURE 48. A graph with boundary and with total curvature $\frac{2}{12}$.




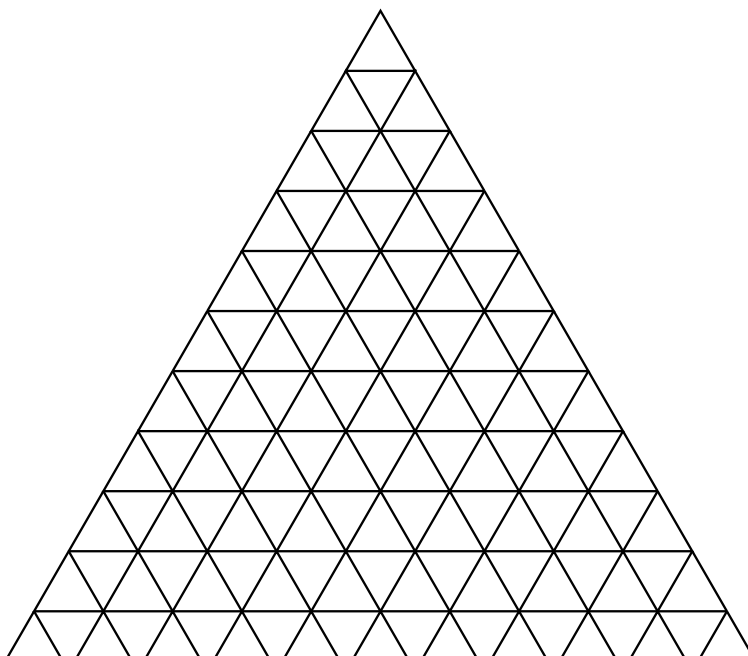

FIGURE 49. A graph with boundary and with total curvature $\frac{3}{12}$.

Acknowledgements. We thank Tamás Réti for many helpful discussions on the problems.

B. H. is supported by NSFC, grant no. 11401106. Y. S. is supported by NSF of Fujian Province through Grants 2016J01013, JAT160076.

REFERENCES

- [BBI01] D. Burago, Yu. Burago, and S. Ivanov. *A course in metric geometry*. Number 33 in Graduate Studies in Mathematics. American Mathematical Society, Providence, RI, 2001.
- [BGP92] Yu. Burago, M. Gromov, and G. Perelman. A. d. aleksandrov spaces with curvatures bounded below. *Russian Math. Surveys*, 47(2):1–58, 1992.

FIGURE 50. A graph with boundary and with total curvature $\frac{4}{12}$.FIGURE 51. A graph with boundary and with total curvature $\frac{6}{12}$.

- [BP01] O. Baues and N. Peyerimhoff. Curvature and geometry of tessellating plane graphs. *Discrete Comput. Geom.*, 25(1):141–159, 2001.
- [BP06] O. Baues and N. Peyerimhoff. Geodesics in non-positively curved plane tessellations. *Adv. Geom.*, 6(2):243–263, 2006.
- [CC08] B. Chen and G. Chen. Gauss-Bonnet Formula, Finiteness Condition, and Characterizations of Graphs Embedded in Surfaces. *Graphs and Combinatorics*, 24(3):159–183, 2008.
- [Che09] B. Chen. The Gauss-Bonnet formula of polytopal manifolds and the characterization of embedded graphs with nonnegative curvature. *Proc. Amer. Math. Soc.*, 137(5):1601–1611, 2009.
- [CM97] T. H. Colding and W. P. Minicozzi. Harmonic functions with polynomial growth. *J. Differential Geom.*, 46(1):1–77, 1997.
- [DM07] M. DeVos and B. Mohar. An analogue of the Descartes-Euler formula for infinite graphs and Higuchi’s conjecture. *Tran. Amer. Math. Soc.*, 7:3287–3300, 2007.
- [Gro87] M. Gromov. Hyperbolic groups. In *Essays in group theory*, number 8 in Math. Sci. Res. Inst. Publ., pages 75–263, Springer, New York, 1987.
- [GS97] B. Grünbaum and G. C. Shephard. *Tilings and patterns*. W. H. Freeman and Company, 1997.
- [Hig01] Y. Higuchi. Combinatorial curvature for planar graphs. *J. Graph Theory*, 38(4):220–229, 2001.

- [HJL02] O. Häggström, J. Jonasson, and R. Lyons. Explicit Isoperimetric Constants and Phase Transitions in the Random-Cluster Model. *The Annals of Probability*, 30(1):443–473, 2002.
- [HJL15] B. Hua, J. Jost, and S. Liu. Geometric analysis aspects of infinite semiplanar graphs with nonnegative curvature. *Journal für die reine und angewandte Mathematik*, 700:1–36, 2015.
- [HL16] B. Hua and Y. Lin. Curvature notions on graphs. *Front. Math. China*, 11(5):1275–1290, 2016.
- [HS03] Y. Higuchi and T. Shirai. Isoperimetric Constants of (d, f) -Regular Planar Graphs. *Interdisciplinary Information Sciences*, 9(2):221–228, 2003.
- [Ish90] M. Ishida. Pseudo-curvature of a graph. In *lecture at Workshop on topological graph theory*. Yokohama National University, 1990.
- [Kel10] Matthias Keller. The essential spectrum of the Laplacian on rapidly branching tessellations. *Mathematische Annalen*, 346:51–66, 2010.
- [Kel11] M. Keller. Curvature, geometry and spectral properties of planar graphs. *Discrete & Computational Geometry*, 46(3):500–525, 2011.
- [KP11] M. Keller and N. Peyerimhoff. Cheeger constants, growth and spectrum of locally tessellating planar graphs. *Math. Z.*, 268(3-4):871–886, 2011.
- [LPZ02] S. Lawrencenko, M. D. Plummer, and X. Zha. Isoperimetric Constants of Infinite Plane Graphs. *Discrete & Computational Geometry*, 28(3):313–330, August 2002.
- [Nev70] R. Nevanlinna. *Analytic functions. (Translated from the second German edition by Phillip Emig. Die Grundlehren der mathematischen Wissenschaften, Band 162)*. Springer-Verlag, New York-Berlin, 1970.
- [NS11] R. Nicholson and J. Sneddon. New graphs with thinly spread positive combinatorial curvature. *New Zealand J. Math.*, 41:39–43, 2011.
- [Oh17] B.-G. Oh. On the number of vertices of positively curved planar graphs. *Discrete Mathematics*, 340:1300–1310, 2017.
- [Per91] G. Perelman. Alexandrov’s spaces with curvature bounded from below II. *Preprint*, 1991.
- [RBK05] T. Réti, E. Bitay, and Z. Kosztolányi. On the polyhedral graphs with positive combinatorial curvature. *Acta Polytechnica Hungarica*, 2(2):19–37, 2005.
- [SST03] K. Shiohama, T. Shioya, and M. Tanaka. *The geometry of total curvature on complete open surfaces*. Number 159 in Cambridge Tracts in Mathematics. Cambridge University Press, Cambridge, 2003.
- [Sto76] D. Stone. A combinatorial analogue of a theorem of Myers. *Illinois J. Math.*, 20(1):12–21, 1976.
- [SY04] L. Sun and X. Yu. Positively curved cubic plane graphs are finite. *Journal of Graph Theory*, 47(4):241–274, 2004.
- [Woe98] W. Woess. A note on tilings and strong isoperimetric inequality. *Math. Proc. Camb. Phil. Soc.*, 124:385–393, 1998.
- [Xu14] G. Xu. Large time behavior of the heat kernel. *J. Differential Geom.*, 98(3):467–528, 2014.
- [Zha08] L. Zhang. A result on combinatorial curvature for embedded graphs on a surface. *Discrete Mathematics*, 308(24):6588–6595, 2008.
- [Žuk97] A. Žuk. On the norms of the random walks on planar graphs. *Annales de l’institut Fourier*, 47(5):1463–1490, 1997.

E-mail address: bobohua@fudan.edu.cn

SCHOOL OF MATHEMATICAL SCIENCES, LMNS, FUDAN UNIVERSITY, SHANGHAI 200433, CHINA

E-mail address: suyh@fzu.edu.cn

COLLEGE OF MATHEMATICS AND COMPUTER SCIENCE, FUZHOU UNIVERSITY, FUZHOU
350116, CHINA