

Active Learning for Cost-Sensitive Classification

Akshay Krishnamurthy ^{*1}, Alekh Agarwal ^{†2}, Tzu-Kuo Huang ^{‡3}, Hal Daumé III ^{§4}, and John Langford ^{¶2}

¹University of Massachusetts, Amherst, MA

²Microsoft Research, New York, NY

³Uber Advanced Technology Center, Pittsburgh, PA

⁴University of Maryland, College Park, MD

May 4, 2022

Abstract

We design an active learning algorithm for cost-sensitive multiclass classification: problems where different errors have different costs. Our algorithm, COAL, makes predictions by regressing to each label’s cost and predicting the smallest. On a new example, it uses a set of regressors that perform well on past data to estimate possible costs for each label. It queries only the labels that *could be* the best, ignoring the sure losers. We prove COAL can be efficiently implemented for any regression family that admits squared loss optimization; it also enjoys strong guarantees with respect to predictive performance and labeling effort. We empirically compare COAL to passive learning and several active learning baselines, showing significant improvements in labeling effort and test cost on real-world datasets.

1 Introduction

The field of active learning studies how to efficiently elicit relevant information so learning algorithms can make good decisions. Almost all active learning algorithms are designed for binary classification problems, leading to the natural question: How can active learning address more complex prediction problems? Multiclass and importance-weighted classification require only minor modifications but we know of no active learning algorithms that enjoy theoretical guarantees for more complex problems.

One such problem is cost-sensitive multiclass classification (CSMC). In CSMC with K classes, passive learners receive input examples x and cost vectors $c \in \mathbb{R}^K$, where $c(y)$ is the cost of predicting label y on x .¹ A natural design for an *active* CSMC learner then is to adaptively query the costs of only a (possibly empty) subset of labels on each x . Since measuring label complexity is more nuanced in CSMC (e.g., is it more

^{*}akshay@cs.umass.edu

[†]alekha@microsoft.com

[‡]tkhuang@protonmail.com

[§]hal@umiacs.umd.edu

[¶]jcl@microsoft.com

¹Cost here refers to prediction cost and not labeling effort or the cost of acquiring different labels.

expensive to query three costs on a single example or one cost on three examples?), we track both the number of examples for which at least one cost is queried, along with the total number of cost queries issued. The first corresponds to a fixed human effort for inspecting the example. The second captures the additional effort for judging the cost of each prediction, which depends on the number of labels queried. (By querying a label, we mean querying the cost of predicting that label given an example.)

In this setup, we develop a new active learning algorithm for CSMC called Cost Overlapped Active Learning (COAL). COAL assumes access to a set of regression functions, and, when processing an example x , it uses the functions with good past performance to compute the range of possible costs that each label might take. Naturally, COAL only queries labels with large cost range, akin to uncertainty-based approaches in active regression [10], but furthermore, it only queries labels that could possibly have the smallest cost, avoiding the uncertain, but surely suboptimal labels. The key algorithmic innovation is an efficient way to compute the cost range realized by good regressors. This computation, and COAL as a whole, only requires that the regression functions admit efficient squared loss optimization, in contrast with prior algorithms that require 0/1 loss optimization [7, 18].

Among our results, we prove that when processing n (unlabeled) examples with K classes and a regression class with pseudo-dimension d (See Definition 1),

1. The algorithm needs to solve $\mathcal{O}(Kn^5)$ regression problems over the function class (Corollary 2). Thus COAL runs in polynomial time for convex regression sets.
2. With no assumptions on the noise in the problem, the algorithm achieves generalization error $\tilde{\mathcal{O}}(\sqrt{Kd/n})$ and requests $\tilde{\mathcal{O}}(n\theta_2\sqrt{Kd})$ costs from $\tilde{\mathcal{O}}(n\theta_1\sqrt{Kd})$ examples (Theorems 3 and 6) where θ_1, θ_2 are the disagreement coefficients (Definition 2)². The worst case offers minimal improvement over passive learning, akin to active learning for binary classification.
3. With a Massart-type noise assumption (Assumption 3), the algorithm has generalization error $\tilde{\mathcal{O}}(Kd/n)$ while requesting $\tilde{\mathcal{O}}(Kd(\theta_2 + K\theta_1)\log n)$ labels from $\tilde{\mathcal{O}}(Kd\theta_1\log n)$ examples (Corollary 4, Theorem 7). Thus under favorable conditions, COAL requests *exponentially fewer* labels than passive learning.

We also derive generalization and label complexity bounds under a milder Tsybakov-type noise condition (Assumption 4). Existing lower bounds from binary classification [18] reveal that all of our results are optimal in their dependence on n . We also discuss some intuitive examples highlighting the benefits of using COAL.

CSMC provides a more expressive language for success and failure than multiclass classification, which allows learning algorithms to make the trade-offs necessary for good performance and broadens potential applications. For example, CSMC can naturally express partial failure in hierarchical classification [37]. Experimentally, we show that COAL substantially outperforms the passive learning baseline with orders of magnitude savings in the labeling effort on a number of hierarchical classification datasets (see Figure 1 for comparison between passive learning and COAL on Reuters text categorization).

CSMC also forms the basis of learning to avoid cascading failures in joint prediction tasks like structured prediction and reinforcement learning [15, 33, 12]. As our second application, we consider learning to search algorithms for joint or structured prediction, which operate by a reduction to CSMC. In this reduction, evaluating the cost of a class often involves a computationally expensive “roll-out,” so using an active learning algorithm inside such a passive joint prediction method can lead to significant computational savings. We show that using COAL within the AGGRAVATE algorithm [33, 12] reduces the number of roll-outs by a factor of $\frac{1}{4}$ to $\frac{3}{4}$ on several joint prediction tasks.

² $\tilde{\mathcal{O}}(\cdot)$ suppresses logarithmic dependence on n and K and d .

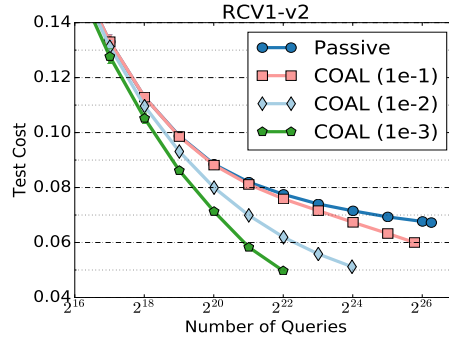


Figure 1: Empirical evaluation of COAL on Reuters text categorization dataset. Active learning achieves *better* test cost than passive, with a factor of 16 fewer queries. See Section 7 for details.

Our code is publicly available as part of the Vowpal Wabbit machine learning library³.

2 Related Work

Active learning is a thriving research area with many theoretical and empirical studies. We recommend the survey of Settles [35] for an overview of more empirical research. We focus here on theoretical results.

Castro and Nowak [9] study active learning with nonparametric decision sets, while Balcan et al. [6], Balcan and Long [4] focus on linear representations under distributional assumptions. The online learning community has also studied active learning of linear separators under adversarial assumptions in the selective sampling framework [11, 16, 30, 1]. These methods use query strategies that are specialized to linear representations and do not naturally generalize to other hypothesis classes.

Our work falls into the framework of *disagreement-based active learning*, which studies general hypothesis spaces typically in an agnostic setup (see Hanneke [18] for an excellent survey). Existing results study binary classification, while our work generalizes to CSMC, assuming that we can accurately predict costs using regression functions from our class. One difference that is natural for CSMC is that our query rule checks the range of predicted costs for a label.

The other main difference is that we use a square loss oracle to search the version space. In contrast, prior work either explicitly enumerates the version space [5, 42] or uses a 0/1 loss *classification* oracle for the search [14, 7, 8, 22]. In most instantiations, the oracle solves an NP-hard problem and so does not directly lead to an efficient algorithm, although practical implementations using heuristics are still quite effective. Our approach instead uses a squared-loss *regression* oracle, which can be implemented efficiently via convex optimization and leads to a polynomial time algorithm.

Supervised learning oracles that solve NP-hard optimization problems in the worst case have been used in other problems including contextual bandits [2, 39] and structured prediction [15]. Thus we hope that our work can inspire new algorithms for these settings as well.

Lastly, we mention that square loss regression has been used to estimate costs for passive CSMC [25], but, to our knowledge, using a square loss oracle for active CSMC is new.

³<http://hunch.net/~vw>

Advances over Krishnamurthy et al. [24]. Active learning for CSMC was introduced recently in Krishnamurthy et al. [24] with an algorithm that also uses cost ranges to decide where to query. They compute cost ranges by using the regression oracle to perform a binary search for the maximum and minimum costs, but this computation results in a sub-optimal label complexity bound. We resolve this sub-optimality with a novel cost range computation that is inspired by the multiplicative weights technique for solving linear programs. This algorithmic improvement also requires a significantly more sophisticated statistical analysis for which we derive a novel uniform Freedman-type inequality for classes with bounded pseudo-dimension. This result may be of independent interest.

Krishnamurthy et al. [24] also introduce an online approximation for additional scalability and use this algorithm for their experiments. Our empirical results use this same online approximation and are slightly more comprehensive. Finally, we also derive generalization and label complexity bounds for our algorithm in a setting inspired by Tsybakov’s low noise condition [28, 41].

3 Problem Setting and Notation

We study cost-sensitive multiclass classification (CSMC) problems with K classes, where there is an instance space \mathcal{X} , a label space $\mathcal{Y} = \{1, \dots, K\}$, and a distribution \mathcal{D} supported on $\mathcal{X} \times [0, 1]^K$.⁴ If $(x, c) \sim \mathcal{D}$, we refer to c as the *cost-vector*, where $c(y)$ is the cost of predicting $y \in \mathcal{Y}$. A classifier $h : \mathcal{X} \rightarrow \mathcal{Y}$ has expected cost $\mathbb{E}_{(x,c) \sim \mathcal{D}}[c(h(x))]$ and we aim to find a classifier with minimal expected cost.

Let $\mathcal{G} \triangleq \{g : \mathcal{X} \mapsto [0, 1]\}$ denote a set of base regressors and let $\mathcal{F} \triangleq \mathcal{G}^K$ denote a set of vector regressors where the y^{th} coordinate of $f \in \mathcal{F}$ is written as $f(\cdot; y)$. The set of classifiers under consideration is $\mathcal{H} \triangleq \{h_f \mid f \in \mathcal{F}\}$ where each f defines a classifier $h_f : \mathcal{X} \mapsto \mathcal{Y}$ by

$$h_f(x) \triangleq \underset{y}{\operatorname{argmin}} f(x; y). \quad (1)$$

When using a set of regression functions for a classification task, it is natural to assume that the expected costs under \mathcal{D} can be predicted well by some function in the set. This motivates the following realizability assumption.

Assumption 1 (Realizability). *Define the Bayes-optimal regressor f^* , which has $f^*(x; y) \triangleq \mathbb{E}_c[c(y)|x]$, $\forall x \in \mathcal{X}$ (with $\mathcal{D}(x) > 0$), $y \in \mathcal{Y}$. We assume that $f^* \in \mathcal{F}$.*

While f^* is always well defined, note that the cost itself may be noisy. In comparison with our assumption, the existence of a zero-cost classifier in \mathcal{H} (which is often assumed in active learning) is stronger, while the existence of h_{f^*} in \mathcal{H} is weaker but has not been leveraged in active learning.

We also require assumptions on the complexity of the class \mathcal{G} to perform statistical analysis. To this end, we assume that \mathcal{G} is a compact convex set with finite pseudo-dimension, which is a natural extension of VC-dimension for real-valued predictors.

Definition 1 (Pseudo-dimension). *The pseudo-dimension $\operatorname{Pdim}(\mathcal{F})$ of a function class $\mathcal{F} : \mathcal{X} \rightarrow \mathbb{R}$ is defined as the VC-dimension of the set of threshold functions $\mathcal{H}^+ \triangleq \{(x, \xi) \mapsto \mathbf{1}\{f(x) > \xi\} : f \in \mathcal{F}\} \subset \mathcal{X} \times \mathbb{R} \rightarrow \{0, 1\}$.*

Assumption 2. *We assume that \mathcal{G} is a compact convex set with $\operatorname{Pdim}(\mathcal{G}) = d < \infty$*

⁴In general, labels just serve as indices for the cost vector in CSMC, and the data distribution is over (x, c) pairs instead of (x, y) pairs as in binary and multiclass classification.

Our analysis uses the fact that classes with bounded pseudo-dimension have “parametric” covering numbers of the form $(1/\epsilon)^d$ but can be stated entirely in terms of covering numbers. As a consequence, our results extend to classes with “nonparametric” growth rates as well, although we focus on the parametric case for simplicity. Note that this is a significant departure from Krishnamurthy et al. [24], which assumed that \mathcal{G} was finite.

Our assumption that \mathcal{G} is a compact convex set introduces a computational challenging of managing this infinitely large set. Indeed, several early results on active learning and other information acquisition problems assume the hypothesis space is finite and enumerate the class [13, 5, 21], which is clearly not possible in our setting. To address this challenge, we follow the trend in active learning of leveraging existing algorithmic research on supervised learning [14, 8, 7] and access \mathcal{G} exclusively through a *regression oracle*. Given an importance-weighted dataset $D = \{x_i, c_i, w_i\}_{i=1}^n$ where $x_i \in \mathcal{X}$, $c_i \in \mathbb{R}$, $w_i \in \mathbb{R}_+$, the regression oracle computes

$$\text{ORACLE}(D) \in \operatorname{argmin}_{g \in \mathcal{G}} \sum_{i=1}^n w_i (g(x_i) - c_i)^2. \quad (2)$$

Since we assume that \mathcal{G} is a compact convex set it is amenable to standard convex optimization techniques, so this imposes no additional restriction. However, in the special case of linear functions, this optimization is just least squares and can be computed in closed form. Note that this is fundamentally different from prior works that use a 0/1-loss minimization oracle [14, 8, 7], which involves an NP-hard optimization in most cases of interest.

Given a set of examples and queried costs, we often restrict attention to regression functions that predict these costs well and assess the uncertainty in their predictions given a new example x . For a subset of regressors $G \subset \mathcal{G}$, we measure uncertainty over possible cost values for x with

$$\gamma(x, G) \triangleq c_+(x, G) - c_-(x, G), \quad c_+(x, G) \triangleq \max_{g \in G} g(x), \quad c_-(x, G) \triangleq \min_{g \in G} g(x). \quad (3)$$

For vector regressors $F \subset \mathcal{F}$, we define the *cost range* for a label y given x as $\gamma(x, y, F) \triangleq \gamma(x, G_F(y))$ where $G_F(y) \triangleq \{f(\cdot; y) \mid f \in F\}$ are the base regressors induced by F for y .

To measure the labeling effort, we track the number of examples for which even a single cost is queried as well as the total number of queries. This bookkeeping captures settings where the editorial effort for inspecting an example is high but each cost requires minimal further effort, as well as those where each cost requires substantial effort. Formally, we define $Q_i(y) \in \{0, 1\}$ to be the indicator that the algorithm queries label y on the i^{th} example and measure

$$L_1 \triangleq \sum_{i=1}^n \bigvee_y Q_i(y), \text{ and } L_2 \triangleq \sum_{i=1}^n \sum_y Q_i(y). \quad (4)$$

4 Cost Overlapped Active Learning

The pseudocode for our algorithm, Cost Overlapped Active Learning (COAL), is given in Algorithm 1. Given an example x , COAL queries the costs of some of the labels y for x . These costs are chosen by (1) computing a set of good regression functions based on the past data (i.e., the version space), (2) computing the range of predictions achievable by these functions for each y , and (3) querying each y that could be the best label *and* has substantial uncertainty. We now detail each step.

Algorithm 1: Cost Overlapped Active Learning (COAL)

```

1: Input: Regressors  $\mathcal{G}$ , failure probability  $\delta \leq 1/e$ .
2: Set  $\psi_i = 1/\sqrt{i}$ ,  $\kappa = 3$ ,  $\nu_n = 324(d \log(n) + \log(8Ke(d+1)n^2/\delta))$ .
3: Set  $\Delta_i = \kappa \min\{\frac{\nu_n}{i-1}, 1\}$ .
4: for  $i = 1, 2, \dots, n$  do
5:    $g_{i,y} \leftarrow \arg \min_{g \in \mathcal{G}} \widehat{R}_i(g; y)$ . (See (5)).
6:   Define  $f_i \leftarrow \{g_{i,y}\}_{y=1}^K$ .
7:   (Implicitly define)  $\mathcal{G}_i(y) \leftarrow \{g \in \mathcal{G}_{i-1}(y) \mid \widehat{R}_i(g; y) \leq \widehat{R}_i(g_{i,y}; y) + \Delta_i\}$ .
8:   Receive new example  $x$ .  $Q_i(y) \leftarrow 0, \forall y \in \mathcal{Y}$ .
9:   for every  $y \in \mathcal{Y}$  do
10:     $\widehat{c}_+(y) \leftarrow \text{MAXCOST}((x, y), \psi_i/4)$  and  $\widehat{c}_-(y) \leftarrow \text{MINCOST}((x, y), \psi_i/4)$ .
11:   end for
12:    $Y' \leftarrow \{y \in \mathcal{Y} \mid \widehat{c}_-(y) \leq \min_{y'} \widehat{c}_+(y')\}$ .
13:   if  $|Y'| > 1$  then
14:     $Q_i(y) \leftarrow 1$  if  $y \in Y'$  and  $\widehat{c}_+(y) - \widehat{c}_-(y) > \psi_i$ .
15:   end if
16:   Query costs of each  $y$  with  $Q_i(y) = 1$ .
17: end for

```

To compute an approximate version space we first find the regression function that minimizes the empirical risk for each label y , which at round i is:

$$\widehat{R}_i(g; y) \triangleq \frac{1}{i-1} \sum_{j=1}^{i-1} (g(x_j) - c_j(y))^2 Q_j(y). \quad (5)$$

Recall that $Q_j(y)$ is the indicator that we query label y on the j^{th} example. Computing the minimizer requires one oracle call. We implicitly construct the version space $\mathcal{G}_i(y)$ in Line 7 as the surviving regressors with low square loss regret to the empirical risk minimizer. The tolerance on this regret is Δ_i at round i , which scales like $\tilde{O}(d/i)$, where recall that d is the pseudo-dimension of the class \mathcal{G} .

COAL then computes the maximum and minimum costs predicted by the version space $\mathcal{G}_i(y)$ on the new example x . Since the true expected cost is $f^*(x; y)$ and, as we will see, $f^*(\cdot; y) \in \mathcal{G}_i(y)$, these quantities serve as a confidence bound for this value. The computation is done by the MAXCOST and MINCOST subroutines which produce approximations to $c_+(x, \mathcal{G}_i(y))$ and $c_-(x, \mathcal{G}_i(y))$ respectively (See (3)).

Finally, using the predicted costs, COAL issues (possibly zero) queries. The algorithm queries any *non-dominated* label that has a large *cost range*, where a label is non-dominated if its estimated minimum cost is smaller than the smallest maximum cost (among all other labels) and the cost range is the difference between the label's estimated maximum and minimum costs.

Intuitively, COAL queries the cost of every label which cannot be ruled out as having the smallest cost on x , but only if there is sufficient ambiguity about the actual value of the cost. The idea is that labels with little disagreement do not provide much information for further reducing the version space, since by construction all regressors would suffer similar square loss. Moreover, only the labels that could be the best need to be queried at all, since the cost-sensitive performance of a hypothesis h_f depends only on the label that it predicts. Hence, labels that are dominated or have small cost range need not be queried.

Similar query strategies have been used in prior works on binary and multiclass classification [30, 16, 1], but specialized to linear representations. The key advantage of the linear case is that the set $\mathcal{G}_i(y)$ (formally,

Algorithm 2: MAXCOST

- 1: Input: (x, y) , tolerance TOL, (implicitly) risk functionals $\{\widehat{R}_j(\cdot; y)\}_{j=1}^i$.
 - 2: Compute $g_{j,y} = \operatorname{argmin}_{g \in \mathcal{G}} \widehat{R}_j(g; y)$ for each j .
 - 3: Let $\Delta_j = \kappa \min\{\frac{\nu_n}{j-1}, 1\}$, $\tilde{\Delta}_j = \widehat{R}_j(g_{j,y}; y) + \Delta_j$ for each j .
 - 4: Initialize parameters: $c_\ell \leftarrow 0, c_h \leftarrow 1, T \leftarrow \frac{\log(i+1)(12/\Delta)^2}{\text{TOL}^4}, \eta \leftarrow \sqrt{\log(i+1)/T}$.
 - 5: **while** $|c_\ell - c_h| > \text{TOL}^2/2$ **do**
 - 6: $c \leftarrow \frac{c_h + c_\ell}{2}$
 - 7: $\mu^{(1)} \leftarrow \mathbf{1} \in \mathbb{R}^{i+1}$. ▷ Use MW to check feasibility of Program (9).
 - 8: **for** $t = 1, \dots, T$ **do**
 - 9: Use the regression oracle to find
 - $$g_t \leftarrow \operatorname{argmin}_{g \in \mathcal{G}} \mu_0^{(t)} (g(x) - 1)^2 + \sum_{j=1}^i \mu_j^{(t)} \widehat{R}_j(g; y) \quad (6)$$
 - 10: If the objective in (6) for g_t is at least $\mu_0^{(t)} c + \sum_{j=1}^i \mu_j^{(t)} \tilde{\Delta}_j$, $c_\ell \leftarrow c$, go to 5.
 - 11: Update
 - $$\mu_j^{(t+1)} \leftarrow \mu_j^{(t)} \left(1 - \eta \frac{\tilde{\Delta}_j - \widehat{R}_j(g_t; y)}{\Delta_j + 1} \right), \quad \mu_0^{(t+1)} \leftarrow \mu_0^{(t)} \left(1 - \eta \frac{c - (g_t(x) - 1)^2}{2} \right).$$
 - 12: **end for**
 - 13: $c_h \leftarrow c$.
 - 14: **end while**
 - 15: Return $\widehat{c}_+(y) = 1 - \sqrt{c_\ell}$.
-

a different set with similar properties) along with the maximum and minimum costs have closed form expressions, so that the algorithms are easily implemented. However, with a general set \mathcal{G} and a regression oracle, computing these confidence intervals is less straightforward. We use the MAXCOST and MINCOST subroutines, and discuss this aspect of our algorithm next.

4.1 Efficient Computation of Cost Range

In this section, we describe the MAXCOST subroutine which uses the regression oracle to approximate the maximum cost on label y realized by $\mathcal{G}_i(y)$, as defined in (3). The minimum cost computation requires only minor modifications that we discuss at the end of the section.

Describing the algorithm requires some additional notation. Let $\tilde{\Delta}_j \triangleq \Delta_j + \widehat{R}_j(g_{j,y}; y)$ be the right hand side of the constraint defining the version space at round j , where $g_{j,y}$ is the ERM at round j for label y , $\widehat{R}_j(\cdot; y)$ is the risk functional, and Δ_j is the radius used in COAL. Note that this quantity can be efficiently computed since $g_{j,y}$ can be found with a single oracle call. Due to the requirement that $g \in \mathcal{G}_{i-1}(y)$ in the definition of $\mathcal{G}_i(y)$, an equivalent representation is $\mathcal{G}_i(y) = \bigcap_{j=1}^i \{g : \widehat{R}_j(g; y) \leq \tilde{\Delta}_j\}$. Our approach is based on the observation that given an example x and a label y at round i , finding a function $g \in \mathcal{G}_i(y)$ which

predicts the maximum cost for the label y on x is equivalent to solving the minimization problem:

$$\text{minimize}_{g \in \mathcal{G}} (g(x) - 1)^2 \quad \text{such that} \quad \forall 1 \leq j \leq i, \hat{R}_j(g; y) \leq \tilde{\Delta}_j. \quad (7)$$

Given this observation, our strategy will be to find an approximate solution to the problem (7) and it is not difficult to see that this also yields an approximate value for the maximum predicted cost on x for the label y .

In Algorithm 2, we show how to efficiently solve this program using the regression oracle. We begin by exploiting the convexity of the set \mathcal{G} , meaning that we can further rewrite the optimization problem (7) as

$$\text{minimize}_{P \in \Delta(\mathcal{G})} \mathbb{E}_{g \sim P} [(g(x) - 1)^2] \quad \text{such that} \quad \forall 1 \leq j \leq i, \mathbb{E}_{g \sim P} [\hat{R}_j(g; y)] \leq \tilde{\Delta}_j. \quad (8)$$

The above rewriting is effectively cosmetic as $\mathcal{G} = \Delta(\mathcal{G})$ by the definition of convexity, but the upshot is that our rewriting results in both the objective and constraints being linear in the optimization variable P . Thus, effectively wish to solve a linear program in P , with our computational tool being a regression oracle over the set \mathcal{G} . To do this, we create a series of feasibility problems, where we repeatedly guess the optimal objective value for the problem (8) and then check whether there is indeed a distribution P which satisfies all the constraints and gives the posited objective value. That is, we check

$$?\exists P \in \Delta(\mathcal{G}) \text{ such that } \mathbb{E}_{g \sim P} (g(x) - 1)^2 \leq c \text{ and } \forall 1 \leq j \leq i, \mathbb{E}_{g \sim P} \hat{R}_j(g; y) \leq \tilde{\Delta}_j. \quad (9)$$

If we find such a solution, we increase our guess, else we reduce the guess and proceed till we localize the optimal value to a small enough interval.

It remains to specify how to solve the feasibility problem (9). Noting that this is a linear feasibility problem, we jointly invoke the Multiplicative Weights (MW) algorithm and the regression oracle in order to either find an approximately feasible solution or certify the problem as infeasible. MW is an iterative algorithm that maintains weights μ over the constraints. At each iteration it (1) collapses the constraints into one, by taking a linear combination weighted by μ , (2) checks feasibility of the simpler problem with a single constraint, and (3) if the simpler problem is feasible, it updates the weights using the slack of the proposed solution. Details of steps (1) and (3) are described in Algorithm 2.

For step (2), the simpler problem that we must solve takes the form

$$?\exists P \in \Delta(\mathcal{G}) \text{ such that } \mu_0 \mathbb{E}_{g \sim P} (g(x) - 1)^2 + \sum_{j=1}^i \mu_j \mathbb{E}_{g \sim P} \hat{R}_j(g; y) \leq \mu_0 c + \sum_{j=1}^i \mu_j \tilde{\Delta}_j.$$

This program can be solved by a single call to the regression oracle, since all terms on the left-hand-side involve square losses while the right hand side is a constant. Thus we can efficiently implement the MW algorithm using the regression oracle. Finally, recalling that the above description is for a fixed value of objective c , and recalling that the maximum can be approximated by a binary search over c leads to an oracle-based algorithm for computing the maximum cost. For this procedure, we have the following computational guarantee.

Theorem 1. *Algorithm 2 returns an estimate $\hat{c}_+(x; y)$ such that $c_+(x; y) \leq \hat{c}_+(x; y) \leq c_+(x; y) + \text{TOL}$ and runs in polynomial time with $\mathcal{O}(\max\{1, i^2/\Delta^2\} \log(i) \log(1/\text{TOL})/\text{TOL}^4)$ calls to the regression oracle.*

The minimum cost can be estimated in exactly the same way, replacing the objective $(g(x) - 1)^2$ with $(g(x) - 0)^2$ in Program (7). In COAL, we set $\text{TOL} = 1/\sqrt{i}$ at iteration i and have $\Delta = \tilde{\mathcal{O}}(d)$. As a consequence, we can bound the total oracle complexity after processing n examples.

Corollary 2. *After processing n examples, COAL makes $\tilde{O}(K(d^3 + n^5/d^2))$ calls to the square loss oracle.*

Thus COAL can be implemented in polynomial time for any set \mathcal{G} that admits efficient square loss optimization. Compared to Krishnamurthy et al. [24] which required $\mathcal{O}(n^2)$ oracle calls, the guarantee here is, at face value, worse, since the algorithm is slower. However, the algorithm enforces a much stronger constraint on the version space which leads to a much better statistical analysis, as we will discuss next. Nevertheless, these algorithms that use batch square loss optimization in an iterative or sequential fashion are too computational demanding to scale to larger problems. Our implementation alleviates this with an alternative heuristic approximation based on a sensitivity analysis of the oracle, which we detail in Section 7.

5 Generalization Analysis

In this section, we derive generalization guarantees for COAL. We study three settings: one with minimal assumptions and two low-noise settings.

Our first low-noise assumption is related to the Massart noise condition [29], which in binary classification posits that the Bayes optimal predictor is bounded away from $1/2$ for all x . Our condition generalizes this to CSMC and posits that the expected cost of the best label is separated from the expected cost of all other labels.

Assumption 3. *A distribution \mathcal{D} supported over (x, c) pairs satisfies the Massart noise condition with parameter $\tau > 0$, if for all x (with $\mathcal{D}(x) > 0$),*

$$f^*(x; y^*(x)) \leq \min_{y \neq y^*(x)} f^*(x; y) - \tau,$$

where $y^*(x) \triangleq \operatorname{argmin}_y f^*(x; y)$ is the true best label for x .

The Massart noise condition describes favorable prediction problems that lead to sharper generalization and label complexity bounds for COAL. We also study a milder noise assumption, inspired by the Tsybakov condition [28, 41], again generalized to CSMC. See also Agarwal [1].

Assumption 4. *A distribution \mathcal{D} supported over (x, c) pairs satisfies the Tsybakov noise condition with parameters (τ_0, α, β) if for all $0 \leq \tau \leq \tau_0$,*

$$\mathbb{P}_{x \sim \mathcal{D}} \left[\min_{y \neq y^*(x)} f^*(x; y) - f^*(x; y^*(x)) \leq \tau \right] \leq \beta \tau^\alpha$$

where $y^*(x) \triangleq \operatorname{argmin}_y f^*(x; y)$.

Observe that the Massart noise condition in Assumption 3 is a limiting case of the Tsybakov condition, with $\tau = \tau_0$ and $\alpha \rightarrow \infty$. The Tsybakov condition states that it is polynomially unlikely for the cost of the best label to be close to the cost of the other labels. This condition has been used in previous work on cost-sensitive active learning [1] and is also related to the condition studied by Castro and Nowak [9] with the translation that $\alpha = \frac{1}{\kappa-1}$, where $\kappa \in [0, 1]$ is their noise level.

Our generalization bound is stated in terms of the noise level in the problem so that they can be readily adapted to the favorable assumptions. We define the noise level using the following quantity, given any $\zeta > 0$.

$$P_\zeta \triangleq \Pr_{x \sim \mathcal{D}} \left[\min_{y \neq y^*(x)} f^*(x; y) - f^*(x; y^*(x)) \leq \zeta \right]. \quad (10)$$

P_ζ describes the probability that the expected cost of the best label is close to the expected cost of the second best label. When P_ζ is small for large ζ the labels are well-separated so learning is easier. For instance, under a Massart condition $P_\zeta = 0$ for all $\zeta \leq \tau$.

We now state our generalization guarantee.

Theorem 3. *For any $\delta < 1/e$, for all $i \in [n]$, with probability at least $1 - \delta$, we have*

$$\mathbb{E}_{x,c}[c(h_{f_{i+1}}(x)) - c(h_{f^*}(x))] \leq \min_{\zeta > 0} \left\{ \zeta P_\zeta + \frac{32K\nu_n}{\zeta i} \right\},$$

where ν_n , f_i are defined in Algorithm 1, and h_{f_i} is defined in (1).

In the worst case, we bound P_ζ by 1 and optimize for ζ to obtain an $\tilde{O}(\sqrt{Kd \log(1/\delta)/i})$ bound after i samples, where recall that d is the pseudo-dimension of \mathcal{G} . This agrees with the standard generalization bound of $O(\sqrt{\text{Pdim}(\mathcal{F}) \log(1/\delta)/i})$ for VC-type classes because $\mathcal{F} = \mathcal{G}^K$ has $O(Kd)$ statistical complexity. However, since the bound captures the difficulty of the CSMC problem as measured by P_ζ , we can obtain a sharper result under Assumptions 3 and 4 by appropriately setting ζ .

Corollary 4. *Under Assumption 3, for any $\delta < 1/e$, with probability at least $1 - \delta$, for all $i \in [n]$, we have*

$$\mathbb{E}_{x,c}[c(h_{f_{i+1}}(x)) - c(h_{f^*}(x))] \leq \frac{32K\nu_n}{i\tau}.$$

Corollary 5. *Under Assumption 4, for any $\delta < 1/e$, with probability at least $1 - \delta$, for all $\frac{32\nu_n}{\beta\tau_0^{\alpha+2}} \leq i \leq n$, we have*

$$\mathbb{E}_{x,c}[c(h_{f_{i+1}}(x)) - c(h_{f^*}(x))] \leq 2\beta^{\frac{1}{\alpha+2}} \left(\frac{32\nu_n}{i} \right)^{\frac{\alpha+1}{\alpha+2}}$$

Thus, Massart and Tsybakov-type conditions lead to a faster convergence rate of $\tilde{O}(1/n)$ and $\tilde{O}(n^{-\frac{\alpha+1}{\alpha+2}})$. This agrees with the literature on active learning for classification [29] and can be viewed as a generalization to CSMC. Both generalization bounds match the optimal rates for binary classification under the analogous low-noise assumptions [29, 41]. We emphasize that COAL obtains these bounds as is, without changing any parameters, and hence COAL is *adaptive* to favorable noise conditions.

6 Label Complexity Analysis

Without distributional assumptions, the label complexity of COAL can be $\mathcal{O}(n)$, just as in the binary classification case, since there may always be confusing labels that force querying. In line with prior work, we introduce two *disagreement coefficients* that characterize favorable distributional properties. We first define a set of good classifiers, the *cost-sensitive regret ball*:

$$\mathcal{F}_{\text{csr}}(r) \triangleq \left\{ f \in \mathcal{F} \mid \mathbb{E}[c(h_f(x)) - c(h_{f^*}(x))] \leq r \right\}.$$

We now define the disagreement coefficients.

Definition 2 (Disagreement coefficients). *Define*

$$DIS(r, y) \triangleq \{x \mid \exists f, f' \in \mathcal{F}_{csr}(r), h_f(x) = y \neq h_{f'}(x)\}.$$

Then the disagreement coefficients are defined as:

$$\begin{aligned}\theta_1 &\triangleq \sup_{\psi, r > 0} \frac{\psi}{r} \mathbb{P}(\exists y \mid \gamma(x, y, \mathcal{F}_{csr}(r)) > \psi \wedge x \in DIS(r, y)), \\ \theta_2 &\triangleq \sup_{\psi, r > 0} \frac{\psi}{r} \sum_y \mathbb{P}(\gamma(x, y, \mathcal{F}_{csr}(r)) > \psi \wedge x \in DIS(r, y)).\end{aligned}$$

Intuitively, the conditions in both coefficients correspond to the checks on the *domination* and *cost range* of a label in Lines 12 and 14 of Algorithm 1. Specifically, when $x \in DIS(r, y)$, there is confusion about whether y is the optimal label or not, and hence y is not dominated. The condition on $\gamma(x, y, \mathcal{F}_{csr}(r))$ additionally captures the fact that a small cost range provides little information, even when y is non-dominated. Collectively, the coefficients capture the probability of an example x where the good classifiers disagree on x in both predicted costs and labels. Importantly, the notion of good classifiers is via the algorithm-independent set $\mathcal{F}_{csr}(r)$, and is only a property of \mathcal{F} and the data distribution.

The definitions are a natural adaptation from binary classification [18], where a similar disagreement region to $DIS(r, y)$ is used. Our definition asks for confusion about the optimality of a specific label y , which provides more detailed information about the cost-structure than simply asking for any confusion among the good classifiers. The $1/r$ scaling leads to bounded coefficients in many examples [18], and we also scale by the cost range parameter ψ , so that the favorable settings for active learning can be concisely expressed as having θ_1, θ_2 bounded, as opposed to a complex function of ψ .

The next three results bound the labeling effort, defined in (4), in the high noise and low noise cases respectively. The low noise assumptions enables a significantly sharper bound.

Theorem 6. *With probability at least $1 - 2\delta$, the label complexity of the algorithm over n examples is at most*

$$\begin{aligned}L_1 &= \mathcal{O}\left(n\theta_1\sqrt{K\nu_n} + \log(1/\delta)\right), \\ L_2 &= \mathcal{O}\left(n\theta_2\sqrt{K\nu_n} + K\log(1/\delta)\right).\end{aligned}$$

Theorem 7. *Assume the Massart noise condition holds. With probability at least $1 - 2\delta$ the label complexity of the algorithm over n examples is at most*

$$\begin{aligned}L_1 &= \mathcal{O}\left(\frac{K\log(n)\nu_n}{\tau^2}\theta_1 + \log(1/\delta)\right), \\ L_2 &= \mathcal{O}\left(\frac{K\log(n)\nu_n}{\tau^2}[K\theta_1 + \theta_2] + K\log(1/\delta)\right).\end{aligned}$$

Theorem 8. *Assume the Tsybakov noise condition holds. With probability at least $1 - 2\delta$ the label complexity of the algorithm over n examples is at most*

$$\begin{aligned}L_1 &= \mathcal{O}\left(\theta_1^{\frac{\alpha}{\alpha+1}}(K\nu_n)^{\frac{\alpha}{\alpha+2}}n^{\frac{2}{\alpha+2}} + \log(1/\delta)\right), \\ L_2 &= \mathcal{O}\left((K\theta_1 + \theta_2)^{\frac{\alpha}{\alpha+1}}(K\nu_n)^{\frac{\alpha}{\alpha+2}}n^{\frac{2}{\alpha+2}} + K\log(1/\delta)\right).\end{aligned}$$

In the high-noise case, the bounds scale with $n\theta$ for the respective coefficients. This agrees with results in binary classification, where at best constant-factor savings over passive learning are possible [18, 22]. On the other hand, in both low noise cases the label complexity scales sublinearly with n , which improves over passive learning. In particular, under the Massart condition, both L_1 and L_2 bounds scale with $\theta \log(n)$ for the respective disagreement coefficients, which is an *exponential improvement* over passive learning. Under the milder Tsybakov condition, the bounds scale with $\theta^{\frac{\alpha}{\alpha+1}} n^{\frac{2}{\alpha+2}}$, which improves polynomially over passive learning. These label complexity bounds agree with analogous results from binary classification [9, 18, 19] in their dependence on n .

Note that θ_2 can be much smaller than $K\theta_1$, as demonstrated through an example in the next section. In such cases, only a few labels are ever queried and the L_2 bound in the high noise case reflects this additional savings over passive learning. Unfortunately, in low noise conditions, the L_2 bound depends directly on $K\theta_1$, so that we do not benefit when $\theta_2 \ll K\theta_1$. This can be resolved by letting ψ_i in the algorithm depend on the noise level τ , but we prefer to use the more robust choice $\psi_i = 1/\sqrt{i}$ which still allows COAL to partially *adapt* to low noise and achieve low label complexity.

The main improvement over Krishnamurthy et al. [24] is demonstrated in the label complexity bounds under low noise assumptions. For example, under Massart noise, our bound has the optimal $\log(n)/\tau^2$ rate, while the bound in Krishnamurthy et al. [24] is exponentially worse, scaling with n^β/τ^2 for $\beta \in (0, 1)$. This improvement comes from explicitly enforcing monotonicity of the version space, so that once a regressor is eliminated it can never force COAL to query again. Algorithmically, computing the maximum and minimum costs with the monotonicity constraint is much more challenging and requires the new subroutine using MW.

6.1 Two Examples

We now describe two examples to give more intuition for COAL and our label complexity bounds. Even in the low noise case, our label complexity analysis does not demonstrate all of the potential benefits of our query rule. In this section we give two related examples to further demonstrate these advantages.

Our first example shows the benefits of using the domination criterion in querying, in addition to the cost range condition. Consider a problem under Assumption 3, where the optimal cost is predicted perfectly, the second best cost is τ worse and all the other costs are substantially worse, but with variability in the predictions. Since all classifiers predict the correct label, we get $\theta_1 = \theta_2 = 0$, so our label complexity bound is $\mathcal{O}(1)$. Intuitively, since every regressor is certain of the optimal label and its cost, we actually make zero queries. On the other hand, all of the suboptimal labels have large cost ranges, so querying based solely on a cost range criteria, as would happen with an active regression algorithm [10], leads to a large label complexity.

A related example demonstrates the improvement in our query rule over more naïve approaches where we query either no label or all labels, which is the natural generalization of query rules from multiclass classification [1]. In the above example, if the best and second best labels are confused occasionally θ_1 may be large, but we expect $\theta_2 \ll K\theta_1$ since no other label can be confused with the best. Thus, the L_2 bound in Theorem 6 is a factor of K smaller than with a naïve query rule since COAL only queries the best and second best labels. Unfortunately, without setting ψ_i as a function of the noise parameters, the bounds in the low noise cases do not reflect this behavior.

7 Experiments

We now turn to an empirical evaluation of COAL. For further computational efficiency, we implemented an approximate version of COAL using *online optimization*, based on online linear least-squares regression. The

algorithm processes the data in one pass, and the idea is to (1) replace $g_{i,y}$, the ERM, with an approximation $g_{i,y}^o$ obtained by online updates, and (2) compute the minimum and maximum costs via a sensitivity analysis of the online update. We describe this algorithm in detail in Subsection 7.1. Then, we present our experimental results, first for simulated active learning (Subsection 7.2) and then for learning to search for joint prediction (Subsection 7.3).

7.1 Finding Cost Ranges with Online Approximation

Consider the maximum and minimum costs for a fixed example x and label y at round i , all of which may be suppressed. First, define $\hat{R}(g, w, c; y) \triangleq \hat{R}(g; y) + w(g(x) - c)^2$, which is the risk functional augmented with a fake example with weight w and cost c . Also define

$$\underline{g}_w \triangleq \arg \min_{g \in \mathcal{G}} \hat{R}(g, w, 0; y), \quad \bar{g}_w \triangleq \arg \min_{g \in \mathcal{G}} \hat{R}(g, w, 1; y)$$

and recall that $g_{i,y}$ is the ERM given in Algorithm 1. The functional $\hat{R}(g, w, c; y)$ has a monotonicity property that we exploit here, but prove in Appendix C.

Lemma 1. *For any c and for $w' \geq w \geq 0$, define $g = \operatorname{argmin}_g \hat{R}(g, w, c)$ and $g' = \operatorname{argmin}_g \hat{R}(g, w', c)$. Then*

$$\hat{R}(g') \geq \hat{R}(g) \text{ and } (g'(x) - c)^2 \leq (g(x) - c)^2.$$

As a result, an alternative to MINCOST and MAXCOST is to find

$$\underline{w} \triangleq \max\{w \mid \hat{R}(\underline{g}_w) - \hat{R}(g_{i,y}) \leq \Delta_i\} \quad (11)$$

$$\bar{w} \triangleq \max\{w \mid \hat{R}(\bar{g}_w) - \hat{R}(g_{i,y}) \leq \Delta_i\} \quad (12)$$

and return $\underline{g}_w(x)$ and $\bar{g}_w(x)$ as the minimum and maximum costs. We use two steps of approximation here. Using the definition of \bar{g}_w and \underline{g}_w as the minimizers of $\hat{R}(g, w, 1; y)$ and $\hat{R}(g, w, 0; y)$ respectively, we have

$$\begin{aligned} \hat{R}(\underline{g}_w) - \hat{R}(g_{i,y}) &\leq w \cdot g_{i,y}(x)^2 - w \cdot \underline{g}_w(x)^2 \\ \hat{R}(\bar{g}_w) - \hat{R}(g_{i,y}) &\leq w \cdot (g_{i,y}(x) - 1)^2 - w \cdot (\bar{g}_w(x) - 1)^2. \end{aligned}$$

We use this upper bound in place of $\hat{R}(g_w) - \hat{R}(g_{i,y})$ in (11) and (12). Second, we replace $g_{i,y}$, \underline{g}_w , and \bar{g}_w with approximations obtained by online updates. More specifically, we replace $g_{i,y}$ with $g_{i,y}^o$, the current regressor produced by all online linear least squares updates so far, and approximate the others by

$$\underline{g}_w(x) \approx g_{i,y}^o(x) - w \cdot s(x, 0, g_{i,y}^o), \quad \bar{g}_w(x) \approx g_{i,y}^o(x) + w \cdot s(x, 1, g_{i,y}^o),$$

where $s(x, y, g_{i,y}^o) \geq 0$ is a *sensitivity* value that approximates the change in prediction on x resulting from an online update to $g_{i,y}^o$ with features x and label y . The computation of this sensitivity value is governed by the actual online update where we compute the derivative of the change in the prediction as a function of the importance weight w for a hypothetical example with cost 0 or cost 1 and the same features. This is possible for essentially all online update rules on importance weighted examples, and it corresponds to taking the limit as $w \rightarrow 0$ of the change in prediction due to an update divided by w . Since we are using

	K	n	feat	density		K	n	feat	len
ImageNet 20	20	38k	6k	21.1%	POS	45	38k	40k	24
ImageNet 40	40	71k	6k	21.0%	NER	9	15k	15k	14
RCV1-v2	103	781k	47k	0.16%	Wiki	9	132k	89k	25

Table 1: Dataset statistics. len is the average sequence length and density is the percentage of non-zero features.

linear representations, this requires only $\mathcal{O}(s)$ time per example, where s is the average number of non-zero features. With these two steps, we obtain approximate minimum and maximum costs using

$$g_{i,y}^o(x) - \underline{w}^o \cdot s(x, 0, g_{i,y}^o), \quad g_{i,y}^o(x) + \overline{w}^o \cdot s(x, 1, g_{i,y}^o),$$

where

$$\underline{w}^o \triangleq \max\{w \mid w (g_{i,y}^o(x))^2 - (g_{i,y}^o(x) - w \cdot s(x, 0, g_{i,y}^o))^2\} \leq \Delta_i\}$$

$$\overline{w}^o \triangleq \max\{w \mid w ((g_{i,y}^o(x) - 1)^2 - (g_{i,y}^o(x) + w \cdot s(x, 1, g_{i,y}^o) - 1)^2) \leq \Delta_i\}.$$

The online update guarantees that $g_{i,y}^o(x) \in [0, 1]$. Since the minimum cost is lower bounded by 0, we have $\underline{w}^o \in \left(0, \frac{g_{i,y}^o(x)}{s(x, 0, g_{i,y}^o)}\right]$. Finally, because the objective $w(g_{i,y}^o(x))^2 - w(g_{i,y}^o(x) - w \cdot s(x, 0, g_{i,y}^o))^2$ is increasing in w within this range (which can be seen by inspecting the derivative), we can find \underline{w}^o with binary search. Using the same techniques, we also obtain an approximate maximum cost.

It is worth noting that the approximate cost ranges, without the sensitivity trick, are contained in the exact cost ranges because we approximate the difference in squared error by an *upper bound*. Hence, the query rule in this online algorithm should be more aggressive than the query rule in Algorithm 1.

7.2 Simulated Active Learning

We performed simulated active learning experiments with three datasets. ImageNet 20 and 40 are sub-trees of the ImageNet hierarchy covering the 20 and 40 most frequent classes, where each example has a single zero-cost label and the cost for an incorrect label is the tree-distance to the correct one. The feature vectors are the top layer of the Inception neural network [40]. The third dataset, RCV1-v2 [26], is a multilabel text-categorization dataset, which has 103 topic labels, organized as a tree with a similar tree-distance cost structure as the ImageNet data. Some dataset statistics are in Table 1.

We compare our online version of COAL to passive online learning. We use the cost-sensitive one-against-all (CSOAA) implementation in Vowpal Wabbit⁵, which performs online linear regression for each label separately. There are two tuning parameters in our implementation. First, instead of Δ_i , we set the radius of the version space to $\Delta'_i = \frac{\kappa \nu'_i - 1}{i - 1}$ (i.e. the $\log(n)$ term in the definition of ν_n is replaced with $\log(i)$) and instead tune the constant κ . This alternate “mellowness” parameter controls how aggressive the query strategy is. The second parameter is the learning rate used by online linear regression⁶.

For all experiments, we show the results obtained by the best learning rate for each mellowness on each dataset, which is tuned as follows. We randomly permute the training data 100 times and make one pass

⁵<http://hunch.net/~vw>

⁶We use the default online learning algorithm in Vowpal Wabbit, which is a scale-free [34] importance weight invariant [23] form of AdaGrad [17].

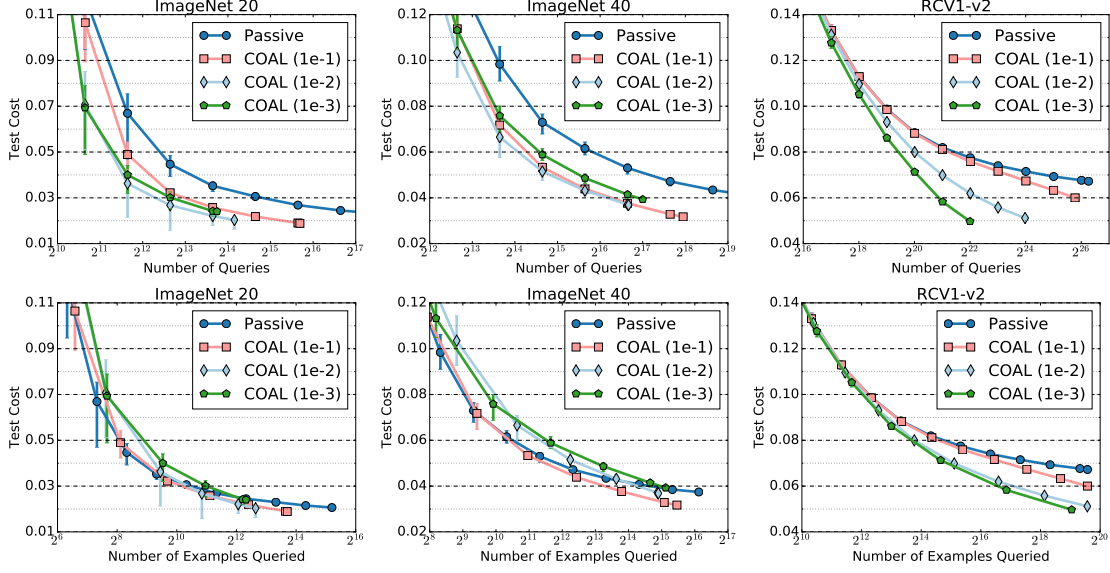


Figure 2: Experiments with COAL. Top row shows test cost vs. number of queries for simulated active learning experiments. Bottom row shows test cost vs. number of examples with even a single label query for simulated active learning experiments.

through the training set with each parameter setting. For each dataset let $\text{perf}(mel, l, q, t)$ denote the test performance of the algorithm using mellowness mel and learning rate l on the t^{th} permutation of the training data under a query budget of $2^{(q-1)} \cdot 10 \cdot K$, $q \geq 1$. Let $\text{query}(mel, l, q, t)$ denote the number of queries actually made. Note that $\text{query}(mel, l, q, t) < 2^{(q-1)} \cdot 10 \cdot K$ if the algorithm runs out of the training data before reaching the q^{th} query budget⁷. To evaluate the trade-off between test performance and number of queries, we define the following performance measure:

$$\text{AUC}(mel, l, t) = \frac{1}{2} \sum_{q=1}^{q_{\max}} \left(\text{perf}(mel, l, q+1, t) + \text{perf}(mel, l, q, t) \right) \cdot \log_2 \frac{\text{query}(mel, l, q+1, t)}{\text{query}(mel, l, q, t)}, \quad (13)$$

where q_{\max} is the minimum q such that $2^{(q-1)} \cdot 10$ is larger than the size of the training data. This performance measure is the area under the curve of test performance against number of queries in \log_2 scale. A large value means the test performance quickly improves with the number of queries. The best learning rate for mellowness mel is then chosen as

$$l^*(mel) \triangleq \arg \max_l \text{median}_{1 \leq t \leq 100} \text{AUC}(mel, l, t).$$

The best learning rates for different datasets and mellowness settings are in Table 2.

In the top row of Figure 2, we plot, for each dataset and mellowness, the number of queries against the median test cost along with bars extending from the 15th to 85th quantile. Overall, COAL achieves a better

⁷In fact, we check the test performance only in between examples, so $\text{query}(mel, l, q, t)$ may be larger than $2^{(q-1)} \cdot 10 \cdot K$ by an additive factor of K , which is negligibly small.

	ImageNet 20	ImageNet 40	RCV1-v2	POS	NER	NER-wiki
passive	1	1	0.5	1.0	0.5	0.5
active (10^{-1})	0.05	0.1	0.5	1.0	0.1	0.5
active (10^{-2})	0.05	0.5	0.5	1.0	0.5	0.5
active (10^{-3})	1	10	0.5	10	0.5	0.5

Table 2: Best learning rates for each learning algorithm and each dataset.

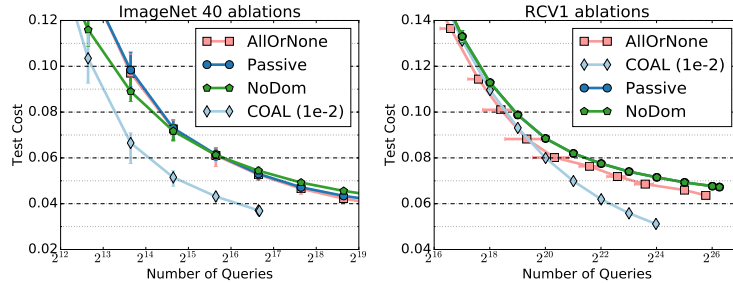


Figure 3: Test cost versus number of queries for COAL, in comparison with active and passive baselines on the ImageNet40 and RCV1-v2 dataset. On RCV1-v2, passive learning and NODOM are nearly identical.

trade-off between performance and queries. With proper mellowness parameter, active learning achieves similar test cost as passive learning with a factor of 8 to 32 fewer queries. On ImageNet 40 and RCV1-v2 (reproduced in Figure 1), active learning achieves *better* test cost with a factor of 16 fewer queries. On RCV1-v2, COAL queries like passive up to around 256k queries, since the data is very sparse, and linear regression has the property that the cost range is maximal when an example has a new unseen feature. Once COAL sees all features a few times, it queries much more efficiently than passive. These plots correspond to the label complexity L_2 .

In the bottom row, we plot the test error as a function of the number of examples for which at least one query was requested, for each dataset and mellowness, which experimentally corresponds to the L_1 label complexity. In comparison to the top row, the improvements offered by active learning are slightly less dramatic here. This suggests that our algorithm queries just a few labels for each example, but does end up issuing at least one query on most of the examples. Nevertheless, one can still achieve test cost competitive with passive learning using a factor of 2-16 less labeling effort, as measured by L_1 .

We also compare COAL with two active learning baselines. Both algorithms differ from COAL only in their query rule. ALLORNONE queries either all labels or no labels using both domination and cost-range conditions and is an adaptation of existing multiclass active learners [1]. NODOM just uses the cost-range condition, inspired by active regression [10]. The results for ImageNet 40 and RCV1-v2 are displayed in Figure 3, where we use the AUC strategy to choose the learning rate. We choose the mellowness by visual inspection for the baselines and use 0.01 for COAL⁸. On ImageNet 40, the ablations provide minimal improvement over passive learning, while on RCV1-v2, ALLORNONE does provide marginal improvement. However, on both datasets, COAL substantially outperforms both baselines and passive learning.

While not always the best, we recommend a mellowness setting of 0.01 as it achieves reasonable performance on all three datasets. This is also confirmed by the learning-to-search experiments, which we

⁸We use 0.01 for ALLORNONE and 10^{-3} for NODOM.

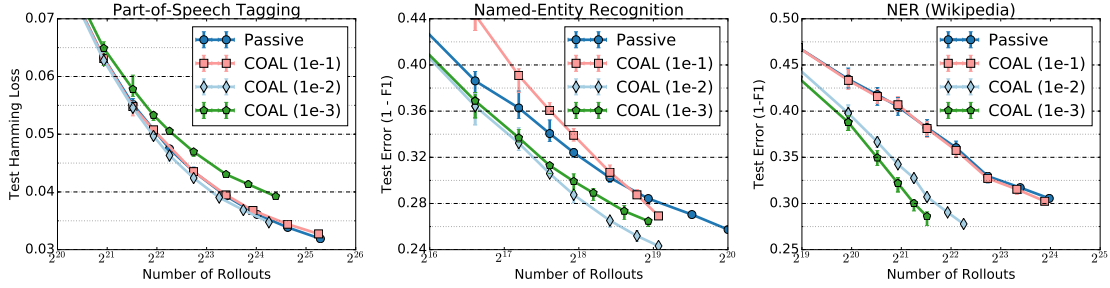


Figure 4: Learning to search experiments with COAL. Accuracy vs. number of rollouts for active and passive learning as the CSMC algorithm in learning-to-search.

discuss next.

7.3 Learning to Search

We also experiment with COAL as the base learner in *learning-to-search* [15, 12], which reduces joint prediction problems to CSMC. Here, a joint prediction example defines a search space, where a sequence of decisions are made to generate the structured label. We focus here on sequence labeling tasks, where the input is a sentence and the output is a sequence of labels, specifically, parts of speech or named entities.

Learning-to-search solves joint prediction problems by generating the output one label at a time, conditioning the input x on all past decisions. Since mistakes may lead to compounding errors, it is natural to represent the decision space as a CSMC problem, where the classes are the “actions” available (e.g., possible labels for a word) and the costs reflect the long term loss of each choice. Intuitively, we should be able to avoid expensive computation of long term loss on decisions like “is ‘the’ a DETERMINER?” once we are quite sure of the answer. Similar ideas motivate adaptive sampling for structured prediction [36].

We specifically use AGGRAVATE [33, 12, 38], which runs a learned policy to produce a backbone sequence of labels. For each position in the input, it then considers all possible deviation actions and executes an oracle for the rest of the sequence. The loss on this complete output is used as the cost for the deviating action. Run in this way, AGGRAVATE requires $len \times K$ roll-outs when the input sentence has len words and each word can take one of K possible labels.

Since each roll-out takes $\mathcal{O}(len)$ time, this can be computationally prohibitive, so we use active learning to reduce the number of roll-outs. We use COAL and a passive learning baseline inside AGGRAVATE on three joint prediction datasets (statistics are in Table 1). As above, we use several mellowness values and the same AUC criteria to select the best learning rate (see Table 2). The results are in Figure 4, and again our recommended mellowness is 0.01.

Overall, active learning reduces the number of roll-outs required, but the improvements vary on the three datasets. On the Wikipedia data, COAL performs a factor of 4 fewer rollouts to achieve similar performance to passive learning and achieves substantially better test performance. A similar, but less dramatic, behavior arises on the NER task. On the other hand, COAL offers minimal improvement over passive learning on the POS-tagging task. This agrees with our theory and prior empirical results [21], which show that active learning may not always improve upon passive.

8 Proofs

In this section we provide proofs for the main results, the oracle-complexity guarantee and the generalization and label complexity bounds. We start with some supporting results, including a new uniform freedman-type inequality that may be of independent interest. The proof of this inequality, and the proofs for several other supporting lemmata are deferred to the appendices.

8.1 Supporting Results

A deviation bound. For both the computational and statistical analysis of COAL, we require concentration of the square loss functional $\hat{R}_j(\cdot; y)$, uniformly over the class \mathcal{G} . To describe the result, we introduce the central random variable in the analysis:

$$M_j(g; y) \triangleq Q_j(y) [(g(x_j) - c_j(y))^2 - (f^*(x_j; y) - c_j(y))^2], \quad (14)$$

where (x_j, c_j) is the j^{th} example and cost presented to the algorithm and $Q_j(y) \in \{0, 1\}$ is the query indicator. For simplicity we often write M_j when the dependence on g and y is clear from context. Let $\mathbb{E}_j[\cdot]$ and $\text{Var}_j[\cdot]$ denote the expectation and variance conditioned on all randomness up to and including round $j - 1$.

Theorem 9. *Let \mathcal{G} be a function class with $\text{Pdim}(\mathcal{G}) = d$, let $\delta \in (0, 1)$ and define $\nu_n \triangleq 324(d \log(n) + \log(8Ke(d+1)n^2/\delta))$. Then with probability at least $1 - \delta$, the following inequalities hold simultaneously for all $g \in \mathcal{G}$, $y \in [K]$, and $i < i' \in [n]$.*

$$\sum_{j=i}^{i'} M_j(g; y) \leq \frac{3}{2} \sum_{j=i}^{i'} \mathbb{E}_j M_j(g; y) + \nu_n, \quad (15)$$

$$\frac{1}{2} \sum_{j=i}^{i'} \mathbb{E}_j M_j(g; y) \leq \sum_{j=i}^{i'} M_j(g; y) + \nu_n. \quad (16)$$

This result is a uniform Freedman-type inequality for the martingale difference sequence $\sum_i M_i - \mathbb{E}_i M_i$. In general, such bounds require much stronger assumptions (e.g., sequential complexity measures [32]) on \mathcal{G} than the finite pseudo-dimension assumption that we make. However, by exploiting the structure of our particular martingale, specifically that the dependencies arise *only* from the query indicator, we are able to establish this type of inequality under weaker assumptions. The result may be of independent interest, but the proof, which is based on results from Liang et al. [27], is quite technical and hence is relegated to Appendix A. Note that we did not attempt to optimize the constants.

The Multiplicative Weights Algorithm. We also use the standard analysis of multiplicative weights for solving linear feasibility problems. We state the result here and, for completeness, provide a proof in Appendix B. See also Arora et al. [3], Plotkin et al. [31] for more details.

Consider a linear feasibility problem with decision variable $v \in \mathbb{R}^d$, explicit constraints $\langle a_i, v \rangle \leq b_i$ for $i \in [m]$ and some implicit constraints $v \in S$ (e.g., v is non-negative or other simple constraints). The MW algorithm either finds an approximately feasible point or certifies that the program is infeasible assuming access to an oracle that can solve a simpler feasibility problem with just one explicit constraint $\sum_i \mu_i \langle a_i, v \rangle \leq \sum_i \mu_i b_i$ for any non-negative weights $\mu \in \mathbb{R}_+^m$ and the implicit constraint $v \in S$. Specifically, given weights μ , the oracle either reports that the simpler problem is infeasible, or returns any feasible point v that further satisfies $\langle a_i, v \rangle - b_i \in [-\rho_i, \rho_i]$ for parameters ρ_i that are known to the MW algorithm.

The MW algorithm proceeds iteratively, maintaining a weight vector $\mu^{(t)} \in \mathbb{R}_+^m$ over the constraints. Starting with $\mu_i^{(1)} = 1$ for all i , at each iteration, we query the oracle with the weights $\mu^{(t)}$ and the oracle either returns a point v_t or detects infeasibility. In the latter case, we simply report infeasibility and in the former, we update the weights using the rule

$$\mu_i^{(t+1)} \leftarrow \mu_i^{(t)} \times \left(1 - \eta \frac{b_i - \langle a_i, v_t \rangle}{\rho_i} \right).$$

Here η is a parameter of the algorithm. The intuition is that if v_t satisfies the i^{th} constraint, then we down-weight the constraint, and conversely, we up-weight every constraint that is violated. Running the algorithm with appropriate choice of η and for enough iterations is guaranteed to approximately solve the feasibility problem.

Theorem 10 (Arora et al. [3], Plotkin et al. [31]). *Consider running the MW algorithm with parameter $\eta = \sqrt{\log(m)/T}$ for T iterations on a linear feasibility problem where oracle responses satisfy $\langle a_i, v \rangle - b_i \in [-\rho_i, \rho_i]$. If the oracle fails to find a feasible point in some iteration, then the linear program is infeasible. Otherwise the point $\bar{v} \triangleq \frac{1}{T} \sum_{t=1}^T v_t$ satisfies $\langle a_i, \bar{v} \rangle \leq b_i + 2\rho_i \sqrt{\log(m)/T}$ for all $i \in [m]$.*

Other Lemmata. Our first lemma evaluates the conditional expectation and variance of M_j , defined in (14), which we will use heavily in the proofs. Proofs of the results stated here are deferred to Appendix C.

Lemma 2 (Bounding variance of regression regret). *We have for all $(g, y) \in \mathcal{G} \times \mathcal{Y}$,*

$$\mathbb{E}_j[M_j] = \mathbb{E}_j[Q_j(y)(g(x_j) - f^*(x_j; y))^2], \quad \text{Var}_j[M_j] \leq 4\mathbb{E}_j[M_j].$$

The next lemma relates the cost-sensitive error to the random variables M_j . Define

$$\mathcal{F}_i = \{f \in \mathcal{G}^K \mid \forall y, f(\cdot; y) \in \mathcal{G}_i(y)\},$$

which is the version space of vector regressors at round i . Additionally, recall that P_ζ captures the noise level in the problem, defined in (10).

Lemma 3. *For all $i > 0$, if $f^* \in \mathcal{F}_i$, then for all $f \in \mathcal{F}_i$*

$$\mathbb{E}_{x,c}[c(h_f(x)) - c(h_{f^*}(x))] \leq \min_{\zeta > 0} \left\{ \zeta P_\zeta + \mathbf{1}(\zeta \leq 2\psi_i) 2\psi_i + \frac{4\psi_i^2}{\zeta} + \frac{6}{\zeta} \sum_y \mathbb{E}_i[M_i(f; y)] \right\}.$$

Note that the lemma requires that both f^* and f belong to the version space \mathcal{F}_i .

For the label complexity analysis, we will need to understand the cost-sensitive performance of all $f \in \mathcal{F}_i$, which requires a different generalization bound. Since the proof is similar to that of Theorem 3, we defer the argument to appendix.

Lemma 4. *Assuming the bounds in Theorem 9 hold, then for all i , $\mathcal{F}_i \subset \mathcal{F}_{\text{csr}}(r_i)$ where $r_i \triangleq \min_{\zeta > 0} \left\{ \zeta P_\zeta + \frac{44K\Delta_i}{\zeta} \right\}$.*

The final lemma relates the query rule of COAL to a hypothetical query strategy driven by $\mathcal{F}_{\text{csr}}(r_i)$, which we will subsequently bound by the disagreement coefficients. Let us fix the round i and introduce the shorthand $\hat{\gamma}(x_i, y) = \hat{c}_+(x_i, y) - \hat{c}_-(x_i, y)$, where $\hat{c}_+(x_i, y)$ and $\hat{c}_-(x_i, y)$ are the approximate maximum and minimum costs computed in Algorithm 1 on the i^{th} example, which we now call x_i . Moreover, let Y_i be the set of non-dominated labels at round i of the algorithm, which in the pseudocode we call Y' . Formally, $Y_i = \{y \mid \hat{c}_-(x_i, y) \leq \min_{y'} \hat{c}_+(x_i, y')\}$. Finally recall that for a set of vector regressors $F \subset \mathcal{F}$, we use $\gamma(x, y, F)$ to denote the cost range for label y on example x witnessed by the regressors in F .

Lemma 5. Suppose that the conclusion of Lemma 4 holds. Then for any example x_i and any label y at round i , we have

$$\hat{\gamma}(x_i, y) \leq \gamma(x_i, y, \mathcal{F}_{csr}(r_i)) + \psi_i.$$

Further, with $y_i^* = \operatorname{argmin}_y f^*(x_i; y)$, $\bar{y}_i = \operatorname{argmin}_y \hat{c}_+(x_i, y)$, and $\tilde{y}_i = \operatorname{argmin}_{y \neq y_i^*} \hat{c}_-(x_i, y)$,

$$\begin{aligned} y \neq y_i^* \wedge y \in Y_i &\Rightarrow f^*(x_i; y) - f^*(x_i; y_i^*) \leq \gamma(x_i, y, \mathcal{F}_{csr}(r_i)) + \gamma(x_i, y_i^*, \mathcal{F}_{csr}(r_i)) + \psi_i/2, \\ |Y_i| > 1 \wedge y_i^* \in Y_i &\Rightarrow f^*(x_i; \tilde{y}_i) - f^*(x_i; y_i^*) \leq \gamma(x_i, \tilde{y}_i, \mathcal{F}_{csr}(r_i)) + \gamma(x_i, y_i^*, \mathcal{F}_{csr}(r_i)) + \psi_i/2. \end{aligned}$$

8.2 Proof of Theorem 1

The proof is based on expressing the optimization problem (7) as a linear optimization in the space of distributions over \mathcal{G} . Then, we use binary search to re-formulate this as a series of feasibility problems and apply Theorem 10 to each of these.

Recall that the problem of finding the maximum cost for an (x, y) pair is equivalent to solving the program (7) in terms of the optimal g . For the problem (7), we further notice that since \mathcal{G} is a convex set, we can instead write the minimization over g as a minimization over $P \in \Delta(\mathcal{G})$ without changing the optimum, leading to the modified problem (8).

Thus we have a linear program in variable P , and Algorithm 2 turns this into a feasibility problem by guessing the optimal objective value and refining the guess using binary search. For each induced feasibility problem, we use MW to certify feasibility. Let $c \in [0, 1]$ be some guessed upper bound on the objective, and let us first turn to the MW component of the algorithm. The program in consideration is

$$\exists P \in \Delta(\mathcal{G}) \text{ s.t. } \mathbb{E}_{g \sim P} (g(x_i) - 1)^2 \leq c \text{ and } \forall j \in [i], \mathbb{E}_{g \sim P} \hat{R}_j(g; y) \leq \tilde{\Delta}_j. \quad (17)$$

This is a linear feasibility problem in the infinite dimensional variable P , with $i + 1$ constraints. Given a particular set of weights μ over the constraints, it is clear that we can use the regression oracle over g to compute

$$g_\mu = \arg \min_{g \in \mathcal{G}} \mu_0 (g(x_i) - 1)^2 + \sum_{j \in [i]} \mu_j \mathbb{E}_{g \sim P} \hat{R}_j(g; y). \quad (18)$$

Observe that solving this simpler program provides one-sided errors. Specifically, if the objective of (18) evaluated at g_μ is larger than $\mu_0 c + \sum_{j \in [i]} \mu_j \tilde{\Delta}_j$ then there cannot be a feasible solution to problem (17), since the weights μ are all non-negative. On the other hand if g_μ has small objective value it does not imply that g_μ is feasible for the original constraints in (17).

At this point, we would like to invoke the MW algorithm, and specifically Theorem 10, in order to find a feasible solution to (17) or to certify infeasibility. Invoking the theorem requires the ρ_j parameters which specify how badly g_μ might violate the j^{th} constraint. For us, $\rho_j \triangleq \kappa$ suffices since $\hat{R}_j(g; y) - \hat{R}_j(g_{j,y}; y) \in [0, 1]$ (since $g_{j,y}$ is the ERM) and $\Delta_j \leq \kappa$. Since $\kappa \geq 2$ this also suffices for the cost constraint.

If at any iteration, MW detects infeasibility, then our guessed value c for the objective is too small since no function satisfies both $(g(x_i) - 1)^2 \leq c$ and the empirical risk constraints in (17) simultaneously. In this case, in Line 10 of Algorithm 2, our binary search procedure increases our guess for c . On the other hand, if we apply MW for T iterations and find a feasible point in every round, then, while we do not have a point that is feasible for the original constraints in (17), we will have a distribution P_T such that

$$\mathbb{E}_{P_T} (g(x_i) - 1)^2 \leq c + 2\kappa \sqrt{\frac{\log(i+1)}{T}} \text{ and } \forall j \in [i], \mathbb{E}_{P_T} \hat{R}_j(g; y) \leq \tilde{\Delta}_j + 2\kappa \sqrt{\frac{\log(i+1)}{T}}.$$

We will set T toward the end of the proof.

If we do find an approximately feasible solution, then we reduce c and proceed with the binary search. We terminate when $c_h - c_\ell \leq \tau^2/2$ and we know that problem (17) is approximately feasible with c_h and infeasible with c_ℓ . From c_h we will construct a strictly feasible point, and this will lead to a bound on the true maximum $c_+(x, y, \mathcal{G}_i)$.

Let \bar{P} be the approximately feasible point found when running MW with the final value of c_h . By Jensen's inequality and convexity of \mathcal{G} , there exists a single regressor that is also approximately feasible, which we denote \bar{g} . Observe that g^* satisfies all constraints with strict inequality, since by (19) we know that $\hat{R}_j(g^*; y) - \hat{R}_j(g_{j,y}; y) \leq \Delta_j/\kappa < \Delta_j$. We create a strictly feasible point g_ζ by mixing \bar{g} with g^* with proportion $1 - \zeta$ and ζ for

$$\zeta = \frac{4\kappa}{\Delta_i} \sqrt{\frac{\log(i+1)}{T}},$$

which will be in $[0, 1]$ when we set T at the end of the proof. Combining inequalities, we get that for any $j \in [i]$

$$\begin{aligned} (1 - \zeta)\hat{R}_j(\bar{g}; y) + \zeta\hat{R}_j(g^*; y) &\leq \hat{R}_j(g_{j,y}; y) + (1 - \zeta) \left(\Delta_j + 2\kappa \sqrt{\frac{\log(i+1)}{T}} \right) + \zeta \left(\frac{\Delta_j}{\kappa} \right) \\ &\leq \hat{R}_j(g_{j,y}; y) + \Delta_j - \left(\frac{\zeta \Delta_j (\kappa - 1)}{\kappa} - 2\kappa \sqrt{\frac{\log(i+1)}{T}} \right) \\ &\leq \hat{R}_j(g_{j,y}; y) + \Delta_j, \end{aligned}$$

and hence this mixture regressor g_ζ is exactly feasible. Here we use that $\kappa \geq 2$ and that Δ_i is monotonically decreasing. With the pessimistic choice $g^*(x_i) = 0$, the objective value for g_ζ is at most

$$\begin{aligned} (g_\zeta(x_i) - 1)^2 &\leq (1 - \zeta)(\bar{g}(x_i) - 1)^2 + \zeta(g^*(x_i) - 1)^2 \leq (1 - \zeta) \left(c_h + 2\kappa \sqrt{\frac{\log(i+1)}{T}} \right) + \zeta \\ &\leq c_\ell + \tau^2/2 + \left(2\kappa + \frac{4\kappa}{\Delta_i} \right) \sqrt{\frac{\log(i+1)}{T}} \end{aligned}$$

Thus g_ζ is *exactly* feasible and achieves the objective value above, which provides an upper bound on the maximum cost. On the other hand c_ℓ provides a lower bound. Our setting of $T = \frac{\log(i+1)(8\kappa^2/\Delta_i)^2}{\tau^4}$ ensures that that this excess term is at most τ^2 , since $\Delta_i \leq 1$. Note that since $\tau \leq [0, 1]$, this also ensures that $\zeta \in [0, 1]$. With this choice of T , we know that $c_\ell \leq (c_+(y) - 1)^2 \leq c_\ell + \tau^2$, which implies that $c_+(y) \in [1 - \sqrt{c_\ell + \tau^2}, 1 - \sqrt{c_\ell}]$. Since $\sqrt{c_\ell + \tau^2} \leq \sqrt{c_\ell} + \tau$, we obtain the guarantee.

As for the oracle complexity, since we start with $c_\ell = 0$ and $c_h = 1$ and terminate when $c_h - c_\ell \leq \tau^2/2$, we perform $\mathcal{O}(\log(1/\tau^2))$ iterations of binary search. Each iteration requires $T = \mathcal{O}\left(\max\{1, i^2/\nu_n^2\} \frac{\log(i)}{\tau^4}\right)$ rounds of MW, each of which requires exactly one oracle call. Hence the oracle complexity is $\mathcal{O}\left(\max\{1, i^2/\nu_n^2\} \frac{\log(i) \log(1/\tau)}{\tau^4}\right)$.

8.3 Proof of the Generalization Bound

Recall the central random variable $M_j(g; y)$, defined in (14), which is the excess square loss for function g on label y for the j^{th} example, if we queried. The idea behind the proof is to first apply Theorem 9 to argue

that all the random variables $M_j(g; y)$ concentrate uniformly over the function class \mathcal{G} . Next for a vector regressor f , we relate the cost-sensitive risk to the excess square loss via Lemma 3. Finally, using the fact that $g_{i,y}$ minimizes the empirical square loss at round i , this implies a cost-sensitive risk bound for the vector regressor $f_i = \{(g_{i,y})\}$ at round i .

First, condition on the high probability event in Theorem 9, which ensures that the empirical square losses concentrate. We first prove that $f^* \in \mathcal{F}_i$ for all $i \in [n]$. At round i , by (16), for each y and for any g we have

$$0 \leq \frac{1}{2} \sum_{j=1}^i \mathbb{E}_j M_j(g; y) \leq \sum_{j=1}^i M_j(g; y) + \nu_n.$$

The first inequality here follows from the fact that $\mathbb{E}_j M_j(g; y)$ is a quadratic form by Lemma 2. Expanding $M_j(g; y)$, this implies that

$$\hat{R}_{i+1}(f^*(\cdot; y); y) \leq \hat{R}_{i+1}(g; y) + \frac{\nu_n}{i}.$$

Since this bound applies to all $g \in \mathcal{G}$ it proves that $f^* \in \mathcal{F}_{i+1}$ for all i , using the definition of Δ_i and κ . Trivially, we know that $f^* \in \mathcal{F}_1$. Together with the fact that the losses are in $[0, 1]$ and the definition of Δ_i , the above analysis yields

$$\hat{R}_i(f^*(\cdot; y); y) \leq \hat{R}_i(g; y) + \frac{\Delta_i}{\kappa}. \quad (19)$$

This implies that $f^*(\cdot; y)$ strictly satisfies the inequalities defining the version space, which we used in the MW proof.

We next prove that $f_{i+1} \in \mathcal{F}_j$ for all $j \in [i]$. Fix some label y and to simplify notation, we drop dependence on y . If $g_{i+1} \notin \mathcal{G}_{t+1}$ for some $t \in \{0, \dots, i\}$ then, first observe that we must have t large enough so that $\nu_n/t \leq 1$. In particular, since $\Delta_{t+1} = \kappa \min\{1, \nu_n/t\}$ and we always have $\hat{R}(g_{i+1}; y) \leq \hat{R}(g_{t+1}; y) + 1$ due to boundedness, we do not evict any functions until $\nu_n/t \leq 1$. For $t \geq \nu_n$, we get

$$\begin{aligned} \sum_{j=1}^t M_j &= t \left(\hat{R}_{t+1}(g_{i+1}) - \hat{R}_{t+1}(g^*) \right) \\ &= t \left(\hat{R}_{t+1}(g_{i+1}) - \hat{R}_{t+1}(g_{t+1}) + \hat{R}_{t+1}(g_{t+1}) - \hat{R}_{t+1}(g^*) \right) \\ &\geq \kappa \nu_n - \nu_n = (\kappa - 1) \nu_n. \end{aligned}$$

The inequality uses the radius of the version space and the fact that by assumption $g_{i+1} \notin \mathcal{G}_{t+1}$, so the excess empirical risk is at least $\Delta_{t+1} = \kappa \nu_n/t$ since we are considering large t . We also use (19) on the second term. Moreover, we know that since g_{i+1} is the empirical square loss minimizer for label y after round i , we have $\sum_{j=1}^i M(g_{i+1}; y) \leq 0$. These two facts together establish that

$$\sum_{j=t+1}^i M_j(g_{i+1}) \leq (1 - \kappa) \nu_n.$$

However, by Theorem 9 on this intermediary sum, we know that

$$0 \leq \frac{1}{2} \sum_{j=t+1}^i \mathbb{E}_j M_j(g_{i+1}) \leq \sum_{j=t+1}^i M_j(g_{i+1}) + \nu_n < (2 - \kappa) \nu_n < 0$$

using the definition of κ . This is a contradiction, so we must have that $g_{i+1} \in \mathcal{G}_j$ for all $j \in \{1, \dots, i\}$. The same argument applies for all y and hence we can apply Lemma 3 on all rounds to obtain

$$\begin{aligned} & i(\mathbb{E}_{x,c}[c(h_{f_{i+1}}(x)) - c(h_{f^*}(x))]) \\ & \leq \min_{\zeta > 0} \left\{ i\zeta P_\zeta + \sum_{j=1}^i \left(\mathbb{1}(\zeta \leq 2\psi_j) 2\psi_j + \frac{4\psi_j^2}{\zeta} + \frac{6}{\zeta} \sum_y \mathbb{E}_j[M_j(f_{i+1}; y)] \right) \right\}. \end{aligned}$$

We study the four terms separately. The first one is straightforward and contributes ζP_ζ to the instantaneous cost sensitive regret. Using our definition of $\psi_j = 1/\sqrt{j}$ the second term can be bounded as

$$\sum_{j=1}^i \mathbb{1}(\zeta < 2\psi_j) 2\psi_j = \sum_{j=1}^{\lceil 4/\zeta^2 \rceil} \frac{2}{\sqrt{j}} \leq 4\sqrt{\lceil 4/\zeta^2 \rceil} \leq \frac{12}{\zeta}.$$

The inequality above, $\sum_{i=1}^n \frac{1}{\sqrt{i}} \leq 2\sqrt{n}$, is well known. For the third term, using our definition of ψ_j gives

$$\sum_{j=1}^i \frac{4\psi_j^2}{\zeta} = \frac{4}{\zeta} \sum_{j=1}^i \frac{1}{j} \leq \frac{4}{\zeta} (1 + \log(i)).$$

Finally, the fourth term can be bounded using (16), which reveals

$$\sum_{j=1}^i \mathbb{E}_j[M_j] \leq 2 \sum_{j=1}^i M_j + 2\nu_n$$

Since for each y , $\sum_{j=1}^i M_j(f_{i+1}; y) \leq 0$ for the empirical square loss minimizer (which is what we are considering now), we get

$$\frac{6}{\zeta} \sum_y \sum_{j=1}^i \mathbb{E}_j[M_j(f_{i+1}; y)] \leq \frac{12}{\zeta} K\nu_n.$$

And hence, we obtain the generalization bound

$$\begin{aligned} \mathbb{E}_{x,c}[c(x; h_{f_{i+1}}(x)) - c(x; h_{f^*}(x))] & \leq \min_{\zeta > 0} \left\{ \zeta P_\zeta + \frac{1}{\zeta i} (4 \log(i) + 16 + 12K\nu_n) \right\} \\ & \leq \min_{\zeta > 0} \left\{ \zeta P_\zeta + \frac{32K\nu_n}{\zeta i} \right\}. \end{aligned}$$

Proof of Corollary 4. Under the Massart noise condition, set $\zeta = \tau$ so that $P_\zeta = 0$ and we immediately get the result. \square

Proof of Corollary 5. Under the Tsybakov noise condition, set $\zeta = \min \left\{ \tau_0, \left(\frac{32\nu_n}{i\beta} \right)^{\frac{1}{\alpha+2}} \right\}$, so that for i sufficiently large the second term is selected and we obtain the bound. \square

8.4 Proof of the Label Complexity bounds

The proof for the label complexity bounds is based on first relating the version space \mathcal{F}_i at round i to the cost-sensitive regret ball \mathcal{F}_{csr} with radius r_i . In particular, the containment $\mathcal{F}_i \subset \mathcal{F}_{\text{csr}}(r_i)$ in Lemma 4 implies that our query strategy is more aggressive than the query strategy induced by $\mathcal{F}_{\text{csr}}(r_i)$, except for a small error introduced when computing the maximum and minimum costs. This error is accounted for by Lemma 5. Since the probability that \mathcal{F}_{csr} will issue a query is intimately related to the disagreement coefficient, this argument leads to the label complexity bounds for our algorithm.

Proof of Theorem 6. Fix some round i with example x_i , let \mathcal{F}_i be the vector regressors used at round i and let $\mathcal{G}_i(y)$ be the corresponding regressors for label y . Let $\bar{y}_i = \operatorname{argmin}_y \widehat{c}_+(x_i, y)$, $y_i^* = \operatorname{argmin}_y f^*(x_i; y)$ and $\tilde{y}_i = \operatorname{argmin}_{y \neq y_i^*} \widehat{c}_-(x_i, y)$. Assume that Lemma 4 holds. The L_2 label complexity is

$$\begin{aligned} \sum_y Q_i(y) &= \sum_y \mathbf{1}\{|Y_i| > 1 \wedge y \in Y_i\} \mathbf{1}\{\widehat{\gamma}(x_i, y) > \psi_i\} \\ &\leq \sum_y \mathbf{1}\{|Y_i| > 1 \wedge y \in Y_i\} \mathbf{1}\{\gamma(x_i, y, \mathcal{F}_{\text{csr}}(r_i)) > \psi_i/2\}. \end{aligned}$$

For the former indicator, observe that $y \in Y_i$ implies that there exists a vector regressor $f \in \mathcal{F}_i \subset \mathcal{F}_{\text{csr}}(r_i)$ such that $h_f(x_i) = y$. This follows since the domination condition means that there exists $g \in \mathcal{G}_i(y)$ such that $g(x_i) \leq \min_{y'} \max_{g' \in \mathcal{G}_i(y')} g'(x_i)$. Since we are using a factored representation, we can take f to use g on the y^{th} coordinate and use the maximizers for all the other coordinates. Similarly, there exists another regressor $f' \in \mathcal{F}_i$ such that $h_{f'}(x_i) \neq y$. Thus this indicator can be bounded by the disagreement coefficient

$$\begin{aligned} \sum_y Q_i(y) &\leq \sum_y \mathbf{1}\{\exists f, f' \in \mathcal{F}_{\text{csr}}(r_i) \mid h_f(x_i) = y \neq h_{f'}(x_i)\} \mathbf{1}\{\gamma(x_i, y, \mathcal{F}_{\text{csr}}(r_i)) > \psi_i/2\} \\ &= \sum_y \mathbf{1}\{x \in \text{DIS}(r_i, y) \wedge \gamma(x_i, y, \mathcal{F}_{\text{csr}}(r_i)) \geq \psi_i/2\}. \end{aligned}$$

We will now apply Freedman's inequality on the sequence $\{\sum_y Q_i(y)\}_{i=1}^n$, which is a martingale with range K . Moreover, due to non-negativity, the conditional variance is at most K times the conditional mean, and in such cases, Freedman's inequality reveals that with probability at least $1 - \delta$

$$X \leq \mathbb{E}X + 2\sqrt{R\mathbb{E}X \log(1/\delta)} + 2R \log(1/\delta) \leq 2\mathbb{E}X + 3R \log(1/\delta),$$

where X is the non-negative martingale with range R and expectation $\mathbb{E}X$. The last step is by the fact that $2\sqrt{ab} \leq a + b$.

For us, Freedman's inequality implies that with probability at least $1 - \delta/2$

$$\begin{aligned} \sum_{i=1}^n \sum_y Q_i(y) &\leq 2 \sum_i \mathbb{E}_i \sum_y Q_i(y) + 3K \log(2/\delta) \\ &\leq 2 \sum_i \mathbb{E}_i \sum_y \mathbf{1}\{x \in \text{DIS}(r_i, y) \wedge \gamma(x_i, y, \mathcal{F}_{\text{csr}}(r_i)) \geq \psi_i/2\} + 3K \log(2/\delta) \\ &\leq 4 \sum_i \frac{r_i}{\psi_i} \theta_2 + 3K \log(2/\delta). \end{aligned}$$

The last step here uses the definition of the disagreement coefficient θ_2 . To wrap up the proof we just need to upper bound the sequence, using our choices of $\psi_i = 1/\sqrt{i}$, $r_i = 2\sqrt{44K\Delta_i}$, and $\Delta_i = \kappa \min\{1, \frac{\nu_n}{i-1}\}$. With simple calculations this is easily seen to be at most

$$8n\theta_2\sqrt{88K\kappa\nu_n} + 3K\log(2/\delta).$$

Similarly for L_1 we can derive the bound

$$L_1 \leq \sum_i \mathbb{1}(\exists y \mid \gamma(x_i, y, \mathcal{F}_{\text{csr}}(r_i)) \geq \psi_i/2 \wedge x \in \text{DIS}(r_i, y)),$$

and then apply Freedman's inequality to obtain that with probability at least $1 - \delta/2$

$$L_1 \leq 2 \sum_{i=1}^n \frac{2r_i}{\psi_i} \theta_1 + 3\log(2/\delta) \leq 8\theta_1 n \sqrt{88K\kappa\nu_n} + 3\log(2/\delta).$$

This establishes both label complexity bounds for the high noise case.

Proof of Theorem 7. Using the same notations as in the bound for the high noise case we first express the L_2 label complexity as

$$\sum_y Q_i(y) = \sum_y \mathbb{1}\{|Y_i| > 1, y \in Y_i\} Q_i(y).$$

We need to do two things with the first part of the query indicator, so we have duplicated it here. For the second, we will use the derivation above to relate the query rule to the disagreement region. For the first, by Lemma 5, for $y \neq y_i^*$, we can derive the bound

$$\begin{aligned} \mathbb{1}\{f^*(x_i; y) - f^*(x_i; y_i^*) \leq \gamma(x_i, y, \mathcal{F}_{\text{csr}}(r_i)) + \gamma(x_i, y_i^*, \mathcal{F}_{\text{csr}}(r_i)) + \psi_i/2\} \\ \leq \mathbb{1}\{\tau - \psi_i/2 \leq \gamma(x_i, y, \mathcal{F}_{\text{csr}}(r_i)) + \gamma(x_i, y_i^*, \mathcal{F}_{\text{csr}}(r_i))\}. \end{aligned}$$

For $y = y_i^*$, we get the same bound but with \tilde{y}_i , also by Lemma 5. Focusing on just one of these terms, say where $y \neq y_i^*$ and any round where $\tau \geq \psi_i$, we get

$$\begin{aligned} \mathbb{1}\{\tau - \psi_i/2 \leq \gamma(x_i, y, \mathcal{F}_{\text{csr}}(r_i)) + \gamma(x_i, y_i^*, \mathcal{F}_{\text{csr}}(r_i))\} Q_i(y) \\ \leq \mathbb{1}\{\tau/2 \leq \gamma(x_i, y, \mathcal{F}_{\text{csr}}(r_i)) + \gamma(x_i, y_i^*, \mathcal{F}_{\text{csr}}(r_i))\} Q_i(y) \\ \leq \mathbb{1}\{\tau/4 \leq \gamma(x_i, y, \mathcal{F}_{\text{csr}}(r_i))\} Q_i(y) + \mathbb{1}\{\tau/4 \leq \gamma(x_i, y_i^*, \mathcal{F}_{\text{csr}}(r_i))\} Q_i(y) \\ \leq D_i(y) + D_i(y_i^*), \end{aligned}$$

where for shorthand we have defined $D_i(y) \triangleq \mathbb{1}\{\tau/4 \leq \gamma(x_i, y, \mathcal{F}_{\text{csr}}(r_i)) \wedge x_i \in \text{DIS}(r_i, y)\}$. The derivation for the first term is straightforward. We obtain the disagreement region for y_i^* since the fact that we query y (i.e. $Q_i(y)$) implies there is f such that $h_f(x_i) = y$, so this function witnesses disagreement to y_i^* .

The term involving y_i^* and \tilde{y}_i is bounded in essentially the same way, since we know that when $|Y_i| > 1$, there exists two function $f, f' \in \mathcal{F}_i$ such that $h_f(x_i) = \tilde{y}_i$ and $h_{f'}(x_i) = y_i^*$. In total, we can bound the L_2 label complexity at any round i such that $\tau \geq \psi_i$ by

$$L_2 \leq D_i(\tilde{y}_i) + D_i(y_i^*) + \sum_{y \neq y_i^*} (D_i(y) + D_i(y_i^*)) \leq KD_i(y_i^*) + 2 \sum_y D_i(y)$$

For the earlier rounds, we simply upper bound the label complexity by K . Since the range of this random variable is at most $3K$, using Freedman's inequality just as in the high noise case, we get that with probability at least $1 - \delta/2$

$$\begin{aligned} L_2 &\leq \sum_{i=1}^n K \mathbf{1}\{\tau \leq \psi_i\} + 2 \sum_{i=2}^n \mathbb{E}_i K D_i(y_i^*) + 2 \sum_y D_i(y) + 9K \log(2/\delta) \\ &\leq K \lceil 1/\tau^2 \rceil + \frac{8}{\tau} (K\theta_1 + \theta_2) \sum_{i=2}^n r_i + 9K \log(2/\delta). \end{aligned}$$

The first line here is the application of Freedman's inequality. In the second, we evaluate the expectation, which we can relate to the disagreement coefficients θ_1, θ_2 . Moreover, we use the setting $\psi_i = 1/\sqrt{i}$ to evaluate the first term. As a technicality, we remove the index $i = 1$ from the second summation, since we are already accounting for queries on the first round in the first term. The last step is to evaluate the series, for which we use the definition of $r_i = \min_{\zeta > 0} \{\zeta P_\zeta + 44K\Delta_i/\zeta\}$ and set $\zeta = \tau$, the Massart noise level. This gives $r_i = 44K\Delta_i/\tau$. In total, we get

$$L_2 \leq K \lceil 1/\tau^2 \rceil + \frac{352K\kappa\nu_n}{\tau^2} (K\theta_1 + \theta_2) \log(n) + 9K \log(2/\delta).$$

For L_1 we use a very similar argument. First, by Lemmas 4 and 5

$$L_1 \leq \sum_{i=1}^n \mathbf{1}\{|Y_i| > 1 \wedge \exists y \in Y_i, \gamma(x_i, y, \mathcal{F}_{\text{csr}}(r_i)) \geq \psi_i/2\}.$$

Again by Lemma 5, we know that

$$|Y_i| > 1 \wedge y \in Y_i \Rightarrow \exists f, f' \in \mathcal{F}_{\text{csr}}(r_i), h_f(x_i) = y \neq h_{f'}(x_i).$$

Moreover, one of the two classifiers can be f^* , and so, when $\tau \geq \psi_i$, we can deduce

$$\begin{aligned} &\Rightarrow f^*(x_i, y) - f^*(x_i, y_i^*) \leq \gamma(x_i, y, \mathcal{F}_{\text{csr}}(r_i)) + \gamma(x_i, y_i^*, \mathcal{F}_{\text{csr}}(r_i)) + \psi_i/2 \\ &\Rightarrow \tau/4 \leq \gamma(x_i, y, \mathcal{F}_{\text{csr}}(r_i)) \wedge \tau/4 \leq \gamma(x_i, y_i^*, \mathcal{F}_{\text{csr}}(r_i)). \end{aligned}$$

Combining this argument, we bound the L_1 label complexity as

$$L_1 \leq \sum_{i=1}^n \mathbf{1}\{\tau \leq \psi_i\} + \sum_{i=2}^n \mathbf{1}\{\exists y \mid x_i \in \text{DIS}(\mathcal{F}_{\text{csr}}(r_i), r) \wedge \gamma(x_i, y, \mathcal{F}_{\text{csr}}(r_i)) \geq \tau/4\}.$$

Applying Freedman's inequality just as before gives

$$L_1 \leq \lceil 1/\tau^2 \rceil + 2 \sum_{i=2}^n \frac{4r_i}{\tau} \theta_1 + 2 \log(2/\delta) \leq \lceil 1/\tau^2 \rceil + \frac{352K\kappa\nu_n}{\tau^2} \theta_1 \log(n) + 2 \log(2/\delta),$$

with probability at least $1 - \delta/2$.

Proof of Theorem 8. For the Tsybakov case, the same argument as in the Massart case gives that with probability at least $1 - \delta/2$

$$L_2 \leq K \lceil 1/\tau^2 \rceil + \frac{8}{\tau} (K\theta_1 + \theta_2) \sum_{i=2}^n r_i + n\beta\tau^\alpha + 9K \log(2/\delta).$$

The main difference here is the term scaling with $n\tau^\alpha$ which arises since we do not have the deterministic bound $f^*(x_i, y) - f^*(x_i, y_i^*) \geq \tau$ as we used in the Massart case, but rather this happens except with probability $\beta\tau^\alpha$ (provided $\tau \leq \tau_0$). Now we must optimize ζ in the definition of r_i and then τ .

For ζ the optimal setting is $(44K\Delta_i/\beta)^{\frac{1}{\alpha+2}}$ which gives $r_i \leq 2(44K\Delta_i/\beta)^{\frac{\alpha+1}{\alpha+2}}$. Since we want to set $\zeta \leq \tau_0$, this requires $i \geq 1 + \frac{44K\kappa\nu_n}{\beta\tau_0^{\alpha+2}}$. For these early rounds we will simply pay K in the label complexity, but this will be dominated by other higher order terms. For the later rounds, we get

$$\sum_{i=2}^n r_i \leq 2 \left(\frac{44K\kappa\nu_n}{\beta} \right)^{\frac{\alpha+1}{\alpha+2}} \sum_{i=2}^n \left(\frac{1}{i-1} \right)^{\frac{\alpha+1}{\alpha+2}} \leq 4 \left(\frac{44K\kappa\nu_n}{\beta} \right)^{\frac{\alpha+1}{\alpha+2}} n^{\frac{1}{\alpha+2}}$$

This bound uses that for any exponent $z \in (0, 1)$ and $i \geq 2$, $(i-1)^{-z} \leq 2(i-1)^{1-z} - 2(i-2)^{1-z}$, which telescopes. At this point, the terms involving τ in our bound are

$$K \lceil 1/\tau^2 \rceil + \frac{32}{\tau} (K\theta_1 + \theta_2) \left(\frac{44K\kappa\nu_n}{\beta} \right)^{\frac{\alpha+1}{\alpha+2}} n^{\frac{1}{\alpha+2}} + n\beta\tau^\alpha$$

We set $\tau = (32(K\theta_1 + \theta_2))^{\frac{1}{\alpha+1}} (44K\kappa\nu_n/\beta)^{\frac{1}{\alpha+2}} n^{\frac{-1}{\alpha+2}}$ by optimizing the second two terms which gives a final bound of

$$L_2 \leq \mathcal{O} \left((K\theta_1 + \theta_2)^{\frac{\alpha}{\alpha+1}} (K\nu_n)^{\frac{\alpha}{\alpha+2}} n^{\frac{2}{\alpha+2}} + K \log(1/\delta) \right).$$

This follows since the $1/\tau^2$ term agrees in the n dependence and is lower order in other parameters, while the unaccounted for querying in the early rounds is independent of n . The bound of course requires that $\tau \leq \tau_0$, which again requires n large enough.

The L_1 bound requires only slightly different calculations. Following the derivation for the Massart case, we get

$$L_1 \leq \lceil 1/\tau^2 \rceil + \frac{8\theta_1}{\tau} \sum_{i=2}^n r_i + 2 \log(2/\delta) \leq \lceil 1/\tau^2 \rceil + \frac{8\theta_1}{\tau} \left(\frac{44K\kappa\nu_n}{\beta} \right)^{\frac{\alpha+1}{\alpha+2}} n^{\frac{1}{\alpha+2}} + 2 \log(2/\delta),$$

not counting the lower order term for the querying in the early rounds. Here we set $\tau = (8\theta_1)^{\frac{1}{\alpha+1}} (44K\kappa\nu_n/\beta)^{\frac{1}{\alpha+2}} n^{\frac{-1}{\alpha+2}}$ to obtain

$$L_1 \leq \mathcal{O} \left(\theta_1^{\frac{\alpha}{\alpha+1}} (K\nu_n)^{\frac{\alpha}{\alpha+2}} n^{\frac{2}{\alpha+2}} + \log(1/\delta) \right).$$

9 Discussion

This paper presents a new active learning algorithm for cost-sensitive multiclass classification. The algorithm enjoys strong theoretical guarantees on running time, generalization error, and label complexity. The main

algorithmic innovation is a new way to compute the maximum and minimum costs predicted by a regression function in the version space. We also design an online algorithm inspired by our theoretical analysis that outperforms passive baselines both in CSMC and structured prediction.

On a technical level, our algorithm uses a square loss oracle to search the version space and drive the query strategy. This contrasts with many recent results using argmax or 0/1-loss minimization oracles for information acquisition problems like contextual bandits [2]. As these involve NP-hard optimizations in general, an intriguing question is whether we can use a square loss oracle for contextual bandit learning. We hope to answer this question in future work.

Acknowledgements

Part of this research was completed while AK and TKH were at Microsoft Research.

A Proof of Theorem 9

In the proof, we mostly work with the empirical ℓ_1 covering number for \mathcal{G} .

Definition 3 (Covering numbers). *Given a function class $\mathcal{G} \subset \mathcal{X} \rightarrow \mathbb{R}$, $\alpha > 0$, and a sample $X = (x_1, \dots, x_n) \in \mathcal{X}^n$, the covering number $\mathcal{N}_1(\alpha, \mathcal{H}, X)$ is the minimum cardinality of a set $V \subset \mathbb{R}^n$ such that for any $g \in \mathcal{G}$, there exists a $v = (v_1, \dots, v_n) \in V$ such that $\frac{1}{n} \sum_{i=1}^n |g(x_i) - v_i| \leq \alpha$.*

At the end of the proof we translate to the pseudo-dimension using the well known relationship due to Haussler.

Lemma 6 (Covering number and Pseudo-dimension [20]). *Given a hypothesis class $\mathcal{G} \subset \mathcal{X} \rightarrow \mathbb{R}$ with $\text{Pdim}(\mathcal{G}) \leq d$, for any $X \in \mathcal{X}^n$ we have*

$$\mathcal{N}_1(\alpha, \mathcal{G}, X) \leq e(d+1) \left(\frac{2e}{\alpha} \right)^d$$

Fixing i and y , and working toward (15) we seek to bound

$$\mathbb{P} \left(\sup_{g \in \mathcal{G}} \sum_{j=1}^i M_j(g; y) - \frac{3}{2} \mathbb{E}_j[M_j(g; y)] \geq \tau \right) \quad (20)$$

The bound on the other tail is similar. In this section, we sometimes treat the query rule as a function which maps an x to a query decision. We use the notation $\mathbf{Q}_j : \mathcal{X} \rightarrow \{0, 1\}$ to denote the query function used after seeing the first $j-1$ examples. Thus, our query indicator Q_j is simply the instantiation $\mathbf{Q}_j(x_j)$. Throughout this section, we work for an individual label y so that we omit an explicit dependence on y in all our arguments and notation. For notational convenience, we use $z_j = (x_j, c_j, Q_j)$ and with $g^*(\cdot) = f^*(\cdot; y)$, we define

$$\xi_j = g^*(x_j) - c_j \quad \text{and} \quad \ell(g, x) = (g(x) - g^*(x)). \quad (21)$$

Note that ξ_j is a centered random variable, independent of everything else. We now introduce some standard concepts from martingale theory in order to start with the proof of Theorem 9.

Definition 4 (Tangent sequence). *For a dependent sequence z_1, \dots, z_i we use z'_1, \dots, z'_i to denote a tangent sequence, where $z'_j | z_{1:j-1} \stackrel{d}{=} z_j | z_{1:j-1}$. In particular, z'_j is measurable with respect to the σ -field $\sigma(z_1, \dots, z_{j-1})$ and conditioned on z_1, \dots, z_i the random variables z'_1, \dots, z'_i are independent.*

In fact, in our case we have $z'_j = (x'_j, c'_j, Q'_j)$ where $(x'_j, c'_j) \sim \mathcal{D}$ and $Q'_j : \mathcal{X} \rightarrow \{0, 1\}$ is identical to Q_j . We use $M'_j(g)$ to denote the empirical excess square loss on sample z'_j . Note also that we will continue to use our previous notation of \mathbb{E}_j , which will denote conditioning on z_1, \dots, z_{j-1} . We next introduce one more random process, and then proceed with the proof.

Definition 5 (Tree process). *A tree process \mathcal{Q} is a binary tree of depth i where each node is decorated with a value from $\{0, 1\}$. For a Rademacher sequence $\sigma \in \{-1, 1\}^i$ we use $\mathcal{Q}_i(\sigma)$ to denote the value at the node reached when applying the actions $\sigma_1, \dots, \sigma_{i-1}$ from the root, where $+1$ denotes left and -1 denotes right.*

The proof follows a fairly standard recipe for proving uniform convergence bounds, but has many steps that all require minor modifications from standard arguments. We compartmentalize each step in various lemmata:

1. In Lemma 7, we introduce a ghost sample and replace the conditional expectation $\mathbb{E}_j[\cdot]$ in (20) with an empirical term evaluated on an *tangent sequence*.
2. In Lemma 8, we perform symmetrization and introduce Rademacher random variables and the associated tree process.
3. In Lemma 9 we control the symmetrized process for finite \mathcal{G} .
4. In Lemma 10, we use the covering number to discretize \mathcal{G} so that we can apply Lemma 9.

We now state and prove the intermediate results.

Lemma 7 (Ghost sample). *Let $Z = (z_1, \dots, z_i)$ be the sequence of (x, c, Q) triples and let $Z' = (z'_1, \dots, z'_i)$ be a tangent sequence. Then for $\beta_0 \geq \beta_1 > 0$ if $\tau \geq \frac{4(1+\beta_1)^2}{(\beta_0-\beta_1)}$, then*

$$\begin{aligned}
& \mathbb{P}_Z \left[\sup_{g \in \mathcal{G}} \sum_{j=1}^i M_j(g) - (1 + 2\beta_0) \mathbb{E}_j M_j(g) \geq \tau \right] \\
& \leq 2\mathbb{P}_{Z, Z'} \left[\sup_{g \in \mathcal{G}} \sum_{j=1}^i M_j(g) - M'_j(g) - 2\beta_1 Q_j(x'_j) \ell^2(g, x'_j) \geq \frac{\tau}{2} \right], \\
& \mathbb{P}_Z \left[\sup_{g \in \mathcal{G}} \sum_{j=1}^i (1 - 2\beta_0) \mathbb{E}_j M_j(g) - M_j(g) \geq \tau \right] \\
& \leq 2\mathbb{P}_{Z, Z'} \left[\sup_{g \in \mathcal{G}} \sum_{j=1}^i M'_j(g) - M_j(g) - 2\beta_1 Q_j(x'_j) \ell^2(g, x'_j) \geq \frac{\tau}{2} \right].
\end{aligned}$$

Proof. We derive the first inequality, beginning with the right hand side and working toward a lower bound. The main idea is to condition on Z and just work with the randomness in Z' . To this end, let \hat{g} achieve the supremum on the left hand side, and define the events

$$\begin{aligned}
E &= \left\{ \sum_{j=1}^i M_j(\hat{g}) - (1 + 2\beta_0) \mathbb{E}_j M_j(\hat{g}) \geq \tau \right\} \\
E' &= \left\{ \sum_{j=1}^i M'_j(\hat{g}) + 2\beta_1 Q_j(x'_j) \ell^2(\hat{g}, x'_j) - (1 + 2\beta_0) \mathbb{E}_j M'_j(\hat{g}) \leq \tau/2 \right\}
\end{aligned}$$

Then, starting from the right hand side, by adding and subtracting $(1 + 2\beta_0) \mathbb{E}_j M_j(\hat{g})$ we get

$$\begin{aligned}
& \mathbb{P}_{Z, Z'} \left[\sup_{g \in \mathcal{G}} \sum_{j=1}^i M_j(g) - M'_j(g) - 2\beta_1 Q_j(x'_j) \ell^2(g, x'_j) \geq \tau/2 \right] \\
& \geq \mathbb{P}_{Z, Z'} \left[\sum_{j=1}^i M_j(\hat{g}) - M'_j(\hat{g}) - 2\beta_1 Q_j(x'_j) \ell^2(\hat{g}, x'_j) \geq \tau/2 \right] \\
& \geq \mathbb{P}_{Z, Z'} [E \cap E'] = \mathbb{E}_Z [\mathbf{1}\{E\} \times \mathbb{P}_{Z'}[E'|Z]]
\end{aligned}$$

Since we have defined \hat{g} to achieve the supremum, we know that

$$\mathbb{E}_Z \mathbf{1}\{E\} = \mathbb{P}_Z \left[\sup_{g \in \mathcal{G}} \sum_{j=1}^i M_j(g) - (1 + 2\beta_0) \mathbb{E}_j M_j(g) \geq \tau \right].$$

which is precisely the left hand side of the desired inequality. Hence we need to the $\mathbb{P}_{Z'}[E'|Z]$ term. For this term, we note that

$$\begin{aligned} \mathbb{P}_{Z'}[E'|Z] &= \mathbb{P}_{Z'} \left[\sum_{i=1}^n M'_j(\hat{g}) + 2\beta_1 Q_j(x'_j) \ell^2(\hat{g}, x'_j) - (1 + 2\beta_0) \mathbb{E}_j M'_j(\hat{g}) \leq \tau/2 \mid Z \right] \\ &\stackrel{(a)}{=} \mathbb{P}_{Z'} \left[\sum_{i=1}^n M'_j(\hat{g}) + 2\beta_1 \mathbb{E}_j M'_j(\hat{g}) - (1 + 2\beta_0) \mathbb{E}_j M'_j(\hat{g}) \leq \tau/2 \mid Z \right] \\ &= \mathbb{P}_{Z'} \left[\sum_{i=1}^n (M'_j(\hat{g}) - \mathbb{E}_j M'_j(\hat{g})) + 2(\beta_1 - \beta_0) \mathbb{E}_j M'_j(\hat{g}) \leq \tau/2 \mid Z \right]. \end{aligned}$$

Here the equality (a) follows since $\mathbb{E}_j[M'_j(g) \mid Z] = Q_j(x'_j) \ell^2(g, x'_j)$ for any g by Lemma 2. Since we are conditioning on Z inside the probability, and hence in the expectation as well, then \hat{g} is also not a random function and the same equality holds when we take expectation over Z' , even for \hat{g} . With this, we can now invoke Chebyshev's inequality to bound the probability as

$$\begin{aligned} \mathbb{P}_{Z'}[E'|Z] &= 1 - \mathbb{P}_{Z'} \left[\sum_{j=1}^i M'_j(\hat{g}) + 2\beta_1 Q_j(x'_j) \ell^2(\hat{g}, x'_j) - (1 + 2\beta_0) \mathbb{E}_j M'_j(\hat{g}) \geq \tau/2 \mid Z \right] \\ &\geq 1 - \frac{\text{Var} \left[\sum_{j=1}^i M'_j(\hat{g}) + 2\beta_1 Q_j(x'_j) \ell^2(\hat{g}, x'_j) \mid Z \right]}{(\tau/2 + 2(\beta_0 - \beta_1) \sum_i \mathbb{E}_j [Q_j(x'_j) \ell^2(\hat{g}, x'_j) \mid Z])^2}. \end{aligned}$$

Since we are working conditional on Z , we can leverage the independence of Z' (recall Definition 4) to bound the variance term.

$$\begin{aligned} &\text{Var} \left[\sum_{j=1}^i M'_j(g) + 2\beta_1 Q_j(x'_j) \ell^2(\hat{g}, x'_j) \mid Z \right] \\ &\leq \sum_{j=1}^i \mathbb{E}_j [M'_j(\hat{g})^2 + (2\beta_1)^2 Q_j(x'_j) \ell^4(\hat{g}, x'_j) + 4\beta_1 M'_j(\hat{g}) Q_j(x'_j) \ell^2(\hat{g}, x'_j)] \\ &\leq 4(1 + \beta_1)^2 \sum_{j=1}^i \mathbb{E}_j Q_j(x'_j) \ell^2(\hat{g}, x'_j) \end{aligned}$$

Here we use that $\text{Var}[X] \leq \mathbb{E}[X^2]$ and then we use that $\ell^2 \leq \ell$ since the loss is bounded in $[0, 1]$ along with Lemma 2. Returning to the application of Chebyshev's inequality, if we expand the quadratic in the denominator and drop all but the cross term, we get the bound

$$\mathbb{P}'_Z[E'|Z] \geq 1 - \frac{2(1 + \beta_1)^2}{\tau(\beta_0 - \beta_1)} \geq 1/2,$$

where the last step uses the requirement on τ . This establishes the first inequality.

For the second inequality the steps are nearly identical. Let \hat{g} achieve the supremum on the left hand side and define

$$E = \left\{ \sum_{j=1}^i (1 - 2\beta_0) \mathbb{E}_j M_j(\hat{g}) - M_j(\hat{g}) \geq \tau \right\}$$

$$E' = \left\{ \sum_{j=1}^i (1 - 2\beta_0) \mathbb{E}_j M'_j(\hat{g}) - M'_j(\hat{g}) + 2\beta_1 Q_j(x'_j) \ell^2(\hat{g}, x'_j) \leq \tau/2 \right\}.$$

Using the same argument, we can lower bound the right hand side by

$$\mathbb{P} \left[\sup_{g \in \mathcal{G}} \sum_{j=1}^i M'_j(g) - M_j(g) - 2\beta_1 Q_j(x'_j) \ell^2(g, x'_j) \geq \tau/2 \right] \geq \mathbb{E}_Z [\mathbf{1}\{E\} \times \mathbb{P}_{Z'} [E'|Z]]$$

Applying Chebyshev's inequality on this latter term yields exactly the same expression as for the other tail. \square

Lemma 8 (Symmetrization). *Using the same notation as in Lemma 7, we have*

$$\mathbb{P}_{Z, Z'} \left[\sup_{g \in \mathcal{G}} \sum_{j=1}^i M_j(g) - M'_j(g) - 2\beta_1 Q_j(x'_j) \ell^2(g, x'_j) \geq \tau \right]$$

$$\leq 2\mathbb{E} \sup_Q \mathbb{P}_\epsilon \left[\sup_{g \in \mathcal{G}} \sum_{j=1}^i \epsilon_j Q_j(\epsilon) ((1 + \beta_1) \ell(g, x_j)^2 + 2\xi_j \ell(g, x_j)) - \beta_1 Q_j(\epsilon) \ell(g, x_j)^2 \geq \tau/2 \right].$$

the same bound holds on the lower tail with $(1 - \beta_1)$ replacing $(1 + \beta_1)$.

Proof. For this proof, we think of Q_j as a binary variable that is dependent on z_1, \dots, z_{j-1} and x_j . Similarly Q'_j depends on z_1, \dots, z_{j-1} and x'_j . Using this notation, and decomposing the square loss, we get

$$M_j(g) = Q_j [(g(x_j) - c_j)^2 - (g^*(x_j) - c_j)^2] = Q_j \ell^2(g, x_j) + 2Q_j \xi_j \ell(g, x_j).$$

As such, we can write

$$M_j(g) - M'_j(g) - 2\beta_1 Q'_j \ell^2(g, x'_j) = \underbrace{(1 + \beta_1) Q_j \ell^2(g, x_j) + 2Q_j \xi_j \ell(g, x_j)}_{\triangleq T_{1,j}} - \underbrace{\beta_1 Q_j \ell^2(g, x_j)}_{\triangleq T_{2,j}}$$

$$- \underbrace{(1 + \beta_1) Q'_j \ell^2(g, x'_j) - 2Q'_j \xi'_j \ell(g, x'_j)}_{\triangleq T'_{1,j}} - \underbrace{\beta_1 Q'_j \ell^2(g, x'_j)}_{\triangleq T'_{2,j}}.$$

Here we have introduced the short forms $T_{1,j}, T_{2,j}$ and the primed version just to condense the derivations. Overall we must bound

$$\mathbb{P}_{Z, Z'} \left[\sup_{g \in \mathcal{G}} \sum_{j=1}^i T_{1,j} - T_{2,j} - T'_{1,j} - T'_{2,j} \geq \tau \right] = \mathbb{E}_{Z, Z'} [\mathbf{1}\{ \sup_{g \in \mathcal{G}} \sum_{j=1}^i T_{1,j} - T_{2,j} - T'_{1,j} - T'_{2,j} \geq \tau \}]$$

Observe that in the final term $T_{1,i}, T'_{1,i}$ are random variables with identical conditional distribution, since there are no further dependencies and (x_i, ξ_i, Q_i) are identically distributed to (x'_i, ξ'_i, Q'_i) . As such, we can symmetrize the i^{th} term by introducing the Rademacher random variable $\epsilon_i \in \{-1, +1\}$ to obtain

$$\begin{aligned} & \mathbb{E}_{Z, Z'} \mathbb{E}_{\epsilon_i} \mathbf{1} \left\{ \sup_{g \in \mathcal{G}} \sum_{j=1}^{i-1} T_{1,j} - T_{2,j} + \epsilon_i (T_{1,i} - T'_{1,i}) - \sum_{j=1}^i (T_{2,j} + T'_{2,j}) \geq \tau \right\} \\ & \leq \mathbb{E}_{Z, Z'} \sup_{Q_i, Q'_i} \mathbb{E}_{\epsilon_i} \mathbf{1} \left\{ \sup_{g \in \mathcal{G}} \sum_{j=1}^{i-1} T_{1,j} - T_{2,j} + \epsilon_i (T_{1,i} - T'_{1,i}) - \sum_{j=1}^i (T_{2,j} + T'_{2,j}) \geq \tau \right\} \end{aligned}$$

Here in the second step, we have replace the expectation over Q_i, Q'_i with supremum, which breaks the future dependencies for the $(i-1)^{\text{st}}$ term. Note that while we still write $\mathbb{E}_{Z, Z'}$, we are no longer taking expectation over Q_i, Q'_i here. The important point is that since x_j, ξ_j are all i.i.d., the only dependencies in the martingale are through Q_j s and by taking supremum over Q_i, Q'_i , swapping the role of $T_{1,i-1}$ and $T'_{1,i-1}$ no longer has any future effects. Thus we can symmetrize the $(i-1)^{\text{st}}$ term. Continuing in this way, we get

$$\begin{aligned} & \mathbb{E} \mathbb{E}_{\epsilon_{i-1}} \sup_{Q_i, Q'_i} \mathbb{E}_{\epsilon_i} \mathbf{1} \left\{ \sup_{g \in \mathcal{G}} \sum_{j=1}^{i-2} T_{1,j} - T_{2,j} + \sum_{j=i-1}^i \epsilon_j (T_{1,j} - T'_{1,j}) - \sum_{j=1}^i (T_{2,j} + T'_{2,j}) \geq \tau \right\} \\ & \leq \mathbb{E} \sup_{Q_{i-1}, Q'_{i-1}} \mathbb{E}_{\epsilon_{i-1}} \sup_{Q_i, Q'_i} \mathbb{E}_{\epsilon_i} \mathbf{1} \left\{ \sup_{g \in \mathcal{G}} \sum_{j=1}^{i-2} T_{1,j} - T_{2,j} + \sum_{j=i-1}^i \epsilon_j (T_{1,j} - T'_{1,j}) - \sum_{j=1}^i (T_{2,j} + T'_{2,j}) \geq \tau \right\} \\ & \dots \leq \mathbb{E} \left\langle \sup_{Q_j, Q'_j} \mathbb{E}_{\epsilon_j} \right\rangle_{j=1}^i \mathbf{1} \left\{ \sup_{g \in \mathcal{G}} \sum_{j=1}^i \epsilon_j (T_{1,j} - T'_{1,j}) - \sum_{j=1}^i (T_{2,j} + T'_{2,j}) \geq \tau \right\} \end{aligned}$$

Here in the final expression the outer expectation is just over the variables x_j, x'_j, ξ_j, ξ'_j and the bracket notation denotes interleaved supremum and expectation. Expanding the definitions of $T_{1,i}, T_{2,i}$, we currently have

$$\begin{aligned} & \mathbb{E} \left\langle \sup_{Q_j, Q'_j} \mathbb{E}_{\epsilon_j} \right\rangle_{j=1}^i \mathbf{1} \left\{ \sup_{g \in \mathcal{G}} \sum_{j=1}^i \epsilon_j [(1 + \beta_1) Q_j \ell^2(g, x_j) + 2 Q_j \xi_j \ell(g, x_j)] - \sum_{j=1}^i \beta_1 Q_j \ell^2(g, x_j) \right. \\ & \quad \left. - \sum_{j=1}^i \epsilon_j [(1 + \beta_1) Q'_j \ell^2(g, x'_j) + 2 Q'_j \xi'_j \ell(g, x'_j)] - \sum_{j=1}^i \beta_1 Q'_j \ell^2(g, x'_j) \geq \tau \right\} \end{aligned}$$

Next we use the standard trick of splitting the supremum over g into a supremum over two functions g, g' , where g' optimizes the primed terms. This provides an upper bound, but moreover if we replace τ with $\tau/2$ we can split the indicator into two and this becomes

$$\begin{aligned} & 2 \mathbb{E} \left\langle \sup_{Q_j} \mathbb{E}_{\epsilon_j} \right\rangle_{j=1}^i \mathbf{1} \left\{ \sup_{g \in \mathcal{G}} \sum_{j=1}^i \epsilon_j Q_j [(1 + \beta_1) \ell^2(g, x_j) + 2 \xi_j \ell(g, x_j)] - \beta_1 Q_j \ell^2(g, x_j) \geq \tau/2 \right\} \\ & = 2 \mathbb{E} \sup_Q \mathbb{P}_\epsilon \left[\sup_{g \in \mathcal{G}} \sum_{j=1}^i \epsilon_j Q_j(\epsilon) [(1 + \beta_1) \ell^2(g, x_j) + 2 \xi_j \ell(g, x_j)] - \beta_1 Q_j(\epsilon) \ell^2(g, x_j) \geq \tau/2 \right]. \end{aligned}$$

The tree process \mathcal{Q} arises here because the interleaved supremum and expectation is equivalent to choosing a binary tree decorated with values from $\{0, 1\}$ and then navigating the tree using the Rademacher random variables ϵ . The bound for the other tail is proved in the same way, except $(1 + \beta_1)$ is replaced by $(1 - \beta_1)$. \square

The next lemma is more standard, and follows from the union bound and the bound on the Rademacher moment generating function.

Lemma 9 (Finite class bound). *For any $x_{1:i}, \xi_{1:i}, \mathcal{Q}$, and for finite \mathcal{G} , we have*

$$\begin{aligned} & \mathbb{P}_\epsilon \left[\max_{g \in \mathcal{G}} \sum_{j=1}^i \epsilon_j \mathcal{Q}_j(\epsilon) \left[(1 + \beta_1) \ell^2(g, x_j) + 2\xi_j \ell(g, x_j) \right] - \beta_1 \mathcal{Q}_j(\epsilon) \ell^2(g, x_j) \geq \tau \right] \\ & \leq |\mathcal{G}| \exp \left(\frac{-2\beta_1 \tau}{(3 + \beta_1)^2} \right). \end{aligned}$$

The same bound applies for the lower tail.

Proof. Applying the union bound and the Chernoff trick, we get that for any $\lambda > 0$ the LHS is bounded by

$$\begin{aligned} & \sum_g \exp(-\tau \lambda) \mathbb{E}_\epsilon \exp \left\{ \lambda \left[\sum_{j=1}^i \underbrace{\epsilon_j \mathcal{Q}_j(\epsilon) \left[(1 + \beta_1) \ell^2(g, x_j) + 2\xi_j \ell(g, x_j) \right] - \beta_1 \mathcal{Q}_j(\epsilon) \ell^2(g, x_j)}_{\triangleq T_{3,j}} \right] \right\} \\ & = \sum_g \exp(-\tau \lambda) \mathbb{E}_{\epsilon_{1:i-1}} \exp \left\{ \lambda \sum_{j=1}^{i-1} T_{3,j} \right\} \times \mathbb{E}_{\epsilon_i | \epsilon_{1:i-1}} \exp(\lambda T_{3,i}) \end{aligned}$$

Let us examine the i^{th} term conditional on $\epsilon_{1:i-1}$. Conditionally on $\epsilon_{1:i-1}$, $\mathcal{Q}_i(\epsilon)$ is no longer random, so we can apply the MGF bound for Rademacher random variables to get

$$\begin{aligned} & \mathbb{E}_{\epsilon_i | \epsilon_{1:i-1}} \exp \left\{ \lambda \epsilon_i \mathcal{Q}_i(\epsilon) \left[(1 + \beta_1) \ell^2(g, x_i) + 2\xi_i \ell(g, x_i) \right] - \lambda \beta_1 \mathcal{Q}_i(\epsilon) \ell^2(g, x_i) \right\} \\ & \leq \exp \left\{ \frac{\lambda^2}{2} \mathcal{Q}_i(\epsilon) \left[(1 + \beta_1) \ell^2(g, x_i) + 2\xi_i \ell(g, x_i) \right]^2 - \lambda \beta_1 \mathcal{Q}_i(\epsilon) \ell^2(g, x_i) \right\} \\ & \leq \exp \left\{ \lambda^2 \mathcal{Q}_i(\epsilon) \frac{(3 + \beta_1)^2}{2} \ell^2(g, x_i) - \lambda \beta_1 \mathcal{Q}_i(\epsilon) \ell^2(g, x_i) \right\} \\ & \leq 1 \end{aligned}$$

Here the first inequality is the standard MGF bound on Rademacher random variables $\mathbb{E} \exp(a\epsilon) \leq \exp(a^2/2)$. In the second line we expand the square and use that $\ell, \xi \in [-1, 1]$ to upper bound all the terms. Finally, we use the choice of $\lambda = \frac{2\beta_1}{(3 + \beta_1)^2}$. Repeating this argument from i down to 1, finishes the proof of the upper tail. The same argument applies for the lower tail, but we actually get $(3 - \beta_1)^2$ in the denominator, which is of course upper bounded by $(3 + \beta_1)^2$, since $\beta_1 > 0$. \square

Lemma 10 (Discretization). *Fix x_1, \dots, x_i and let $V \subset \mathbb{R}^i$ be a cover of \mathcal{G} at scale α on points x_1, \dots, x_i . Then for any \mathcal{Q}*

$$\mathbb{P}_\epsilon \left[\sup_{g \in \mathcal{G}} \sum_{j=1}^i \epsilon_j \mathcal{Q}_j(\epsilon) [(1 + \beta_1)\ell^2(g, x_j) + 2\xi_j \ell(g, x_j)] - \beta_1 \mathcal{Q}_j(\epsilon) \ell^2(g, x_j) \geq \tau \right] \leq$$

$$\mathbb{P}_\epsilon \left[\sup_{v \in V} \sum_{j=1}^i \epsilon_j \mathcal{Q}_j(\epsilon) [(1 + \beta_1)\ell^2(v, x_j) + 2\xi_j \ell(v, x_j)] - \beta_1 \mathcal{Q}_j(\epsilon) \ell^2(v, x_j) \geq \tau - 4i(1 + \beta)\alpha \right].$$

The same bound holds for the lower tail, using with $1 - \beta_1$. Here we use the notation $\ell(v, x_j) = (v_j - g^*(x_j))$.

Proof. Observe first that if v is the covering element for g , then we are guaranteed that

$$\frac{1}{i} \sum_{j=1}^i |\ell(g, x_j) - \ell(v, x_j)| = \frac{1}{i} \sum_{j=1}^i |g(x_j) - v_j| \leq \alpha$$

$$\frac{1}{i} \sum_{j=1}^i |\ell^2(g, x_j) - \ell^2(v, x_j)| = \frac{1}{i} \sum_{j=1}^i |(g(x_j) - v_j)(g(x_j) + v_j - 2g^*(x_j))| \leq 2\alpha,$$

since $g, v, g^* \in [0, 1]$. Thus, adding and subtracting the corresponding terms for v , and applying these bounds, we get a residual term of $i\alpha(2(1 + \beta_1) + 2 + 2\beta_1) = 4i\alpha(1 + \beta_1)$. \square

Proof of Theorem 9. Finally we can derive the deviation bound. We first do the upper tail, $M_j - \mathbb{E}_j M_j$. Set $\beta_0 = 1/4, \beta_1 = 1/8$ and apply Lemmas 7 and 8 to (20).

$$\mathbb{P} \left[\sup_{g \in \mathcal{G}} \sum_{j=1}^i M_j(g) - \frac{3}{2} \mathbb{E}_j M_j(g) \geq \tau \right]$$

$$\leq 2\mathbb{P} \left[\sup_{g \in \mathcal{G}} \sum_{j=1}^i M_j(g) - M'_j(g) - \frac{1}{4} \mathcal{Q}_j(x'_j) \ell^2(g, x'_j) \geq \tau/2 \right]$$

$$\leq 4\mathbb{E} \sup_{\mathcal{Q}} \mathbb{P}_\epsilon \left[\sup_{g \in \mathcal{G}} \sum_{j=1}^i \epsilon_j \mathcal{Q}_j(\epsilon) \left(\frac{9}{8} \ell^2(g, x_j) + 2\xi_j \ell(g, x_j) \right) - \frac{1}{8} \mathcal{Q}_j(\epsilon_i) \ell^2(g, x_j) \geq \frac{\tau}{4} \right]$$

Now let $V(X)$ be the cover for \mathcal{G} at scale $\alpha = \frac{\tau}{32i(9/8)} = \frac{\tau}{36i}$, which makes

$$\tau/4 - 4i(1 + \beta_1)\alpha = \frac{\tau}{8}.$$

Thus we get the bound

$$\leq 4\mathbb{E}_{X, \xi} \sup_{\mathcal{Q}} \mathbb{P}_\epsilon \left[\sup_{h \in \mathcal{H}(X)} \sum_{j=1}^i \epsilon_j \mathcal{Q}_j(\epsilon) \left(\frac{9}{8} \ell^2(h, x_j) + 2\xi_j \ell(h, x_j) \right) - \frac{1}{8} \mathcal{Q}_j(\epsilon_i) \ell^2(h, x_j) \geq \frac{\tau}{8} \right]$$

$$\leq 4\mathbb{E}_X |V(X)| \exp \left(\frac{-2(1/8)(\tau/8)}{(3 + 1/8)^2} \right) = 2 \exp(-2\tau/625) \mathbb{E}_X \mathcal{N}(\frac{\tau}{36i}, \mathcal{G}, X).$$

This entire derivation requires that $\tau \geq \frac{4(9/8)^2}{(1/8)^2} = 324$.

The bound for the lower tail is similar. By Lemmas 7 and 8, with $\beta_0 = 1/4$ and $\beta_1 = 1/8$,

$$\begin{aligned}
& \mathbb{P} \left[\sup_{g \in \mathcal{G}} \sum_{i=1}^n \frac{1}{2} \mathbb{E}_j M_j(g) - M_j(g) \geq \tau \right] \\
& \leq 2\mathbb{P} \left[\sup_{g \in \mathcal{G}} \sum_{i=1}^n \frac{1}{2} \mathbb{E}_j M_j(g) - M_j(g) - 2(1/8)Q_j(x'_j)\ell^2(g, x'_j) \geq \frac{\tau}{2} \right] \\
& \leq 4\mathbb{E} \sup_{\mathcal{Q}} \mathbb{P}_\epsilon \left[\sup_{g \in \mathcal{G}} \sum_{j=1}^i \epsilon_j \mathcal{Q}_j(\epsilon) \left[\frac{7}{8}\ell^2(g, x_j) + 2\xi_j \ell(g, x_j) \right] - \frac{1}{8} \sum_{j=1}^i \mathcal{Q}_j(\epsilon) \ell^2(g, x_j) \geq \frac{\tau}{4} \right] \\
& \leq 4\mathbb{E} \sup_{\mathcal{Q}} \mathbb{P}_\epsilon \left[\sup_{g \in \mathcal{G}} \sum_{j=1}^i \epsilon_j \mathcal{Q}_j(\epsilon) \left[\frac{9}{8}\ell^2(g, x_j) + 2\xi_j \ell(g, x_j) \right] - \frac{1}{8} \sum_{j=1}^i \mathcal{Q}_j(\epsilon) \ell^2(g, x_j) \geq \frac{\tau}{4} \right].
\end{aligned}$$

This is the intermediate term we had for the upper tail, so we obtain the same bound.

To wrap up the proof, apply Haussler's Lemma 6, to bound the covering number

$$\mathbb{E}_X \mathcal{N} \left(\frac{\tau}{36i}, \mathcal{G}, X \right) \leq e(d+1) \left(\frac{72ie}{\tau} \right)^d.$$

Finally take a union bound over all pairs of starting and ending indices $i < i'$, all labels y , and both tails to get that the total failure probability is at most

$$8Ke(d+1) \exp(-2\tau/625) \sum_{i < i' \in [n]} \left(\frac{72e(i' - i)}{\tau} \right)^d.$$

The result now follows from some standard approximations. Specifically we use the fact that we anyway require $\tau \geq 324$ to upper bound that $1/\tau^d$ term, use $(i' - i)^d \leq n^d$ and set the whole expression to be at most δ .

B Multiplicative Weights

For completeness we prove Theorem 10 here. For this section only let $q^{(t)} \propto p^{(t)}$ be the distribution used by the algorithm at round t . If the program is feasible, then there exists a point that is also feasible against every distribution q . By contraposition, if on iteration t , the oracle reports infeasibility against $q^{(t)}$, then the original program must be infeasible.

Now suppose the oracle always finds v_t that is feasible against $q^{(t)}$. This implies

$$0 \leq \sum_{t=1}^T \sum_{i=1}^n q_i^{(t)} (b_i - \langle a_i, v_t \rangle).$$

Define $\ell_t(i) = \frac{b_i - \langle a_i, v_t \rangle}{\rho_i}$ which is in $[-1, 1]$ by assumption on the oracle. We compare this term to the corresponding term for a single constraint i . Using the standard potential-based analysis, with $\Phi^{(t)} = \sum_i p_i^{(t)}$,

we get

$$\begin{aligned}\Phi^{(T+1)} &= \sum_{i=1}^m p_i^{(T)} (1 - \eta \ell_T(i)) \leq \Phi^{(T)} \exp \left(-\eta \sum_{i=1}^m q_i^{(T)} \ell_T(i) \right) \\ &\leq m \exp \left(-\eta \sum_{t=1}^T \sum_{i=1}^m q_i^{(t)} \ell_t(i) \right)\end{aligned}$$

For any i , we also have

$$\Phi^{(T+1)} \geq \prod_{t=1}^T (1 - \eta \ell_t(i))$$

Thus, taking taking logarithms and re-arranging we get

$$0 \leq \sum_{t=1}^T \sum_{i=1}^m q_i^{(t)} \ell_t(i) \leq \frac{\log(m)}{\eta} + \frac{1}{\eta} \sum_{t=1}^T \log \left(\frac{1}{1 - \eta \ell_t(i)} \right) \leq \frac{\log m}{\eta} + \sum_{t=1}^T \ell_t(i) + \eta T.$$

Here we use standard approximations $\log(1/(1-x)) \leq x + x^2$ (which holds for $x \leq 1/2$) along with the fact that $|\ell_t(i)| \leq 1$. Using the definition of $\ell_t(i)$ we have hence proved that

$$\sum_{t=1}^T \langle a_i, v_t \rangle \leq T b_i + \frac{\rho_i \log m}{\eta} + \rho_i \eta T.$$

Now with our choice of $\eta = \sqrt{\log(m)/T}$ we get the desired bound. If $\eta \geq 1/2$ then the result is trivial by the boundedness guarantee on the oracle.

C Proofs of Lemmata

Proof of Lemma 1. By the definitions,

$$\begin{aligned}\widehat{R}(g') + w'(g'(x) - c)^2 &= \widehat{R}(g', w', c) \leq \widehat{R}(g) + w'(g(x) - c)^2 \\ &= \widehat{R}(g) + w(g(x) - c)^2 + (w' - w)(g(x) - c)^2 \\ &\leq \widehat{R}(g') + w(g'(x) - c)^2 + (w' - w)(g(x) - c)^2.\end{aligned}$$

Rearranging shows that

$$(w' - w)(g'(x) - c)^2 \leq (w' - w)(g(x) - c)^2.$$

Since $w' \geq w$, we have $(g'(x) - c)^2 \leq (g(x) - c)^2$, which is the second claim. For the first claim, the definition of g gives

$$\widehat{R}(g) + w(g(x) - c)^2 \leq \widehat{R}(g') + w(g'(x) - c)^2$$

Rearranging this inequality gives,

$$\widehat{R}(g') - \widehat{R}(g) \geq w((g(x) - c)^2 - (g'(x) - c)^2) \geq 0. \quad \square$$

Proof of Lemma 2. We take expectation of M_j over the cost conditioned on a fixed example $x_j = x$ and a fixed query outcome $Q_j(y)$:

$$\begin{aligned}\mathbb{E}[M_j \mid x_j = x, Q_j(y)] &= Q_j(y) \times \mathbb{E}_c[g(x)^2 - f^*(x; y)^2 - 2c(y)(g(x) - f^*(x; y)) \mid x_j = x] \\ &= Q_j(y)(g(x)^2 - f^*(x; y)^2 - 2f^*(x; y)(g(x) - f^*(x; y))) \\ &= Q_j(y)(g(x) - f^*(x; y))^2.\end{aligned}$$

The second equality is by Assumption 1, which implies $\mathbb{E}[c(y) \mid x_j = x] = f^*(x; y)$. Taking expectation over x_j and $Q_j(y)$, we have

$$\mathbb{E}_j[M_j] = \mathbb{E}_j[Q_j(y)(g(x_j) - f^*(x_j; y))^2].$$

For the variance:

$$\begin{aligned}\text{Var}_j[M_j] &\leq \mathbb{E}_j[M_j^2] \\ &= \mathbb{E}_j[Q_j(y)(g(x_j) - f^*(x_j; y))^2(g(x_j) + f^*(x_j; y) - 2c(y))^2] \\ &\leq 4 \cdot \mathbb{E}_j[Q_j(y)(g(x_j) - f^*(x_j; y))^2] \\ &= 4\mathbb{E}_j[M_j].\end{aligned}\quad \square$$

Proof of Lemma 3. Fix some $f \in \mathcal{F}_i$, and let $\hat{y} = h_f(x)$ and $y^* = h_{f^*}(x)$ for shorthand, but note that both depend on x . Define

$$\begin{aligned}S_\zeta(x) &= \mathbb{1}(f^*(x, \hat{y}) \leq f^*(x, y^*) + \zeta) \\ S'_\zeta(x) &= \mathbb{1}\left(\min_{y \neq y^*} f^*(x, y) \leq f^*(x, y^*) + \zeta\right).\end{aligned}$$

Observe that for fixed ζ , $S_\zeta(x)\mathbb{1}(\hat{y} \neq y^*) \leq S'_\zeta(x)$ for all x . We can also majorize the complementary indicator to obtain the inequality

$$S_\zeta^C(x) \leq \frac{f^*(x, \hat{y}) - f^*(x, y^*)}{\zeta}.$$

We begin with the definition of realizability, which gives

$$\begin{aligned}\mathbb{E}_{x,c}[c(h_f(x)) - c(h_{f^*}(x))] &= \mathbb{E}_x[(f^*(x, \hat{y}) - f^*(x, y^*))\mathbb{1}(\hat{y} \neq y^*)] \\ &= \mathbb{E}_x[(S_\zeta(x) + S_\zeta^C(x))(f^*(x, \hat{y}) - f^*(x, y^*))\mathbb{1}(\hat{y} \neq y^*)] \\ &\leq \zeta \mathbb{E}_x S'_\zeta(x) + \mathbb{E}_i[S_\zeta^C(x)\mathbb{1}(\hat{y} \neq y^*)(f^*(x, \hat{y}) - f^*(x, y^*))].\end{aligned}$$

The first term here is exactly the ζP_ζ term in the bound. We now focus on the second term, which depends on our query rule. For this we must consider three cases.

Case 1. If both \hat{y} and y^* are not queried, then it must be the case that both have small cost ranges. This follows since $f \in \mathcal{F}_i$ and $h_f(x) = \hat{y}$ so y^* does not dominate \hat{y} . Moreover, since the cost ranges are small on both \hat{y} and y^* , since we know that f^* is well separated under event $S_\zeta^C(x)$, the relationship between ζ and ψ_i governs whether we make a mistake or not. Specifically, we get that $S_\zeta^C(x)\mathbb{1}(\hat{y} \neq y^*)\mathbb{1}(\text{no query}) \leq \mathbb{1}(\zeta \leq 2\psi_i)$ at round i . In other words, if we do not query and the separation is big but we make a mistake, then it must mean that the cost range threshold ψ_i is also big.

Using this argument, we can bound the second term as,

$$\begin{aligned}
& \mathbb{E}_i [S_\zeta^C(x) \mathbb{1}(\hat{y} \neq y^*) (1 - Q_i(\hat{y}))(1 - Q_i(y^*)) (f^*(x, \hat{y}) - f^*(x, y^*))] \\
& \leq \mathbb{E}_i [S_\zeta^C(x) \mathbb{1}(\hat{y} \neq y^*) (1 - Q_i(\hat{y}))(1 - Q_i(y^*)) 2\psi_i] \\
& \leq \mathbb{E}_i [\mathbb{1}(\zeta \leq 2\psi_i) 2\psi_i] = \mathbb{1}(\zeta \leq 2\psi_i) 2\psi_i.
\end{aligned}$$

Case 2. If both \hat{y} and y^* are queried, we can easily relate the second term to the square loss,

$$\begin{aligned}
& \mathbb{E}_i [S_\zeta^C(x) Q_i(\hat{y}) Q_i(y^*) (f^*(x, \hat{y}) - f^*(x, y^*))] \\
& \leq \frac{1}{\zeta} \mathbb{E}_i [Q_i(\hat{y}) Q_i(y^*) (f^*(x, \hat{y}) - f^*(x, y^*))^2] \\
& \leq \frac{1}{\zeta} \mathbb{E}_i [Q_i(\hat{y}) Q_i(y^*) (f^*(x, \hat{y}) - f(x, \hat{y}) + f(x, y^*) - f^*(x, y^*))^2] \\
& \leq \frac{2}{\zeta} \mathbb{E}_i [Q_i(\hat{y}) (f^*(x, \hat{y}) - f(x, \hat{y}))^2 + Q_i(y^*) (f(x, y^*) - f^*(x, y^*))^2] \\
& \leq \frac{2}{\zeta} \sum_y \mathbb{E}_i [Q_i(y) (f^*(x, y) - f(x, y))^2] = \frac{2}{\zeta} \sum_y \mathbb{E}_i [M_i(f; y)].
\end{aligned}$$

Passing from the second to third line here is justified by the fact that $f^*(x, \hat{y}) \geq f^*(x, y^*)$ and $f(x, \hat{y}) \leq f(x, y^*)$ so we added two non-negative quantities together. The last step uses Lemma 2. While not written, we also use the event $\mathbb{1}(\hat{y} \neq y^*)$ to avoid losing a factor of 2.

Case 3. The last case is if one label is queried and the other is not. Both cases here are analogous, so we do the derivation for when $y(x)$ is queried but $y^*(x)$ is not. Since in this case, $y^*(x)$ is not dominated ($h_f(x)$ is never dominated provided $f \in \mathcal{F}_i$), we know that the cost range for $y^*(x)$ must be small. Using this fact, and essentially the same argument as in case 2, we get

$$\begin{aligned}
& \mathbb{E}_i [S_\zeta^C(x) Q_i(\hat{y}) (1 - Q_i(y^*)) (f^*(x, \hat{y}) - f^*(x, y^*))] \\
& \leq \frac{1}{\zeta} \mathbb{E}_i [Q_i(\hat{y}) (1 - Q_i(y^*)) (f^*(x, \hat{y}) - f^*(x, y^*))^2] \\
& \leq \frac{2}{\zeta} \mathbb{E}_i [Q_i(\hat{y}) (f^*(x, \hat{y}) - f(x, \hat{y}))^2 + (1 - Q_i(y^*)) (f(x, y^*) - f^*(x, y^*))^2] \\
& \leq \frac{2\psi_i^2}{\zeta} + \frac{2}{\zeta} \mathbb{E}_i [Q_i(\hat{y}) (f^*(x, \hat{y}) - f(x, \hat{y}))^2] \\
& \leq \frac{2\psi_i^2}{\zeta} + \frac{2}{\zeta} \sum_y \mathbb{E}_i [M_i(f; y)].
\end{aligned}$$

We also obtain this term for the other case where y^* is queried but \hat{y} is not.

To summarize, adding up the contributions from these cases (which is an over-estimate since at most one case can occur and all are non-negative), we get

$$\mathbb{E}_{x,c}[c(h_f(x)) - c(h_{f^*}(x))] \leq \zeta P_\zeta + \mathbb{1}(\zeta \leq 2\psi_i) 2\psi_i + \frac{4\psi_i^2}{\zeta} + \frac{6}{\zeta} \sum_y \mathbb{E}_i [M_i(f; y)].$$

This bound holds for any ζ , so it holds for the minimum. \square

Proof of Lemma 4. The proof here is an easier version of the generalization bound proof for f_i . First, condition on the high probability event in Theorem 9, under which we already showed that $f^* \in \mathcal{F}_i$ for all $i \in [n]$. Now fix some $f \in \mathcal{F}_i$. Since by the monotonicity property defining the sets \mathcal{G}_i , we must have $f \in \mathcal{F}_j$ for all $1 \leq j \leq i$, we can immediately apply Lemma 3 on all rounds to bound the cost sensitive regret by

$$\frac{1}{i-1} \sum_{j=1}^{i-1} \min_{\zeta > 0} \left\{ \zeta P_\zeta + \mathbf{1}\{\zeta \leq 2\psi_j\} 2\psi_j + \frac{4\psi_j^2}{\zeta} + \frac{6}{\zeta} \sum_y \mathbb{E}_j[M_j(f; y)] \right\}$$

As in the generalization bound, the first term contributes ζP_ζ , the second is at most $\frac{12}{\zeta}$ and the third is at most $4/\zeta(1 + \log(i-1))$. The fourth term is slightly different. We still apply (16) to obtain

$$\begin{aligned} \frac{1}{i-1} \sum_{j=1}^{i-1} \mathbb{E}_j[M_j(f; y)] &\leq \frac{2}{i-1} \sum_{j=1}^{i-1} M_j(f; y) + \frac{2\nu_n}{i-1} \\ &= 2 \left(\widehat{R}_i(f; y) - \widehat{R}_i(g_{i,y}; y) + \widehat{R}_i(g_{i,y}; y) - \widehat{R}_i(f^*; y) \right) + \frac{2\nu_n}{i-1} \\ &\leq 2\Delta_i + \frac{2\nu_n}{i-1} = \frac{2(\kappa+1)\nu_n}{i-1}. \end{aligned}$$

We use this bound for each of the K labels. Putting terms together, the cost sensitive regret is bounded by

$$\min_{\zeta > 0} \left\{ \zeta P_\zeta + \frac{12}{\zeta} + \frac{4(1 + \log(i-1))}{\zeta} + \frac{12K(\kappa+1)\nu_n}{\zeta(i-1)} \right\} \leq \min_{\zeta > 0} \left\{ \zeta P_\zeta + \frac{44\kappa K\nu_n}{\zeta(i-1)} \right\}.$$

This proves the containment, since this quantity upper bounds the cost sensitive regret of every $f \in \mathcal{F}_i$ \square

Proof of Lemma 5. The first claim is straightforward, since $\mathcal{F}_i \subset \mathcal{F}_{\text{csr}}(r_i)$ and since we set the tolerance parameter in the calls to MAXCOST and MINCOST to $\psi_i/4$. Specifically,

$$\widehat{\gamma}(x_i, y) \leq \gamma(x_i, y, \mathcal{F}_i) + \psi_i/2 \leq \gamma(x_i, y, \mathcal{F}_{\text{csr}}(r_i)) + \psi_i/2.$$

For the second claim, suppose $y \neq y_i^*$. Then

$$\begin{aligned} y \in Y_i &\Rightarrow \widehat{c}_-(x_i, y) \leq \widehat{c}_+(x_i, \bar{y}_i) \\ &\Rightarrow \widehat{c}_-(x_i, y) \leq \widehat{c}_+(x_i, y_i^*) \\ &\Rightarrow c_-(x_i, y, \mathcal{F}_{\text{csr}}(r_i)) \leq c_+(x_i, y_i^*, \mathcal{F}_{\text{csr}}(r_i)) + \psi_i/2 \\ &\Rightarrow f^*(x_i; y) - \gamma(x_i, y, \mathcal{F}_{\text{csr}}(r_i)) \leq f^*(x_i; y_i^*) + \gamma(x_i, y_i^*, \mathcal{F}_{\text{csr}}(r_i)) + \psi_i/2. \end{aligned}$$

This argument uses the tolerance setting $\psi_i/4$, Lemma 4 to translate between the version space and the cost-sensitive regret ball, and finally the fact that $f^* \in \mathcal{F}_{\text{csr}}(r_i)$ since it has zero cost-sensitive regret. This latter fact lets us lower (upper) bound the minimum (maximum) cost by f^* prediction minus (plus) the cost range.

For y_i^* we need to consider two cases. First assume $y_i^* = \bar{y}_i$. Since by assumption $|Y_i| > 1$, it must be the case that $\widehat{c}_-(x_i, \bar{y}_i) \leq \widehat{c}_+(x_i, y_i^*)$ at which point the above derivation produces the desired implication. On the other hand, if $y_i^* \neq \bar{y}_i$ then $\widehat{c}_+(x_i, \bar{y}_i) \leq \widehat{c}_+(x_i, y_i^*)$, but this also implies that $\widehat{c}_-(x_i, \bar{y}_i) \leq \widehat{c}_+(x_i, y_i^*)$, since minimum costs are always smaller than maximum costs, and \bar{y}_i is included in the search defining \bar{y}_i . \square

References

- [1] Alekh Agarwal. Selective sampling algorithms for cost-sensitive multiclass prediction. In *International Conference on Machine Learning*, 2013.
- [2] Alekh Agarwal, Daniel Hsu, Satyen Kale, John Langford, Lihong Li, and Robert E. Schapire. Taming the monster: A fast and simple algorithm for contextual bandits. In *International Conference on Machine Learning*, 2014.
- [3] Sanjeev Arora, Elad Hazan, and Satyen Kale. The multiplicative weights update method: a meta-algorithm and applications. *Theory of Computing*, 2012.
- [4] Maria Florina Balcan and Philip M. Long. Active and passive learning of linear separators under log-concave distributions. In *Conference on Learning Theory*, 2013.
- [5] Maria Florina Balcan, Alina Beygelzimer, and John Langford. Agnostic active learning. In *International Conference on Machine Learning*, 2006.
- [6] Maria Florina Balcan, Andrei Broder, and Tong Zhang. Margin based active learning. In *Conference on Learning Theory*, 2007.
- [7] Alina Beygelzimer, Sanjoy Dasgupta, and John Langford. Importance weighted active learning. In *International Conference on Machine Learning*, 2009.
- [8] Alina Beygelzimer, Daniel Hsu, John Langford, and Tong Zhang. Agnostic active learning without constraints. In *Advances in Neural Information Processing Systems*, 2010.
- [9] R.M. Castro and R.D. Nowak. Minimax bounds for active learning. *Transaction on Information Theory*, 2008.
- [10] Rui Castro, Rebecca Willett, and Robert D. Nowak. Faster rates in regression via active learning. In *Advances in Neural Information Processing Systems*, 2005.
- [11] Giovanni Cavallanti, Nicolo Cesa-Bianchi, and Claudio Gentile. Learning noisy linear classifiers via adaptive and selective sampling. *Machine Learning*, 2011.
- [12] Kai-Wei Chang, Akshay Krishnamurthy, Alekh Agarwal, Hal Daumé III, and John Langford. Learning to search better than your teacher. In *International Conference on Machine Learning*, 2015.
- [13] David Cohn, Les Atlas, and Richard Ladner. Improving generalization with active learning. *Machine Learning*, 1994.
- [14] Sanjoy Dasgupta, Daniel Hsu, and Claire Monteleoni. A general agnostic active learning algorithm. In *Advances in Neural Information Processing Systems*, 2007.
- [15] Hal Daumé III, John Langford, and Daniel Marcu. Search-based structured prediction. *Machine Learning*, 2009.
- [16] Ofer Dekel, Claudio Gentile, and Karthik Sridharan. Robust selective sampling from single and multiple teachers. In *Conference on Learning Theory*, 2010.

- [17] John Duchi, Elad Hazan, and Yoram Singer. Adaptive subgradient methods for online learning and stochastic optimization. In *Conference on Learning Theory*, 2010.
- [18] Steve Hanneke. Theory of disagreement-based active learning. *Foundations and Trends in Machine Learning*, 2014.
- [19] Steve Hanneke and Liu Yang. Minimax analysis of active learning. *Journal of Machine Learning Research*, 2015.
- [20] David Haussler. Sphere packing numbers for subsets of the Boolean n-cube with bounded Vapnik-Chervonenkis dimension. *Journal of Combinatorial Theory, Series A*, 1995.
- [21] Daniel Hsu. *Algorithms for Active Learning*. PhD thesis, University of California at San Diego, 2010.
- [22] Tzu-Kuo Huang, Alekh Agarwal, Daniel Hsu, John Langford, and Robert E. Schapire. Efficient and parsimonious agnostic active learning. In *Advances in Neural Information Processing Systems*, 2015.
- [23] Nikos Karampatziakis and John Langford. Online importance weight aware updates. In *Uncertainty in Artificial Intelligence*, 2011.
- [24] Akshay Krishnamurthy, Alekh Agarwal, Tzu-Kuo Huang, Hal Daumé, III, and John Langford. Active learning for cost-sensitive classification. In *International Conference on Machine Learning*, 2017.
- [25] John Langford and Alina Beygelzimer. Sensitive error correcting output codes. In *Conference on Learning Theory*, 2005.
- [26] David D. Lewis, Yiming Yang, Tony G. Rose, and Fan Li. Rcv1: A new benchmark collection for text categorization research. *Journal of Machine Learning Research*, 2004. Data available at http://www.jmlr.org/papers/volume5/lewis04a/lyrl2004_rcv1v2_README.htm.
- [27] Tengyuan Liang, Alexander Rakhlin, and Karthik Sridharan. Learning with square loss: Localization through offset rademacher complexity. In *Conference on Learning Theory*, 2015.
- [28] Enno Mammen and Alexandre B. Tsybakov. Smooth discrimination analysis. *The Annals of Statistics*, 1999.
- [29] Pascal Massart and Élodie Nédélec. Risk bounds for statistical learning. *The Annals of Statistics*, 2006.
- [30] Francesco Orabona and Nicolo Cesa-Bianchi. Better algorithms for selective sampling. In *International Conference on Machine Learning*, 2011.
- [31] Serge A. Plotkin, David B. Shmoys, and Éva Tardos. Fast approximation algorithms for fractional packing and covering problems. *Mathematics of Operations Research*, 1995.
- [32] Alexander Rakhlin and Karthik Sridharan. On equivalence of martingale tail bounds and deterministic regret inequalities. In *Proceedings of the 2017 Conference on Learning Theory*, 2017.
- [33] Stephane Ross and J. Andrew Bagnell. Reinforcement and imitation learning via interactive no-regret learning. *arXiv:1406.5979*, 2014.
- [34] Stephane Ross, Paul Mineiro, and John Langford. Normalized online learning. In *Uncertainty in Artificial Intelligence*, 2013.

- [35] Burr Settles. Active learning. *Synthesis Lectures on Artificial Intelligence and Machine Learning*, 2012.
- [36] Tianlian Shi, Jacob Steinhardt, and Percy Liang. Learning where to sample in structured prediction. In *Artificial Intelligence and Statistics*, 2015.
- [37] Carlos N. Silla Jr. and Alex A. Freitas. A survey of hierarchical classification across different application domains. *Data Mining and Knowledge Discovery*, 2011.
- [38] Wen Sun, Arun Venkatraman, Geoffrey J. Gordon, Byron Boots, and J. Andrew Bagnell. Deeply AggreVaTeD: Differentiable imitation learning for sequential prediction. In *International Conference on Machine Learning*, 2017.
- [39] Vasilis Syrgkanis, Akshay Krishnamurthy, and Robert E. Schapire. Efficient algorithms for adversarial contextual learning. In *International Conference on Machine Learning*, 2016.
- [40] Christian Szegedy, Wei Liu, Yangqing Jia, Pierre Sermanet, Scott E. Reed, Dragomir Anguelov, Dumitru Erhan, Vincent Vanhoucke, and Andrew Rabinovich. Going deeper with convolutions. In *Computer Vision and Pattern Recognition*, 2015.
- [41] Alexandre B. Tsybakov. Optimal aggregation of classifiers in statistical learning. *Annals of Statistics*, 2004.
- [42] Chicheng Zhang and Kamalika Chaudhuri. Beyond disagreement-based agnostic active learning. In *Advances in Neural Information Processing Systems*, 2014.