

The Unreasonable Effectiveness of Random Orthogonal Embeddings

Krzysztof Choromanski^{*1} Mark Rowland^{*2} Adrian Weller²

Abstract

We present a general class of embeddings based on structured random matrices with orthogonal rows which can be applied in many machine learning applications including dimensionality reduction, kernel approximation and locality-sensitive hashing. We show that this class yields improvements over previous state-of-the-art methods either in computational efficiency (while providing similar accuracy) or in accuracy, or both. In particular, we propose the *Orthogonal Johnson-Lindenstrauss Transform* (OJLT) which is as fast as earlier methods yet provably outperforms them in terms of accuracy, leading to a ‘free lunch’ improvement over previous dimensionality reduction mechanisms. We introduce matrices with complex entries that further improve accuracy. Other applications include estimators for certain pointwise nonlinear Gaussian kernels, and speed improvements for approximate nearest-neighbor search in massive datasets with high-dimensional feature vectors.

1. Introduction

Embedding methods play a central role in several important machine learning applications. These methods project feature vectors into a new space (often nonlinearly), allowing the original task to be solved more efficiently. The new space might have more or fewer dimensions depending on the goal. Applications include: the Johnson-Lindenstrauss Transform for dimensionality reduction (JLT, [Johnson & Lindenstrauss, 1984](#)); kernel methods with random feature maps ([Rahimi & Recht, 2007](#)); and hashing techniques for approximate nearest neighbor search algorithms, such as cross-polytope locality-sensitive hashing (LSH, [Terasawa & Tanaka, 2007](#); [Eshghi & Rajaram, 2008](#)). The embedding itself can be costly hence many fast methods have

been developed, see §1.1 for background and related work.

We present a general class of random embeddings based on particular structured random matrices with orthogonal rows, which we call *random ortho-matrices* (ROMs); see §2. We proceed to show that ROMs may be used for all the above applications, in each case demonstrating improvements over previous state-of-the-art methods either in computational efficiency (while providing similar accuracy) or in statistical accuracy (measured by mean squared error, MSE), or both. We highlight the following contributions:

- In §3: The *Orthogonal Johnson-Lindenstrauss Transform* (OJLT) for dimensionality reduction. This is significantly faster than the previous most accurate JLT mechanisms, matching the speed of the fastest known JLT variants, with strictly smaller MSE.
- In §4: Estimators for the angular kernel which we prove have strictly smaller MSE than state-of-the-art estimators. For a broader class of pointwise nonlinear Gaussian (PNG) kernels, we show in §4.2 near-unbiasedness results for random feature map estimators using a subfamily of ROMs which also provide computational speedups over state-of-the-art techniques.
- In §5: Two perspectives on the effectiveness of ROMs, to help build intuitive understanding.
- In §6: New theoretical results on the quality of approximate nearest neighbor search via cross-polytope LSH with the Hadamard mechanism (a particular case of ROMs).

In §7 we provide empirical results supporting our analysis, and which demonstrate that ROMs are in fact effective for an even broader set of applications. Full details and proofs of all results are in the Appendix.

1.1. Background and Related Work

Embeddings providing computational speedups have been extensively studied. These include several fast variants of the Johnson-Lindenstrauss Transform ([Ailon & Chazelle, 2006](#); [Hinrichs & Vybíral, 2011](#); [Vybíral, 2011](#); [Zhang & Cheng, 2013](#)), structured random feature map algorithms for kernel approximation ([Le et al., 2013](#); [Choromanski & Sindhwani, 2016](#); [Choromanska et al., 2016](#)),

^{*}Equal contribution ¹Google Brain Robotics, New York, NY, USA ²University of Cambridge, United Kingdom. Correspondence to: Krzysztof Choromanski <kchoro@google.com>, Mark Rowland <mr504@cam.ac.uk>, Adrian Weller <aw665@cam.ac.uk>.

and the fastest known cross-polytope LSH algorithms for L_2 -normalized vectors (Andoni et al., 2015). In most of these algorithms, random matrices used in the original embedding are replaced by structured variants, where less randomness is applied and computational efficiency is gained due to special sub-quadratic algorithms (e.g. FFT and Walsh-Hadamard transform) for matrix-vector products of such matrices. Examples of these structured variants include low displacement rank matrices (such as circulant, Hankel and Toeplitz), or products of Hadamard and diagonal matrices. It was shown that often the quality of the embeddings obtained by these methods is similar to that for slower unstructured versions. As mentioned before, most of the structured matrices from the family of ROMs outperform their unstructured counterparts.

Among PNGs, we examine the *angular kernel*, often used in natural language processing (Sidorov et al., 2014).

To the best of our knowledge, the only earlier result showing that orthogonal transformations can lead to estimators with smaller MSE than fully random ones is by Yu et al. (2016), but their theoretical result is limited to the Gaussian kernel and a specific orthogonal transformation, which is just one instance of the class of orthogonal matrices considered here. Further, this result does not provide computational speedups over state-of-the-art techniques. Certain structured orthogonal matrices from the family of ROMs were analyzed by Bojarski et al. (2017), but no results showing better estimation quality were given.

2. The Family of Random Ortho-matrices

Random ortho-matrices (ROMs) are taken from two main classes of distributions considered below that require the rows of sampled matrices to be orthogonal. We shall use bold uppercase (e.g. \mathbf{M}) to denote matrices and bold lowercase (e.g. \mathbf{x}) for vectors.

Let \mathbf{G} be a random matrix taking values in $\mathbb{R}^{m \times n}$ with iid $\mathcal{N}(0, 1)$ elements, which we refer to as an *unstructured* Gaussian matrix. The first distribution for generating ROMs we consider produces orthogonal variants \mathbf{G}_{ort} of \mathbf{G} and may be viewed as the regular conditional probability measure associated with \mathbf{G} conditioned on the event that all rows of the matrix are orthogonal. Realizations of \mathbf{G}_{ort} can be generated by, for example, performing a Gram-Schmidt process on the rows of \mathbf{G} . The orthogonality of the rows of this matrix has been observed to yield improved statistical properties for randomized algorithms built from the matrix in a variety of applications.

We call our second class of distributions *SD-product* matrices. These take the more structured form $\prod_{i=1}^k \mathbf{SD}_i$, where $\mathbf{S} = \{s_{i,j}\} \in \mathbb{R}^{n \times n}$ has orthogonal rows, $|s_{i,j}| = \frac{1}{\sqrt{n}} \forall i, j \in \{1, \dots, n\}$; the \mathbf{D}_i s are independent diagonal

matrices with nonzero entries taken from certain distributions considered below. By $\prod_{i=1}^k \mathbf{SD}_i$, we mean the matrix product $(\mathbf{SD}_k) \dots (\mathbf{SD}_1)$.

This class includes as particular cases several recently introduced random matrices (e.g. Andoni et al., 2015; Yu et al., 2016), where good empirical performance was observed. We go further to establish strong theoretical guarantees, see §3, §4, and §6.

An important example of such an \mathbf{S} matrix is the normalized *Hadamard* matrix \mathbf{H} , defined recursively by $\mathbf{H}_1 = (1)$, and then for $i > 1$,

$$\mathbf{H}_i = \frac{1}{\sqrt{2}} \begin{pmatrix} \mathbf{H}_{i-1} & \mathbf{H}_{i-1} \\ \mathbf{H}_{i-1} & -\mathbf{H}_{i-1} \end{pmatrix}.$$

Importantly, matrix-vector products with \mathbf{H} are computable in $O(n \log n)$ time via the fast Walsh-Hadamard transform, yielding large computational savings. Note that these \mathbf{H}_n matrices are defined only for n a power of 2, but if needed, one can always adjust data by padding with 0s to enable the use of ‘the next larger’ \mathbf{H} , doubling the number of dimensions in the worst case. Further, since the fast Walsh-Hadamard transform can be computed without explicitly storing \mathbf{H} , these random matrices require only $O(n)$ space, to store the diagonal elements of $(\mathbf{D}_i)_{i=1}^k$.

Matrices \mathbf{H} are representatives of a much larger family that belongs to \mathbf{S} which also attains computational savings. These are L_2 -normalized versions of Kronecker-product matrices of the form $\mathbf{A}_1 \otimes \dots \otimes \mathbf{A}_l \in \mathbb{R}^{n \times n}$ for $l \in \mathbb{N}$, where \otimes stands for a Kronecker product and blocks $\mathbf{A}_i \in \mathbb{R}^{d \times d}$ have entries of the same magnitude and pairwise orthogonal rows each. For these matrices, matrix-vector products are computable in $O(n(2d - 1) \log_d(n))$ time.

The family of \mathbf{S} matrices includes many other possibilities, including the *Walsh matrices* $\mathbf{W} = \{w_{i,j}\} \in \mathbb{R}^{n \times n}$, where $w_{i,j} = \frac{1}{\sqrt{n}} (-1)^{i_{N-1}j_0 + \dots + i_0j_{N-1}}$ and: $i_{N-1} \dots i_0, j_{N-1} \dots j_0$ are binary representations of i and j respectively.

We consider two distributions over matrices $(\mathbf{D}_i)_{i=1}^k$ which lead to two main subfamilies: $\mathbf{M}_{\mathcal{SR}}^{(k)}$ and $\mathbf{M}_{\mathcal{SH}}^{(k)}$.

Definition 2.1. The *S-Rademacher random matrix* with $k \in \mathbb{N}$ blocks is given by

$$\mathbf{M}_{\mathcal{SR}}^{(k)} = \prod_{i=1}^k \mathbf{SD}_i^{(\mathcal{R})}, \quad (1)$$

where the $(\mathbf{D}_i^{(\mathcal{R})})_{i=1}^k$ are iid diagonal matrices with iid Rademacher random variables (that is, $\text{Unif}(\{\pm 1\})$ random variables) on the diagonals.

The *S-Hybrid random matrix* with $k > 1$ blocks is given by

$$\mathbf{M}_{\mathcal{SH}}^{(k)} = \mathbf{SD}_k^{(\mathcal{U})} \prod_{i=1}^{k-1} \mathbf{SD}_i^{(\mathcal{R})}, \quad (2)$$

where $\mathbf{D}_k^{(\mathcal{U})}$ is a diagonal matrix with iid $\text{Unif}(S^1)$ random variables on the diagonal, independent of $(\mathbf{D}_i^{(\mathcal{R})})_{i=1}^{k-1}$, and S^1 is the unit circle of \mathbb{C} .

In the dimensionality reduction mechanism, rows of these matrices are sampled according to a simple sampling policy \mathcal{P} , as described in §3.

3. The Orthogonal Johnson-Lindenstrauss Transform (OJLT)

Let $\mathcal{X} \subset \mathbb{R}^n$ be a dataset of n -dimensional real vectors. Our goal is to transform linearly each $\mathbf{x} \in \mathcal{X}$ by a random mapping $\mathbf{x} \mapsto \mathbf{x}'$, where: $F : \mathbb{R}^n \rightarrow \mathbb{R}^m$ for $m < n$, such that for any $\mathbf{x}, \mathbf{y} \in \mathcal{X}$ the following holds: $(\mathbf{x}')^\top \mathbf{y}' \approx \mathbf{x}^\top \mathbf{y}$. If we furthermore have $\mathbb{E}[(\mathbf{x}')^\top \mathbf{y}'] = \mathbf{x}^\top \mathbf{y}$ then the dot-product estimator is *unbiased*. In particular, this dimensionality reduction mechanism should in expectation preserve information about vectors' norms, i.e. we should have: $\mathbb{E}[\|\mathbf{x}'\|_2^2] = \|\mathbf{x}\|_2^2$ for any $\mathbf{x} \in \mathcal{X}$. The standard JLT mechanism is based on the randomized linear map F given by $F = \frac{1}{\sqrt{m}} \mathbf{G}$, where $\mathbf{G} \in \mathbb{R}^{m \times n}$ is as in §2. The mechanism produces random feature maps for each $\mathbf{x} \in \mathcal{X}$ with m entries, requiring mn multiplications to evaluate. Several fast variants (FJLTs) have been proposed by replacing \mathbf{G} with random structured matrices, such as sparse or circulant Gaussian matrices (Ailon & Chazelle, 2006; Hinrichs & Vybíral, 2011; Vybíral, 2011; Zhang & Cheng, 2013). The best of these mechanisms leads to $n \log n$ time complexity, but the price paid is a less accurate estimator of dot-products (with higher MSE).

Our Orthogonal Johnson-Lindenstrauss Transform (OJLT) is obtained by replacing the unstructured random matrix \mathbf{G} with a random ortho-matrix from §2; either \mathbf{G}_{ort} , or an SD-product matrix, with m rows sub-sampled according to a sampling policy \mathcal{P} . Unless otherwise specified, we assume uniform sub-sampling *without* replacement, which we denote by \mathcal{P}_{WO} . We shall also later discuss the uniform sub-sampling *with* replacement policy, \mathcal{P}_{W} ; and the policy which deterministically selects the first m rows.

We first consider replacing \mathbf{G} with \mathbf{G}_{ort} and the sub-sampled version, $\mathbf{M}_{\text{SR}}^{(k), \text{sub}}$, of the S-Rademacher ROM. In this case, the resulting estimators for dot-products between pairs of vectors $\mathbf{x}, \mathbf{y} \in \mathcal{X}$ are given by:

$$\begin{aligned} \hat{K}_m^{\text{base}}(\mathbf{x}, \mathbf{y}) &= \frac{1}{m} (\mathbf{G}\mathbf{x})^\top (\mathbf{G}\mathbf{y}), \\ \hat{K}_m^{\text{ort}}(\mathbf{x}, \mathbf{y}) &= \frac{1}{m} (\mathbf{G}_{\text{ort}}\mathbf{x})^\top (\mathbf{G}_{\text{ort}}\mathbf{y}), \\ \hat{K}_m^{(k)}(\mathbf{x}, \mathbf{y}) &= \frac{1}{m} \left(\mathbf{M}_{\text{SR}}^{(k), \text{sub}} \mathbf{x} \right)^\top \left(\mathbf{M}_{\text{SR}}^{(k), \text{sub}} \mathbf{y} \right). \end{aligned} \quad (3)$$

We next quantify the MSEs for these three estimators.

Lemma 3.1. *The MSE of the unstructured JLT dot-product estimator \hat{K}_m^{base} of $\mathbf{x}, \mathbf{y} \in \mathbb{R}^n$ using m -dimensional random feature maps is unbiased, with $\text{MSE}(\hat{K}_m^{\text{base}}(\mathbf{x}, \mathbf{y})) = \frac{1}{m} ((\mathbf{x}^\top \mathbf{y})^2 + \|\mathbf{x}\|_2^2 \|\mathbf{y}\|_2^2)$.*

Theorem 3.2. *The estimator \hat{K}_m^{ort} is unbiased and satisfies*

$$\begin{aligned} \text{MSE}(\hat{K}_m^{\text{ort}}(\mathbf{x}, \mathbf{y})) &= \frac{1}{m} \left(((\mathbf{x}^\top \mathbf{y})^2 + \|\mathbf{x}\|_2^2 \|\mathbf{y}\|_2^2) - \right. \\ &\quad \left. \frac{1}{2m} \|\mathbf{x}\|_2^2 \|\mathbf{y}\|_2^2 \int_0^{\pi/2} f_n(\phi) \left(\frac{2}{1 + \sin(\phi)} - 1 \right) d\phi \right), \end{aligned} \quad (4)$$

where f_n stands for the density function of the random variable that measures the angle between an n -dimensional mean-zero Gaussian vector with identity covariance matrix and a fixed (arbitrary) 2-dimensional linear subspace.

Theorem 3.3 (Key result). *The OJLT estimator $\hat{K}_m^{(k)}(\mathbf{x}, \mathbf{y})$ with k blocks, using m -dimensional random feature maps and applying random sub-sampling policy without replacement \mathcal{P}_{WO} is unbiased and satisfies:*

$$\begin{aligned} \text{MSE}(\hat{K}_m^{(k)}(\mathbf{x}, \mathbf{y})) &= \frac{1}{m} \left(\frac{n-m}{n-1} \right) \left(((\mathbf{x}^\top \mathbf{y})^2 + \|\mathbf{x}\|_2^2 \|\mathbf{y}\|_2^2) + \right. \\ &\quad \left. \sum_{r=1}^{k-1} \frac{(-1)^r 2^r}{n^r} (2(\mathbf{x}^\top \mathbf{y})^2 + \|\mathbf{x}\|_2^2 \|\mathbf{y}\|_2^2) + \frac{(-1)^k 2^k}{n^{k-1}} \sum_{i=1}^n x_i^2 y_i^2 \right). \end{aligned}$$

Throughout this paper, full details and proofs are provided in the Appendix.

An important observation that follows straightforwardly from the results above is that both \hat{K}_m^{ort} and $\hat{K}_m^{(k)}$ offer improved MSE relative to \hat{K}_m^{base} . In addition, the expression for MSE in Theorem 3.3 shows that there are diminishing returns associated with using a large number k of SD blocks; we shall return to this point in §5. Interestingly, odd k seems to work better than even. It is easy to observe that $\text{MSE}(\hat{K}_m^{(2k-1)}(\mathbf{x}, \mathbf{y})) < \text{MSE}(\hat{K}_m^{(2k)}(\mathbf{x}, \mathbf{y})) > \text{MSE}(\hat{K}_m^{(2k+1)}(\mathbf{x}, \mathbf{y}))$. Further, if we take \mathbf{S} to be a normalized Hadamard matrix \mathbf{H} , then $\hat{K}_m^{(k)}$ achieves the improved MSE with *less* computational effort, as follows.

Lemma 3.4. *There exists an algorithm \mathcal{A} that computes an embedding for a given datapoint \mathbf{x} using $\hat{K}_m^{(k)}$ with random sub-sampling policy \mathcal{P}_{WO} and $\mathbf{S} = \mathbf{H}$ in expected time $\min\{O((k-1)n \log(n) + nm - \frac{(m-1)m}{2}), kn \log(n)\}$.*

Note that for $m = \omega(k \log(n))$ or if $k = 1$, the time complexity is smaller than the brute force quadratic time complexity $\Theta(nm)$. The algorithm uses a simple observation that one can reuse calculations conducted for the upper half of the Hadamard matrix while performing computations involving rows from its other half, instead of running these calculations from scratch (details in the Appendix). Also, due to the structure of the Walsh-Hadamard transformation,

the policy \mathcal{P} which chooses the first m rows can be realized in time $O(n \log(m) + (k-1)n \log(n))$ per datapoint.

Theorem 3.3 is a key result in this paper, demonstrating that it is possible to make statistical and computational improvements simultaneously against a base procedure by using SD-product matrices. We next provide further developments which provide even greater statistical gains.

3.1. Complex Variants of the OJLT

The results above demonstrate that $\hat{K}_m^{(k)}$ with sub-sampling strategy \mathcal{P}_{WO} yields computational and statistical improvements over the baseline \hat{K}_m^{base} . We now show that it is possible to push these improvements even further, by adjusting the exact type of SD-product matrices used. In particular, we consider the complex-valued variant S-Hybrid matrix $\mathbf{M}_{\text{SH}}^{(k)}$ described in Definition 2.1.

As this yields complex-valued projections, we use the real part of the Hermitian product between projections as a dot-product estimator:

$$\hat{K}_m^{\mathcal{H},(k)}(\mathbf{x}, \mathbf{y}) = \frac{1}{m} \text{Re} \left[\left(\overline{\mathbf{M}_{\text{SH}}^{(k),\text{sub}} \mathbf{x}} \right)^\top \left(\mathbf{M}_{\text{SH}}^{(k),\text{sub}} \mathbf{y} \right) \right]. \quad (5)$$

In comparison with Theorems 3.2 and 3.3, we obtain the following closed-form expression for the MSE of this estimator.

Theorem 3.5. *The estimator $\hat{K}_m^{\mathcal{H},(k)}(\mathbf{x}, \mathbf{y})$, applying the random sub-sampling strategy without replacement \mathcal{P}_{WO} , is unbiased and satisfies:*

$$\text{MSE}(\hat{K}_m^{\mathcal{H},(k)}(\mathbf{x}, \mathbf{y})) = \frac{1}{2} \text{MSE}(\hat{K}_m^{(k)}(\mathbf{x}, \mathbf{y})). \quad (6)$$

Note this large factor of 2 improvement in MSE that $\hat{K}_m^{\mathcal{H},(k)}$ achieves relative to $\hat{K}_m^{(k)}$ could instead be achieved by doubling m for $\hat{K}_m^{(k)}$. However, this would be associated with a doubling of the number of parameters required for the transform, whereas the S-Hybrid estimator only requires additional storage of the complex parameters in the matrix $\mathbf{D}_k^{(\mathcal{U})}$. This observation suggests that complex-valued features can play an important role in dimensionality reduction, which cannot be mimicked simply by increasing the dimensionality of real matrices.

Remarkably, having proved Theorem 3.5, it is straightforward to show that rather than taking the complex random variables in $\mathbf{M}_{\text{SH}}^{(k),\text{sub}}$ to be $\text{Unif}(S^1)$, it is possible to take them to be $\text{Unif}(\{1, -1, i, -i\})$ and still obtain exactly the same benefit in MSE.

Corollary 3.6. *For the estimator $\hat{K}_m^{\mathcal{H},(k)}$ defined in Equation (5), replacing the random matrix $\mathbf{D}_k^{(\mathcal{U})}$ (which has iid $\text{Unif}(S^1)$ elements on the diagonal) in $\mathbf{M}_{\text{SH}}^{(k),\text{sub}} =$*

$\mathbf{SD}_k^{(\mathcal{U})} \prod_{i=1}^{k-1} \mathbf{SD}_i^{(\mathcal{R})}$ with a random diagonal matrix having iid $\text{Unif}(\{1, -1, i, -i\})$ elements on the diagonal does not affect the MSE of the estimator.

One might be tempted to conjecture that using an SD-product matrix with even more complex random variables improves performance even further. Interestingly, however, replacing the S-Hybrid random matrix $\mathbf{M}_{\text{SH}}^{(k),\text{sub}}$ with $\mathbf{M}_{\text{SU}}^{(k),\text{sub}}$, which follows Definition 2.1, but where all random diagonal elements across all SD blocks are complex-valued, leads to no significant statistical advantage; further details are provided in the Appendix §9.7.

3.2. Alternative Sub-sampling Strategies

Our results in the subsections above use SD-product matrices with rows sub-sampled without replacement, using policy \mathcal{P}_{WO} . Intuitively, the strategy \mathcal{P}_{W} which sub-samples rows independently and uniformly at random *with* replacement (not ensuring distinct sub-sampled rows), should lead to worse MSE than \mathcal{P}_{WO} . Indeed this is true, and the loss in MSE can in fact be quantified exactly, as follows.

Theorem 3.7. *By replacing the sub-sampling policy \mathcal{P}_{WO} with the sub-sampling without replacement policy \mathcal{P}_{W} , the MSE of each of the estimators $\hat{K}_m^{(k)}$, $\hat{K}_m^{\mathcal{H},(k)}$ is worsened by a multiplicative constant of $\frac{n-1}{n-m}$.*

A different sampling strategy is simply to select the first m rows. This deterministic strategy guarantees that the selected rows are unique, and empirically has similar performance to the *without replacement* strategy \mathcal{P}_{WO} . An additional benefit is that, due to the structure of the fast Hadamard transform, it is possible to perform many fewer computations than are required for the full transform, leading to further computational benefits.

4. Kernel Methods with Ortho-matrices

The family of ROMs we have introduced can also be used to construct high-quality random feature maps for non-linear kernel approximation. We analyze here the class of *Pointwise Nonlinear Gaussian* kernels (PNGs), for which standard random feature maps can be computed by first applying random linear projections based on unstructured Gaussian matrices \mathbf{G} , and then pointwise some function $f: \mathbb{R} \rightarrow \mathbb{R}$ that depends on the PNG.

Definition 4.1. *For a given function f , the Pointwise Nonlinear Gaussian Kernel K^f is defined as:*

$$K^f(\mathbf{x}, \mathbf{y}) = \mathbb{E} [f(\mathbf{g}^T \mathbf{x}) f(\mathbf{g}^T \mathbf{y})], \quad (7)$$

where \mathbf{g} is a Gaussian vector with i.i.d $\mathcal{N}(0, 1)$ entries.

Many prominent examples of kernels (Williams, 1998; Cho & Saul, 2009) are PNGs or can be represented as sums

of a small number of PNGs (dot-product, arc-cosine, sigmoidal neural network and Gaussian kernels). Such kernels as Laplacian, exponential and rational quadratic kernel can all be represented as a finite sum of PNGs. Remarkably, virtually all kernels can be represented as (potentially infinite) sums of PNGs. Wiener’s tauberian theorem shows that all stationary kernels may be approximated arbitrarily well by sums of PNGs (Samo & Roberts, 2015).

The nonlinear mapping $f(x) = \text{sgn}(x)$ corresponds to the PNG which is an *angular kernel* K^{ang} defined as: $K^{\text{ang}}(\mathbf{x}, \mathbf{y}) = 1 - \frac{2\theta_{\mathbf{x}, \mathbf{y}}}{\pi}$, where $\theta_{\mathbf{x}, \mathbf{y}}$ stands for the angle between \mathbf{x} and \mathbf{y} .

Estimators of the PNGs we consider are of the form:

$$\hat{K}_m(\mathbf{x}, \mathbf{y}) = \frac{1}{m} f(\mathbf{M}\mathbf{x})^\top f(\mathbf{M}\mathbf{y}), \quad (8)$$

where $\mathbf{M} \in \mathbb{R}^{m \times n}$ is a random matrix, and given $\mathbf{v} \in \mathbb{R}^m$, $f(\mathbf{v})$ means $(f(v_1), \dots, f(v_m))^T$. If $\mathbf{M} = \mathbf{G}$, the unstructured Gaussian matrix, then we obtain the standard random feature estimator. Instead, we shall use matrices from the ROMs family.

When constructing random feature maps for kernels, very often $m > n$. In this case, our structured mechanism can be applied by concatenating some number of independent structured blocks. Our theoretical guarantees will be given just for one block, but can easily be extended to a larger number of blocks since different blocks are independent.

The standard random feature approximation $\hat{K}_m^{\text{ang, base}}$ for approximating the angular kernel, defined by taking $\mathbf{M} = \mathbf{G}$ in Equation (8), satisfies the following:

Lemma 4.2. *The estimator $\hat{K}_m^{\text{ang, base}}$ is unbiased and:*

$$\text{MSE}(\hat{K}_m^{\text{ang, base}}(\mathbf{x}, \mathbf{y})) = \frac{4\theta_{\mathbf{x}, \mathbf{y}}(\pi - \theta_{\mathbf{x}, \mathbf{y}})}{m\pi^2}.$$

Our main result regarding angular kernels states that if we instead take $\mathbf{M} = \mathbf{G}_{\text{ort}}$ in Equation (8), then we obtain an estimator $\hat{K}_m^{\text{ang, ort}}$ with strictly smaller MSE, as follows.

Theorem 4.3. *Estimator $\hat{K}_m^{\text{ang, ort}}$ is unbiased and satisfies:*

$$\text{MSE}(\hat{K}_m^{\text{ang, ort}}(\mathbf{x}, \mathbf{y})) < \text{MSE}(\hat{K}_m^{\text{ang, base}}(\mathbf{x}, \mathbf{y})).$$

We also derive a formula for the MSE of an estimator $\hat{K}_m^{\text{ang, M}}$ of the angular kernel which replaces \mathbf{G} with an arbitrary random matrix \mathbf{M} and uses m random feature maps. The formula is helpful to see how the quality of the estimator depends on the probabilities that the projections of the rows of \mathbf{M} are contained in some particular convex regions of the 2-dimensional space $\mathcal{L}_{\mathbf{x}, \mathbf{y}}$ spanned by datapoints \mathbf{x} and \mathbf{y} . For an illustration of the geometric definitions introduced in this Section, see Figure 1. The formula depends

on probabilities involving events $\mathcal{A}^i = \{\text{sgn}((\mathbf{r}^i)^T \mathbf{x}) \neq \text{sgn}((\mathbf{r}^i)^T \mathbf{y})\}$, where \mathbf{r}^i stands for the i^{th} row of the structured matrix. Notice that $\mathcal{A}^i = \{\mathbf{r}_{\text{proj}}^i \in \mathcal{C}_{\mathbf{x}, \mathbf{y}}\}$, where $\mathbf{r}_{\text{proj}}^i$ stands for the projection of \mathbf{r}^i into $\mathcal{L}_{\mathbf{x}, \mathbf{y}}$ and $\mathcal{C}_{\mathbf{x}, \mathbf{y}}$ is the union of two cones in $\mathcal{L}_{\mathbf{x}, \mathbf{y}}$, each of angle $\theta_{\mathbf{x}, \mathbf{y}}$.

Theorem 4.4. *Estimator $\hat{K}_m^{\text{ang, M}}$ satisfies*

$$\begin{aligned} \text{MSE}(\hat{K}_m^{\text{ang, M}}(\mathbf{x}, \mathbf{y})) &= \frac{1}{m^2} \left[m - \sum_{i=1}^m (1 - 2\mathbb{P}[\mathcal{A}^i])^2 \right] \\ &+ \frac{4}{m^2} \left[\sum_{i=1}^m (\mathbb{P}[\mathcal{A}^i] - \frac{\theta_{\mathbf{x}, \mathbf{y}}}{\pi})^2 + \sum_{i \neq j} \delta_{i,j} \right], \end{aligned} \quad (9)$$

where: $\delta_{i,j} = \mathbb{P}[\mathcal{A}^i \cap \mathcal{A}^j] - \mathbb{P}[\mathcal{A}^i]\mathbb{P}[\mathcal{A}^j]$.

Note that probabilities $\mathbb{P}[\mathcal{A}^i]$ and $\delta_{i,j}$ depend on the choice of \mathbf{M} . It is easy to prove that for unstructured \mathbf{G} and \mathbf{G}_{ort} we have: $\mathbb{P}[\mathcal{A}^i] = \frac{\theta_{\mathbf{x}, \mathbf{y}}}{\pi}$. Furthermore, from the independence of the rows of \mathbf{G} , we get: $\delta_{i,j} = 0$ for $i \neq j$. In particular, for unstructured \mathbf{G} we obtain the formula given in Lemma 4.2. Interestingly, we see that to prove Theorem 4.3, it is enough to show that $\delta_{i,j} < 0$ and this is indeed the approach of the proof of Theorem 4.3 in the Appendix. It is also easy to notice that if we replace \mathbf{G} with $\mathbf{G}_{\text{SR}}^{(k)}$, the expression $\epsilon = \mathbb{P}[\mathcal{A}^i] - \frac{\theta_{\mathbf{x}, \mathbf{y}}}{\pi}$ does not depend on i . Thus we see that the angular kernel estimator based on Hadamard matrices gives smaller MSE estimator if and only if: $\sum_{i \neq j} \delta_{i,j} + m\epsilon^2 < 0$. The latter inequality is an open question.

4.1. PNG Kernel with $f(x) = x^2$

Gaussian orthogonal matrices \mathbf{G}_{ort} are superior to state-of-the-art unstructured versions also for other PNG kernels. Our next result is a first step towards understanding the use of ROMs in approximating PNGs K^f defined by polynomials f . Consider the PNG *quad* kernel given by $f(x) = x^2$. Denote by $\hat{K}_m^{\text{quad, ort}}$ its estimator using \mathbf{G}_{ort} and m random features, and by $\hat{K}_m^{\text{quad, base}}$ the standard one applying unstructured matrices \mathbf{G} . The following is true.

Theorem 4.5. *The mean squared errors of $\hat{K}_m^{\text{quad, ort}}$ and $\hat{K}_m^{\text{quad, base}}$ for two given vectors $\mathbf{x}, \mathbf{y} \in \mathbb{R}^n$ satisfy*

$$\begin{aligned} \text{MSE}(\hat{K}_m^{\text{quad, ort}}(\mathbf{x}, \mathbf{y})) - \text{MSE}(\hat{K}_m^{\text{quad, base}}(\mathbf{x}, \mathbf{y})) &= \\ &- \frac{1}{2m} \|\mathbf{x}\|_2^2 \|\mathbf{y}\|_2^2 \int_0^{\frac{\pi}{2}} f_n(\phi) \frac{1 - \sin(\phi)}{1 + \sin(\phi)} \cdot \\ &\quad \left[\cos^2(\theta) - \frac{1}{16} \left(\frac{1 - \sin(\phi)}{1 + \sin(\phi)} \right) \right] d\phi, \end{aligned} \quad (10)$$

where f_n is as in Theorem 3.2 and $\theta = \theta_{\mathbf{x}, \mathbf{y}}$.

Notice that if $\theta \in [0, \arccos(\frac{1}{4})] \cup (\arccos(-\frac{1}{4}), \pi]$ then $\text{MSE}(\hat{K}_m^{\text{quad, ort}}(\mathbf{x}, \mathbf{y})) < \text{MSE}(\hat{K}_m^{\text{quad, base}}(\mathbf{x}, \mathbf{y}))$. In

practice, the inequality holds for almost all $\theta \in [0, \pi]$, since $f(\phi)$ is close to 0 for ϕ far from $\frac{\pi}{2}$. The following is true:

Corollary 4.6. *For n large enough and $|\cos(\theta)| \geq \frac{1}{\sqrt{n}}$,*

$$\text{MSE}(\hat{K}_m^{\text{quad,ort}}(\mathbf{x}, \mathbf{y})) < \text{MSE}(\hat{K}_m^{\text{quad,base}}(\mathbf{x}, \mathbf{y})).$$

4.2. Near-unbiasedness of the PNG Estimators Based on SD-product Matrices

Recall that the OJLT transformations in §3 were unbiased. This is not the case if matrices $\mathbf{M}_{\mathcal{SR}}^{(k)}$ are used to provide estimators of PNGs defined by nonlinear mappings f . However, as we shall see experimentally in §7, these estimators demonstrate empirically smaller MSE than those for the unstructured unbiased ones. Detailed analysis of the MSE of $\mathbf{M}_{\mathcal{SR}}^{(k)}$ -estimators for PNGs remains an open problem, but we shed light here on their effectiveness. Even though these estimators are not unbiased, they are ‘nearly-unbiased’. The following is true

Theorem 4.7. *Consider an estimator \hat{K}^f of the PNG kernel K^f defined by a nonlinear mapping f . Assume that \hat{K}^f uses matrices $\mathbf{M}_{\mathcal{SR}}^{(k)}$ with at least four blocks \mathbf{SD}_i . Assume furthermore that $\mathbb{R} = \cup_{i=1}^l [a_i, b_i]$ such that $\mu([a_i, b_i] \cap [a_j, b_j]) = 0$ (μ stands for the Lebesgue measure) and such that for every i we have: $|f'_{(a_i, b_i)}| \leq 1$ and $|\sup_{(a_i, b_i)} f(x) - \inf_{(a_i, b_i)} f(x)| \leq M$. Then for every $\mathbf{x}, \mathbf{y} \in \mathbb{R}^n$ we have:*

$$|\hat{K}^f(\mathbf{x}, \mathbf{y}) - K^f(\mathbf{x}, \mathbf{y})| = O\left((M+1)l^2 \frac{\text{polylog}(n)}{\sqrt{n}}\right).$$

For $l = 1$, this result can be derived readily from Stein’s method techniques presented in (Yu et al., 2016), though there only a Gaussian kernel was considered. Our new contributions are the near-unbiasedness results for PNG kernels defined by mappings that need not even be continuous, including important PNGs such as the angular kernel (for which $l = 2$). Techniques based on Stein’s method cannot be used here since these methods assume certain regularity properties (such as the Lipschitz condition) which can easily be violated by non-continuous functions. To prove Theorem 4.7, we use other techniques based on Berry-Esseen type inequalities for vectors of random variables and concentration results regarding quadratic norms involving sub-Gaussian random variables.

5. Understanding why “Orthogonal is Better”

Here we build intuitive understanding for why random orthogonal embeddings are so effective. We examine geometrically the angular kernel (see §4), and also discuss a connection to random walks over orthogonal matrices.

Angular Kernel. Here we develop geometric insight into the effectiveness of estimators based on orthogonal matrices. As we already noticed for the \mathbf{G}_{ort} -mechanism, smaller MSE than that for unstructured \mathbf{G} is implied by the inequality: $\mathbb{P}[\mathcal{A}^i \cap \mathcal{A}^j] < \mathbb{P}[\mathcal{A}^i]\mathbb{P}[\mathcal{A}^j]$, which is equivalent to: $\mathbb{P}[\mathcal{A}^j | \mathcal{A}^i] < \mathbb{P}[\mathcal{A}^j]$. Now it becomes clear why orthogonality is crucial. Without loss of generality take: $i = 1$, $j = 2$, and let \mathbf{g}^1 and \mathbf{g}^2 be the first two rows of \mathbf{G}_{ort} .

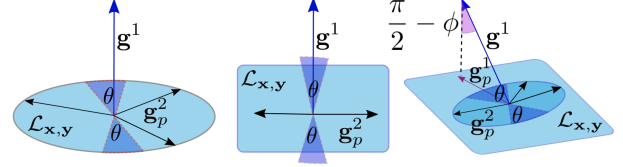


Figure 1. Left subfigure: \mathbf{g}^1 is orthogonal to $\mathcal{L}_{\mathbf{x}, \mathbf{y}}$. Middle: $\mathbf{g}^1 \in \mathcal{L}_{\mathbf{x}, \mathbf{y}}$. Right: \mathbf{g}^1 is close to orthogonal to $\mathcal{L}_{\mathbf{x}, \mathbf{y}}$. See text in §5.

Consider first the extreme case (middle of Figure 1), where all vectors are 2-dimensional. Recall definitions from just after Theorem 4.3. If \mathbf{g}^1 is in $\mathcal{C}_{\mathbf{x}, \mathbf{y}}$ then it is much less probable for \mathbf{g}^2 also to belong to $\mathcal{C}_{\mathbf{x}, \mathbf{y}}$. In particular, if $\theta < \frac{\pi}{2}$ then the probability is zero. That implies the inequality. On the other hand, if \mathbf{g}^1 is perpendicular to $\mathcal{L}_{\mathbf{x}, \mathbf{y}}$ then conditioning on \mathcal{A}^i does not have any effect on the probability that \mathbf{g}^2 belongs to $\mathcal{C}_{\mathbf{x}, \mathbf{y}}$ (left subfigure of Figure 1). In practice, with high probability the angle ϕ between \mathbf{g}^1 and $\mathcal{L}_{\mathbf{x}, \mathbf{y}}$ is close to $\frac{\pi}{2}$, but is not exactly $\frac{\pi}{2}$. That again implies that conditioned on the projection \mathbf{g}_p^1 of \mathbf{g}^1 into $\mathcal{L}_{\mathbf{x}, \mathbf{y}}$ to be in $\mathcal{C}_{\mathbf{x}, \mathbf{y}}$, the more probable directions of \mathbf{g}_p^2 are perpendicular to \mathbf{g}_p^1 (see: ellipsoid-like shape in the right subfigure of Figure 1 which is the projection of the sphere taken from the $(n-1)$ -dimensional space orthogonal to \mathbf{g}^1 into $\mathcal{L}_{\mathbf{x}, \mathbf{y}}$). This makes it less probable for \mathbf{g}_p^2 to be also in $\mathcal{C}_{\mathbf{x}, \mathbf{y}}$. The effect is subtle since $\phi \approx \frac{\pi}{2}$, but this is what provides superiority of the orthogonal transformations over state-of-the-art ones in the angular kernel approximation setting.

Markov Chain Perspective. We focus here on Hadamard-Rademacher random matrices $\mathbf{HD}_k \dots \mathbf{HD}_1$, a special case of the SD-product matrices described in Section 2. Our aim will be to give intuition as to how the choice of k affects the quality of the random matrix. We proceed by casting the random matrices into the framework of Markov chains.

Definition 5.1. *The Hadamard-Rademacher process in n dimensions is defined to be the Markov chain $(\mathbf{X}_k)_{k=0}^\infty$ taking values in the orthogonal group $O(n)$, with $\mathbf{X}_0 = \mathbf{I}$ almost surely, and $\mathbf{X}_k = \mathbf{HD}_k \mathbf{X}_{k-1}$ almost surely, where \mathbf{H} is the normalized Hadamard matrix in n dimensions, and $(\mathbf{D}_k)_{k=1}^\infty$ are iid diagonal matrices with independent Rademacher random variables on their diagonals.*

Constructing an estimator based on Hadamard-

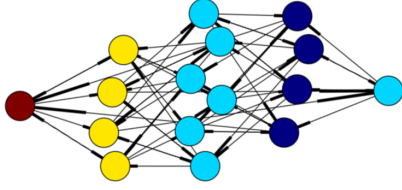


Figure 2. Visualization of the Cayley graph explored by the Hadamard-Rademacher process in two dimensions. Nodes are colored red, yellow, light blue, dark blue, for Cayley distances of 0, 1, 2, 3 from the identity matrix respectively. See §5.

Rademacher matrices is equivalent to simulating several time steps from the Hadamard-Rademacher process. The quality of estimators based on Hadamard-Rademacher random matrices comes from a quick mixing property of the corresponding Markov chain. The following demonstrates attractive properties of the chain in low dimensions.

Proposition 5.2. *The Hadamard-Rademacher process in two dimensions explores a state-space of 16 orthogonal matrices. It is ergodic with respect to the uniform distribution on this set, it has period 2, the diameter of the Cayley graph of its state space is 3, and the chain is fully mixed after 3 time steps.*

This proposition, and the Cayley graph corresponding to the Markov chain’s state space (Figure 2), illustrate the fast mixing properties of the Hadamard-Rademacher process in low dimensions; this agrees with the observations in §3 that there are diminishing returns associated with using a large number k of **HD** blocks in an estimator. The observation in Proposition 5.2 that the Markov chain has period 2 is also interesting; this indicates that we should expect different behavior for estimators based on odd and even numbers of blocks of **HD** matrices, which is reflected in the analytic expressions for MSE derived in Theorems 3.3 and 3.5 for the dimensionality reduction setup.

6. Applications to Locality-Sensitive Hashing

Hashing algorithms based on $\mathbf{M}_{\mathcal{SR}}^{(k)}$ matrices can be used to construct efficient locality-sensitive hashing (LSH) mechanisms, thus leading to the first (c, δ) -ANN algorithms (see: Definition 6.1) with strictly sub-quadratic preprocessing hashing phase, and theoretically provable time and space complexity that match those of the best known (c, δ) -ANN algorithms on the unit sphere.

In this setting, the standard cross-polytope LSH method of Terasawa & Tanaka (2007) applies hashes defined as: $h(\mathbf{x}) = \eta\left(\frac{\mathbf{G}\mathbf{x}}{\|\mathbf{G}\mathbf{x}\|_2}\right)$, where \mathbf{G} is an unstructured Gaussian matrix, and $\eta(\mathbf{v})$ is whichever vector from the discrete set $\{-\mathbf{e}_i, \mathbf{e}_i\}_{i=1}^n$ is closest to \mathbf{v} , where $\{\mathbf{e}_i\}_{i=1}^n$ is the canonical basis. Andoni et al. (2015) replaced the matrix \mathbf{G} with

$\mathbf{HD}_3\mathbf{HD}_2\mathbf{HD}_1$ to obtain a faster hashing mechanism and demonstrated similar empirical performance, though without theoretical analysis.

We introduce a cross-polytope LSH mechanism \mathcal{M}_{ort} which operates as above, except we instead replace \mathbf{G} by a matrix \mathbf{B} composed of $\mathbf{M}^{\mathcal{O}}$ blocks, as defined below. This mechanism still achieves computational speedups, but crucially also admits theoretical guarantees.

Let $\mathbf{M}^{\mathcal{O}} = \sqrt{n}\mathbf{S}^{\mathcal{P}\text{wo}}\mathbf{D}_4\mathbf{SD}_3\mathbf{SD}_2\mathbf{SD}_1$, where n is the data dimensionality, \mathbf{S} is as in §2 and further $\mathbf{S}^{\mathcal{P}\text{wo}}$ is a reduced version of \mathbf{S} obtained from \mathbf{S} by selecting arbitrarily m of its rows (without repetitions). Denote by $\mathbf{B}(\mathbf{S}, m, p)$ a matrix constructed by creating p independent copies (blocks) of $\mathbf{M}^{\mathcal{O}}$ with parameters \mathbf{S} and m , and stacking all these matrices vertically. Let $r = mp$.

Definition 6.1. (Andoni et al., 2015) *Given an N -point dataset $\mathcal{X} \subseteq \mathbb{S}^{n-1}$ on the sphere, the goal of the (c, r) -Approximate Near Neighbor algorithm (ANN) is to build a data structure that, given a query $\mathbf{q} \in \mathbb{S}^{n-1}$ with the promise that there exists a datapoint $\mathbf{p} \in \mathcal{X}$ with $\|\mathbf{p} - \mathbf{q}\| \leq r$, reports a datapoint $\mathbf{p}' \in \mathcal{X}$ within distance cr from \mathbf{q} .*

Our main result regarding structured LSH mechanisms is as follows. In practice the condition on δ is not required, but it is necessary to obtain strict theoretical guarantees.

Theorem 6.2. *For $\delta > \frac{30}{49}$ and n large enough the (c, δ) -ANN on a unit sphere in \mathbb{R}^n can be solved in space $O(N^{1+\rho} + nN)$, query time $O(nN^\rho)$ and with preprocessing that takes $O(n^{\frac{91}{90}} \log(n))$ time per datapoint, where N is the number of all the points in a dataset and $\rho = \frac{1}{c^2} \frac{4-c^2\delta^2}{4-\delta^2} + o(1)$ with the use of the mechanism \mathcal{M}_{ort} .*

7. Experiments

We present comparisons of estimators introduced in §3 and §4, illustrating our earlier theoretical results, as well as demonstrating the empirical success of ROM-based estimators at the level of Gram matrix approximation. We compare estimators based on: unstructured Gaussian matrices \mathbf{G} , matrices \mathbf{G}_{ort} , **S-Rademacher** and **S-Hybrid** matrices with $k = 3$ and different sub-sampling strategies. Results for $k > 3$ do not show additional statistical gains empirically. Additional experimental results, including a comparison of estimators using different numbers of **SD** blocks, are in the Appendix §13. Throughout, we use the normalized Hadamard matrix \mathbf{H} for the structured matrix \mathbf{S} .

7.1. Pointwise Kernel Approximation

Complementing the theoretical results of §3 and §4, we provide several salient comparisons of the various methods introduced - see Figure 3. We also include experiments for kernels with fewer theoretical guarantees, such as the

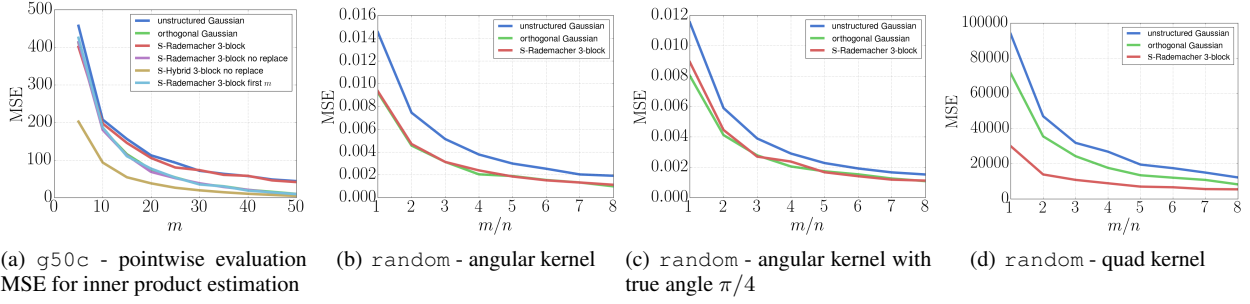


Figure 3. MSE curves for pointwise approximation of a variety of kernels on the g50c dataset for randomly chosen feature vectors.

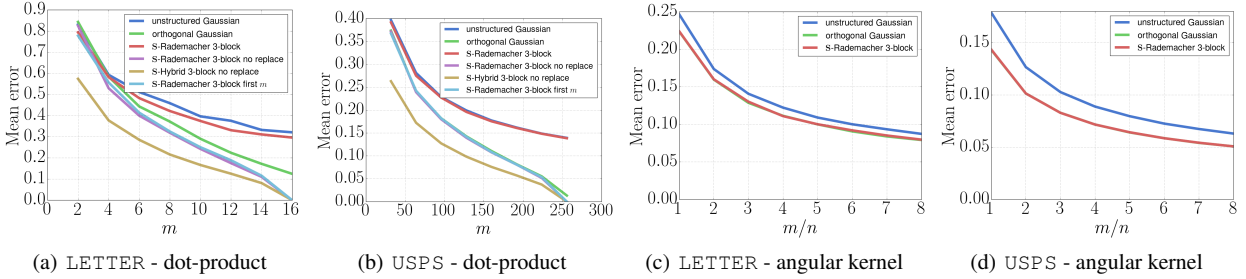


Figure 4. Gram matrix approximation error for a variety of data sets, projection ranks, transforms, and kernels (best viewed in color).

quad kernel of §4. Plots presented here (and in the Appendix) compare MSE for dot-product, angular and quad kernel. They show that estimators based on \mathbf{G}_{ort} , *S-Hybrid* and *S-Rademacher* matrices without replacement, or using the first m rows, beat the state-of-the-art unstructured \mathbf{G} approach on accuracy for all our different datasets in the JLT setup. Interestingly, the latter two approaches give also smaller MSE than \mathbf{G}_{ort} -estimators. For angular/quad kernel estimation, where sampling is not relevant, we see that \mathbf{G}_{ort} and *S-Rademacher* approaches again outperform the ones based on matrices \mathbf{G} . Perhaps surprisingly, for the quad kernel, the *S-Rademacher* approach, which provides the biggest computational gains, outperforms on accuracy the one based on matrices \mathbf{G}_{ort} . This might be due to the fixed L_2 -norm of the rows of *S-Rademacher* matrices. We plan to explore this phenomenon in future work.

7.2. Gram Matrix Approximation

Moving beyond the theoretical guarantees established in §3 and §4, we show empirically that the superiority of estimators based on ROMs is maintained at the level of Gram matrix approximation. We compute Gram matrix approximations (with respect to both standard dot-product, and angular kernel) for a variety of datasets. We use the normalized Frobenius norm error $\|\mathbf{K} - \hat{\mathbf{K}}\|_2 / \|\mathbf{K}\|_2$ as our metric (as used by Choromanski & Sindhvani, 2016), and plot the mean error based on 1,000 repetitions of each random

transform - see Figure 4. The Gram matrices are computed on a randomly selected subset of 550 data points from each dataset. As can be seen, the *S-Hybrid* estimator using the “no-replacement” \mathcal{P}_{WO} , or “first m rows” sub-sampling strategies outperforms even the orthogonal Gaussian ones in the dot-product case. For the angular case, the \mathbf{G}_{ort} -approach and *S-Rademacher* approach are practically indistinguishable.

8. Conclusion

We defined the family of random ortho-matrices (ROMs). This contains the *SD*-product matrices, which include a number of recently proposed structured random matrices. We showed theoretically and empirically that ROMs have strong statistical and computational properties (in several cases outperforming previous state-of-the-art) for algorithms performing dimensionality reduction, random feature approximations of kernels, and in locality-sensitive hashing. Intriguingly, using just one complex structured matrix yields random features of much better quality.

We provided intuition for the benefits of ROMs through geometric insight and a Markov chain perspective. Our empirical findings suggest that our theoretical results might be further strengthened, particularly in the kernel setting. It will be important to understand if complex structured matrices can also be applied here, and how the distribution over complex numbers affects the accuracy.

Acknowledgements

We thank Vikas Sindhwani at Google Brain Robotics and Tamas Sarlos at Google Research for inspiring conversations that led to this work. We thank Matej Balog and Maria Lomeli for helpful comments. MR acknowledges support by the UK Engineering and Physical Sciences Research Council (EPSRC) grant EP/L016516/1 for the University of Cambridge Centre for Doctoral Training, the Cambridge Centre for Analysis. AW acknowledges support by the Alan Turing Institute under the EPSRC grant EP/N510129/1.

References

- Ailon, N. and Chazelle, B. Approximate nearest neighbors and the fast Johnson-Lindenstrauss transform. In *STOC*, 2006.
- Andoni, A., Indyk, P., Laarhoven, T., Razenshteyn, I. P., and Schmidt, L. Practical and optimal LSH for angular distance. In *NIPS*, 2015.
- Bojarski, M., Choromanska, A., Choromanski, K., Fagan, F., Gouy-Pailler, C., Morvan, A., Sakr, N., Sarlos, T., and Atif, J. Structured adaptive and random spinners for fast machine learning computations. In *to appear in AISTATS*, 2017.
- Cho, Y. and Saul, L. K. Kernel methods for deep learning. In *NIPS*, 2009.
- Choromanska, A., Choromanski, K., Bojarski, M., Jebara, T., Kumar, S., and LeCun, Y. Binary embeddings with structured hashed projections. In *ICML*, 2016.
- Choromanski, K. and Sindhwani, V. Recycling randomness with structure for sublinear time kernel expansions. In *ICML*, 2016.
- Eshghi, K. and Rajaram, S. Locality sensitive hash functions based on concomitant rank order statistics. In *SIGKDD*, pp. 221–229, 2008.
- Hinrichs, A. and Vybíral, J. Johnson-Lindenstrauss lemma for circulant matrices. *Random Structures & Algorithms*, 39(3):391–398, 2011.
- Johnson, W. and Lindenstrauss, J. Extensions of Lipschitz mappings into a Hilbert space. In *Conference in modern analysis and probability*, volume 26 of *Contemporary Mathematics*, pp. 189–206. 1984.
- Le, Q., Sarlós, T., and Smola, A. Fastfood - approximating kernel expansions in loglinear time. In *ICML*, 2013.
- Rahimi, A. and Recht, B. Random features for large-scale kernel machines. In *NIPS*, 2007.
- Samo, Y.-L. K. and Roberts, S. Generalized spectral kernels. *CoRR*, abs/1506.02236, 2015.
- Sidorov, G., Gelbukh, A., Gómez-Adorno, H., and Pinto, D. Soft similarity and soft cosine measure: Similarity of features in vector space model. *Computación y Sistemas*, 18(3), 2014.
- Terasawa, K. and Tanaka, Y. Spherical LSH for approximate nearest neighbor search on unit hypersphere. In *WADS*, 2007.
- Vybíral, J. A variant of the Johnson-Lindenstrauss lemma for circulant matrices. *Journal of Functional Analysis*, 260(4):1096–1105, 2011.
- Williams, C. Computation with infinite neural networks. *Neural Computation*, 10(5):1203–1216, 1998.
- Yu, F., Suresh, A., Choromanski, K., Holtmann-Rice, D., and Kumar, S. Orthogonal random features. In *NIPS*, pp. 1975–1983, 2016.
- Zhang, H. and Cheng, L. New bounds for circulant Johnson-Lindenstrauss embeddings. *CoRR*, abs/1308.6339, 2013.

APPENDIX: The Unreasonable Effectiveness of Random Orthogonal Embeddings

We present here details and proofs of all the theoretical results presented in the main body of the paper. We also provide further experimental results in §13.

We highlight proofs of several key results that may be of particular interest to the reader:

- The proof of Theorem 3.3; see §9.3.
- The proof of Theorem 3.5; see §9.5.
- The proof of Theorem 4.3; see §10.2.
- The proof of Theorem 6.2; see §12.1.

In the Appendix we will use interchangeably two notations for the dot product between vectors \mathbf{x} and \mathbf{y} , namely: $\mathbf{x}^\top \mathbf{y}$ and $\langle \mathbf{x}, \mathbf{y} \rangle$.

9. Proofs of results in §3

9.1. Proof of Lemma 3.1

Proof. Denote $X_i = (\mathbf{g}^i)^\top \mathbf{x} \cdot (\mathbf{g}^i)^\top \mathbf{y}$, where \mathbf{g}^i stands for the i^{th} row of the unstructured Gaussian matrix $\mathbf{G} \in \mathbb{R}^{m \times n}$. Note that we have:

$$\hat{K}_m^{\text{base}}(\mathbf{x}, \mathbf{y}) = \frac{1}{m} \sum_{i=1}^m X_i. \quad (11)$$

Denote $\mathbf{g}^i = (g_1^i, \dots, g_n^i)^\top$. Notice that from the independence of g_j^i s and the fact that: $\mathbb{E}[g_j^i] = 0$, $\mathbb{E}[(g_j^i)^2] = 1$, we get: $\mathbb{E}[X_i] = \sum_{j=1}^n x_j y_j = \mathbf{x}^\top \mathbf{y}$, thus the estimator is unbiased. Since the estimator is unbiased, we have: $\text{MSE}(\hat{K}_m^{\text{base}}(\mathbf{x}, \mathbf{y})) = \text{Var}(\hat{K}_m^{\text{base}}(\mathbf{x}, \mathbf{y}))$. Thus we get:

$$\text{MSE}(\hat{K}_m^{\text{base}}(\mathbf{x}, \mathbf{y})) = \frac{1}{m^2} \sum_{i,j} (\mathbb{E}[X_i X_j] - \mathbb{E}[X_i] \mathbb{E}[X_j]). \quad (12)$$

From the independence of different X_i s, we get:

$$\text{MSE}(\hat{K}_m^{\text{base}}(\mathbf{x}, \mathbf{y})) = \frac{1}{m^2} \sum_i (\mathbb{E}[X_i^2] - (\mathbb{E}[X_i])^2). \quad (13)$$

Now notice that different X_i s have the same distribution, thus we get:

$$\text{MSE}(\hat{K}_m^{\text{base}}(\mathbf{x}, \mathbf{y})) = \frac{1}{m} (\mathbb{E}[X_1^2] - (\mathbb{E}[X_1])^2). \quad (14)$$

From the unbiasedness of the estimator, we have: $\mathbb{E}[X_1] = \mathbf{x}^\top \mathbf{y}$. Therefore we obtain:

$$\text{MSE}(\hat{K}_m^{\text{base}}(\mathbf{x}, \mathbf{y})) = \frac{1}{m} (\mathbb{E}[X_1^2] - (\mathbf{x}^\top \mathbf{y})^2). \quad (15)$$

Now notice that

$$\mathbb{E}[X_1^2] = \mathbb{E}\left[\sum_{i_1, j_1, i_2, j_2} g_{i_1} g_{j_1} g_{i_2} g_{j_2} x_{i_1} y_{j_1} x_{i_2} y_{j_2}\right] = \sum_{i_1, j_1, i_2, j_2} x_{i_1} y_{j_1} x_{i_2} y_{j_2} \mathbb{E}[g_{i_1} g_{j_1} g_{i_2} g_{j_2}], \quad (16)$$

where (g_1, \dots, g_n) stands for the first row of \mathbf{G} . In the expression above the only nonzero terms corresponds to quadruples (i_1, j_1, i_2, j_2) , where no index appears odd number of times. Therefore, from the inclusion-exclusion principle and the fact

that $\mathbb{E}[g_i^2] = 1$ and $\mathbb{E}[g_i^4] = 3$, we obtain

$$\mathbb{E}[X_1^2] = \sum_{i_1=j_1, i_2=j_2} x_{i_1} y_{j_1} x_{i_2} y_{j_2} \mathbb{E}[g_{i_1} g_{j_1} g_{i_2} g_{j_2}] + \sum_{i_1=i_2, j_1=j_2} x_{i_1} y_{j_1} x_{i_2} y_{j_2} \mathbb{E}[g_{i_1} g_{j_1} g_{i_2} g_{j_2}] \quad (17)$$

$$+ \sum_{i_1=j_2, i_2=j_1} x_{i_1} y_{j_1} x_{i_2} y_{j_2} \mathbb{E}[g_{i_1} g_{j_1} g_{i_2} g_{j_2}] - \sum_{i_1=j_1=i_2=j_2} x_{i_1} y_{j_1} x_{i_2} y_{j_2} \mathbb{E}[g_{i_1} g_{j_1} g_{i_2} g_{j_2}] \quad (18)$$

$$= ((\mathbf{x}^\top \mathbf{y})^2 - \sum_{i=1}^n x_i^2 y_i^2 + 3 \sum_{i=1}^n x_i^2 y_i^2) + ((\|\mathbf{x}\|_2 \|\mathbf{y}\|_2)^2 - \sum_{i=1}^n x_i^2 y_i^2 + 3 \sum_{i=1}^n x_i^2 y_i^2) \quad (19)$$

$$+ ((\mathbf{x}^\top \mathbf{y})^2 - \sum_{i=1}^n x_i^2 y_i^2 + 3 \sum_{i=1}^n x_i^2 y_i^2) - 3 \cdot 2 \sum_{i=1}^n x_i^2 y_i^2 \quad (20)$$

$$= (\|\mathbf{x}\|_2 \|\mathbf{y}\|_2)^2 + 2(\mathbf{x}^\top \mathbf{y})^2. \quad (21)$$

Therefore we obtain

$$\text{MSE}(\hat{K}_m^{\text{base}}(\mathbf{x}, \mathbf{y})) = \frac{1}{m} ((\|\mathbf{x}\|_2 \|\mathbf{y}\|_2)^2 + 2(\mathbf{x}^\top \mathbf{y})^2 - (\mathbf{x}^\top \mathbf{y})^2) = \frac{1}{m} (\|\mathbf{x}\|_2^2 \|\mathbf{y}\|_2^2 + (\mathbf{x}^\top \mathbf{y})^2), \quad (22)$$

which completes the proof. \square

9.2. Proof of Theorem 3.2

Proof. Fix two different rows of \mathbf{G}_{ort} and denote them as \mathbf{Z}_1 and \mathbf{Z}_2 . We will use the following notation:

- $\phi \in [0, \frac{\pi}{2}]$ - an angle between \mathbf{Z}_1 and the $\mathbf{x} - \mathbf{y}$ plane,
- $\psi \in [0, 2\pi]$ - angle between the projection of \mathbf{Z}_2 into $\mathbf{x} - \mathbf{y}$ plane (the x -axis of the plane) and vector \mathbf{x} ,
- $\theta \in [0, \pi]$ - an angle between \mathbf{x} and \mathbf{y}

The unbiasedness of the Gaussian orthogonal estimator comes from the fact that every row of the Gaussian orthogonal matrix is sampled from multivariate Gaussian distribution with entries taken independently at random from $\mathcal{N}(0, 1)$.

From the unbiasedness, it is clear that to prove the inequality: $\text{MSE}(\hat{K}_m^{\text{ort}}) < \text{MSE}(\hat{K}_m^{\text{base}})$, it is enough to prove that:

$$\text{Cov}(X_i, X_j) = \mathbb{E}[X_i X_j] - \mathbb{E}[X_i] \mathbb{E}[X_j] < 0, \quad (23)$$

where: $X_i = (\mathbf{r}_i^\top \mathbf{x})(\mathbf{r}_i^\top \mathbf{y})$, $X_j = (\mathbf{r}_j^\top \mathbf{x})(\mathbf{r}_j^\top \mathbf{y})$ and $\mathbf{r}_i, \mathbf{r}_j$ stand for the i^{th} and j^{th} row of the Gaussian orthogonal matrix respectively. From the fact that Gaussian orthogonal estimator is unbiased, we get:

$$\mathbb{E}[X_i] = \mathbf{x}^\top \mathbf{y}. \quad (24)$$

Let us now compute $\mathbb{E}[X_i X_j]$. Taking $\mathbf{Z}_1 = \mathbf{r}_i$, $\mathbf{Z}_2 = \mathbf{r}_j$ and applying the density function of directions of the projection of \mathbf{Z}_2 into the $\mathbf{x} - \mathbf{y}$ plane conditioned on \mathbf{Z}_1 , we get:

$$\begin{aligned} \mathbb{E}[X_i X_j] &= \mathbb{E}[(\mathbf{r}_i^\top \mathbf{x})(\mathbf{r}_i^\top \mathbf{y})(\mathbf{r}_j^\top \mathbf{x})(\mathbf{r}_j^\top \mathbf{y})] \\ &= \int_0^\infty \int_0^\infty dl_1 dl_2 p(l_1) p(l_2) \int_0^{\frac{\pi}{2}} f(\phi) d\phi \int_0^{2\pi} \frac{d\psi}{2\pi} \cos(\psi) \cos(\psi + \theta) \|\mathbf{x}\|_2 \|\mathbf{y}\|_2 l_1 \\ &\quad \cdot \int_0^{2\pi} g(t) \cos(t - \psi) \cos(t - \theta - \psi) \|\mathbf{x}\|_2 \|\mathbf{y}\|_2 l_2 dt, \end{aligned} \quad (25)$$

where: $p(\cdot)$ is a density function of the length of the multivariate Gaussian vector, $f(\cdot)$ stands for the density function of the angle between \mathbf{Z}_1 and the $\mathbf{x} - \mathbf{y}$ plane, and $g(t) = \frac{\sin(\phi)}{2\pi} \frac{1}{\cos^2(t) + \sin^2(\phi) \sin^2(t)}$ is a density function of the direction of the projection of vector \mathbf{Z}_2 into $\mathbf{x} - \mathbf{y}$ plane conditioned on ϕ and ψ . Notice that due to the isotropic property of the Gaussian vectors, we know that the density function of ψ is $\frac{1}{2\pi}$.

After simplification we get

$$\begin{aligned} \mathbb{E}[X_i X_j] = \|\mathbf{x}\|_2^2 \|\mathbf{y}\|_2^2 \int_0^\infty \int_0^\infty dl_1 dl_2 p(l_1) p(l_2) l_1 l_2 \int_0^{\frac{\pi}{2}} f(\phi) d\phi \int_0^{2\pi} \cdot \frac{d\psi}{2\pi} \cos(\psi) \cos(\psi + \theta) \\ \cdot \frac{\sin(\phi)}{2\pi} \int_0^{2\pi} \frac{\cos(t - \psi) \cos(t - \theta - \psi)}{\cos^2(t) + \sin^2(\phi) \sin^2(t)} dt \end{aligned} \quad (26)$$

Note that we have

$$\begin{aligned} \mathbb{E}[X_i] \mathbb{E}[X_j] = \|\mathbf{x}\|_2^2 \|\mathbf{y}\|_2^2 \int_0^\infty \int_0^\infty dl_1 dl_2 p(l_1) p(l_2) l_1 l_2 \int_0^{\frac{\pi}{2}} f(\phi) d\phi \int_0^{2\pi} \frac{d\psi}{2\pi} \cos(\psi) \cos(\psi + \theta) \\ \cdot \int_0^{2\pi} \frac{d\psi}{2\pi} \cos(\psi) \cos(\psi + \theta) \end{aligned} \quad (27)$$

Therefore we obtain

$$\mathbb{E}[X_i X_j] - \mathbb{E}[X_i] \mathbb{E}[X_j] = \frac{1}{4\pi^2} \|\mathbf{x}\|_2^2 \|\mathbf{y}\|_2^2 \int_0^\infty \int_0^\infty dl_1 dl_2 p(l_1) p(l_2) l_1 l_2 \int_0^{\frac{\pi}{2}} f(\phi) d\phi \cdot \Lambda(\phi), \quad (28)$$

where

$$\begin{aligned} \Lambda(\phi) = \int_0^{2\pi} \cos(\psi) \cos(\psi + \theta) d\psi \sin(\phi) \int_0^{2\pi} \frac{\cos(t - \psi) \cos(t - \theta - \psi)}{\cos^2(t) + \sin^2(\phi) \sin^2(t)} dt \\ - \int_0^{2\pi} \cos(\psi) \cos(\psi + \theta) d\psi \int_0^{2\pi} \cos(\psi) \cos(\psi + \theta) d\psi. \end{aligned} \quad (29)$$

Let us denote $F(\phi, \psi, \theta) = \int_0^{2\pi} \frac{\cos(t - \psi) \cos(t - \theta - \psi)}{\cos^2(t) + \sin^2(\phi) \sin^2(t)} dt$.

We have

$$F(\phi, \psi, \theta) = \int_0^{2\pi} \frac{(\sin(\psi) \sin(t) + \cos(\psi) \cos(t))(\sin(\psi + \theta) \sin(t) + \cos(\psi + \theta) \cos(t))}{1 - (1 - \sin^2(\phi)) \sin^2(t)} dt. \quad (30)$$

Now we use the substitution: $\sin(t) = \frac{\tan(t)}{\sec(t)}$, $\cos(t) = \frac{1}{\sec(t)}$ and the fact that $\sec^2(t) = 1 + \tan^2(t)$ and get

$$\begin{aligned} F(\phi, \psi, \theta) = \int_0^{2\pi} \sec^2(t) \frac{\sin(\psi) \sin(\psi + \theta) \tan^2(t) + (\sin(\psi) \cos(\psi + \theta) + \cos(\psi) \sin(\psi + \theta)) \tan(t)}{(\tan^2(t) + 1)(\sin^2(\phi) \tan^2(t) + 1)} dt \\ + \int_0^{2\pi} \frac{\cos(\psi) \cos(\psi + \theta)}{(\tan^2(t) + 1)(\sin^2(\phi) \tan^2(t) + 1)} dt. \end{aligned} \quad (31)$$

Now we use the substitution: $u = \tan(t)$. Note that we have: $\frac{du}{dt} = \sec^2(t)$. Thus we get

$$F(\phi, \psi, \theta) = 4 \int_0^\infty \frac{\sin(\psi) \sin(\psi + \theta) u^2 + \cos(\psi) \cos(\psi + \theta)}{(u^2 + 1)(\sin^2(\phi) u^2 + 1)} du \quad (32)$$

$$= 4 \int_0^\infty \left(\frac{A}{u^2 + 1} + \frac{B}{\sin^2(\phi) u^2 + 1} \right) du, \quad (33)$$

where: $A = \frac{\cos(2\psi + \theta)}{1 - \sin^2(\phi)}$ and $B = \cos(\psi) \cos(\psi + \theta) - \frac{\cos(2\psi + \theta)}{1 - \sin^2(\phi)}$.

Note that $\int_0^\infty \frac{A}{u^2 + 1} du = A \arctan(u)|_0^\infty = \frac{A\pi}{2}$ and $\int_0^\infty \frac{B}{\sin^2(\phi) u^2 + 1} du = \frac{1}{\sin(\phi)} \arctan(u \sin(\phi))|_0^\infty = \frac{B\pi}{2 \sin(\phi)}$.

Furthermore, we have:

$$\begin{aligned}\int_0^{2\pi} \cos(\psi) \cos(\psi + \theta) d\psi &= \int_0^{2\pi} \frac{1}{2} (\cos(\theta) + \cos(2\psi + \theta)) d\psi \\ &= \pi \cos(\theta) + \frac{1}{4} \sin(2\psi + \theta) \Big|_0^{2\pi} = \pi \cos(\theta).\end{aligned}\quad (34)$$

Therefore we get:

$$\begin{aligned}\Lambda(\phi) &= \int_0^{2\pi} \cos(\psi) \cos(\psi + \theta) \sin(\phi) F(\phi, \psi, \theta) d\psi - \pi^2 \cos^2(\theta) \\ &= 4 \sin(\phi) \int_0^{2\pi} \cos(\psi) \cos(\psi + \theta) \left(\frac{\pi A}{2} + \frac{\pi B}{2 \sin(\phi)} \right) d\psi - \pi^2 \cos^2(\theta) \\ &= 2\pi \sin(\phi) \int_0^{2\pi} \frac{\cos(2\psi + \theta) \cos(\psi) \cos(\psi + \theta)}{1 - \sin^2(\phi)} d\psi + 2\pi \int_0^{2\pi} \cos^2(\psi) \cos^2(\psi + \theta) d\psi \\ &\quad - 2\pi \int_0^{2\pi} \frac{\cos(2\psi + \theta) \cos(\psi) \cos(\psi + \theta)}{1 - \sin^2(\psi)} d\psi - \pi^2 \cos^2(\theta) \\ &= 2\pi \int_0^{2\pi} \cos^2(\psi) \cos^2(\psi + \theta) d\psi - \frac{2\pi}{1 + \sin(\phi)} \int_0^{2\pi} \cos(2\psi + \theta) \cos(\psi) \cos(\psi + \theta) d\psi - \pi^2 \cos^2(\theta).\end{aligned}\quad (35)$$

Now notice that

$$\begin{aligned}\int_0^{2\pi} \cos^2(\psi) \cos^2(\psi + \theta) d\psi &= \int_0^{2\pi} (\sin(\psi))' \cos(\psi) \cos^2(\psi + \theta) d\psi \\ &= \sin(\psi) \cos(\psi) \cos^2(\psi + \theta) \Big|_0^{2\pi} - \int_0^{2\pi} \sin(\psi) (\cos(\psi) \cos^2(\psi + \theta))' d\psi \\ &= \int_0^{2\pi} \sin^2(\psi) \cos^2(\psi + \theta) d\psi + 2 \int_0^{2\pi} \sin(\psi) \cos(\psi) \cos(\psi + \theta) \sin(\psi + \theta) d\psi.\end{aligned}\quad (36)$$

Thus we get

$$2 \int_0^{2\pi} \cos^2(\psi) \cos^2(\psi + \theta) d\psi = \int_0^{2\pi} \cos^2(\psi + \theta) d\psi + 2 \int_0^{2\pi} \sin(\psi) \cos(\psi) \cos(\psi + \theta) \sin(\psi + \theta) d\psi. \quad (37)$$

Therefore we have

$$\begin{aligned}\int_0^{2\pi} \cos^2(\psi) \cos^2(\psi + \theta) d\psi &= \frac{\pi}{2} + \frac{1}{4} \int_0^{2\pi} \sin(2\psi) \sin(2\psi + 2\theta) d\psi \\ &= \frac{\pi}{2} + \frac{1}{8} \int_0^{2\pi} (\cos(2\theta) - \cos(4\psi + 2\theta)) d\psi = \frac{\pi}{2} + \frac{\pi}{4} \cos(2\theta) = \frac{\pi}{2} + \frac{\pi}{4} (2 \cos^2(\theta) - 1).\end{aligned}\quad (38)$$

Therefore we obtain

$$\Lambda(\phi) = \frac{\pi^2}{2} (2 \cos^2(\theta) - 1) + 2\pi \cdot \frac{\pi}{2} - \pi^2 \cos^2(\theta) - \frac{2\pi}{1 + \sin(\phi)} \int_0^{2\pi} \cos(\psi) \cos(\psi + \theta) \cos(2\psi + \theta) d\psi. \quad (39)$$

Thus it remains to calculate: $\int_0^{2\pi} \cos(\psi) \cos(\psi + \theta) \cos(2\psi + \theta) d\psi$. We have

$$\begin{aligned}\int_0^{2\pi} \cos(\psi) \cos(\psi + \theta) \cos(2\psi + \theta) d\psi &= \int_0^{2\pi} \frac{1}{2} (\cos(\theta) + \cos(2\psi + \theta)) \cos(2\psi + \theta) d\psi \\ &= \frac{1}{2} \cos(\theta) \int_0^{2\pi} \cos(2\psi + \theta) d\psi + \frac{1}{2} \int_0^{2\pi} \cos^2(2\psi + \theta) d\psi = \frac{\pi}{2}.\end{aligned}\quad (40)$$

Putting this into the formula for $\Lambda(\phi)$, we get:

$$\Lambda(\phi) = \frac{\pi^2}{2} \left(1 - \frac{2}{1 + \sin(\phi)}\right) < 0. \quad (41)$$

That completes the proof that $\text{MSE}(\hat{K}_m^{\text{ort}}) < \text{MSE}(\hat{K}_m^{\text{base}})$. To obtain exact expression on $\text{MSE}(\hat{K}_m^{\text{ort}})$, note that from what we have obtained so far we can conclude that

$$\begin{aligned} \text{MSE}(\hat{K}_m^{\text{ort}}) &= \text{MSE}(\hat{K}_m^{\text{base}}) - m \cdot \frac{1}{m^2} \frac{1}{4\pi^2} \|\mathbf{x}\|_2^2 \|\mathbf{y}\|_2^2 \int_0^\infty \int_0^\infty dl_1 dl_2 p(l_1) p(l_2) \\ &\quad \cdot \frac{\pi^2}{2} \int_0^{\frac{\pi}{2}} f(\phi) \left(\frac{2}{1 + \sin(\phi)} - 1 \right) d\phi. \end{aligned} \quad (42)$$

Notice that

$$\mathbb{E}[X_i] \mathbb{E}[X_j] = \frac{1}{4\pi^2} \|\mathbf{x}\|_2^2 \|\mathbf{y}\|_2^2 \int_0^\infty \int_0^\infty dl_1 dl_2 p(l_1) p(l_2) \pi^2 \cos^2(\theta) = (\mathbf{x}^\top \mathbf{y})^2. \quad (43)$$

Therefore we get:

$$\text{MSE}(\hat{K}_m^{\text{ort}}) = \text{MSE}(\hat{K}_m^{\text{base}}) - \frac{1}{2m} \|\mathbf{x}\|_2^2 \|\mathbf{y}\|_2^2 \int_0^{\frac{\pi}{2}} f(\phi) \left(\frac{2}{1 + \sin(\phi)} - 1 \right) d\phi. \quad (44)$$

The completes the proof. \square

9.3. Proof of Theorem 3.3

We obtain Theorem 3.3 through a sequence of smaller propositions. Broadly, the strategy is first to show that the estimators of Theorem 3.3 are unbiased (Proposition 9.1). An expression for the mean squared error of the estimator $\hat{K}_m^{(1)}$ with one matrix block is then derived (Proposition 9.2). Finally, a straightforward recursive formula for the mean squared error of the general estimator is derived (Proposition 9.3), and the result of the theorem then follows.

Proposition 9.1. *The estimator $\hat{K}_m^{(k)}(\mathbf{x}, \mathbf{y})$ is unbiased, for all $k, n \in \mathbb{N}$, $m \leq n$, and $\mathbf{x}, \mathbf{y} \in \mathbb{R}^n$.*

Proof. Notice first that since rows of $\mathbf{S} = \{s_{i,j}\}$ are orthogonal and are L_2 -normalized, the matrix \mathbf{S} is an isometry. Thus each block \mathbf{SD}_i is also an isometry. Therefore it suffices to prove the claim for $k = 1$.

Then, denoting by $\mathbf{J} = (J_1, \dots, J_m)$ the indices of the randomly selected rows of \mathbf{SD}_1 , note that the estimator $\hat{K}_m^{(1)}(\mathbf{x}, \mathbf{y})$ may be expressed in the form

$$\hat{K}_m^{(1)}(\mathbf{x}, \mathbf{y}) = \frac{1}{m} \sum_{i=1}^m (\sqrt{n}(\mathbf{SD}_1)_{J_i} \mathbf{x} \times \sqrt{n}(\mathbf{SD}_1)_{J_i} \mathbf{y}),$$

where $(\mathbf{SD}_1)_i$ is the i^{th} row of \mathbf{SD}_1 . Since each of the rows of \mathbf{SD}_1 has the same marginal distribution, it suffices to demonstrate that $\mathbb{E}[\mathbf{y}^\top \mathbf{D}_1 \mathbf{S}_1^\top \mathbf{S}_1 \mathbf{D}_1 \mathbf{x}] = \frac{\mathbf{x}^\top \mathbf{y}}{n}$, where \mathbf{S}_1 is the first row of \mathbf{S} . Now note

$$\mathbb{E}[\mathbf{y}^\top \mathbf{D} \mathbf{S}_1^\top \mathbf{S}_1 \mathbf{D} \mathbf{x}] = \frac{1}{n} \mathbb{E} \left[\sum_{i=1}^n y_i d_i \times \sum_{i=1}^n x_i d_i \right] = \frac{1}{n} \mathbb{E} \left[\sum_{i=1}^n x_i y_i d_i^2 \right] + \mathbb{E} \left[\sum_{i \neq j} x_i y_j d_i d_j \right] = \frac{\mathbf{x}^\top \mathbf{y}}{n},$$

where $d_i = \mathbf{D}_i$ are iid Rademacher random variables, for $i = 1, \dots, n$. \square

With Proposition 9.1 in place, the mean square error for the estimator $\hat{K}_m^{(1)}$ using one matrix block can be derived.

Proposition 9.2. *The MSE of the single $\mathbf{SD}^{(\mathcal{R})}$ -block m -feature estimator $\hat{K}_m^{(1)}(\mathbf{x}, \mathbf{y})$ for $\langle \mathbf{x}, \mathbf{y} \rangle$ using the without replacement row sub-sampling strategy \mathcal{P}_{WO} is*

$$\text{MSE}(\hat{K}_m^{(1)}(\mathbf{x}, \mathbf{y})) = \frac{1}{m} \left(\frac{n-m}{n-1} \right) \left(\|\mathbf{x}\|^2 \|\mathbf{y}\|^2 + \langle \mathbf{x}, \mathbf{y} \rangle^2 - 2 \sum_{i=1}^n x_i^2 y_i^2 \right).$$

Proof. First note that since $\hat{K}_m^{(1)}(\mathbf{x}, \mathbf{y})$ is unbiased, the mean squared error is simply the variance of this estimator. Secondly, denoting the indices of the m randomly selected rows by $\mathbf{J} = (J_1, \dots, J_m)$, by conditioning on \mathbf{J} we obtain the following:

$$\text{Var} \left(\hat{K}_m^{(1)}(\mathbf{x}, \mathbf{y}) \right) = \frac{n^2}{m^2} \left(\mathbb{E} \left[\text{Var} \left(\sum_{p=1}^m (\mathbf{SD}\mathbf{x})_{J_p} (\mathbf{SD}\mathbf{y})_{J_p} \middle| \mathbf{J} \right) \right] + \text{Var} \left(\mathbb{E} \left[\sum_{p=1}^m (\mathbf{SD}\mathbf{x})_{J_p} (\mathbf{SD}\mathbf{y})_{J_p} \middle| \mathbf{J} \right] \right) \right).$$

Now note that the conditional expectation in the second term is constant as a function of \mathbf{J} , since conditional on whichever rows are sampled, the resulting estimator is unbiased. Taking the variance of this constant therefore causes the second term to vanish. Now consider the conditional variance that appears in the first term:

$$\begin{aligned} \text{Var} \left(\sum_{p=1}^m (\mathbf{SD}\mathbf{x})_{J_p} (\mathbf{SD}\mathbf{y})_{J_p} \middle| \mathbf{J} \right) &= \sum_{p=1}^m \sum_{p'=1}^m \text{Cov} \left((\mathbf{SD}\mathbf{x})_{J_p} (\mathbf{SD}\mathbf{y})_{J_p}, (\mathbf{SD}\mathbf{x})_{J_{p'}} (\mathbf{SD}\mathbf{y})_{J_{p'}} \middle| \mathbf{J} \right) \\ &= \sum_{p,p'=1}^m \sum_{i,j,k,l=1}^n s_{J_p i} s_{J_p j} s_{J_{p'} k} s_{J_{p'} l} x_i y_j x_k y_l \text{Cov}(d_i d_j, d_k d_l), \end{aligned}$$

where we write $\mathbf{D} = \text{Diag}(d_1, \dots, d_n)$. Now note that $\text{Cov}(d_i d_j, d_k d_l)$ is non-zero iff i, j are distinct, and $\{i, j\} = \{k, l\}$, in which case the covariance is 1. We therefore obtain:

$$\text{Var} \left(\sum_{p=1}^m (\mathbf{SD}\mathbf{x})_{J_p} (\mathbf{SD}\mathbf{y})_{J_p} \middle| \mathbf{J} \right) = \sum_{p,p'=1}^m \sum_{i \neq j}^n \left(s_{J_p i} s_{J_p j} s_{J_{p'} i} s_{J_{p'} j} x_i^2 y_j^2 + s_{J_p i} s_{J_p j} s_{J_{p'} j} s_{J_{p'} i} x_i y_j x_j y_i \right).$$

Substituting this expression for the conditional variance into the decomposition of the MSE of the estimator, we obtain the result of the theorem:

$$\begin{aligned} \text{Var} \left(\hat{K}_m^{(1)}(\mathbf{x}, \mathbf{y}) \right) &= \frac{n^2}{m^2} \mathbb{E} \left[\sum_{p,p'=1}^m \sum_{i \neq j}^n \left(s_{J_p i} s_{J_p j} s_{J_{p'} i} s_{J_{p'} j} x_i^2 y_j^2 + s_{J_p i} s_{J_p j} s_{J_{p'} j} s_{J_{p'} i} x_i y_j x_j y_i \right) \right] \\ &= \frac{n^2}{m^2} \sum_{p,p'=1}^m \sum_{i \neq j}^n (x_i^2 y_j^2 + x_i x_j y_i y_j) \mathbb{E} \left[s_{J_p i} s_{J_p j} s_{J_{p'} i} s_{J_{p'} j} \right]. \end{aligned}$$

We now consider the law on the index variables $\mathbf{J} = (J_1, \dots, J_m)$ induced by the sub-sampling strategy \mathcal{P}_{WO} to evaluate the expectation in this last term. If $p = p'$, the integrand of the expectation is deterministically $1/n^2$. If $p \neq p'$, then we obtain:

$$\begin{aligned} \mathbb{E} \left[s_{J_p i} s_{J_p j} s_{J_{p'} i} s_{J_{p'} j} \right] &= \mathbb{E} \left[s_{J_p i} s_{J_p j} \mathbb{E} \left[s_{J_{p'} i} s_{J_{p'} j} \middle| J_p \right] \right] \\ &= \mathbb{E} \left[s_{J_p i} s_{J_p j} \left[\left(\frac{1}{n} \left(\frac{n/2-1}{n-1} \right) - \frac{1}{n} \left(\frac{n/2}{n-1} \right) \right) \mathbb{1}_{\{s_{J_p i} s_{J_p j} = 1/n\}} + \right. \right. \\ &\quad \left. \left(\frac{1}{n} \left(\frac{n/2}{n-1} \right) - \frac{1}{n} \left(\frac{n/2-1}{n-1} \right) \right) \mathbb{1}_{\{s_{J_p i} s_{J_p j} = -1/n\}} \right] \right] \\ &= \frac{1}{n(n-1)} \mathbb{E} \left[s_{J_p i} s_{J_p j} \left(\mathbb{1}_{\{s_{J_p i} s_{J_p j} = -1/n\}} - \mathbb{1}_{\{s_{J_p i} s_{J_p j} = 1/n\}} \right) \right] \\ &= \frac{1}{n^2(n-1)}, \end{aligned}$$

where we have used the fact that the products $s_{J_p i} s_{J_p j}$ and $s_{J_{p'} i} s_{J_{p'} j}$ take values in $\{\pm 1/n\}$, and because distinct rows of \mathbf{S} are orthogonal, the marginal probability of each of the two values is $1/2$. A simple adjustment, using almost-sure distinctness of J_p and $J_{p'}$, yields the conditional probabilities needed to evaluate the conditional expectation that appears in the calculation above.

Substituting the values of these expectations back into the expression for the variance of $\widehat{K}_m^{(1)}(\mathbf{x}, \mathbf{y})$ then yields

$$\begin{aligned} \text{Var}(\widehat{K}_m^{(1)}(\mathbf{x}, \mathbf{y})) &= \frac{n^2}{m^2} \sum_{i \neq j}^n (x_i^2 y_j^2 + x_i x_j y_i y_j) \left(m \times \frac{1}{n^2} - m(m-1) \times \frac{1}{n^2(n-1)} \right) \\ &= \frac{1}{m} \left(1 - \frac{m-1}{n-1} \right) \sum_{i \neq j}^n (x_i^2 y_j^2 + x_i x_j y_i y_j) \\ &= \frac{1}{m} \left(1 - \frac{m-1}{n-1} \right) \left(\sum_{i,j=1}^n (x_i^2 y_j^2 + x_i x_j y_i y_j) - 2 \sum_{i=1}^n x_i^2 y_i^2 \right) \\ &= \frac{1}{m} \left(\frac{n-m}{n-1} \right) \left(\langle \mathbf{x}, \mathbf{y} \rangle^2 + \|\mathbf{x}\|^2 \|\mathbf{y}\|^2 - 2 \sum_{i=1}^n x_i^2 y_i^2 \right), \end{aligned}$$

as required. □

We now turn our attention to the following recursive expression for the mean squared error of a general estimator.

Proposition 9.3. *Let $k \geq 2$. We have the following recursion for the MSE of $K_m^{(k)}(x, y)$:*

$$\text{MSE}(\widehat{K}_m^{(k)}(\mathbf{x}, \mathbf{y})) = \mathbb{E} \left[\text{MSE} \left(\widehat{K}_m^{(k-1)}(\mathbf{SD}_1 \mathbf{x}, \mathbf{SD}_1 \mathbf{y}) \middle| \mathbf{D}_1 \right) \right].$$

Proof. The result follows from a straightforward application of the law of total variance, conditioning on the matrix \mathbf{D}_1 . Observe that

$$\begin{aligned} \text{MSE}(\widehat{K}_m^{(k)}(\mathbf{x}, \mathbf{y})) &= \text{Var}(\widehat{K}_m^{(k)}(\mathbf{x}, \mathbf{y})) \\ &= \mathbb{E} \left[\text{Var} \left(\widehat{K}_m^{(k)}(\mathbf{x}, \mathbf{y}) \middle| \mathbf{D}_1 \right) \right] + \text{Var} \left(\mathbb{E} \left[\widehat{K}_m^{(k)}(\mathbf{x}, \mathbf{y}) \middle| \mathbf{D}_1 \right] \right) \\ &= \mathbb{E} \left[\text{Var} \left(\widehat{K}_m^{(k-1)}(\mathbf{SD}_1 \mathbf{x}, \mathbf{SD}_1 \mathbf{y}) \middle| \mathbf{D}_1 \right) \right] + \text{Var} \left(\mathbb{E} \left[\widehat{K}_m^{(k-1)}(\mathbf{SD}_1 \mathbf{x}, \mathbf{SD}_1 \mathbf{y}) \middle| \mathbf{D}_1 \right] \right). \end{aligned}$$

But examining the conditional expectation in the second term, we observe

$$\mathbb{E} \left[\widehat{K}_m^{(k-1)}(\mathbf{SD}_1 \mathbf{x}, \mathbf{SD}_1 \mathbf{y}) \middle| \mathbf{D}_1 \right] = \langle \mathbf{SD}_1 \mathbf{x}, \mathbf{SD}_1 \mathbf{y} \rangle \quad \text{almost surely,}$$

by unbiasedness of the estimator, and since \mathbf{SD}_1 is orthogonal almost surely, this is equal to the (constant) inner product $\langle \mathbf{x}, \mathbf{y} \rangle$ almost surely. This conditional expectation therefore has 0 variance, and so the second term in the expression for the MSE above vanishes, which results in the statement of the proposition. □

With these intermediate propositions established, we are now in a position to prove Theorem 3.3. In order to use the recursive result of Proposition 9.3, we require the following lemma.

Lemma 9.4. *For all $x, y, \in \mathbb{R}^n$, we have*

$$\mathbb{E} \left[\sum_{i=1}^n (\mathbf{SD}_1 \mathbf{x})_i^2 (\mathbf{SD}_1 \mathbf{y})_i^2 \right] = \frac{1}{n} \left(\|\mathbf{x}\|^2 \|\mathbf{y}\|^2 + 2 \langle \mathbf{x}, \mathbf{y} \rangle^2 - 2 \sum_{i=1}^n x_i^2 y_i^2 \right).$$

Proof. The result follows by direct calculation. Note that

$$\begin{aligned} \mathbb{E} \left[\sum_{i=1}^n (\mathbf{SD}\mathbf{x})_i^2 (\mathbf{SD}\mathbf{y})_i^2 \right] &= n \mathbb{E} \left[\left(\sum_{a=1}^n s_{1a} d_a x_a \right)^2 \left(\sum_{a=1}^n s_{1a} d_a y_a \right)^2 \right] \\ &= n \sum_{i,j,k,l=1}^n s_{1i} s_{1j} s_{1k} s_{1l} x_i x_j y_k y_l \mathbb{E} [d_i d_j d_k d_l], \end{aligned}$$

where the first inequality follows since the n summands indexed by i in the initial expectation are identically distributed. Now note that the expectation $\mathbb{E} [d_i d_j d_k d_l]$ is non-zero iff $i = j = k = l$, or $i = j \neq k = l$, or $i = k \neq j = l$, or $i = l \neq k = j$; in all such cases, the expectation takes the value 1. Substituting this into the above expression and collecting terms, we obtain

$$\begin{aligned} \mathbb{E} \left[\sum_{i=1}^n (\mathbf{SD}\mathbf{x})_i^2 (\mathbf{SD}\mathbf{y})_i^2 \right] &= \frac{1}{n} \left(\sum_{i=1}^n x_i^2 y_i^2 + \sum_{i \neq j} x_i^2 y_i^2 + 2 \sum_{i \neq j} x_i x_j y_i y_j \right) \\ &= \frac{1}{n} \left(\sum_{i,j=1}^n x_i^2 y_j^2 + 2 \sum_{i,j=1}^n x_i x_j y_i y_j - 2 \sum_{i=1}^n x_i^2 y_i^2 \right), \end{aligned}$$

from which the statement of the lemma follows immediately. \square

Proof of Theorem 3.3. Recall that we aim to establish the following general expression for $k \geq 1$:

$$\text{MSE}(\widehat{K}_m^{(k)}(\mathbf{x}, \mathbf{y})) = \frac{1}{m} \left(\frac{n-m}{n-1} \right) \left(((\mathbf{x}^\top \mathbf{y})^2 + \|\mathbf{x}\|^2 \|\mathbf{y}\|^2) + \sum_{r=1}^{k-1} \frac{(-1)^r 2^r}{n^r} (2(\mathbf{x}^\top \mathbf{y})^2 + \|\mathbf{x}\|^2 \|\mathbf{y}\|^2) + \frac{(-1)^k 2^k}{n^{k-1}} \sum_{i=1}^n x_i^2 y_i^2 \right).$$

We proceed by induction. The case $k = 1$ is verified by Proposition 9.2. For the inductive step, suppose the result holds for some $k \in \mathbb{N}$. Then observe by Proposition 9.3 and the induction hypothesis, we have

$$\begin{aligned} \text{MSE}(\widehat{K}_m^{(k+1)}(\mathbf{x}, \mathbf{y})) &= \mathbb{E} \left[\text{MSE} \left(\widehat{K}_m^{(k-1)}(\mathbf{SD}_1 \mathbf{x}, \mathbf{SD}_1 \mathbf{y}) | \mathbf{D}_1 \right) \right] \\ &= \frac{1}{m} \left(\frac{n-m}{n-1} \right) \left(((\mathbf{x}^\top \mathbf{y})^2 + \|\mathbf{x}\|^2 \|\mathbf{y}\|^2) + \sum_{r=1}^{k-1} \frac{(-1)^r 2^r}{n^r} (2(\mathbf{x}^\top \mathbf{y})^2 + \|\mathbf{x}\|^2 \|\mathbf{y}\|^2) \right. \\ &\quad \left. + \frac{(-1)^k 2^k}{n^{k-1}} \sum_{i=1}^n \mathbb{E} [(\mathbf{SD}_1 \mathbf{x})_i^2 (\mathbf{SD}_1 \mathbf{y})_i^2] \right), \end{aligned}$$

where we have used that \mathbf{SD}_1 is almost surely orthogonal, and therefore $\|\mathbf{SD}_1 \mathbf{x}\|^2 = \|\mathbf{x}\|^2$ almost surely, $\|\mathbf{SD}_1 \mathbf{y}\|^2 = \|\mathbf{y}\|^2$ almost surely, and $\langle \mathbf{SD}_1 \mathbf{x}, \mathbf{SD}_1 \mathbf{y} \rangle = \langle \mathbf{x}, \mathbf{y} \rangle$ almost surely. Applying Lemma 9.4 to the remaining expectation and collecting terms yields the required expression for $\text{MSE}(\widehat{K}_m^{(k+1)}(\mathbf{x}, \mathbf{y}))$, and the proof is complete. \square

9.4. Proof of Lemma 3.4

Proof. Consider the last block \mathbf{H} that is sub-sampled. Notice that if rows \mathbf{r}^1 and \mathbf{r}^2 of \mathbf{H} of indices i and $\frac{n}{2} + i$ are chosen then from the recursive definition of \mathbf{H} we conclude that $(\mathbf{r}^2)^\top \mathbf{x} = (\mathbf{r}_1^1)^\top \mathbf{x} - (\mathbf{r}_2^1)^\top \mathbf{x}$, where $\mathbf{r}_1^1, \mathbf{r}_2^1$ stand for the first and second half of \mathbf{r}^1 respectively. Thus computations of $(\mathbf{r}^1)^\top \mathbf{x}$ can be reused to compute both $(\mathbf{r}^1)^\top \mathbf{x}$ and $(\mathbf{r}^2)^\top \mathbf{x}$ in time $n + O(1)$ instead of $2n$. If we denote by r the expected number of pairs of rows $(i, \frac{n}{2} + i)$ that are chosen by the random sampling mechanism, then we see that by applying the trick above for all the r pairs, we obtain time complexity $O((k-1)n \log(n) + n(m-2r) + nr + r)$, where: $O((k-1)n \log(n))$ is the time required to compute first $(k-1)$ \mathbf{HD} blocks (with the use of Walsh-Hadamard Transform), $O(n(m-2r))$ stands for time complexity of the brute force computations for these rows that were not coupled in the last block and $O(nr + r)$ comes from the above trick applied to all r aforementioned pairs of rows. Thus, to obtain the first term in the min-expression on time complexity from the statement of the lemma, it remains to show that

$$\mathbb{E}[r] = \frac{(m-1)m}{2(n-1)}. \quad (45)$$

But this is straightforward. Note that the number of the m -subsets of the set of all n rows that contain some fixed rows of indices i_1, i_2 ($i_1 \neq i_2$) is $\binom{n-2}{m-2}$. Thus for any fixed pair of rows of indices i and $\frac{n}{2} + i$ the probability that these two rows will be selected is exactly $p_{succ} = \frac{\binom{n-2}{m-2}}{\binom{n}{m}} = \frac{(m-1)m}{(n-1)n}$. Equation 45 comes from the fact that clearly: $\mathbb{E}[r] = \frac{n}{2} p_{succ}$. Thus we obtain the first term in the min-expression from the statement of the lemma. The other one comes from the fact that one can always do all the computations by calculating k times Walsh-Hadamard transformation. That completes the proof. \square

9.5. Proof of Theorem 3.5

The proof of Theorem 3.5 follows a very similar structure to that of Theorem 3.3; we proceed by induction, and may use the results of Proposition 9.3 to set up a recursion. We first show unbiasedness of the estimator (Proposition 9.5), and then treat the base case of the inductive argument (Proposition 9.6). We prove slightly more general statements than needed for Theorem 3.5, as this will allow us to explore the fully complex case in §9.7.

Proposition 9.5. *The estimator $K_m^{\mathcal{H},(k)}(\mathbf{x}, \mathbf{y})$ is unbiased for all $k, n \in \mathbb{N}$, $m \leq n$, and $\mathbf{x}, \mathbf{y} \in \mathbb{C}^n$ with $\langle \bar{\mathbf{x}}, \mathbf{y} \rangle \in \mathbb{R}$; in particular, for all $\mathbf{x}, \mathbf{y} \in \mathbb{R}$.*

Proof. Following a similar argument to the proof of Proposition 9.1, note that it is sufficient to prove the claim for $k = 1$, since each **SD** block is unitary, and hence preserves the Hermitian product $\langle \bar{\mathbf{x}}, \mathbf{y} \rangle$.

Next, note that the estimator can be written as a sum of identically distributed terms:

$$\hat{K}_m^{\mathcal{H},(1)}(\mathbf{x}, \mathbf{y}) = \frac{n}{m} \sum_{i=1}^m \text{Re} \left(((\mathbf{SD}_1 \bar{\mathbf{x}})_{J_i} \times (\mathbf{SD}_1 \mathbf{y})_{J_i}) \right).$$

The terms are identically distributed since the index variables J_i are marginally identically distributed, and the rows of \mathbf{SD}_1 are marginally identically distributed (the elements of a row are iid $\text{Unif}(S^1)/\sqrt{n}$). Now note

$$\mathbb{E} \left[\text{Re} \left(((\mathbf{SD}_1 \bar{\mathbf{x}})_{J_i} \times (\mathbf{SD}_1 \mathbf{y})_{J_i}) \right) \right] = \frac{1}{n} \mathbb{E} \left[\sum_{i=1}^n y_i d_i \times \sum_{i=1}^n \bar{x}_i \bar{d}_i \right] = \frac{1}{n} \mathbb{E} \left[\sum_{i=1}^n \bar{x}_i y_i d_i \bar{d}_i \right] + \mathbb{E} \left[\sum_{i \neq j} \bar{x}_i y_j \bar{d}_i d_j \right] = \frac{1}{n} \langle \bar{\mathbf{x}}, \mathbf{y} \rangle,$$

where $d_i = \mathbf{D}_{ii} \stackrel{iid}{\sim} \text{Unif}(S^1)$ for $i = 1, \dots, n$. This immediately yields $\mathbb{E} \left[\hat{K}_m^{\mathcal{H},(1)}(\mathbf{x}, \mathbf{y}) \right] = \langle \bar{\mathbf{x}}, \mathbf{y} \rangle$, as required. \square

We now derive the base case for our inductive proof, again proving a slightly more general statement than necessary for Theorem 3.5.

Proposition 9.6. *Let $\mathbf{x}, \mathbf{y} \in \mathbb{C}^n$ such that $\langle \bar{\mathbf{x}}, \mathbf{y} \rangle \in \mathbb{R}$. The MSE of the single complex **SD**-block m -feature estimator $K_m^{\mathcal{H},(1)}(\mathbf{x}, \mathbf{y})$ for $\langle \bar{\mathbf{x}}, \mathbf{y} \rangle$ is*

$$\text{MSE}(\hat{K}_m^{\mathcal{H},(1)}(\mathbf{x}, \mathbf{y})) = \frac{1}{2m} \left(\frac{n-m}{n-1} \right) \left(\langle \bar{\mathbf{x}}, \mathbf{x} \rangle \langle \bar{\mathbf{y}}, \mathbf{y} \rangle + \langle \bar{\mathbf{x}}, \mathbf{y} \rangle^2 - \sum_{r=1}^n |x_r|^2 |y_r|^2 - \sum_{r=1}^n \text{Re}(\bar{x}_r^2 y_r^2) \right).$$

Proof. The proof is very similar to that of Proposition 9.2. By the unbiasedness result of Proposition 9.5, the mean squared error of the estimator is simply the variance. We begin by conditioning on the random index vector \mathbf{J} selected by the sub-sampling procedure.

$$\hat{K}_m^{\mathcal{H},(1)}(\mathbf{x}, \mathbf{y}) = \frac{1}{M} \text{Re} \left(\langle \sqrt{n}(\mathbf{SD}_1 \bar{\mathbf{x}})_{\mathbf{J}}, \sqrt{n}(\mathbf{SD}_1 \mathbf{y})_{\mathbf{J}} \rangle \right),$$

where again \mathbf{J} is a set of uniform iid indices from $1, \dots, n$, and the bar over D represents complex conjugation. Since the estimator is again unbiased, its MSE is equal to its variance. First conditioning on the index set \mathbf{J} , as for Proposition 9.6,

we obtain

$$\begin{aligned} & \text{Var} \left(\widehat{K}_m^{\mathcal{H},(1)}(x, y) \right) \\ &= \frac{n^2}{m^2} \left(\mathbb{E} \left[\text{Var} \left(\text{Re} \left(\sum_{p=1}^m (\mathbf{SD}_1 \bar{\mathbf{x}})_{J_p} (\mathbf{SD}_1 \mathbf{y})_{J_p} \right) \middle| \mathbf{J} \right) \right] + \text{Var} \left(\mathbb{E} \left[\text{Re} \left(\sum_{p=1}^m (\mathbf{SD}_1 \bar{\mathbf{x}})_{J_p} (\mathbf{SD}_1 \mathbf{y})_{J_p} \right) \middle| \mathbf{J} \right] \right) \right). \end{aligned}$$

Again, the second term vanishes as the conditional expectation is constant as a function of \mathbf{J} , by unitarity of \mathbf{SD} . Turning attention to the conditional variance expression in the first term, we note

$$\text{Var} \left(\text{Re} \left(\sum_{p=1}^m (\mathbf{SD}_1 \bar{\mathbf{x}})_{J_p} (\mathbf{SD}_1 \mathbf{y})_{J_p} \right) \middle| \mathbf{J} \right) = \sum_{p,p'=1}^m \sum_{i,j,k,l=1}^n s_{J_p i} s_{J_{p'} j} s_{J_p k} s_{J_{p'} l} \text{Cov} \left(\text{Re}(\bar{d}_i \bar{x}_i d_j y_j), \text{Re}(\bar{d}_k \bar{x}_k d_l y_l) \right).$$

Now note that the covariance term is non-zero iff i, j are distinct, and $\{i, j\} = \{k, l\}$. We therefore obtain

$$\begin{aligned} & \text{Var} \left(\text{Re} \left(\sum_{p=1}^m (\mathbf{SD}_1 \bar{\mathbf{x}})_{J_p} (\mathbf{SD}_1 \mathbf{y})_{J_p} \right) \middle| \mathbf{J} \right) \\ &= \sum_{p,p'=1}^m \sum_{i \neq j}^n s_{J_p i} s_{J_{p'} j} s_{J_p i} s_{J_{p'} j} \left(\text{Cov} \left(\text{Re}(\bar{d}_i \bar{x}_i d_j y_j), \text{Re}(\bar{d}_i \bar{x}_i d_j y_j) \right) + \text{Cov} \left(\text{Re}(\bar{d}_i \bar{x}_i d_j y_j), \text{Re}(\bar{d}_j \bar{x}_j d_i y_i) \right) \right) \end{aligned}$$

First consider the term $\text{Cov} \left(\text{Re}(\bar{d}_i \bar{x}_i d_j y_j), \text{Re}(\bar{d}_i \bar{x}_i d_j y_j) \right)$. The random variable $\bar{d}_i \bar{x}_i d_j y_j$ is distributed uniformly on the circle in the complex plane centered at the origin with radius $|\bar{x}_i y_j|$. Therefore the variance of its real part is

$$\text{Cov} \left(\text{Re}(\bar{d}_i \bar{x}_i d_j y_j), \text{Re}(\bar{d}_i \bar{x}_i d_j y_j) \right) = \frac{1}{2} |\bar{x}_i y_j|^2 = \frac{1}{2} \bar{x}_i \bar{x}_i y_j \bar{y}_j.$$

For the second covariance term, we perform an explicit calculation. Let $Z = e^{i\theta} = \bar{d}_i d_j$. Then we have

$$\begin{aligned} \text{Cov} \left(\text{Re}(\bar{d}_i \bar{x}_i d_j y_j), \text{Re}(\bar{d}_j \bar{x}_j d_i y_i) \right) &= \text{Cov} \left(\text{Re}(Z \bar{x}_i y_j), \text{Re}(\bar{Z} \bar{x}_j y_i) \right) \\ &= \text{Cov} \left(\cos(\theta) \text{Re}(\bar{x}_i y_j) - \sin(\theta) \text{Im}(\bar{x}_i y_j), \cos(\theta) \text{Re}(\bar{x}_j y_i) + \sin(\theta) \text{Im}(\bar{x}_j y_i) \right) \\ &= \frac{1}{2} \left(\text{Re}(\bar{x}_i y_j) \text{Re}(\bar{x}_j y_i) - \text{Im}(\bar{x}_i y_j) \text{Im}(\bar{x}_j y_i) \right), \end{aligned}$$

with the final equality following since the angle θ is uniformly distributed on $[0, 2\pi]$, and standard trigonometric integral identities. We recognize the bracketed terms in the final line as the real part of the product $\bar{x}_i \bar{x}_j y_i y_j$. Substituting these into the expression for the conditional variance obtained above, we have

$$\text{Var} \left(\text{Re} \left(\sum_{p=1}^m (\mathbf{SD}_1 \bar{\mathbf{x}})_{J_p} (\mathbf{SD}_1 \mathbf{y})_{J_p} \right) \middle| \mathbf{J} \right) = \sum_{p,p'=1}^m \sum_{i \neq j}^n s_{J_p i} s_{J_{p'} j} s_{J_p i} s_{J_{p'} j} \frac{1}{2} \left(\bar{x}_i \bar{x}_j y_j \bar{y}_j + \text{Re}(\bar{x}_i \bar{x}_j y_i y_j) \right).$$

Now taking the expectation over the index variables \mathbf{J} , we note that as in the proof of Proposition 9.2, the expectation of the term $s_{J_p i} s_{J_{p'} j} s_{J_p i} s_{J_{p'} j}$ is $1/n^2$ when $p = p'$, and $1/(n^2(n-1))$ otherwise. Therefore we obtain

$$\begin{aligned} \text{Var} \left(\widehat{K}_m^{\mathcal{H},(1)}(\mathbf{x}, \mathbf{y}) \right) &= \frac{n^2}{m^2} \left(\left(\frac{m}{n^2} + \frac{m(m-1)}{n^2(n-1)} \right) \frac{1}{2} \sum_{i \neq j}^n (\bar{x}_i \bar{x}_j y_j \bar{y}_j + \text{Re}(\bar{x}_i \bar{x}_j y_i y_j)) \right) \\ &= \frac{1}{2m} \left(\frac{n-m}{n-1} \right) \left(\sum_{i \neq j}^n (\bar{x}_i \bar{x}_j y_j \bar{y}_j + \text{Re}(\bar{x}_i \bar{x}_j y_i y_j)) \right) \\ &= \frac{1}{2m} \left(\frac{n-m}{n-1} \right) \left(\sum_{i,j=1}^n (\bar{x}_i \bar{x}_j y_j \bar{y}_j + \text{Re}(\bar{x}_i \bar{x}_j y_i y_j)) - \sum_{i=1}^n (\bar{x}_i \bar{x}_i y_i \bar{y}_i + \text{Re}(\bar{x}_i \bar{x}_i y_i y_i)) \right) \\ &= \frac{1}{2m} \left(\frac{n-m}{n-1} \right) \left(\langle \bar{\mathbf{x}}, \mathbf{x} \rangle \langle \bar{\mathbf{y}}, \mathbf{y} \rangle + \langle \bar{\mathbf{x}}, \mathbf{y} \rangle^2 - \sum_{i=1}^n (\bar{x}_i \bar{x}_i y_i \bar{y}_i + \text{Re}(\bar{x}_i \bar{x}_i y_i y_i)) \right), \end{aligned}$$

where in the final equality we have used the assumption that $\langle \bar{\mathbf{x}}, \mathbf{y} \rangle \in \mathbb{R}$. \square

We are now in a position to prove Theorem 3.5 by induction, using Proposition 9.6 as a base case, and Proposition 9.3 for the inductive step.

Proof of Theorem 3.5. Recall that we aim to establish the following general expression for $k \geq 1$:

$$\text{MSE}(\hat{K}_m^{\mathcal{H},(k)}(\mathbf{x}, \mathbf{y})) = \frac{1}{2m} \left(\frac{n-m}{n-1} \right) \left(((\mathbf{x}^\top \mathbf{y})^2 + \|\mathbf{x}\|^2 \|\mathbf{y}\|^2) + \sum_{r=1}^{k-1} \frac{(-1)^r 2^r}{n^r} (2(\mathbf{x}^\top \mathbf{y})^2 + \|\mathbf{x}\|^2 \|\mathbf{y}\|^2) + \frac{(-1)^k 2^k}{n^{k-1}} \sum_{i=1}^n x_i^2 y_i^2 \right).$$

We proceed by induction. The case $k = 1$ is verified by Proposition 9.6, and by noting that in the expression obtained in Proposition 9.6, we have

$$\sum_{i=1}^n x_i \bar{x}_i y_i \bar{y}_i = \text{Re}(\bar{x}_i x_i y_i \bar{y}_i) = \sum_{i=1}^n x_i^2 y_i^2.$$

For the inductive step, suppose the result holds for some $k \in \mathbb{N}$. Then observe by Proposition 9.3 and the induction hypothesis, we have, for $\mathbf{x}, \mathbf{y} \in \mathbb{R}^n$:

$$\begin{aligned} \text{MSE}(\hat{K}_m^{\mathcal{H},(k+1)}(\mathbf{x}, \mathbf{y})) &= \mathbb{E} \left[\text{MSE} \left(\hat{K}_m^{(k-1)}(\mathbf{SD}_1 \mathbf{x}, \mathbf{SD}_1 \mathbf{y}) | \mathbf{D}_1 \right) \right] \\ &= \frac{1}{2m} \left(\frac{n-m}{n-1} \right) \left(((\mathbf{x}^\top \mathbf{y})^2 + \|\mathbf{x}\|^2 \|\mathbf{y}\|^2) + \sum_{r=1}^{k-1} \frac{(-1)^r 2^r}{n^r} (2(\mathbf{x}^\top \mathbf{y})^2 + \|\mathbf{x}\|^2 \|\mathbf{y}\|^2) \right. \\ &\quad \left. + \frac{(-1)^k 2^k}{n^{k-1}} \sum_{i=1}^n \mathbb{E} [(\mathbf{SD}_1 \mathbf{x})_i^2 (\mathbf{SD}_1 \mathbf{y})_i^2] \right), \end{aligned}$$

where we have used that \mathbf{SD}_1 is almost surely orthogonal, and therefore $\|\mathbf{SD}_1 \mathbf{x}\|^2 = \|\mathbf{x}\|^2$ almost surely, $\|\mathbf{SD}_1 \mathbf{y}\|^2 = \|\mathbf{y}\|^2$ almost surely, and $\langle \mathbf{SD}_1 \mathbf{x}, \mathbf{SD}_1 \mathbf{y} \rangle = \langle \mathbf{x}, \mathbf{y} \rangle$ almost surely. Applying Lemma 9.4 to the remaining expectation and collecting terms yields the required expression for $\text{MSE}(\hat{K}_m^{\mathcal{H},(k+1)}(\mathbf{x}, \mathbf{y}))$, and the proof is complete. \square

9.6. Proof of Corollary 3.6

The proof follows simply by following the inductive strategy of the proof of Theorem 3.5, replacing the base case in Proposition 9.6 with the following.

Proposition 9.7. *Let $\mathbf{x}, \mathbf{y} \in \mathbb{R}^n$. The MSE of the single hybrid SD-block m -feature estimator $K_m^{\mathcal{H},(1)}(\mathbf{x}, \mathbf{y})$ using a diagonal matrix with entries $\text{Unif}(\{1, -1, i, -i\})$, rather than $\text{Unif}(S^1)$ for $\langle \mathbf{x}, \mathbf{y} \rangle$ is*

$$\text{MSE}(\hat{K}_m^{\mathcal{H},(1)}(\mathbf{x}, \mathbf{y})) = \frac{1}{2m} \left(\langle \bar{\mathbf{x}}, \mathbf{x} \rangle \langle \bar{\mathbf{y}}, \mathbf{y} \rangle + \langle \bar{\mathbf{x}}, \mathbf{y} \rangle^2 - 2 \sum_{r=1}^n x_r^2 y_r^2 \right).$$

Proof. The proof of this proposition proceeds exactly as for Proposition 9.6; by following the same chain of reasoning, conditioning on the index set \mathbf{J} of the sub-sampled rows, we arrive at

$$\text{Var} \left(\text{Re} \left(\sum_{p=1}^m (\mathbf{SD}_1 \bar{\mathbf{x}})_{J_p} (\mathbf{SD}_1 \mathbf{y})_{J_p} \right) \middle| \mathbf{J} \right) = \sum_{p,p'=1}^m \sum_{i,j,k,l=1}^n s_{J_p i} s_{J_{p'} j} s_{J_{p'} k} s_{J_p l} \text{Cov} \left(\text{Re}(\bar{d}_i \bar{x}_i d_j y_j), \text{Re}(\bar{d}_k \bar{x}_k d_l y_l) \right).$$

Since we are dealing strictly with the case $\mathbf{x}, \mathbf{y} \in \mathbb{R}^n$, we may simplify this further to obtain

$$\text{Var} \left(\text{Re} \left(\sum_{p=1}^m (\mathbf{SD}_1 \bar{\mathbf{x}})_{J_p} (\mathbf{SD}_1 \mathbf{y})_{J_p} \right) \middle| \mathbf{J} \right) = \sum_{p,p'=1}^m \sum_{i,j,k,l=1}^n s_{J_p i} s_{J_{p'} j} s_{J_{p'} k} s_{J_p l} x_i x_k y_i y_l \text{Cov} \left(\text{Re}(\bar{d}_i d_j), \text{Re}(\bar{d}_k d_l) \right).$$

By calculating directly with the $d_i, d_j, d_k, d_l \sim \text{Unif}(\{1, -1, i, -i\})$, we obtain

$$\text{Var} \left(\text{Re} \left(\sum_{p=1}^m (\overline{\mathbf{SD}_1 \mathbf{x}})_{J_p} (\mathbf{SD}_1 \mathbf{y})_{J_p} \right) \middle| \mathbf{J} \right) = \frac{1}{2} \sum_{p,p'=1}^m \sum_{i \neq j}^n s_{J_p i} s_{J_{p'} j} s_{J_p k} s_{J_{p'} l} (x_i^2 y_j^2 + x_i x_j y_i y_j),$$

exactly as in Proposition 9.6; following the rest of the argument of Proposition 9.6 yields the result. \square

The proof of the corollary now follows by applying the steps of the proof of Theorem 3.5.

9.7. Exploring Dimensionality Reduction with Fully-complex Random Matrices

In this section, we briefly explore the possibility of using **SD**-product matrices in which all the random diagonal matrices are complex-valued. Following on from the ROMs introduced in Definition 2.1, we define the **S-Uniform** random matrix with $k \in \mathbb{N}$ blocks to be given by

$$\mathbf{M}_{\text{SU}}^{(k)} = \prod_{i=1}^k \mathbf{SD}_i^{(\mathcal{U})},$$

where $(\mathbf{D}_i^{(\mathcal{U})})_{i=1}^k$ are iid diagonal matrices with iid $\text{Unif}(S^1)$ random variables on the diagonals, and S^1 is the unit circle of \mathbb{C} .

As alluded to in §3, we will see that introducing this increased number of complex parameters does not lead to significant increases in statistical performance relative to the estimator $\hat{K}_m^{\mathcal{H},(k)}$ for dimensionality reduction.

We consider the estimator $\hat{K}_m^{\mathcal{U},(k)}$ below, based on the sub-sampled **SD**-product matrix $\mathbf{M}_{\text{SU}}^{(k),\text{sub}}$:

$$\hat{K}_m^{\mathcal{U},(k)}(\mathbf{x}, \mathbf{y}) = \frac{1}{m} \text{Re} \left[\left(\overline{\mathbf{M}_{\text{SU}}^{(k),\text{sub}} \mathbf{x}} \right)^\top \left(\mathbf{M}_{\text{SU}}^{(k),\text{sub}} \mathbf{y} \right) \right],$$

and show that it does not yield a significant improvement over the estimator $\hat{K}_m^{\mathcal{H},(k)}$ of Theorem 3.5:

Theorem 9.8. *For $\mathbf{x}, \mathbf{y} \in \mathbb{R}^n$, the estimator $\hat{K}_m^{\mathcal{U},(k)}(\mathbf{x}, \mathbf{y})$, applying random sub-sampling strategy with replacement \mathcal{P}_{WO} , is unbiased and satisfies:*

$$\text{MSE}(\hat{K}_m^{\mathcal{U},(k)}(\mathbf{x}, \mathbf{y})) = \frac{1}{2m} \left(\frac{n-m}{n-1} \right) \left(((\mathbf{x}^\top \mathbf{y})^2 + \|\mathbf{x}\|^2 \|\mathbf{y}\|^2) + \sum_{r=1}^{k-1} \frac{(-1)^r}{n^r} (3(\mathbf{x}^\top \mathbf{y})^2 + \|\mathbf{x}\|^2 \|\mathbf{y}\|^2) + \frac{(-1)^{k-2}}{n^{k-1}} \sum_{i=1}^n x_i^2 y_i^2 \right).$$

The structure of the proof of Theorem 9.8 is broadly the same as that of Theorem 3.3. We begin by remarking that the proof that the estimator is unbiased is exactly the same as that of Proposition 9.5. We then note that in the case of $k = 1$ block, the estimators $\hat{K}_m^{\mathcal{H},(1)}$ and $\hat{K}_m^{\mathcal{U},(1)}$, coincide so Proposition 9.6 establishes the MSE of the estimator $\hat{K}_m^{\mathcal{U},(k)}$ in the base case $k = 1$. We then obtain a recursion formula for the MSE (Proposition 9.9), and finally prove the theorem by induction.

Proposition 9.9. *Let $k \geq 2$, $n \in \mathbb{N}$, $m \leq n$, and $\mathbf{x}, \mathbf{y} \in \mathbb{C}^n$ such that $\langle \bar{\mathbf{x}}, \mathbf{y} \rangle \in \mathbb{R}$; in particular, this includes $\mathbf{x}, \mathbf{y} \in \mathbb{R}^n$. Then we have the following recursion for the MSE of $\hat{K}_m^{\mathcal{U},(k)}(\mathbf{x}, \mathbf{y})$:*

$$\text{MSE}(\hat{K}_m^{\mathcal{U},(k)}(\mathbf{x}, \mathbf{y})) = \mathbb{E} \left[\text{MSE}(\hat{K}_m^{\mathcal{U},(k-1)}(\mathbf{SD}_1 \mathbf{x}, \mathbf{SD}_1 \mathbf{y}) | \mathbf{D}_1) \right]$$

Proof. The proof is exactly analogous to that of Proposition 9.3, and is therefore omitted. \square

Before we complete the proof by induction, we will need the following auxiliary result, to deal with the expectations that arise during the recursion due to the terms in the MSE expression of Proposition 9.6.

Lemma 9.10. *Under the assumptions of Theorem 9.8, we have the following expectations:*

$$\mathbb{E} [|(\mathbf{SD} \mathbf{x})_r|^2 |(\mathbf{SD} \mathbf{y})_r|^2] = \frac{1}{n^2} \left(\langle \bar{\mathbf{x}}, \mathbf{x} \rangle \langle \bar{\mathbf{y}}, \mathbf{y} \rangle + \langle \bar{\mathbf{x}}, \mathbf{y} \rangle^2 - \sum_{i=1}^n |x_i|^2 |y_i|^2 \right)$$

$$\mathbb{E} [\text{Re}((\overline{\mathbf{SD}\mathbf{x}})_r^2 (\mathbf{SD}\mathbf{y})_r^2)] = \frac{1}{n^2} \left(2\langle \overline{\mathbf{x}}, \mathbf{y} \rangle^2 - \sum_{i=1}^n \text{Re}(\overline{x_i^2} y_i^2) \right)$$

Proof. For the first claim, we note that

$$\begin{aligned} \mathbb{E} [|(\mathbf{SD}\mathbf{x})_r|^2 |(\mathbf{SD}\mathbf{y})_r|^2] &= \sum_{i,j,k,l} s_{ri} s_{rj} s_{rk} s_{rl} \overline{x_i} x_j \overline{y_k} y_l \mathbb{E} [\overline{d_i} d_j \overline{d_k} d_l] \\ &= \frac{1}{n^2} \left(\sum_{i \neq j} \overline{x_i} x_i \overline{y_j} y_j + \sum_{i \neq j} \overline{x_i} x_j \overline{y_j} y_i + \sum_{i=1}^n \overline{x_i} x_i \overline{y_i} y_i \right) \\ &= \frac{1}{n^2} \left(\sum_{i,j=1}^n \overline{x_i} x_i \overline{y_j} y_j + \sum_{i,j=1}^n \overline{x_i} x_j \overline{y_j} y_i - \sum_{i=1}^n \overline{x_i} x_i \overline{y_i} y_i \right) \\ &= \frac{1}{n^2} \left(\langle \overline{\mathbf{x}}, \mathbf{x} \rangle \langle \overline{\mathbf{y}}, \mathbf{y} \rangle + \langle \overline{\mathbf{x}}, \mathbf{y} \rangle^2 - \sum_{i=1}^n |x_i|^2 |y_i|^2 \right), \end{aligned}$$

as required, where in the final equality we have use the assumption that $\langle \overline{\mathbf{x}}, \mathbf{y} \rangle \in \mathbb{R}$. For the second claim, we observe that

$$\begin{aligned} \mathbb{E} [\text{Re}((\overline{\mathbf{SD}\mathbf{x}})_r^2 (\mathbf{SD}\mathbf{y})_r^2)] &= \text{Re} \left(\sum_{i,j,k,l} s_{ri} s_{rj} s_{rk} s_{rl} \overline{x_i} \overline{x_j} y_k y_l \mathbb{E} [\overline{d_i} \overline{d_j} d_k d_l] \right) \\ &= \text{Re} \left(\frac{1}{n^2} \left(2 \sum_{i \neq j} \overline{x_i} \overline{x_j} y_i y_j + \sum_{i=1}^n \overline{x_i} \overline{x_i} y_i y_i \right) \right) \\ &= \frac{1}{n^2} \left(2\langle \overline{\mathbf{x}}, \mathbf{y} \rangle^2 - \sum_{i=1}^n \text{Re}(\overline{x_i^2} y_i^2) \right), \end{aligned}$$

where again we have used the assumption that $\langle \overline{\mathbf{x}}, \mathbf{y} \rangle \in \mathbb{R}$. □

Proof of Theorem 9.8. The proof now proceeds by induction. We in fact prove the stronger result that for any $\mathbf{x}, \mathbf{y} \in \mathbb{C}^n$ for which $\langle \overline{\mathbf{x}}, \mathbf{y} \rangle \in \mathbb{R}$, we have

$$\begin{aligned} \text{MSE}(\widehat{K}_m^{\mathcal{U},(k)}(\mathbf{x}, \mathbf{y})) &= \frac{1}{2m} \left(\frac{n-m}{n-1} \right) \left((\langle \overline{\mathbf{x}}, \mathbf{y} \rangle^2 + \langle \overline{\mathbf{x}}, \mathbf{x} \rangle \langle \overline{\mathbf{y}}, \mathbf{y} \rangle) + \sum_{r=1}^{k-1} \frac{(-1)^r}{n^r} (3\langle \overline{\mathbf{x}}, \mathbf{y} \rangle^2 + \langle \overline{\mathbf{x}}, \mathbf{x} \rangle \langle \overline{\mathbf{y}}, \mathbf{y} \rangle) + \right. \\ &\quad \left. \frac{(-1)^k}{n^{k-1}} \left(\sum_{i=1}^n (|x_i|^2 |y_i|^2 + \text{Re}(\overline{x_i^2} y_i^2)) \right) \right). \end{aligned}$$

from which Theorem 9.8 clearly follows. Proposition 9.6 yields the base case $k = 1$ for this claim. For the recursive step, suppose that the result holds for some number $k \in \mathbb{N}$ of blocks. Recalling the recursion of Proposition 9.9, we then obtain

$$\begin{aligned} \text{MSE}(\widehat{K}_m^{\mathcal{U},(k+1)}(\mathbf{x}, \mathbf{y})) &= \frac{1}{2m} \left(\frac{n-m}{n-1} \right) \left((\langle \overline{\mathbf{x}}, \mathbf{y} \rangle^2 + \langle \overline{\mathbf{x}}, \mathbf{x} \rangle \langle \overline{\mathbf{y}}, \mathbf{y} \rangle) + \sum_{r=1}^{k-1} \frac{(-1)^r}{n^r} (3\langle \overline{\mathbf{x}}, \mathbf{y} \rangle^2 + \langle \overline{\mathbf{x}}, \mathbf{x} \rangle \langle \overline{\mathbf{y}}, \mathbf{y} \rangle) + \right. \\ &\quad \left. \frac{(-1)^k}{n^{k-1}} \left(\sum_{i=1}^n (\mathbb{E} [|\mathbf{SD}_1 \mathbf{x}|_i^2 |\mathbf{SD}_1 \mathbf{y}|_i^2] + \mathbb{E} [\text{Re}((\overline{\mathbf{SD}_1 \mathbf{x}})_i^2 (\mathbf{SD}_1 \mathbf{y})_i^2]) \right) \right) \end{aligned}$$

where we have used the fact that \mathbf{SD}_1 is a unitary isometry almost surely, and thus preserves Hermitian products. Applying Lemma 9.10 to the remaining expectations and collecting terms proves the inductive step, which concludes the proof of the theorem. □

9.8. Proof of Theorem 3.7

Proof. The proof of this result is reasonably straightforward with the proofs of Theorems 3.3 and 3.5 in hand; we simply recognize where in these proofs the assumption of the sampling strategy \mathcal{P}_{WO} was used. We deal first with Theorem 3.3, which deals with the MSE associated with $\hat{K}_m^{(k)}(\mathbf{x}, \mathbf{y})$. The only place in which the assumption of the sub-sampling strategy \mathcal{P}_W is used is mid-way through the proof of Proposition 9.2, which quantifies $\text{MSE}(\hat{K}_m^{(1)}(\mathbf{x}, \mathbf{y}))$. Picking up the proof at the point the sub-sampling strategy is used, we have

$$\text{MSE}(\hat{K}_m^{(1)}(\mathbf{x}, \mathbf{y})) = \frac{n^2}{m^2} \sum_{p, p'=1}^m \sum_{i \neq j}^n (x_i^2 y_j^2 + x_i x_j y_i y_j) \mathbb{E} \left[s_{J_p i} s_{J_p j} s_{J_{p'} i} s_{J_{p'} j} \right].$$

Now with sub-sampling strategy \mathcal{P}_W , note that each pair of sub-sampled indices J_p and $J_{p'}$ are independent. Recalling that the columns of \mathbf{S} are orthogonal, we obtain for distinct p and p' that

$$\mathbb{E} \left[s_{J_p i} s_{J_p j} s_{J_{p'} i} s_{J_{p'} j} \right] = \mathbb{E} \left[s_{J_p i} s_{J_p j} \right] \mathbb{E} \left[s_{J_{p'} i} s_{J_{p'} j} \right] = 0.$$

Again, for $p = p'$, we have $\mathbb{E} \left[s_{J_p i} s_{J_p j} s_{J_p i} s_{J_p j} \right] = 1/n^2$. Substituting the values of these expectations back into the expression for the MSE of $\hat{K}_m^{(k)}(\mathbf{x}, \mathbf{y})$ then yields

$$\begin{aligned} \text{MSE}(\hat{K}_m^{(1)}(\mathbf{x}, \mathbf{y})) &= \frac{n^2}{m^2} \sum_{i \neq j}^n (x_i^2 y_j^2 + x_i x_j y_i y_j) \left(m \times \frac{1}{n^2} \right) \\ &= \frac{1}{m} \left(1 - \frac{m-1}{n-1} \right) \sum_{i \neq j}^n (x_i^2 y_j^2 + x_i x_j y_i y_j) \\ &= \frac{1}{m} \left(\langle \mathbf{x}, \mathbf{y} \rangle^2 + \|\mathbf{x}\|^2 \|\mathbf{y}\|^2 - 2 \sum_{i=1}^n x_i^2 y_i^2 \right) \end{aligned}$$

as required.

For the estimator $\hat{K}_m^{\mathcal{H},(k)}(\mathbf{x}, \mathbf{y})$, the result also immediately follows with the above calculation, as the only point in the proof of the MSE expressions for these estimators that is influenced by the sub-sampling strategy is in the calculation of the quantities $\mathbb{E} \left[s_{J_p i} s_{J_p j} s_{J_{p'} i} s_{J_{p'} j} \right]$; therefore, exactly the same multiplicative factor is incurred for MSE as for $\hat{K}_m^{(k)}(\mathbf{x}, \mathbf{y})$. \square

10. Proofs of results in §4

10.1. Proof of Lemma 4.2

Proof. Follows immediately from the proof of Theorem 4.4 (see: the proof below). \square

10.2. Proof of Theorem 4.3

Recall that the angular kernel estimator based on \mathbf{G}_{ort} is given by

$$\hat{K}_m^{\text{ang,ort}}(\mathbf{x}, \mathbf{y}) = \frac{1}{m} \text{sign}(\mathbf{G}_{\text{ort}} \mathbf{x})^\top \text{sign}(\mathbf{G}_{\text{ort}} \mathbf{y})$$

where the function sign acts on vectors element-wise. In what follows, we write $\mathbf{G}_{\text{ort}}^i$ for the i th row of \mathbf{G}_{ort} , and \mathbf{G}_i for the i th row of \mathbf{G} .

Since each $\mathbf{G}_{\text{ort}}^i$ has the same marginal distribution as \mathbf{R}_m in the unstructured Gaussian case covered by Theorem 4.4, unbiasedness of $\hat{K}_m^{\text{ang,ort}}(x, y)$ follows immediately from this result, and so we obtain:

Lemma 10.1. $\hat{K}_m^{\text{ang,ort}}(\mathbf{x}, \mathbf{y})$ is an unbiased estimator of $K^{\text{ang}}(\mathbf{x}, \mathbf{y})$.

We now turn our attention to the variance of $\hat{K}_m^{\text{ang,ort}}(\mathbf{x}, \mathbf{y})$.

Theorem 10.2. *The variance of the estimator $\hat{K}_m^{\text{ang,ort}}(x, y)$ is strictly smaller than the variance of $\hat{K}_m^{\text{ang, base}}(\mathbf{x}, \mathbf{y})$*

Proof. Denote by θ the angle between \mathbf{x} and \mathbf{y} , and for notational ease, let $S_i = \text{sign}(\langle \mathbf{G}^i, \mathbf{x} \rangle) \text{sign}(\langle \mathbf{G}^i, \mathbf{y} \rangle)$, and $S_i^{\text{ort}} = \text{sign}(\langle \mathbf{G}_{\text{ort}}^i, \mathbf{x} \rangle) \text{sign}(\langle \mathbf{G}_{\text{ort}}^i, \mathbf{y} \rangle)$. Now observe that as $\hat{K}_m^{\text{ang,ort}}(\mathbf{x}, \mathbf{y})$ is unbiased, we have

$$\begin{aligned} & \text{Var} \left(\hat{K}_m^{\text{ang,ort}}(\mathbf{x}, \mathbf{y}) \right) \\ &= \text{Var} \left(\frac{1}{m} \sum_{i=1}^m S_i^{\text{ort}} \right) \\ &= \frac{1}{m^2} \left(\sum_{i=1}^m \text{Var} (S_i^{\text{ort}}) + \sum_{i \neq i'}^m \text{Cov} (S_i^{\text{ort}}, S_{i'}^{\text{ort}}) \right). \end{aligned}$$

By a similar argument, we have

$$\text{Var} \left(\hat{K}_m^{\text{base}}(\mathbf{x}, \mathbf{y}) \right) = \frac{1}{m^2} \left(\sum_{i=1}^m \text{Var} (S_i) + \sum_{i \neq i'}^m \text{Cov} (S_i, S_{i'}) \right). \quad (46)$$

Note that the covariance terms in (46) evaluate to 0, by independence of S_i and $S_{i'}$ for $i \neq i'$ (which is inherited from the independence of \mathbf{G}^i and $\mathbf{G}^{i'}$). Also observe that since $\mathbf{G}^i \stackrel{d}{=} \mathbf{G}_{\text{ort}}^i$, we have

$$\text{Var} (S_i^{\text{ort}}) = \text{Var} (S_i).$$

Therefore, demonstrating the theorem is equivalent to showing, for $i \neq i'$, that

$$\text{Cov} (S_i^{\text{ort}}, S_{i'}^{\text{ort}}) < 0,$$

which is itself equivalent to showing

$$\mathbb{E} [S_i^{\text{ort}} S_{i'}^{\text{ort}}] < \mathbb{E} [S_i^{\text{ort}}] \mathbb{E} [S_{i'}^{\text{ort}}]. \quad (47)$$

Note that the variables $(S_i^{\text{ort}})_{i=1}^m$ take values in $\{\pm 1\}$. Denoting $\mathcal{A}_i = \{S_i^{\text{ort}} = -1\}$ for $i = 1, \dots, m$, we can rewrite (47) as

$$\mathbb{P} [\mathcal{A}_i^c \cap \mathcal{A}_{i'}^c] + \mathbb{P} [\mathcal{A}_i \cap \mathcal{A}_{i'}] - \mathbb{P} [\mathcal{A}_i \cap \mathcal{A}_{i'}^c] - \mathbb{P} [\mathcal{A}_i^c \cap \mathcal{A}_{i'}] < \left(\frac{\pi - 2\theta}{\pi} \right)^2.$$

Note that the left-hand side is equal to

$$2(\mathbb{P} [\mathcal{A}_i^c \cap \mathcal{A}_{i'}^c] + \mathbb{P} [\mathcal{A}_i \cap \mathcal{A}_{i'}]) - 1.$$

Plugging in the bounds of Proposition 10.3, and using the fact that the pair of indicators $(\mathbb{1}_{\mathcal{A}_i}, \mathbb{1}_{\mathcal{A}_{i'}})$ is identically distributed for all pairs of distinct indices $i, i' \in \{1, \dots, m\}$, thus yields the result. \square

Proposition 10.3. *We then have the following inequalities:*

$$\mathbb{P} [\mathcal{A}_1 \cap \mathcal{A}_2] < \left(\frac{\theta}{\pi} \right)^2 \quad \text{and} \quad \mathbb{P} [\mathcal{A}_1^c \cap \mathcal{A}_2^c] < \left(1 - \frac{\theta}{\pi} \right)^2$$

Before providing the proof of this proposition, we describe some coordinate choices we will make in order to obtain the bounds in Proposition 10.3.

We pick an orthonormal basis for \mathbb{R}^n so that the first two coordinates span the \mathbf{x} - \mathbf{y} plane, and further so that $(\mathbf{G}_{\text{ort}}^1)_2$, the coordinate of $\mathbf{G}_{\text{ort}}^1$ in the second dimension, is 0. We extend this to an orthonormal basis of \mathbb{R}^n so that $(\mathbf{G}_{\text{ort}}^1)_3 \geq 0$, and $(\mathbf{G}_{\text{ort}}^1)_i = 0$ for $i \geq 4$. Thus, in this basis, we have coordinates

$$\mathbf{G}_{\text{ort}}^1 = ((\mathbf{G}_{\text{ort}}^1)_1, 0, (\mathbf{G}_{\text{ort}}^1)_3, 0, \dots, 0),$$

with $(\mathbf{G}_{\text{ort}}^1)_1 \sim \chi_2$ and $(\mathbf{G}_{\text{ort}}^1)_3 \sim \chi_{N-2}$ (by elementary calculations with multivariate Gaussian distributions). Note that the angle, ϕ , that $\mathbf{G}_{\text{ort}}^1$ makes with the \mathbf{x} - \mathbf{y} plane is then $\phi = \arctan((\mathbf{G}_{\text{ort}}^1)_3/(\mathbf{G}_{\text{ort}}^1)_1)$. Having fixed our coordinate system relative to the random variable $\mathbf{G}_{\text{ort}}^1$, the coordinates of \mathbf{x} and \mathbf{y} in this frame are now themselves random variables; we introduce the angle ψ to describe the angle between \mathbf{x} and the positive first coordinate axis in this basis.

Now consider $\mathbf{G}_{\text{ort}}^2$. We are concerned with the direction of $((\mathbf{G}_{\text{ort}}^2)_1, (\mathbf{G}_{\text{ort}}^2)_2)$ in the \mathbf{x} - \mathbf{y} plane. Conditional on $\mathbf{G}_{\text{ort}}^1$, the direction of the full vector $\mathbf{G}_{\text{ort}}^2$ is distributed uniformly on $S^{n-2}(\langle \mathbf{G}_{\text{ort}}^1 \rangle^\perp)$, the set of unit vectors orthogonal to $\mathbf{G}_{\text{ort}}^1$. Because of our particular choice of coordinates, we can therefore write

$$\mathbf{G}_{\text{ort}}^2 = (r \sin(\phi), (\mathbf{G}_{\text{ort}}^2)_2, r \cos(\phi), (\mathbf{G}_{\text{ort}}^2)_4, (\mathbf{G}_{\text{ort}}^2)_5, \dots, (\mathbf{G}_{\text{ort}}^2)_n),$$

where the $(N-1)$ -dimensional vector $(r, (\mathbf{G}_{\text{ort}}^2)_2, (\mathbf{G}_{\text{ort}}^2)_4, (\mathbf{G}_{\text{ort}}^2)_5, \dots, (\mathbf{G}_{\text{ort}}^2)_n)$ has an isotropic distribution.

So the direction of $((\mathbf{G}_{\text{ort}}^2)_1, (\mathbf{G}_{\text{ort}}^2)_2)$ in the \mathbf{x} - \mathbf{y} plane follows an angular Gaussian distribution, with covariance matrix

$$\begin{pmatrix} \sin^2(\phi) & 0 \\ 0 & 1 \end{pmatrix}.$$

With these geometrical considerations in place, we are ready to give the proof of Proposition 10.3.

Proof of Proposition 10.3. Dealing with the first inequality, we decompose the event as

$$\begin{aligned} \mathcal{A}_1 \cap \mathcal{A}_2 = & \{ \langle \mathbf{G}_{\text{ort}}^1, \mathbf{x} \rangle > 0, \langle \mathbf{G}_{\text{ort}}^1, \mathbf{y} \rangle < 0, \langle \mathbf{G}_{\text{ort}}^2, \mathbf{x} \rangle > 0, \langle \mathbf{G}_{\text{ort}}^2, \mathbf{y} \rangle < 0 \} \\ & \cup \{ \langle \mathbf{G}_{\text{ort}}^1, \mathbf{x} \rangle > 0, \langle \mathbf{G}_{\text{ort}}^1, \mathbf{y} \rangle < 0, \langle \mathbf{G}_{\text{ort}}^2, \mathbf{x} \rangle < 0, \langle \mathbf{G}_{\text{ort}}^2, \mathbf{y} \rangle > 0 \} \\ & \cup \{ \langle \mathbf{G}_{\text{ort}}^1, \mathbf{x} \rangle < 0, \langle \mathbf{G}_{\text{ort}}^1, \mathbf{y} \rangle > 0, \langle \mathbf{G}_{\text{ort}}^2, \mathbf{x} \rangle > 0, \langle \mathbf{G}_{\text{ort}}^2, \mathbf{y} \rangle < 0 \} \\ & \cup \{ \langle \mathbf{G}_{\text{ort}}^1, \mathbf{x} \rangle < 0, \langle \mathbf{G}_{\text{ort}}^1, \mathbf{y} \rangle > 0, \langle \mathbf{G}_{\text{ort}}^2, \mathbf{x} \rangle < 0, \langle \mathbf{G}_{\text{ort}}^2, \mathbf{y} \rangle > 0 \}. \end{aligned}$$

As the law of $(\mathbf{G}_{\text{ort}}^1, \mathbf{G}_{\text{ort}}^2)$ is the same as that of $(\mathbf{G}_{\text{ort}}^2, \mathbf{G}_{\text{ort}}^1)$ and that of $(-\mathbf{G}_{\text{ort}}^1, \mathbf{G}_{\text{ort}}^2)$, it follows that all four events in the above expression have the same probability. The statement of the theorem is therefore equivalent to demonstrating the following inequality:

$$\mathbb{P} [\langle \mathbf{G}_{\text{ort}}^1, \mathbf{x} \rangle > 0, \langle \mathbf{G}_{\text{ort}}^1, \mathbf{y} \rangle < 0, \langle \mathbf{G}_{\text{ort}}^2, \mathbf{x} \rangle > 0, \langle \mathbf{G}_{\text{ort}}^2, \mathbf{y} \rangle < 0] < \left(\frac{\theta}{2\pi} \right)^2.$$

We now proceed according to the coordinate choices described above. We first condition on the random angles ϕ and ψ to obtain

$$\begin{aligned} & \mathbb{P} [\langle \mathbf{G}_{\text{ort}}^1, \mathbf{x} \rangle > 0, \langle \mathbf{G}_{\text{ort}}^1, \mathbf{y} \rangle < 0, \langle \mathbf{G}_{\text{ort}}^2, \mathbf{x} \rangle > 0, \langle \mathbf{G}_{\text{ort}}^2, \mathbf{y} \rangle < 0] \\ &= \int_0^{2\pi} \frac{d\psi}{2\pi} \int_0^{\pi/2} f(\phi) d\phi \mathbb{P} [\langle \mathbf{G}_{\text{ort}}^1, \mathbf{x} \rangle > 0, \langle \mathbf{G}_{\text{ort}}^1, \mathbf{y} \rangle < 0, \langle \mathbf{G}_{\text{ort}}^2, \mathbf{x} \rangle > 0, \langle \mathbf{G}_{\text{ort}}^2, \mathbf{y} \rangle < 0 | \psi, \phi] \\ &= \int_0^{2\pi} \frac{d\psi}{2\pi} \int_0^{\pi/2} f(\phi) d\phi \mathbb{1}_{\{0 \in [\psi - \pi/2, \psi - \pi/2 + \theta]\}} \mathbb{P} [\langle \mathbf{G}_{\text{ort}}^2, \mathbf{x} \rangle > 0, \langle \mathbf{G}_{\text{ort}}^2, \mathbf{y} \rangle < 0 | \psi, \phi], \end{aligned}$$

where f is the density of the random angle ϕ . The final equality above follows as $\mathbf{G}_{\text{ort}}^1$ and $\mathbf{G}_{\text{ort}}^2$ are independent conditional on ψ and ϕ , and since the event $\{ \langle \mathbf{G}_{\text{ort}}^1, \mathbf{x} \rangle > 0, \langle \mathbf{G}_{\text{ort}}^1, \mathbf{y} \rangle < 0 \}$ is exactly the event $\{0 \in [\psi - \pi/2, \psi - \pi/2 + \theta]\}$, by considering the geometry of the situation in the \mathbf{x} - \mathbf{y} plane. We can remove the indicator function from the integrand by adjusting the limits of integration, obtaining

$$\begin{aligned} & \mathbb{P} [\langle \mathbf{G}_{\text{ort}}^1, \mathbf{x} \rangle > 0, \langle \mathbf{G}_{\text{ort}}^1, \mathbf{y} \rangle < 0, \langle \mathbf{G}_{\text{ort}}^2, \mathbf{x} \rangle > 0, \langle \mathbf{G}_{\text{ort}}^2, \mathbf{y} \rangle < 0] \\ &= \int_{\pi/2 - \theta}^{\pi/2} \frac{d\psi}{2\pi} \int_0^{\pi/2} f(\phi) d\phi \mathbb{P} [\langle \mathbf{G}_{\text{ort}}^2, \mathbf{x} \rangle > 0, \langle \mathbf{G}_{\text{ort}}^2, \mathbf{y} \rangle < 0 | \psi, \phi]. \end{aligned}$$

We now turn our attention to the conditional probability

$$\mathbb{P} [\langle \mathbf{G}_{\text{ort}}^2, \mathbf{x} \rangle > 0, \langle \mathbf{G}_{\text{ort}}^2, \mathbf{y} \rangle < 0 | \psi, \phi].$$

The event $\{\langle \mathbf{G}_{\text{ort}}^2, \mathbf{x} \rangle > 0, \langle \mathbf{G}_{\text{ort}}^2, \mathbf{y} \rangle < 0\}$ is equivalent to the angle t of the projection of $\mathbf{G}_{\text{ort}}^2$ into the \mathbf{x} - \mathbf{y} plane with the first coordinate axis lying in the interval $[\psi - \pi/2, \psi - \pi/2 + \theta]$. Recalling the distribution of the angle t from the geometric considerations described immediately before this proof, we obtain

$$\begin{aligned} & \mathbb{P}[\langle \mathbf{G}_{\text{ort}}^1, \mathbf{x} \rangle > 0, \langle \mathbf{G}_{\text{ort}}^1, \mathbf{y} \rangle < 0, \langle \mathbf{G}_{\text{ort}}^2, \mathbf{x} \rangle > 0, \langle \mathbf{G}_{\text{ort}}^2, \mathbf{y} \rangle < 0] \\ &= \int_{\pi/2-\theta}^{\pi/2} \frac{d\psi}{2\pi} \int_0^{\pi/2} f(\phi) d\phi \int_{\psi-\pi/2}^{\psi-\pi/2+\theta} (2\pi \sin(\phi))^{-1} (\cos^2(t)/\sin^2(\phi) + \sin^2(t))^{-1} dt. \end{aligned}$$

With $\theta \in [0, \pi/2]$, we note that the integral with respect to t can be evaluated analytically, leading us to

$$\begin{aligned} & \mathbb{P}[\langle \mathbf{G}_{\text{ort}}^1, \mathbf{x} \rangle > 0, \langle \mathbf{G}_{\text{ort}}^1, \mathbf{y} \rangle < 0, \langle \mathbf{G}_{\text{ort}}^2, \mathbf{x} \rangle > 0, \langle \mathbf{G}_{\text{ort}}^2, \mathbf{y} \rangle < 0] \\ &= \int_{\pi/2-\theta}^{\pi/2} \frac{d\psi}{2\pi} \int_0^{\pi/2} f(\phi) d\phi \frac{1}{2\pi} (\arctan(\tan(\psi - \pi/2 + \theta) \sin(\phi)) - \arctan(\tan(\psi - \pi/2) \sin(\phi))) \\ &\leq \int_{\pi/2-\theta}^{\pi/2} \frac{d\psi}{2\pi} \int_0^{\pi/2} f(\phi) d\phi \frac{\theta}{2\pi} \\ &= \left(\frac{\theta}{2\pi}\right)^2 \end{aligned}$$

To deal with $\theta \in [\pi/2, \pi]$, we note that if the angle θ between \mathbf{x} and \mathbf{y} is obtuse, then the angle between \mathbf{x} and $-\mathbf{y}$ is $\pi - \theta$ and therefore acute. Recalling from our definition that $\mathcal{A}_m = \{\text{sign}(\langle \mathbf{G}_{\text{ort}}^i, \mathbf{x} \rangle) \text{sign}(\langle \mathbf{G}_{\text{ort}}^i, \mathbf{y} \rangle) = -1\}$, if we denote the corresponding quantity for the pair of vectors $\mathbf{x}, -\mathbf{y}$ by $\bar{\mathcal{A}}_m = \{\text{sign}(\langle \mathbf{G}_{\text{ort}}^i, \mathbf{x} \rangle) \text{sign}(\langle \mathbf{G}_{\text{ort}}^i, -\mathbf{y} \rangle) = -1\}$, then we in fact have $\bar{\mathcal{A}}_m = \mathcal{A}_m^c$. Therefore, applying the result to the pair of vectors \mathbf{x} and $-\mathbf{y}$ (which have acute angle $\pi - \theta$ between them) and using the inclusion-exclusion principle, we obtain:

$$\begin{aligned} \mathbb{P}(\mathcal{A}_1 \cap \mathcal{A}_2) &= 1 - \mathbb{P}(\mathcal{A}_1^c) - \mathbb{P}(\mathcal{A}_2^c) + \mathbb{P}(\mathcal{A}_1^c \cap \mathcal{A}_2^c) \\ &< 1 - \mathbb{P}(\mathcal{A}_1^c) - \mathbb{P}(\mathcal{A}_2^c) + \left(\frac{\pi - \theta}{\pi}\right)^2 \\ &= 1 - 2\left(\frac{\pi - \theta}{\pi}\right) + \left(\frac{\pi - \theta}{\pi}\right)^2 \\ &= \left(\frac{\theta}{\pi}\right)^2 \end{aligned}$$

as required.

The second inequality of Proposition 10.3 follows from the inclusion-exclusion principle and the first inequality:

$$\begin{aligned} \mathbb{P}[\mathcal{A}_1^c \cap \mathcal{A}_2^c] &= 1 - \mathbb{P}[\mathcal{A}_1] - \mathbb{P}[\mathcal{A}_2] + \mathbb{P}[\mathcal{A}_1 \cap \mathcal{A}_2] \\ &< 1 - \mathbb{P}[\mathcal{A}_1] - \mathbb{P}[\mathcal{A}_2] + \left(\frac{\theta}{\pi}\right)^2 \\ &= (1 - \mathbb{P}[\mathcal{A}_1])(1 - \mathbb{P}[\mathcal{A}_2]) \\ &= \left(1 - \frac{\theta}{\pi}\right)^2. \end{aligned}$$

□

10.3. Proof of Theorem 4.4

Proof. We will consider the following setting. Given two vectors $\mathbf{x}, \mathbf{y} \in \mathbb{R}^n$, each of them is transformed by the nonlinear mapping: $\phi^{\mathbf{M}} : \mathbf{z} \rightarrow \frac{1}{\sqrt{k}} \text{sgn}(\mathbf{M}\mathbf{z})$, where $\mathbf{M} \in \mathbb{R}^{m \times n}$ is some linear transformation and $\text{sgn}(\mathbf{v})$ stands for a vector obtained from \mathbf{v} by applying pointwise nonlinear mapping $\text{sgn} : \mathbb{R} \rightarrow \mathbb{R}$ defined as follows: $\text{sgn}(x) = +1$ if $x > 0$ and $\text{sgn}(x) = -1$ otherwise. The angular distance θ between \mathbf{x} and \mathbf{y} is estimated by: $\hat{\theta}^{\mathbf{M}} = \frac{\pi}{2}(1 - \phi^{\mathbf{M}}(\mathbf{x})^\top \phi^{\mathbf{M}}(\mathbf{y}))$. We

will derive the formula for the $\text{MSE}(\hat{\theta}^{\mathbf{M}}(\mathbf{x}, \mathbf{y}))$. One can easily see that the MSE of the considered in the statement of the theorem angular kernel on vectors \mathbf{x} and \mathbf{y} can be obtained from this one by multiplying by $\frac{4}{\pi^2}$.

Denote by \mathbf{r}^i the i^{th} row of \mathbf{M} . Notice first that for any two vectors $\mathbf{x}, \mathbf{y} \in \mathbb{R}^n$ with angular distance θ , the event $E_i = \{\text{sgn}((\mathbf{r}^i)^\top \mathbf{x}) \neq \text{sgn}((\mathbf{r}^i)^\top \mathbf{y})\}$ is equivalent to the event $\{\mathbf{r}_{proj}^i \in \mathcal{R}\}$, where \mathbf{r}_{proj}^i stands for the projection of \mathbf{r}^i into the $\mathbf{x} - \mathbf{y}$ plane and \mathcal{R} is a union of two cones in the $\mathbf{x} - \mathbf{y}$ plane obtained by rotating vectors \mathbf{x} and \mathbf{y} by $\frac{\pi}{2}$. Denote $\mathcal{A}^i = \{\mathbf{r}_{proj}^i \in \mathcal{R}\}$ for $i = 1, \dots, k$ and $\delta_{i,j} = \mathbb{P}[\mathcal{A}^i \cap \mathcal{A}^j] - \mathbb{P}[\mathcal{A}^i]\mathbb{P}[\mathcal{A}^j]$.

For a warmup, let us start our analysis for the standard unstructured Gaussian estimator case. It is a well known fact that this is an unbiased estimator of θ . Thus

$$\begin{aligned} \text{MSE}(\hat{\theta}^{\mathbf{G}}(\mathbf{x}, \mathbf{y})) &= \text{Var}\left(\frac{\pi}{2}(1 - \phi^{\mathbf{M}}(\mathbf{x})^\top \phi^{\mathbf{M}}(\mathbf{y}))\right) = \frac{\pi^2}{4} \text{Var}(\phi^{\mathbf{M}}(\mathbf{x})^\top \phi^{\mathbf{M}}(\mathbf{y})) \\ &= \frac{\pi^2}{4} \frac{1}{m^2} \text{Var}\left(\sum_{i=1}^m X_i\right), \end{aligned} \quad (48)$$

where $X_i = \text{sgn}((\mathbf{r}^i)^\top \mathbf{x})\text{sgn}((\mathbf{r}^i)^\top \mathbf{y})$.

Since the rows of \mathbf{G} are independent, we get

$$\text{Var}\left(\sum_{i=1}^m X_i\right) = \sum_{i=1}^m \text{Var}(X_i) = \sum_{i=1}^m (\mathbb{E}[X_i^2] - \mathbb{E}[X_i]^2). \quad (49)$$

From the unbiasedness of the estimator, we have: $\mathbb{E}[X_i] = (-1) \cdot \frac{\theta}{\pi} + 1 \cdot (1 - \frac{\theta}{\pi})$. Thus we get:

$$\text{MSE}(\hat{\theta}^{\mathbf{G}}(\mathbf{x}, \mathbf{y})) = \frac{\pi^2}{4} \frac{1}{m^2} \sum_{i=1}^m \left(1 - \left(1 - \frac{2\theta}{\pi}\right)^2\right) = \frac{\theta(\pi - \theta)}{m}. \quad (50)$$

Multiplying by $\frac{4}{\pi^2}$, we obtain the proof of Lemma 4.2.

Now let us switch to the general case. We first compute the variance of the general estimator \mathcal{E} using matrices \mathbf{M} (note that in this setting we do not assume that the estimator is necessarily unbiased).

By the same analysis as before, we get:

$$\text{Var}(\mathcal{E}) = \text{Var}\left(\frac{\pi}{2}(1 - \phi(\mathbf{x})^\top \phi(\mathbf{y}))\right) = \frac{\pi^2}{4} \text{Var}(\phi(\mathbf{x})^\top \phi(\mathbf{y})) = \frac{\pi^2}{4} \frac{1}{m^2} \text{Var}\left(\sum_{i=1}^m X_i\right), \quad (51)$$

This time however different X_i s are not uncorrelated. We get

$$\begin{aligned} \text{Var}\left(\sum_{i=1}^m X_i\right) &= \sum_{i=1}^m \text{Var}(X_i) + \sum_{i \neq j} \text{Cov}(X_i, X_j) = \\ &= \sum_{i=1}^m \mathbb{E}[X_i^2] - \sum_{i=1}^m \mathbb{E}[X_i]^2 + \sum_{i \neq j} \mathbb{E}[X_i X_j] - \sum_{i \neq j} \mathbb{E}[X_i] \mathbb{E}[X_j] = \\ &= m + \sum_{i \neq j} \mathbb{E}[X_i X_j] - \sum_{i, j} \mathbb{E}[X_i] \mathbb{E}[X_j] \end{aligned} \quad (52)$$

Now, notice that from our previous observations and the definition of \mathcal{A}^i , we have

$$\mathbb{E}[X_i] = -\mathbb{P}[\mathcal{A}^i] + \mathbb{P}[\mathcal{A}_c^i], \quad (53)$$

where \mathcal{A}_c^i stands for the complement of \mathcal{A}^i .

By the similar analysis, we also get:

$$\mathbb{E}[X_i X_j] = \mathbb{P}[\mathcal{A}^i \cap \mathcal{A}^j] + \mathbb{P}[\mathcal{A}_c^i \cap \mathcal{A}_c^j] - \mathbb{P}[\mathcal{A}_c^i \cap \mathcal{A}^j] - \mathbb{P}[\mathcal{A}^i \cap \mathcal{A}_c^j] \quad (54)$$

Thus we obtain

$$\begin{aligned}
 Var\left(\sum_{i=1}^m X_i\right) &= m + \sum_{i \neq j} (\mathbb{P}[\mathcal{A}^i \cap \mathcal{A}^j] + \mathbb{P}[\mathcal{A}_c^i \cap \mathcal{A}_c^j] - \mathbb{P}[\mathcal{A}_c^i \cap \mathcal{A}^j] - \mathbb{P}[\mathcal{A}^i \cap \mathcal{A}_c^j] \\
 &\quad - (\mathbb{P}[\mathcal{A}_c^i] - \mathbb{P}[\mathcal{A}^i])(\mathbb{P}[\mathcal{A}_c^j] - \mathbb{P}[\mathcal{A}^j])) \\
 &\quad - \sum_i (\mathbb{P}[\mathcal{A}_c^i] - \mathbb{P}[\mathcal{A}^i])^2 = m - \sum_i (1 - 2\mathbb{P}[\mathcal{A}^i])^2 \\
 &\quad + \sum_{i \neq j} (\mathbb{P}[\mathcal{A}^i \cap \mathcal{A}^j] + \mathbb{P}[\mathcal{A}_c^i \cap \mathcal{A}_c^j] - \mathbb{P}[\mathcal{A}_c^i \cap \mathcal{A}^j] - \mathbb{P}[\mathcal{A}^i \cap \mathcal{A}_c^j] + \\
 &\quad \mathbb{P}[\mathcal{A}_c^i]\mathbb{P}[\mathcal{A}^j] + \mathbb{P}[\mathcal{A}^i]\mathbb{P}[\mathcal{A}_c^j] - \mathbb{P}[\mathcal{A}_c^i]\mathbb{P}[\mathcal{A}_c^j] - \mathbb{P}[\mathcal{A}^i]\mathbb{P}[\mathcal{A}^j]) \\
 &= m - \sum_i (1 - 2\mathbb{P}[\mathcal{A}^i])^2 + \sum_{i \neq j} (\delta_1(i, j) + \delta_2(i, j) + \delta_3(i, j) + \delta_4(i, j)),
 \end{aligned} \tag{55}$$

where

- $\delta_1(i, j) = \mathbb{P}[\mathcal{A}^i \cap \mathcal{A}^j] - \mathbb{P}[\mathcal{A}^i]\mathbb{P}[\mathcal{A}^j]$,
- $\delta_2(i, j) = \mathbb{P}[\mathcal{A}_c^i \cap \mathcal{A}_c^j] - \mathbb{P}[\mathcal{A}_c^i]\mathbb{P}[\mathcal{A}_c^j]$,
- $\delta_3(i, j) = \mathbb{P}[\mathcal{A}_c^i]\mathbb{P}[\mathcal{A}^j] - \mathbb{P}[\mathcal{A}_c^i \cap \mathcal{A}^j]$,
- $\delta_4(i, j) = \mathbb{P}[\mathcal{A}^i]\mathbb{P}[\mathcal{A}_c^j] - \mathbb{P}[\mathcal{A}^i \cap \mathcal{A}_c^j]$.

Now note that

$$\begin{aligned}
 -\delta_4(i, j) &= \mathbb{P}[\mathcal{A}^i] - \mathbb{P}[\mathcal{A}^i \cap \mathcal{A}^j] - \mathbb{P}[\mathcal{A}^i]\mathbb{P}[\mathcal{A}_c^j] \\
 &= \mathbb{P}[\mathcal{A}^i] - \mathbb{P}[\mathcal{A}^i](1 - \mathbb{P}[\mathcal{A}^j]) - \mathbb{P}[\mathcal{A}^i \cap \mathcal{A}^j] \\
 &= \mathbb{P}[\mathcal{A}^i]\mathbb{P}[\mathcal{A}^j] - \mathbb{P}[\mathcal{A}^i \cap \mathcal{A}^j] = -\delta_1(i, j)
 \end{aligned} \tag{56}$$

Thus we have $\delta_4(i, j) = \delta_1(i, j)$. Similarly, $\delta_3(i, j) = \delta_1(i, j)$. Notice also that

$$\begin{aligned}
 -\delta_2(i, j) &= (1 - \mathbb{P}[\mathcal{A}^i])(1 - \mathbb{P}[\mathcal{A}^j]) - (\mathbb{P}[\mathcal{A}_c^i] - \mathbb{P}[\mathcal{A}_c^i \cap \mathcal{A}^j]) \\
 &= 1 - \mathbb{P}[\mathcal{A}^i] - \mathbb{P}[\mathcal{A}^j] + \mathbb{P}[\mathcal{A}^i]\mathbb{P}[\mathcal{A}^j] - 1 + \mathbb{P}[\mathcal{A}^i] + \mathbb{P}[\mathcal{A}_c^i \cap \mathcal{A}^j] \\
 &= \mathbb{P}[\mathcal{A}^i]\mathbb{P}[\mathcal{A}^j] - \mathbb{P}[\mathcal{A}^i \cap \mathcal{A}^j] = -\delta_1(i, j),
 \end{aligned} \tag{57}$$

therefore $\delta_2(i, j) = \delta_1(i, j)$.

Thus, if we denote $\delta_{i,j} = \delta_1(i, j) = \mathbb{P}[\mathcal{A}^i \cap \mathcal{A}^j] - \mathbb{P}[\mathcal{A}^i]\mathbb{P}[\mathcal{A}^j]$, then we get

$$Var\left(\sum_{i=1}^m X_i\right) = m - \sum_i (1 - 2\mathbb{P}[\mathcal{A}^i])^2 + 4 \sum_{i \neq j} \delta_{i,j}. \tag{58}$$

Thus we obtain

$$Var(\mathcal{E}) = \frac{\pi^2}{4m^2} [m - \sum_i (1 - 2\mathbb{P}[\mathcal{A}^i])^2 + 4 \sum_{i \neq j} \delta_{i,j}]. \tag{59}$$

Note that $Var(\mathcal{E}) = \mathbb{E}[(\mathcal{E} - \mathbb{E}[\mathcal{E}])^2]$. We have:

$$\begin{aligned}
 MSE(\hat{\theta}^M(\mathbf{x}, \mathbf{y})) &= \mathbb{E}[(\mathcal{E} - \theta)^2] = \mathbb{E}[(\mathcal{E} - \mathbb{E}[\mathcal{E}])^2] + \mathbb{E}[(\mathcal{E} - \theta)^2] - \mathbb{E}[(\mathcal{E} - \mathbb{E}[\mathcal{E}])^2] \\
 &= Var(\mathcal{E}) + \mathbb{E}[(\mathcal{E} - \theta)^2 - (\mathcal{E} - \mathbb{E}[\mathcal{E}])^2] \\
 &= Var(\mathcal{E}) + (\mathbb{E}[\mathcal{E}] - \theta)^2
 \end{aligned} \tag{60}$$

Notice that $\mathcal{E} = \frac{\pi}{2}(1 - \frac{1}{m} \sum_{i=1}^m X_i)$. Thus we get:

$$\text{MSE}(\hat{\theta}^{\mathbf{M}}(\mathbf{x}, \mathbf{y})) = \frac{\pi^2}{4m^2} [m - \sum_i (1 - 2\mathbb{P}[A^i])^2 + 4 \sum_{i \neq j} \delta_{i,j}] + \frac{\pi^2}{m^2} \sum_i (\mathbb{P}(A^i) - \frac{\theta}{\pi})^2. \quad (61)$$

Now it remains to multiply the expression above by $\frac{4}{\pi^2}$ and that completes the proof. \square

Remark 10.4. Notice that if $\mathbb{P}(A^i) = \frac{\theta}{\pi}$ (this is the case for the standard unstructured estimator as well as for the considered by us estimator using orthogonalized version of Gaussian vectors) and if rows of matrix \mathbf{M} are independent then the general formula for MSE for the estimator of an angle reduces to $\frac{(\pi-\theta)\theta}{m}$. If the first property is satisfied but the rows are not necessarily independent (as it is the case for the estimator using orthogonalized version of Gaussian vectors) then whether the MSE is larger or smaller than for the standard unstructured case is determined by the sign of the sum $\sum_{i \neq j} \delta_{i,j}$. For the estimator using orthogonalized version of Gaussian vectors we have already showed that for every $i \neq j$ we have: $\delta_{i,j} > 0$ thus we obtain estimator with smaller MSE. If \mathbf{M} is a product of blocks $\mathbf{H}\mathbf{D}$ then we both have: an estimator with dependent rows and with bias. In that case it is also easy to see that $\mathbb{P}(A^i)$ does not depend on the choice of i . Thus there exists some ϵ such that $\epsilon = \mathbb{P}(A^i) - \frac{\theta}{\pi}$. Thus the estimator based on the $\mathbf{H}\mathbf{D}$ blocks gives smaller MSE iff:

$$\sum_{i \neq j} \delta_{i,j} + m\epsilon^2 < 0.$$

10.4. Proof of Theorem 4.5

Proof. We will use the same notation as in the proof of Theorem 3.2. As before, the unbiasedness of the Gaussian orthogonal estimator comes from the fact that every row of the Gaussian orthogonal matrix is sampled from multivariate Gaussian distribution with entries taken independently at random from $\mathcal{N}(0, 1)$.

Denote: $X_i = f(\mathbf{r}_i^\top \mathbf{x})f(\mathbf{r}_i^\top \mathbf{y})$, where \mathbf{r}_i stands for the i^{th} row of the Gaussian orthogonal matrix. From the fact that Gaussian orthogonal estimator is unbiased, we get:

$$\mathbb{E}[X_i] = \hat{K}_m^{\text{quad,ort}}(\mathbf{x}, \mathbf{y}). \quad (62)$$

Let us now compute $\mathbb{E}[X_i X_j]$. Taking $\mathbf{Z}_1 = \mathbf{r}_i$, $\mathbf{Z}_2 = \mathbf{r}_j$ and applying the density function of directions of the projection of \mathbf{Z}_2 into the $\mathbf{x} - \mathbf{y}$ plane conditioned on \mathbf{Z}_1 , we get:

$$\begin{aligned} \mathbb{E}[X_i X_j] &= \mathbb{E}[(\mathbf{r}_i^\top \mathbf{x})(\mathbf{r}_i^\top \mathbf{y})(\mathbf{r}_j^\top \mathbf{x})(\mathbf{r}_j^\top \mathbf{y})] \\ &= \int_0^\infty \int_0^\infty dl_1 dl_2 p(l_1) p(l_2) \int_0^{\frac{\pi}{2}} f(\phi) d\phi \int_0^{2\pi} \frac{d\psi}{2\pi} \cos^2(\psi) \cos^2(\psi + \theta) \|\mathbf{x}\|_2 \|\mathbf{y}\|_2 l_1 \\ &\quad \int_0^{2\pi} g(t) \cos^2(t - \psi) \cos^2(t - \theta - \psi) \|\mathbf{x}\|_2 \|\mathbf{y}\|_2 l_2 dt, \end{aligned} \quad (63)$$

where: $p(\cdot)$ is a density function of the length of the multivariate Gaussian vector, $f(\cdot)$ stands for the density function of the angle between \mathbf{Z}_1 and the $\mathbf{x} - \mathbf{y}$ plane, and $g(t) = \frac{\sin(\phi)}{2\pi} \frac{1}{\cos^2(t) + \sin^2(\phi) \sin^2(t)}$ is a density function of the direction of the projection of vector \mathbf{Z}_2 into $\mathbf{x} - \mathbf{y}$ plane conditioned on ϕ and ψ . Notice that as before, due to the isotropic property of the Gaussian vectors, we know that the density function of ψ is $\frac{1}{2\pi}$.

After simplification we get

$$\begin{aligned} \mathbb{E}[X_i X_j] &= \|\mathbf{x}\|_2^2 \|\mathbf{y}\|_2^2 \int_0^\infty \int_0^\infty dl_1 dl_2 p(l_1) p(l_2) l_1 l_2 \int_0^{\frac{\pi}{2}} f(\phi) d\phi \int_0^{2\pi} \frac{d\psi}{2\pi} \cos^2(\psi) \cos^2(\psi + \theta) \\ &\quad \frac{\sin(\phi)}{2\pi} \int_0^{2\pi} \frac{\cos^2(t - \psi) \cos^2(t - \theta - \psi)}{\cos^2(t) + \sin^2(\phi) \sin^2(t)} dt \end{aligned} \quad (64)$$

Note that we have

$$\mathbb{E}[X_i]\mathbb{E}[X_j] = \|\mathbf{x}\|_2^2 \|\mathbf{y}\|_2^2 \int_0^\infty \int_0^\infty dl_1 dl_2 p(l_1) p(l_2) l_1 l_2 \int_0^{\frac{\pi}{2}} f(\phi) d\phi \int_0^{2\pi} \frac{d\psi}{2\pi} \cos^2(\psi) \cos^2(\psi + \theta) \int_0^{2\pi} \frac{d\psi}{2\pi} \cos^2(\psi) \cos^2(\psi + \theta) \quad (65)$$

Therefore we obtain

$$\mathbb{E}[X_i X_j] - \mathbb{E}[X_i]\mathbb{E}[X_j] = \frac{1}{4\pi^2} \|\mathbf{x}\|_2^2 \|\mathbf{y}\|_2^2 \int_0^\infty \int_0^\infty dl_1 dl_2 p(l_1) p(l_2) l_1 l_2 \int_0^{\frac{\pi}{2}} f(\phi) d\phi \cdot \Lambda(\phi), \quad (66)$$

where

$$\begin{aligned} \Lambda(\phi) = & \int_0^{2\pi} \cos^2(\psi) \cos^2(\psi + \theta) d\psi \sin(\phi) \int_0^{2\pi} \frac{\cos^2(t - \psi) \cos^2(t - \theta - \psi)}{\cos^2(t) + \sin^2(\phi) \sin^2(t)} dt \\ & - \int_0^{2\pi} \cos^2(\psi) \cos^2(\psi + \theta) d\psi \int_0^{2\pi} \cos^2(\psi) \cos^2(\psi + \theta) d\psi \end{aligned} \quad (67)$$

Note that from the observations made in the proof of Theorem 3.2, we get:

$$\int_0^{2\pi} \cos^2(\psi) \cos^2(\psi + \theta) d\psi \int_0^{2\pi} \cos^2(\psi) \cos^2(\psi + \theta) d\psi = \left(\frac{\pi}{2} + \frac{\pi}{4}(2\cos^2(\theta) - 1)\right)^2 = \frac{\pi^2}{16}(2\cos^2(\theta) + 1)^2. \quad (68)$$

Let us denote $F(\phi, \psi, \theta) = \int_0^{2\pi} \frac{\cos^2(t - \psi) \cos^2(t - \theta - \psi)}{\cos^2(t) + \sin^2(\phi) \sin^2(t)} dt$.

We have

$$F(\phi, \psi, \theta) = \int_0^{2\pi} \frac{(\cos(t) \cos(\psi) + \sin(t) \sin(\psi))^2 (\cos(t) \cos(\theta + \psi) + \sin(t) \sin(\theta + \psi))^2}{\cos^2(t) + \sin^2(\phi) \sin^2(t)} dt \quad (69)$$

As before, we use substitution: $\sin(t) = \frac{\tan(t)}{\sec(t)}$ and $\cos(t) = \frac{1}{\sec(t)}$. We therefore get

$$\begin{aligned} F(\phi, \psi, \theta) &= \int_0^{2\pi} \frac{\left(\frac{1}{\sec(t)} \cos(\psi) + \frac{\tan(t)}{\sec(t)} \sin(\psi)\right)^2 \left(\frac{1}{\sec(t)} \cos(\theta + \psi) + \frac{\tan(t)}{\sec(t)} \sin(\theta + \psi)\right)^2}{\frac{1}{\sec^2(t)} + \sin^2(\phi) \frac{\tan^2(t)}{\sec^2(t)}} dt \\ &= \int_0^{2\pi} \frac{(\cos(\psi) + \tan(t) \sin(\psi))^2 (\cos(\theta + \psi) + \tan(t) \sin(\theta + \psi))^2}{\sec^2(t) (1 + \sin^2(\phi) \tan^2(t))} dt \\ &= \int_0^{2\pi} \sec^2(t) \frac{(\cos(\psi) + \tan(t) \sin(\psi))^2 (\cos(\theta + \psi) + \tan(t) \sin(\theta + \psi))^2}{(\tan^2(t) + 1)^2 (1 + \sin^2(\phi) \tan^2(t))} dt \end{aligned} \quad (70)$$

Now we use the substitution: $u = \tan(t)$ and get

$$\begin{aligned} F(\phi, \psi, \theta) &= 4 \int_0^\infty \frac{u^4 \sin^2(\psi) \sin^2(\theta + \psi) + \cos^2(\psi) \cos^2(\theta + \psi)}{(u^2 + 1)^2 (1 + u^2 \sin^2(\phi))^2} du \\ &+ 4 \int_0^\infty \frac{u^2 (\sin^2(\psi) \cos^2(\theta + \psi) + \cos^2(\psi) \sin^2(\theta + \psi) + 4 \sin(\psi) \cos(\psi) \sin(\theta + \psi) \cos(\theta + \psi))}{(u^2 + 1)^2 (1 + u^2 \sin^2(\phi))^2} du. \end{aligned} \quad (71)$$

Thus we get

$$F(\phi, \psi, \theta) = 4 \int_0^\infty \frac{Au^4 + Bu^2 + C}{(u^2 + 1)^2 (D^2 u^2 + 1)} du, \quad (72)$$

where

- $A = \sin^2(\psi) \sin^2(\theta + \psi)$,
- $B = \sin^2(\psi) \cos^2(\theta + \psi) + \cos^2(\psi) \sin^2(\theta + \psi) + 4 \sin(\psi) \cos(\psi) \sin(\theta + \psi) \cos(\theta + \psi)$,
- $C = \cos^2(\psi) \cos^2(\theta + \psi)$,
- $D = \sin(\phi)$.

Therefore we have

$$\begin{aligned} F(\phi, \psi, \theta) &= \frac{4(D^2(CD^2 - B) + A)}{D(D-1)^2(D+1)^2} \arctan(Du)|_0^\infty \\ &\quad - \frac{2(C(3D^2 - 1) - B(D^2 + 1) - A(D^2 - 3))}{(D-1)^2(D+1)^2} \arctan(u)|_0^\infty - \frac{2(C - B + A)u}{(D-1)(D+1)(u^2 + 1)}|_0^\infty \\ &= 2\pi \frac{(D^2(CD^2 - B) + A)}{D(D-1)^2(D+1)^2} - \pi \frac{(C(3D^2 - 1) - B(D^2 + 1) - A(D^2 - 3))}{(D-1)^2(D+1)^2}. \end{aligned} \quad (73)$$

Denote

$$W = 2\pi \frac{(D^2(CD^2 - B) + A)}{D(D-1)^2(D+1)^2} - \pi \frac{(C(3D^2 - 1) - B(D^2 + 1) - A(D^2 - 3))}{(D-1)^2(D+1)^2}. \quad (74)$$

Thus we get:

$$\begin{aligned} \Lambda(\phi) &= \int_0^{2\pi} \cos^2(\psi) \cos^2(\theta + \psi) \sin(\phi) W d\phi - \frac{\pi^2}{16} (2 \cos^2(\theta) + 1)^2 \\ &= \frac{2\pi}{D(D-1)^2(D+1)^2} \int_0^{2\pi} [C(D^4 - \frac{3D^3}{2} + \frac{D}{2}) + B(\frac{D^3}{2} - D^2 + \frac{D}{2})] \cos^2(\psi) \cos^2(\theta + \psi) \sin(\phi) d\psi \\ &\quad + \frac{2\pi}{D(D-1)^2(D+1)^2} \int_0^{2\pi} A(1 + \frac{D^3}{2} - \frac{3D}{2}) \cos^2(\psi) \cos^2(\theta + \psi) \sin(\phi) d\psi - \frac{\pi^2}{16} (2 \cos^2(\theta) + 1)^2 \\ &= \frac{2\pi}{(D+1)^2} \frac{16(D-1)D \sin(2(3\psi + 2\theta)) + 16(D-1)D \sin(2(3\psi + \theta)) + 3(D-1)^2 \sin(4(2\psi + \theta))}{3072} \Big|_0^{2\pi} \\ &\quad + \frac{2\pi}{(D+1)^2} \frac{96D^2 \sin(2(2\psi + \theta)) + 48D(D+1) \sin(2(\psi + 2\theta)) + 12(3D^2 - 1) \sin(4(\psi + \theta))}{3072} \Big|_0^{2\pi} \\ &\quad + \frac{2\pi}{(D+1)^2} \frac{96D(3D+2) \sin(2(\psi + \theta)) + 48D(D+1) \sin(2(\psi - \theta)) + 12(3D^2 - 1) \sin(4\psi)}{3072} \Big|_0^{2\pi} \\ &\quad + \frac{2\pi}{(D+1)^2} \frac{96D(3D+2) \sin(2\psi) + 24((D+1)^2 \cos(4\theta) + 2D(8(D+1) \cos(2\theta) + 9D+8) + 2)\psi}{3072} \Big|_0^{2\pi} \\ &\quad - \frac{\pi^2}{16} (2 \cos^2(\theta) + 1)^2 = \frac{24}{3072} \frac{4\pi^2}{(D+1)^2} ((D+1)^2 \cos(4\theta) + 2D(8(D+1) \cos(2\theta) + 9D+8) + 2) \\ &\quad - \frac{\pi^2}{16} (2 \cos^2(\theta) + 1)^2 = \frac{\pi^2}{2} \cos^2(\theta) \frac{D-1}{D+1} + \frac{\pi^2}{32} (\frac{D-1}{D+1})^2 \end{aligned} \quad (75)$$

Thus we have:

$$\begin{aligned} \mathbb{E}[X_i X_j] - \mathbb{E}[X_i] \mathbb{E}[X_j] &= \\ \frac{1}{4\pi^2} \|\mathbf{x}\|_2^2 \|\mathbf{y}\|_2^2 \int_0^\infty \int_0^\infty dl_1 dl_2 p(l_1) p(l_2) l_1 l_2 \int_0^{\frac{\pi}{2}} f(\phi) \cdot [\frac{\pi^2}{2} \cos^2(\theta) \frac{D-1}{D+1} + \frac{\pi^2}{32} (\frac{D-1}{D+1})^2] d\phi, \end{aligned} \quad (76)$$

where $D = \sin(\phi)$. By the same analysis as before, we get:

$$\begin{aligned} \text{MSE}(\hat{K}_m^{\text{quad,ort}}(\mathbf{x}, \mathbf{y})) - \text{MSE}(\hat{K}_m^{\text{quad,base}}(\mathbf{x}, \mathbf{y})) &= -\frac{1}{2m} \|\mathbf{x}\|_2^2 \|\mathbf{y}\|_2^2 \int_0^{\frac{\pi}{2}} f(\phi) \frac{1 - \sin(\phi)}{1 + \sin(\phi)} \\ &\quad [\cos^2(\theta) - \frac{1}{16} (\frac{1 - \sin(\phi)}{1 + \sin(\phi)})] d\phi. \end{aligned} \quad (77)$$

The completes the proof. \square

10.5. Proof of Corollary 4.6

Proof. Note first that $\phi = \arctan(\frac{Z_3^1}{Z_1^1})$, where: $Z_1^1 \sim \chi_2$, $Z_3^1 \sim \chi_{n-2}$ and Z_1^1 and Z_3^1 are independent. That comes immediately from the considered by us parametrization for the PNG with $f(x) = x^2$. From standard concentration results regarding χ -squared distribution, we get:

$$\mathbb{P}[|X_N - N| \geq Nt] \leq 2e^{-\frac{Nt^2}{8}}, \quad (78)$$

where $X_N \sim \chi_N^2$. Thus we get:

$$\mathbb{P}[(\frac{Z_3^1}{Z_1^1})^2 < \frac{(n-2)(1-n^{-\frac{1}{3}})}{2(1+\sqrt{n})}] \leq 2e^{-\frac{(n-2)n^{-\frac{2}{3}}}{8}} + 2e^{-\frac{2n}{8}}. \quad (79)$$

Thus we obtain the following for n large enough

$$\mathbb{P}[(\frac{Z_3^1}{Z_1^1})^2 < \frac{\sqrt{n}}{3}] \leq 2e^{-\frac{n^{\frac{3}{10}}}{8}} + 2e^{-\frac{n}{4}}. \quad (80)$$

Note also that $\mathbb{P}[g^2 \geq 1] \geq 1 - \frac{2}{2\pi}$, where $g \sim \mathcal{N}(0, 1)$. Thus:

$$\mathbb{P}[(\frac{Z_3^1}{Z_1^1})^2 \leq (n-2)(1+n^{-\frac{1}{3}})] \geq (1 - 2e^{-\frac{(n-2)n^{-\frac{2}{3}}}{8}})(1 - \frac{2}{2\pi}), \quad (81)$$

where the last inequality follows from independence of Z_3^1 and Z_1^1 .

Since $\frac{Z_3^1}{Z_1^1} = \frac{\sin(\phi)}{\cos(\phi)}$, we get: $\sin^2(\phi) = \frac{(\frac{Z_3^1}{Z_1^1})^2}{(\frac{Z_3^1}{Z_1^1})^2 + 1}$. Thus we conclude that with probability at most $p = 2e^{-\frac{n^{\frac{3}{10}}}{8}} + 2e^{-\frac{n}{4}}$ we

have: $\sin^2(\phi) < \frac{(\frac{\sqrt{n}}{3})^2}{(\frac{\sqrt{n}}{3})^2 + 1} = \frac{n}{n+9}$ and for n large enough with probability at least $\tilde{p} = (1 - 2e^{-\frac{(n-2)n^{-\frac{2}{3}}}{8}})(1 - \frac{2}{2\pi})$ we have: $\sin^2(\phi) \leq \frac{2n}{2n+1}$.

Let us now consider the integral $S = \int_0^{\frac{\pi}{2}} f(\phi) \frac{1-\sin(\phi)}{1+\sin(\phi)} [\cos^2(\theta) - \frac{1}{16}(\frac{1-\sin(\phi)}{1+\sin(\phi)})] d\phi$.

From what we have just said, we conclude that for θ such that $\cos^2(\theta) - \frac{1}{16}(1 - \frac{n}{n+9}) > 0$ we have:

$$S \geq p \cdot (-\frac{1}{16}) + (\tilde{p} - p) \cdot (\cos^2(\theta) - \frac{1}{16}(1 - \frac{n}{n+9})) \cdot \frac{1 - \frac{2n}{2n+1}}{2} \quad (82)$$

One can easily notice that for n large enough the RHS above is positive for $\cos(\theta) > \frac{1}{\sqrt{n}}$. Thus for $\cos(\theta) > \frac{1}{\sqrt{n}}$ we get $S > 0$ and that completes the proof. \square

10.6. Proof of Theorem 4.7

Proof. The proof follows from more general techniques introduced in the proof of Theorem 6.2 and Stein method applied in (Yu et al., 2016) to prove near-unbiasedness results for the Gaussian kernel estimator using blocks **HD**. Fix some $\mathbf{x}, \mathbf{y} \in \mathbb{R}^n$. Denote by \mathbf{r}^i the i^{th} row of the structured matrix. Notice first that for every fixed $[a_i, b_i]$ the event $\mathcal{F} = \{(\mathbf{r}^i)^\top \mathbf{x} \in [a_i, b_i], (\mathbf{r}^i)^\top \mathbf{y} \in [a_j, b_j]\}$ can be expressed as $\{\mathbf{r}^i \in \mathcal{C}_{a_i, b_i, a_j, b_j}\}$ for some convex set $\mathcal{C}_{a_i, b_i, a_j, b_j}$. By applying analysis from the proof of Theorem 6.2 to that convex set (see: Equation 105), we conclude that with probability $p \geq 1 - 4e^{-\frac{\log^2(n)}{8}} - 2e^{-\frac{\log^2(n)}{4}}$ with respect to the random choices of matrices $\mathbf{D}_2, \mathbf{D}_3, \mathbf{D}_4$ the following holds

$$|\mathbb{P}[\mathbf{r}^i \in \mathcal{C}_{a_i, b_i, a_j, b_j}] - \mathbb{P}[\mathbf{g} \in \mathcal{C}_{a_i, b_i, a_j, b_j}]| = O(\frac{\log^3(n)}{\sqrt{n}}), \quad (83)$$

where \mathbf{g} stands for the row of the unstructured Gaussian matrix \mathbf{G} and the latter probability is in respect to the random choices of \mathbf{D}_1 . Fix some $i \in \{1, \dots, m\}$. Note that

$$\mathbb{E}[f((\mathbf{r}^i)^\top \mathbf{x})f((\mathbf{r}^i)^\top \mathbf{y})] = \sum_{i,j} \int_{\mathbf{r}^i \in \mathcal{C}_{a_i, b_i, a_j, b_j}} f((\mathbf{r}^i)^\top \mathbf{x})f((\mathbf{r}^i)^\top \mathbf{y})\mu(\mathbf{r}^i). \quad (84)$$

Now note that for any fixed i, j function that is being integrated is smooth enough and satisfies all the requirements to apply the Stein method the way it was applied in the proof of Theorem 3 in (Yu et al., 2016). That introduces on each component error at most $M \frac{\text{polylog}(n)}{\sqrt{n}} + \frac{\text{polylog}(n)}{\sqrt{n}}$ (due to the Stein method that introduces an error of the order $O(\frac{1}{\sqrt{n}})$ and Equation 84; the latter one was derived for the normalized Hadamard matrix \mathbf{H} but exactly the same derivation can be obtained for general \mathbf{S}). Now we can sum over all l^2 pairs of segments $[a_i, b_i]$ and finally, average over m selected random features and the proof is completed. \square

11. Proofs of results from §5

In this section, we give a proof of Proposition 5.2, which summarizes various properties of a low-dimensional version of the Hadamard-Rademacher process.

Proof. First note that the normalized Hadamard matrix, when $n = 2$, is given by

$$\mathbf{H} = \begin{pmatrix} 1/\sqrt{2} & 1/\sqrt{2} \\ 1/\sqrt{2} & -1/\sqrt{2} \end{pmatrix}.$$

Then for the Hadamard-Rademacher process, $\mathbf{X}_0 = \mathbf{I}$ with probability 1, whilst \mathbf{X}_1 has uniform measure on the generating set:

$$\left\{ \begin{pmatrix} 1/\sqrt{2} & 1/\sqrt{2} \\ 1/\sqrt{2} & -1/\sqrt{2} \end{pmatrix}, \begin{pmatrix} -1/\sqrt{2} & 1/\sqrt{2} \\ -1/\sqrt{2} & -1/\sqrt{2} \end{pmatrix}, \begin{pmatrix} 1/\sqrt{2} & -1/\sqrt{2} \\ 1/\sqrt{2} & 1/\sqrt{2} \end{pmatrix}, \begin{pmatrix} -1/\sqrt{2} & -1/\sqrt{2} \\ -1/\sqrt{2} & 1/\sqrt{2} \end{pmatrix} \right\}.$$

Period 2. We first prove the period 2 claim. First, to see that the chain is not aperiodic, we prove by induction that the elements of \mathbf{X}_k for k even are in the set $\{-1, 0, 1\}$ almost surely (and further each row and column has exactly one non-zero element), whilst for k odd are in the set $\{\pm 1/\sqrt{2}\}$ almost surely (and further the number of elements equal to $1/\sqrt{2}$ is 1 or 3). Clearly the claim is true for $k = 0, 1$.

Now let k be even, and suppose the hypothesis holds for k . Then note that each element of \mathbf{X}_{k+1} is given by product of an element from a matrix of the form $\mathbf{H}\mathbf{D}_{k+1}$, with the non-zero element (i.e. ± 1) from the relevant row of \mathbf{X}_k . The result is an element of the set $\{\pm 1/\sqrt{2}\}$, as required. Now let k be odd and suppose the hypothesis holds for k . Note that the inner product of a column of \mathbf{X}_k with a row of one of the four generating matrices is necessarily in the set $\{-1, 0, 1\}$, and resulting product has exactly one element in each row and column non-zero, by virtue of the fact that the parity of the number of positive entries in the two columns of \mathbf{X}_k differ, and similarly the parity of the number of positive entries in the two rows of the generating matrix differ. This completes the inductive proof.

To show that the period is exactly 2, note that the generating element

$$\begin{pmatrix} 1/\sqrt{2} & 1/\sqrt{2} \\ 1/\sqrt{2} & -1/\sqrt{2} \end{pmatrix}$$

is self-inverse, so for any k , $\mathbf{X}_{k+2} = \mathbf{X}_k$ with probability at least $1/16$.

Ergodicity. In the above, we implicitly showed that the state space of the chain is finite. Since the Markov chain corresponds to a random walk on the Cayley graph of the finite subgroup of the orthogonal group that forms that state space of the Hadamard-Rademacher process, and Cayley graphs of finite groups are always regular directed graphs, it follows immediately that the uniform measure on the state space is invariant for the Markov chain. Further, random walks on Cayley graphs are always irreducible, and hence we recover ergodicity with respect to the uniform distribution by standard discrete time Markov chain theory.

State space of size 16, diameter, and mixing results. With the above results in place, the size of the state space, diameter of the Cayley graph, and time to mixing were verified computationally, by calculating all possible paths of length 4 that may be taken by the Markov chain. \square

12. Proofs of results in §6

12.1. Proof of Theorem 6.2

For definiteness, we will assume that $\mathbf{S} = \mathbf{H}$ however the analysis can be repeated for an arbitrary matrix \mathbf{S} from the family considered in Section 2. Theorem 6.2 follows from the following technical result

Theorem 12.1. *Given two vectors \mathbf{v} and \mathbf{w} from the unit sphere with distance τ between them the following is true with probability at least $1 - 4e^{-\frac{\log^2(n)}{8}} - 8m^2pe^{-\frac{\log^2(n)}{4}}$ with respect to the random choices of $\mathbf{D}_3, \mathbf{D}_2, \mathbf{D}_1$:*

$$\mathbb{P}[h(\mathbf{v}) = h(\mathbf{w})] = \frac{1}{(2r)^{\frac{\tau^2}{4-\tau^2}}} e^{-O_\tau(\log \log r)} + O\left(\frac{rm^2}{\sqrt{n} \log^6(n)} + r \sqrt{\frac{m}{\sqrt{n} \log^6(n)}} + \frac{r^{\frac{1}{4}} \log^3(n)}{\sqrt{n}}\right).$$

We start by proving Theorem 12.1.

Proof. Take some orthonormal basis $\{\mathbf{x}^1, \mathbf{x}^2\}$ of the 2-dimensional space \mathcal{S} spanned by \mathbf{v}, \mathbf{w} . Note that with probability at least $1 - 4e^{-\frac{\log^2(n)}{8}}$ with the respect to the random choices of \mathbf{D}_1 , each element of this basis is $\frac{\log(n)}{\sqrt{n}}$ -balanced (Bojarski et al., 2017). From now on we will condition on that event and consider just the transformation $\mathbf{M}_{red}^O = \sqrt{n} \mathbf{H}^R \mathbf{D}_4 \mathbf{H} \mathbf{D}_3 \mathbf{H} \mathbf{D}_2$. As before, we will do renormalization, and thus we can assume that $h = n^{-\frac{1}{3}}$. Note that by our analysis from the section regarding Johnson-Lindenstrauss Transformation, we know that for any $\mathbf{u} = (u_1, \dots, u_n)^\top \in \mathbb{R}^n$

$$\mathbf{r}_{i,s}^\top \mathbf{u} = d_{i,s}^{3,s} u_1 \sum_{j=1}^n h_{j,1} d_j^{2,s} \sum_{k=1}^n \hat{h}_{i,k} h_{k,j} d_k^{1,s} + d_{i,n}^{3,s} u_n \sum_{j=1}^n h_{j,n} d_j^{2,s} \sum_{k=1}^n \hat{h}_{i,k} h_{k,j} d_k^{1,s}, \quad (85)$$

for $i = 1, \dots, m$ and $s = 1, \dots, p$, where $\mathbf{r}_{i,s}^\top$ and $(d_{i,s}^{u,s}, \dots, d_{n,s}^{u,s})$ stand for: the i^{th} row of the s^{th} block and the diagonal of matrix \mathbf{D}_u in the s^{th} block respectively.

Notice that the values of hashes $h(\mathbf{v}), h(\mathbf{w})$ depend just on the projections of the rows of matrix $\mathbf{B}(\mathbf{H}, m, p)$ into \mathcal{S} . The projection of row $\mathbf{r}_{i,s}^\top$ can be described by a 2-dimensional vector $\mathbf{p}_{i,s} \in \mathbb{R}^2$ which coordinates are the projections of $\mathbf{r}_{i,s}^\top$ into vectors \mathbf{x}^1 and \mathbf{x}^2 respectively. Denote by $\mathbf{p} \in \mathbb{R}^{2r}$ vector obtained by stacking vertically all vectors $\mathbf{p}_{i,s}$. Notice that \mathbf{p} can be represented as:

$$\mathbf{p} = \sum_{a=1}^n \mathbf{X}_a, \quad (86)$$

where each \mathbf{X}_a is obtained by stacking vertically p vectors: $\mathbf{q}^{a,1}, \dots, \mathbf{q}^{a,p} \in \mathbb{R}^{2m}$ such that

$$\mathbf{q}^{a,s} = (d_a^{3,s} x_a^1 \sum_{j=1}^n h_{j,a} d_j^{2,s} \sum_{k=1}^n \hat{h}_{i,k} h_{k,j} d_k^{1,s})_{i=1,\dots,m}^\top \otimes (d_a^{3,s} x_a^2 \sum_{j=1}^n h_{j,a} d_j^{2,s} \sum_{k=1}^n \hat{h}_{i,k} h_{k,j} d_k^{1,s})_{i=1,\dots,m}^\top \quad (87)$$

and $(x_1, \dots, x_m)^\top \otimes (y_1, \dots, y_m)^\top$ stands for a vector $(x_1, y_1, \dots, x_m, y_m)^\top$.

We will now condition on the choices of $d_k^{1,s}$ and $d_j^{2,s}$. Let us consider the covariance matrix $\mathbf{C} = \text{cov}(\mathbf{p}) \in \mathbb{R}^{2r \times 2r}$. Notice that from the fact that variables $\{d_a^{3,s}\}$ for $a \in \{1, \dots, n\}, s \in \{1, \dots, p\}$ are independent, we conclude that the only nonzero entries of \mathbf{C} are in blocks \mathbf{F}^i in $\mathbb{R}^{2m \times 2m}$, where \mathbf{F}^i consists of all entries of \mathbf{C} that are in rows and columns with indices in: $\{2(i-1)m+1, \dots, 2(i-1)m+2m\}$ for $i = 1, \dots, p$.

Let us consider single block $\mathbf{F}^i = \{f_{k,l}^i\}_{k,l=1,\dots,2m}$. We need the following observation

Lemma 12.2. *With probability at least $1 - 8m^2 e^{-\frac{nt}{\log^4(n)}}$ in respect to the random choices of $d_l^{1,s}$ and $d_l^{2,s}$ for $s = 1, \dots, p$ and $l = 1, \dots, n$ a fixed block \mathbf{F}^i satisfies:*

$$-t \leq f_{k,l}^i \leq t$$

for $k \neq l$ and

$$1 - t \leq f_{k,k}^i \leq 1 + t.$$

Proof. Note first that $\mathbb{E}[f_{k,l}^i] = 0$ for any fixed i and $k \neq l$ and that $\mathbb{E}[f_{k,k}^i] = 1$. Indeed, off-diagonal elements of \mathbf{F}^i are of the form

$$W_{i,l}^{s,t_1,t_2} = \sum_{a=1}^n x_a^{t_1} x_a^{t_2} \left(\sum_{j=1}^n h_{j,a} d_j^{2,s} \sum_{k=1}^n \hat{h}_{i,k} h_{k,j} d_k^{1,s} \right) \left(\sum_{j=1}^n h_{j,a} d_j^{2,s} \sum_{k=1}^n \hat{h}_{l,k} h_{k,j} d_k^{1,s} \right) \quad (88)$$

for some s, t_1, t_2 and $i \neq l$. Furthermore, diagonal elements of \mathbf{F}^i are of the form

$$W_i^{s,t} = \sum_{a=1}^n x_a^\top x_a^\top \left(\sum_{j=1}^n h_{j,a} d_j^{2,s} \sum_{k=1}^n \hat{h}_{i,k} h_{k,j} d_k^{1,s} \right) \left(\sum_{j=1}^n h_{j,a} d_j^{2,s} \sum_{k=1}^n \hat{h}_{i,k} h_{k,j} d_k^{1,s} \right) \quad (89)$$

for some s, t, i . To prove aforementioned claims regarding expectations, it suffices to notice that

$$\begin{aligned} \mathbb{E} \left[\left(\sum_{j=1}^n h_{j,a} d_j^{2,s} \sum_{k=1}^n \hat{h}_{i,k} h_{k,j} d_k^{1,s} \right) \left(\sum_{j=1}^n h_{j,a} d_j^{2,s} \sum_{k=1}^n \hat{h}_{l,k} h_{k,j} d_k^{1,s} \right) \right] = \\ \mathbb{E} \left[\sum_{j=1}^n h_{j,a}^2 \sum_{k=1}^n \hat{h}_{i,k} \hat{h}_{l,k} h_{k,j}^2 \right] = \mathbb{E} \left[\sum_{j=1}^n h^2 \sum_{k=1}^n \hat{h}_{i,k} \hat{h}_{l,k} h^2 \right] = 0 \end{aligned} \quad (90)$$

which comes from the orthogonality of different rows of \mathbf{H} and that

$$\begin{aligned} \mathbb{E} \left[\left(\sum_{j=1}^n h_{j,a} d_j^{2,s} \sum_{k=1}^n \hat{h}_{i,k} h_{k,j} d_k^{1,s} \right) \left(\sum_{j=1}^n h_{j,a} d_j^{2,s} \sum_{k=1}^n \hat{h}_{i,k} h_{k,j} d_k^{1,s} \right) \right] = \\ \mathbb{E} \left[\sum_{j=1}^n h_{j,a}^2 \sum_{k=1}^n \hat{h}_{i,k}^2 h_{k,j}^2 \right] = n^2 h^6 = 1. \end{aligned} \quad (91)$$

Now we need to show strong concentration results for entries of \mathbf{F}^i . We will need the following standard inequality for concentration results regarding quadratic forms for vectors of random variables

Theorem 12.3 (Hanson-Wright Inequality). *Let $\mathbf{X} = (X_1, \dots, X_n)^\top \in \mathbb{R}^n$ be a random vector with independent components X_i which satisfy: $\mathbb{E}[X_i] = 0$ and have sub-Gaussian norm at most K for some given $K > 0$. Let \mathbf{A} be an $n \times n$ matrix. Then for every $t \geq 0$ the following is true:*

$$\mathbb{P}[\mathbf{X}^\top \mathbf{A} \mathbf{X} - \mathbb{E}[\mathbf{X}^\top \mathbf{A} \mathbf{X}] > t] \leq 2e^{-c \min(\frac{t^2}{K^4 \|\mathbf{A}\|_F^2}, \frac{t}{K^2 \|\mathbf{A}\|_2})},$$

where c is some universal positive constant.

Note that $W_{i,l}^{s,t_1,t_2}$ can be rewritten as

$$W_{i,l}^{s,t_1,t_2} = \sum_{a=1}^n \left(\sum_{j=1}^n d_j^{2,s} x_a^{t_1} h_{j,a} \sum_{k=1}^n \hat{h}_{i,k} h_{k,j} d_k^{1,s} \right) \left(\sum_{j=1}^n d_j^{2,s} x_a^{t_2} h_{j,a} \sum_{k=1}^n \hat{h}_{l,k} h_{k,j} d_k^{1,s} \right) \quad (92)$$

Denote

$$T_a = \left(\sum_{j=1}^n d_j^{2,s} x_a^{t_1} h_{j,a} \sum_{k=1}^n \hat{h}_{i,k} h_{k,j} d_k^{1,s} \right) \left(\sum_{j=1}^n d_j^{2,s} x_a^{t_2} h_{j,a} \sum_{k=1}^n \hat{h}_{l,k} h_{k,j} d_k^{1,s} \right). \quad (93)$$

and assume first that $i \neq l$. Conditioned on random variables $d_k^{1,s}$, this is a quadratic form involving row-vector $(d_1^{2,s}, \dots, d_n^{2,s})$. Note first that the expected value of this quadratic norm is 0. Indeed

$$\mathbb{E}[T_a] = x_a^{t_1} x_a^{t_2} \sum_{j=1}^n h^2 \sum_{k=1}^n \hat{h}_{i,k} h_{k,j} d_k^{1,s} \sum_{k=1}^n \hat{h}_{l,k} h_{k,j} d_k^{1,s} \quad (94)$$

Now observe that $\sum_{k=1}^n \hat{h}_{i,k} h_{k,j} d_k^{1,s}$ is the j^{th} entry of the row vector $(\hat{h}_{i,1}, \dots, \hat{h}_{i,n}) \cdot \mathbf{H} \mathbf{D}_4$. Similarly, $\sum_{k=1}^n \hat{h}_{l,k} h_{k,j} d_k^{1,s}$ is the j^{th} entry of the row vector $(\hat{h}_{l,1}, \dots, \hat{h}_{l,n}) \cdot \mathbf{H} \mathbf{D}_4$. Since \mathbf{H} is of the form $\mathbf{H} = c \cdot \mathbf{H}_{iso}$, where $c = n^{\frac{1}{6}}$ and \mathbf{H}_{iso} is an isometry ($c \neq 1$ since we rescaled $h_{i,j}$ in the proof to have absolute value $n^{-\frac{1}{3}}$), we conclude that:

$$\sum_{j=1}^n \left(\sum_{k=1}^n \hat{h}_{i,k} h_{k,j} d_k^{1,s} \right) \left(\sum_{k=1}^n \hat{h}_{l,k} h_{k,j} d_k^{1,s} \right) = (\hat{h}_{i,1}, \dots, \hat{h}_{i,n}) \cdot (\hat{h}_{l,1}, \dots, \hat{h}_{l,n})^\top = 0, \quad (95)$$

where the last inequality comes from the fact that $(\hat{h}_{i,1}, \dots, \hat{h}_{i,1})$ is orthogonal to $(\hat{h}_{l,1}, \dots, \hat{h}_{l,1})(\sum_{k=1}^n \hat{h}_{l,k} h_{k,j} d_k^{1,s})$. Thus we do have:

$$\mathbb{E}[T_a] = 0. \quad (96)$$

Now take again T_a and note that conditioned on $d_k^{1,s}$, expression T_a is a quadratic form of the row-vector $(d_1^{2,s}, \dots, d_n^{2,s})$. The corresponding matrix \mathbf{A} has entries defined by:

$$a_{j_1, j_2} = x_a^{t_1} x_a^{t_2} h_{j_1, a} h_{j_2, a} \left(\sum_{k=1}^n \hat{h}_{i, k} h_{k, j_1} d_k^{1,s} \right) \left(\sum_{k=1}^n \hat{h}_{l, k} h_{k, j_2} d_k^{1,s} \right). \quad (97)$$

Thus we have:

$$\begin{aligned} \|\mathbf{A}\|_F &\leq \sum_{j_1, j_2 \in \{1, \dots, n\}} \left(\frac{\log(n)}{\sqrt{n}} \right)^4 \left(\frac{1}{n^{\frac{1}{3}}} \right)^4 \left(\sum_{k=1}^n \hat{h}_{i, k} h_{k, j_1} d_k^{1,s} \right)^2 \left(\sum_{k=1}^n \hat{h}_{l, k} h_{k, j_2} d_k^{1,s} \right)^2 \\ &= \frac{\log^4(n)}{n^{\frac{10}{3}}} \sum_{j_1, j_2 \in \{1, \dots, n\}} \left(\sum_{k=1}^n \hat{h}_{i, k} h_{k, j_1} d_k^{1,s} \right)^2 \left(\sum_{k=1}^n \hat{h}_{l, k} h_{k, j_2} d_k^{1,s} \right)^2 \\ &= \frac{\log^4(n)}{n^{\frac{10}{3}}} \sum_{j_1=1}^n \left(\sum_{k=1}^n \hat{h}_{i, k} h_{k, j_1} d_k^{1,s} \right)^2 \sum_{j_2=1}^n \left(\sum_{k=1}^n \hat{h}_{l, k} h_{k, j_2} d_k^{1,s} \right)^2. \end{aligned} \quad (98)$$

Note, that we have just observed that elements $b_j = \sum_{k=1}^n \hat{h}_{i, k} h_{k, j_1} d_k^{1,s}$ for $j = 1, \dots, n$ create a vector that is an image of $(\hat{h}_{i,1}, \dots, \hat{h}_{i,n})$ under $n^{\frac{1}{6}} \cdot \mathbf{H}_{iso}$. Thus we have:

$$\sum_{j_1=1}^n \left(\sum_{k=1}^n \hat{h}_{i, k} h_{k, j_1} d_k^{1,s} \right)^2 = (n^{\frac{1}{6}})^2 \sum_{k=1}^n \hat{h}_{i, k}^2 = n^{\frac{2}{3}}. \quad (99)$$

Similarly,

$$\sum_{j_2=1}^n \left(\sum_{k=1}^n \hat{h}_{l, k} h_{k, j_2} d_k^{1,s} \right)^2 = n^{\frac{2}{3}}. \quad (100)$$

Thus we have:

$$\|\mathbf{A}\|_F \leq \frac{\log^4(n)}{n^2}. \quad (101)$$

Now we will use Hanson-Wright inequality. Note that we can take: $K = 1$. Note also that we have $\|\mathbf{A}\|_2 \leq \|\mathbf{A}\|_F$. Thus we conclude that with probability at least $p(t) = 1 - 2e^{-\frac{n^2 t}{\log^4(n)}}$ with respect to the random choices of $d_l^{1,s}$ and $d_l^{2,s}$ the following is true:

$$-t \leq T_a \leq t. \quad (102)$$

Now let us consider T_a when $i = l$ and $t_1 = t_2$. By the analogous analysis we get that with probability at least $p(t) = 1 - 2e^{-\frac{n^2 t}{\log^4(n)}}$ with respect to the random choices of $d_l^{1,s}$ and $d_l^{2,s}$ the following is true:

$$-t \leq T_a - (x_a^{t_1})^2 \leq t. \quad (103)$$

Summing over all T_a s for $a = 1, \dots, n$ and taking the union bound over all entries of \mathbf{F}^i , we obtain the statement of the lemma. \square

Now we will analyze the eigenvalues of the covariance matrix \mathbf{C} satisfying the lemma above for some given $t > 0$. Note first that \mathbf{C} is positive semidefinite since it is a covariance matrix. In particular, all its eigenvalues are real. Now we show that all of them are close to one.

We will use Gershgorin Circle Theorem

Theorem 12.4 (Gershgorin). *For an $n \times n$ complex matrix $\mathbf{A} = \{a_{i,j}\}_{i,j \in \{1, \dots, n\}}$ define $R_i = \sum_{j \in \{1, \dots, n\}, j \neq i} |a_{i,j}|$. Then each eigenvalue of \mathbf{A} is in at least one of the disks:*

$$\{z : |z - a_{i,i}| \leq R_i\}.$$

We have

Lemma 12.5. *Every eigenvalue λ of \mathbf{C} satisfies:*

$$1 - 2mt \leq \lambda \leq 1 + 2mt.$$

Proof. Follows immediately from Gershgorin Theorem. \square

Notice that since \mathbf{C} is a covariance matrix, it has a unique positive definite square \mathbf{S} . Let us take now $t < \frac{1}{2m}$. Note that that all eigenvalues of \mathbf{S} are in the interval $[\sqrt{1-2mt}, \sqrt{1+2mt}]$. From the choice of t we conclude that \mathbf{S} is invertible. Thus we note that the eigenvalues of \mathbf{S}^{-1} are in the interval $[\frac{1}{\sqrt{1+2mt}}, \frac{1}{\sqrt{1-2mt}}]$.

Now we need the following result

Theorem 12.6 (Bentkus, 2003). *Let $\mathbf{X}_1, \dots, \mathbf{X}_n$ be independent vectors taken from \mathbb{R}^k with common mean $\mathbf{E}[\mathbf{X}_i] = 0$. Let $\mathbf{Q} = \mathbf{X}_1 + \dots + \mathbf{X}_n$. Assume that the covariance operator $\mathbf{S}^2 = \text{cov}(\mathbf{Q})$ is invertible. Denote $\beta_i = \mathbf{E}[\|\mathbf{S}^{-1}\mathbf{X}_i\|_2^3]$ and $\beta = \beta_1 + \dots + \beta_n$. Let \mathcal{C} be the set of all convex sets of \mathbb{R}^k . Denote $\Delta(\mathcal{C}) = \sup_{A \in \mathcal{C}} |\mathbb{P}[\mathbf{Q} \in A] - \mathbb{P}[Z \in A]|$, where Z is the multivariate Gaussian distribution with mean 0 and covariance operator \mathbf{S}^2 . Then:*

$$\Delta(\mathcal{C}) \leq ck^{\frac{1}{4}}\beta,$$

for some universal constant c .

For a given t let us now calculate β_a for $\mathbf{Q} = \mathbf{p} = \sum_{a=1}^n \mathbf{X}_a$. Note that from the fact that the eigenvalues of \mathbf{S}^{-1} are in the interval $[\frac{1}{\sqrt{1+2mt}}, \frac{1}{\sqrt{1-2mt}}]$, \mathbf{S}^{-1} is positive semidefinite and from our earlier analysis regarding $\mathbf{W}_i^{s,t}$ in Lemma 12.2, we can conclude that

$$\beta_a \leq \left(\left(\frac{\log(n)}{\sqrt{n}}\right)^2 \cdot 2r \cdot (1+t) \frac{1}{1-2mt}\right)^{\frac{3}{2}} = 2^{\frac{3}{2}} r^{\frac{3}{2}} \left(\frac{1+t}{1-2mt}\right)^{\frac{3}{2}} \frac{\log^3(n)}{n^{\frac{3}{2}}}. \quad (104)$$

Thus, using Bentkus Theorem, we conclude that

$$\sup_{A \in \mathcal{C}} |\mathbb{P}[\mathbf{p} \in A] - \mathbb{P}[Z_{\mathbf{C}} \in A]| \leq \frac{cr^{\frac{7}{4}} \left(\frac{1+t}{1-2mt}\right)^{\frac{3}{2}} \log^3(n)}{\sqrt{n}}, \quad (105)$$

where \mathcal{C} is the set of all convex sets of \mathbb{R}^{2r} , $Z_{\mathbf{C}}$ is the multivariate Gaussian distribution with covariance matrix \mathbf{C} and $c > 0$ is some universal constant.

Now note that $\mathbb{P}[h(\mathbf{v}) = h(\mathbf{w})] = \sum_{\mathbf{x} \in \{-\mathbf{e}_i, \mathbf{e}_i\}_{i=1}^r} \mathbb{P}[h(\mathbf{v}) = h(\mathbf{w}) = \mathbf{x}]$. One can easily check that the event $\{h(\mathbf{v}) = h(\mathbf{w}) = \mathbf{x}\} = \{\mathbf{p} \in C(\mathbf{x})\}$ for some convex set $C(\mathbf{x})$. Denote by $\{h_{\mathbf{G}}(\mathbf{v}) = h_{\mathbf{G}}(\mathbf{w}) = \mathbf{x}\}$ the corresponding event, but for hashing with unstructured Gaussian matrix \mathbf{G} . Note that this event is equivalent to $\{\mathbf{p}_{\mathbf{G}} \in C(\mathbf{x})\}$, where $\mathbf{p}_{\mathbf{G}} \in \mathbb{R}^{2r}$ is the Gaussian vector with identity covariance matrix.

Thus, using our previous observations, we can conclude that

$$\begin{aligned} |\mathbb{P}[h(\mathbf{v}) = h(\mathbf{w})] - \mathbb{P}[\{h_{\mathbf{G}}(\mathbf{v}) = h_{\mathbf{G}}(\mathbf{w})\}]| &\leq 2r \left(\frac{cr^{\frac{7}{4}} \left(\frac{1+t}{1-2mt}\right)^{\frac{3}{2}} \log^3(n)}{\sqrt{n}} + \right. \\ &\quad \left. \sum_{C(\mathbf{x})} |\mathbb{P}[\mathbf{p} \in C(\mathbf{x})] - \mathbb{P}[\mathbf{p}_{\mathbf{G}} \in C(\mathbf{x})]| \right) \end{aligned} \quad (106)$$

We have:

$$|\mathbb{P}[\mathbf{p} \in C(\mathbf{x})] - \mathbb{P}[\mathbf{p}_{\mathbf{G}} \in C(\mathbf{x})]| = \left| \frac{1}{(2\pi)^m \sqrt{\det(\mathbf{C})}} \int_{C(\mathbf{x})} e^{-\frac{\mathbf{y}^\top \mathbf{C}^{-1} \mathbf{y}}{2}} dy - \frac{1}{(2\pi)^m} \int_{C(\mathbf{x})} e^{-\frac{\mathbf{y}^\top \mathbf{y}}{2}} dy \right|. \quad (107)$$

Note that from our analysis of the eigenvalues of \mathbf{C} , we can conclude that:

$$(1 - 2mt)^{2m} \leq \det(\mathbf{C}) \leq (1 + 2mt)^{2m}. \quad (108)$$

Similarly, we have

$$\frac{1}{1 + 2mt} \mathbf{y}^\top \mathbf{y} \leq \mathbf{y}^\top \mathbf{C}^{-1} \mathbf{y} \leq \frac{1}{1 - 2mt} \mathbf{y}^\top \mathbf{y}. \quad (109)$$

Thus we have

$$|\mathbb{P}[\mathbf{p} \in C(\mathbf{x})] - \mathbb{P}[\mathbf{p}_{\mathbf{G}} \in C(\mathbf{x})]| = \left| \frac{1}{(2\pi)^m} \int_{C(\mathbf{x})} e^{-\frac{\mathbf{y}^\top \mathbf{y}}{2}} \left(1 - \frac{1}{\rho(\mathbf{y})} e^{-\frac{\mathbf{y}^\top \mathbf{y}}{2} (\frac{1}{\kappa(\mathbf{y})} - 1)}\right) dy \right|, \quad (110)$$

where $(1 - 2mt)^m \leq \rho(\mathbf{y}) \leq (1 + 2mt)^m$ and $1 - 2mt \leq \kappa(\mathbf{y}) \leq 1 + 2mt$. Take $t = \frac{1}{4\sqrt{n} \log^6(n)}$. One can easily notice from the above formula by standard calculations that

$$|\mathbb{P}[\mathbf{p} \in C(\mathbf{x})] - \mathbb{P}[\mathbf{p}_{\mathbf{G}} \in C(\mathbf{x})]| = O\left(\frac{m^2}{\sqrt{n} \log^6(n)} + \sqrt{\frac{m}{\sqrt{n} \log^6(n)}}\right) \quad (111)$$

Thus we conclude that for that t

$$|\mathbb{P}[h(\mathbf{v}) = h(\mathbf{w})] - \mathbb{P}[\{h_{\mathbf{G}}(\mathbf{v}) = h_{\mathbf{G}}(\mathbf{w})\}]| \leq O\left(\frac{rm^2}{\sqrt{n} \log^6(n)} + r \sqrt{\frac{m}{\sqrt{n} \log^6(n)}} + \frac{r^{\frac{11}{4}} \log^3(n)}{\sqrt{n}}\right) \quad (112)$$

Using the fact (Andoni et al., 2015) that

$$\mathbb{P}[\{h_{\mathbf{G}}(\mathbf{v}) = h_{\mathbf{G}}(\mathbf{w})\}] = \frac{1}{(2r)^{\frac{\tau^2}{4-\tau^2}}} e^{-O_\tau(\log \log r)}, \quad (113)$$

we get:

$$\mathbb{P}[h(\mathbf{v}) = h(\mathbf{w})] = \frac{1}{(2r)^{\frac{\tau^2}{4-\tau^2}}} e^{-O_\tau(\log \log r)} + O\left(\frac{rm^2}{\sqrt{n} \log^6(n)} + r \sqrt{\frac{m}{\sqrt{n} \log^6(n)}} + \frac{r^{\frac{11}{4}} \log^3(n)}{\sqrt{n}}\right) \quad (114)$$

Now notice that by the union bound, with probability at least $1 - 4e^{-\frac{\log^2(n)}{8}} - 8m^2 p e^{-\frac{\log^2(n)}{4}}$ the vectors of the basis of the 2-dimensional space spanned by $\{\mathbf{v}, \mathbf{w}\}$ are $\frac{\log(n)}{\sqrt{n}}$ -balanced and furthermore all blocks \mathbf{F}^i satisfy the statement of Lemma 12.2 for $t = \frac{1}{4\sqrt{n} \log^6(n)}$. That completes the proof. \square

We are ready to prove Theorem 6.2.

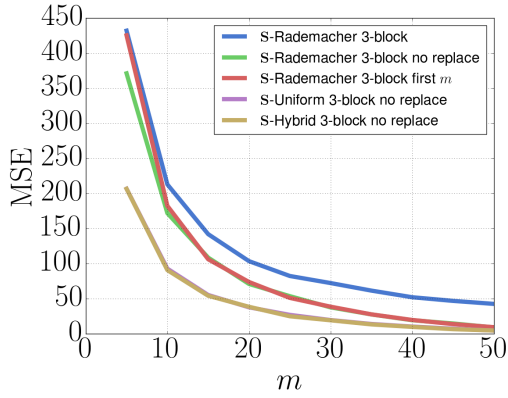
Proof. Take $m = n^{\frac{1}{10}}$ and $r = n^{\frac{1}{9}}$ as parameters of the considered structured model. Note first that under such a choice of parameters, terms in the equation from the statement of Theorem 12.1 that depend on m and r are negligible while comparing with the first term. The probability of the failure in the step involving matrices \mathbf{D}_3 , \mathbf{D}_2 and \mathbf{D}_1 is also negligible while comparing with that term. Thus one can notice that presented structured scheme is $(\delta, c\delta, p_1, p_2)$ -sensitive for $\delta > \frac{30}{49}$ (and appropriate choices of p_1 and p_2). Now notice that the running time per datapoint in the preprocessing phase from the statement is directly implied by the fact that for every block the computations can be conducted with the use of Walsh-Hadamard Transform and that takes time $O(n \log(n))$. The remaining part of the statement follows immediately from the following standard result about the LSH mechanism (Andoni et al., 2015)

Theorem 12.7. A $(\delta, c\delta, p_1, p_2)$ -sensitive hash family implies a data structure for (c, R) -ANN with space $O(\frac{N^{1+\rho}}{p_1} + nN)$ and query time $O(n\frac{N^\rho}{p_1})$ for $\rho = \frac{\log(\frac{1}{p_1})}{\log(\frac{1}{p_2})}$.

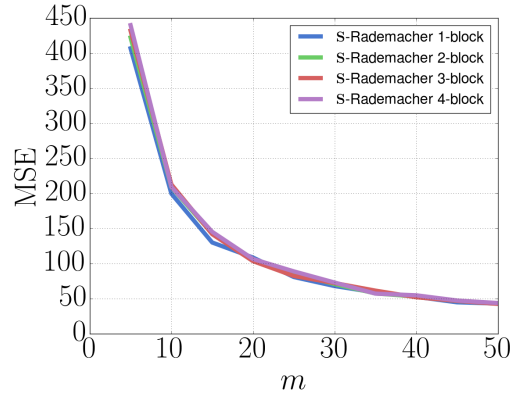
□

13. In-depth Comparison of Variants of OJLT Based on SD-product Matrices

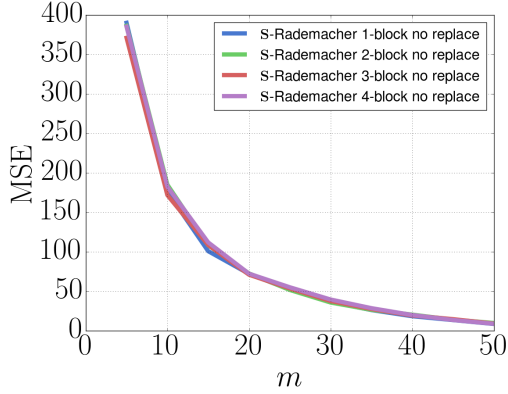
In this section we give details of further experiments complementing the theoretical results of the main paper. In particular, we explore the various parameters associated with the **SD**-product matrices introduced in §2. In all cases, as in the experiments of §7, we take the structured matrix **S** to be the normalized Hadamard matrix **H**. All experiments presented in this section measure the MSE of the OJLT inner product estimator for two randomly selected data points in the *g50c* data set. The MSE figures are estimated on the basis of 1,000 repetitions. All results are displayed in Figure 5.



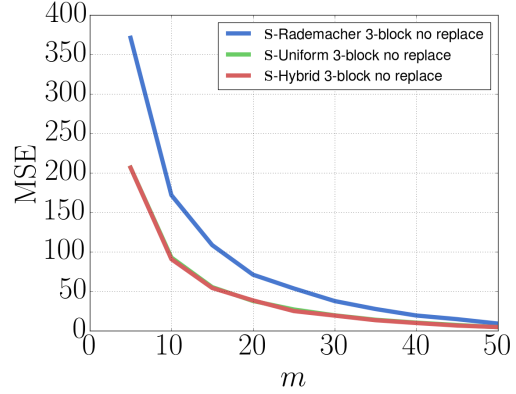
(a) Comparison of a variety of OJLTs based on 3-block **SD**-product matrices. The **S**-Uniform and **S**-Hybrid estimators are indistinguishable.



(b) Comparison of estimators based on **S**-Rademacher matrices with a varying number of **SD** matrix blocks, using the \mathcal{P}_W sub-sampling strategy.



(c) Comparison of estimators based on **S**-Rademacher matrices with a varying number of **SD** matrix blocks, using the \mathcal{P}_{WO} sub-sampling strategy.



(d) Comparison of the use of $\mathbf{M}_{SR}^{(3)}$, $\mathbf{M}_{SH}^{(3)}$, and $\mathbf{M}_{SL}^{(3)}$ (introduced in §9.7) for dimensionality reduction. All use \mathcal{P}_{WO} sub-sampling strategy. The curves corresponding to the latter two random matrices are indistinguishable.

Figure 5. Results of experiments comparing OJLTs for a variety of **SD**-matrices.