

Current-induced spin polarization of a magnetized two-dimensional electron gas with Rashba spin-orbit interaction

A. Dyrda¹, J. Barnaś^{1,2} and V. K. Dugaev³

¹*Faculty of Physics, Adam Mickiewicz University, ul. Umultowska 85, 61-614 Poznań, Poland*

²*Institute of Molecular Physics, Polish Academy of Sciences,
ul. M. Smoluchowskiego 17, 60-179 Poznań, Poland*

³*Department of Physics and Medical Engineering, Rzeszów University of Technology,
al. Powstańców Warszawy 6, 35-959 Rzeszów, Poland*

(Dated: September 3, 2018)

Current-induced spin polarization in a two-dimensional electron gas with Rashba spin-orbit interaction is considered theoretically in terms of the Matsubara Green functions. This formalism allows to describe temperature dependence of the induced spin polarization. The electron gas is assumed to be coupled to a magnetic substrate *via* exchange interaction. Analytical and numerical results on the temperature dependence of spin polarization have been obtained in the linear response regime. The spin polarization has been presented as a sum of two terms – one proportional to the relaxation time and the other related to the Berry phase corresponding to the electronic bands of the magnetized Rashba gas. The spin-orbit torque due to Rashba interaction is also discussed. Such a torque appears as a result of the exchange coupling between the non-equilibrium spin polarization and magnetic moment of the underlayer.

PACS numbers: 71.70.Ej, 75.76.+j, 85.75.-d, 72.25.Mk

I. INTRODUCTION

Spin-orbit interaction leads, in general, to a number of interesting transport phenomena, that enable generation and control of spin currents in a pure electrical manner. Two of the most prominent examples are the spin Hall and spin Nernst effects. The former (latter) effect consists in generation of pure spin current flowing perpendicularly to an external electric field (temperature gradient) applied to the system. These effects play currently an essential role in the processes of electrical generation and detection of spin currents^{1,2}. For instance, the spin current can be used as origin of spin torque exerted on magnetic moments of a ferromagnet in a bilayer system consisting of a magnetic layer attached to a nonmagnetic one with strong spin-orbit coupling. This torque, in turn, may induce magnetic dynamics and even can reverse magnetic moment of the magnetic layer when the spin current exceeds some critical value.

Another consequence of the spin-orbit interaction in a system with mobile electrons is the current-induced nonequilibrium spin polarization of conduction electrons. This effect was predicted theoretically in the '70s^{3,4} for a two-dimensional electron gas (2DEG) with Rashba spin-orbit interaction, and then it was studied in various systems exhibiting spin-orbit interaction^{5–13}. The current-induced spin polarization was also observed experimentally¹⁴, and currently it is attracting attention of many researchers^{15–22}.

The current-induced spin polarization can also arise in a magnetic system, when it includes spin-orbit coupling. In such a case the induced non-equilibrium spin polarization interacts with the local magnetization *via* exchange coupling and creates a torque exerted on the magnetic moment^{23–27}. Moreover, it has been also shown that not

only external electric field, but also a temperature gradient may lead to spin-orbit driven spin polarization^{12,28,29}. These observations initiated a wide interest in the field- and thermally-induced spin-orbit torques and new ways of magnetization switching, that could be alternative to the switching induced by spin transfer torques^{30–32}.

In this paper we present theoretical results on the current-induced spin polarization of a magnetic 2DEG with Rashba spin-orbit interaction. Such a system is a basic model of various magnetic semiconductor heterostructures. The system consists of a 2DEG deposited on a magnetic substrate and interacting with the substrate *via* exchange interaction (see also Fig.1). To calculate the current-induced spin polarization we use the Matsubara Green function formalism which enables description of the temperature variation of the induced spin polarization. We derive some general formulas for the polarization and also present numerical results. The induced spin polarization is shown to include generally a term due to Berry curvature of the corresponding electron bands. Similar terms also appear in the spin-orbit torques following from exchange interaction of the electrons and magnetic underlayer.

The paper is organized as follows. In section 2 we describe the model system and also present the theoretical formalism and derive general formulas for the current-induced spin polarization. In Section 3 we present analytical and numerical results in some specific situations; first, we consider the nonequilibrium spin polarization in the absence of exchange field (Section 3 A), then we present results for exchange field oriented perpendicularly to the plane of 2DEG (Section 3 B) and for exchange field oriented in plane of 2DEG and collinear (perpendicular) to the electric current, Section 3C (Section 3 D). In Section 4 we discuss the spin polarization in a general

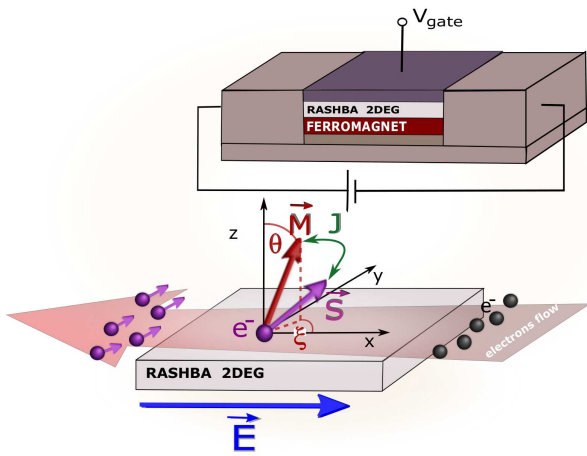


FIG. 1. Current-induced spin polarization in a magnetized 2DEG. Schematic of the device (top), and coordinates used in theoretical description. Electric field is oriented along the axis x .

case of arbitrarily oriented exchange field. In Section 5, in turn, we consider relation of the nonequilibrium spin polarization with the Berry curvature of the corresponding electronic bands. The induced spin-orbit torque is briefly discussed in Section 6, while summary and final conclusions are in Section 7.

II. THEORETICAL OUTLINE

We consider a magnetized 2DEG with Rashba spin-orbit interaction, as shown schematically in Fig.1. The 2DEG is assumed to be deposited on a ferromagnetic substrate which creates an effective exchange field acting on the electron gas.

A. Model

The single-particle Hamiltonian describing such a system can be written in the following form:

$$\hat{H} = \frac{\hbar^2 k^2}{2m} \sigma_0 + \alpha(k_y \sigma_x - k_x \sigma_y) + \mathbf{H} \cdot \boldsymbol{\sigma}, \quad (1)$$

where σ_0 and σ_n (for $n = \{x, y, z\}$) are the unit and Pauli matrices defined in the spin space, the parameter α in the second term of the Hamiltonian describes strength of the Rashba spin-orbit interaction, while k_x and k_y are the in-plane wavevector components. The third term of the above Hamiltonian describes the effect of exchange field due to a magnetic substrate. This exchange field can be written as $\mathbf{H} = J\mathbf{M}$, with J standing for the exchange parameter ($J > 0$ for a ferromagnetic coupling between the 2DEG and magnetic substrate). Note, the exchange field \mathbf{H} is measured here in energy units. In spherical

coordinates (see Fig.1), components of the exchange field, $\mathbf{H} = (H_x, H_y, H_z)$, can be written as

$$H_x = JM_x = JM \sin(\theta) \cos(\xi), \quad (2a)$$

$$H_y = JM_y = JM \sin(\theta) \sin(\xi), \quad (2b)$$

$$H_z = JM_z = JM \cos(\theta), \quad (2c)$$

where $M = |\mathbf{M}|$, while θ and ξ are the polar and azimuthal angles, as defined in Fig. 1. In general, we take into account the temperature dependence of the magnetization $M(T)$, and assume it obeys the Bloch's law $M = M(T) = M_0 \left[1 - (T/T_c)^{3/2}\right]$, where T_c is the Curie temperature of the magnetic substrate, and M_0 is the corresponding zero-temperature magnetization.

Eigenvalues of the Hamiltonian (1) take the form

$$E_{\pm} = \varepsilon_k \pm \lambda_{\mathbf{k}}, \quad (3)$$

where $\varepsilon_k = \hbar^2 k^2 / 2m$ (with $k^2 = k_x^2 + k_y^2$), while $\lambda_{\mathbf{k}} = [H^2 + \alpha^2 k^2 - 2\alpha(H_y k_x - H_x k_y)]^{1/2}$.

Below we present the theoretical method based on the Matsubara-Green function formalism, and also derive a general formula for the nonequilibrium spin polarization induced by an external electric field.

B. Method and general solution for current-induced spin polarization

To describe spin polarization induced by an external electric field we introduce a time-dependent external electromagnetic field of frequency ω/\hbar (note, here ω is energy) described by the vector potential $\mathbf{A}(t) = \mathbf{A}(\omega) \exp(-i\omega t/\hbar)$. The electric field is related to \mathbf{A} via the formula $\mathbf{A}(\omega) = (\hbar/i\omega)\mathbf{E}(\omega)$. Hamiltonian $H_{\mathbf{A}}^E$ describing interaction of the system with the external field (treated as a perturbation) takes the form

$$\hat{H}_{\mathbf{A}}^E(t) = -\hat{\mathbf{j}}^{el} \cdot \mathbf{A}(t). \quad (4)$$

Here, the operator of the electric current density is defined as $\hat{\mathbf{j}}^{el} = e\hat{\mathbf{v}}$; with e being the charge of electron ($e < 0$), and $\hat{\mathbf{v}} = (1/\hbar)\partial\hat{H}/\partial\mathbf{k}$ being the electron velocity operator. The x and y components of the velocity operator have the following explicit form:

$$\hat{v}_x = \frac{\hbar k}{m} \cos(\phi) \sigma_0 - \frac{\alpha}{\hbar} \sigma_y, \quad (5)$$

$$\hat{v}_y = \frac{\hbar k}{m} \sin(\phi) \sigma_0 + \frac{\alpha}{\hbar} \sigma_x, \quad (6)$$

where ϕ is the angle between the wavevector \mathbf{k} and the axis x , i.e. $k_x = k \cos(\phi)$ and $k_y = k \sin(\phi)$, while the last terms in Eq. (5) and Eq. (6) represent components of the anomalous velocity that originates from the Rashba spin-orbit interaction.

Without loss of generality, we assume in this paper that the external electric field is oriented along the x -axis. Thus, the α -th ($\alpha = x, y, z$) component of the quantum-mechanical average value of spin polarization induced by

the external electric field can be found in the Matsubara-Green functions formalism from the following formula:

$$S_\alpha(i\omega_m) = \frac{1}{\beta} \sum_{\mathbf{k}, n} \text{Tr} \left\{ \hat{s}_\alpha G_{\mathbf{k}}(i\varepsilon_n + i\omega_m) \hat{H}_{\mathbf{A}}^E(i\omega_m) G_{\mathbf{k}}(i\varepsilon_n) \right\}, \quad (7)$$

where $\hat{s}_\alpha = \hbar\sigma_\alpha/2$ is the operator of the α 's spin component, $\beta = 1/k_B T$ (with T and k_B denoting the temperature and Boltzmann constant, respectively), $\varepsilon_n = (2n+1)i\pi k_B T$ and $\omega_m = 2mi\pi k_B T$ are the Matsubara energies, while $G_{\mathbf{k}}(i\varepsilon_n)$ are the Matsubara Green functions (in the 2×2 matrix form). Note, the perturbation term takes now the form $\hat{H}_{\mathbf{A}}^E(i\omega_m) = -e\hat{v}_x A_x(i\omega_m)$, with the amplitude of the vector potential $A_x(i\omega_m)$ determined by the amplitude $E_x(i\omega_m)$ of electric field through the relation $A_x(i\omega_m) = \frac{E_x(i\omega_m)\hbar}{i(i\omega_m)}$.

Taking into account the explicit form of $\hat{H}_{\mathbf{A}}^E(i\omega_m)$, one can rewrite Eq.(7) in the form

$$S_\alpha(i\omega_m) = -\frac{1}{\beta} \frac{eE_x(i\omega_m)\hbar}{i(i\omega_m)} \times \sum_{\mathbf{k}, n} \text{Tr} \left\{ \hat{s}_\alpha G_{\mathbf{k}}(i\varepsilon_n + i\omega_m) \hat{v}_x G_{\mathbf{k}}(i\varepsilon_n) \right\}. \quad (8)$$

The sum over Matsubara energies in the above expression can be calculated by the method of contour integration,^{33,34}

$$\begin{aligned} & \frac{1}{\beta} \sum_n \hat{s}_\alpha G_{\mathbf{k}}(i\varepsilon_n + i\omega_m) \hat{v}_x G_{\mathbf{k}}(i\varepsilon_n) \\ &= - \int_{\mathcal{C}} \frac{dz}{2\pi i} f(z) \hat{s}_\alpha G_{\mathbf{k}}(z + i\omega_m) \hat{v}_x G_{\mathbf{k}}(z), \end{aligned} \quad (9)$$

where \mathcal{C} denotes the appropriate contour of integration and $f(z)$ is a meromorphic function of the form $(e^{\beta z} + 1)^{-1}$, that has simple poles at the odd integers n , $z = i\varepsilon_n$ (for details see Refs [33 and 34]).

Upon analytical continuation one obtains

$$\begin{aligned} S_\alpha(\omega) &= \\ & -\frac{e\hbar}{\omega} E_x \text{Tr} \sum_{\mathbf{k}} \int \frac{d\varepsilon}{2\pi} f(\varepsilon) \hat{s}_\alpha \left(G_{\mathbf{k}}^R(\varepsilon + \omega) \hat{v}_x [G_{\mathbf{k}}^R(\varepsilon) - G_{\mathbf{k}}^A(\varepsilon)] \right. \\ & \quad \left. + [G_{\mathbf{k}}^R(\varepsilon) - G_{\mathbf{k}}^A(\varepsilon)] \hat{v}_x G_{\mathbf{k}}^A(\varepsilon - \omega) \right). \end{aligned} \quad (10)$$

Here, $f(\varepsilon)$ is the Fermi-Dirac distribution function and $G_{\mathbf{k}}^{R/A}(\varepsilon)$ is the impurity-averaged retarded/advanced Green function corresponding to the Hamiltonian (1). The Green functions take the following explicit form:

$$\begin{aligned} G_{\mathbf{k}}^{R/A}(\varepsilon) &= G_{\mathbf{k}0}^{R/A}(\varepsilon) \sigma_0 \\ & + G_{\mathbf{k}x}^{R/A}(\varepsilon) \sigma_x + G_{\mathbf{k}y}^{R/A}(\varepsilon) \sigma_y + G_{\mathbf{k}z}^{R/A}(\varepsilon) \sigma_z, \end{aligned} \quad (11)$$

where

$$G_{\mathbf{k}0}^{R/A}(\varepsilon) = \frac{1}{2} [G_+(\varepsilon) + G_-(\varepsilon)], \quad (12a)$$

$$G_{\mathbf{k}x}^{R/A}(\varepsilon) = \frac{1}{2\lambda_{\mathbf{k}}} (\alpha k_y + H_x) [G_+(\varepsilon) - G_-(\varepsilon)], \quad (12b)$$

$$G_{\mathbf{k}y}^{R/A}(\varepsilon) = \frac{1}{2\lambda_{\mathbf{k}}} (-\alpha k_x + H_y) [G_+(\varepsilon) - G_-(\varepsilon)], \quad (12c)$$

$$G_{\mathbf{k}z}^{R/A}(\varepsilon) = \frac{1}{2\lambda_{\mathbf{k}}} H_z [G_+(\varepsilon) - G_-(\varepsilon)], \quad (12d)$$

with $G_{\pm}^R(\varepsilon) = [\varepsilon + \mu - E_{\pm} + i\Gamma]^{-1}$ and $G_{\pm}^A(\varepsilon) = [\varepsilon + \mu - E_{\pm} - i\Gamma]^{-1}$. Note, we assumed $\Gamma = \hbar/2\tau$, with equal effective relaxation time τ in the two subbands.

Using equation (10) as a starting point and performing integration over ε we get finally the following formula for the three components of the current-induced spin polarization:

$$\begin{aligned} S_x &= -eE_x \hbar \\ & \times \int \frac{d^2\mathbf{k}}{(2\pi)^2} \left\{ \frac{1}{2\Gamma} \frac{\hbar^2 k_x}{2m\lambda_{\mathbf{k}}} (\alpha k_y + H_x) [f'(E_+) - f'(E_-)] \right. \\ & \quad + \frac{\alpha}{\Gamma} \frac{(\alpha k_y + H_x)(\alpha k_x - H_y)}{(2\lambda_{\mathbf{k}})^2 + (2\Gamma)^2} [f'(E_+) + f'(E_-)] \\ & \quad - \frac{\alpha H_z}{(2\lambda_{\mathbf{k}})^2} \frac{(2\Gamma)^2}{(2\lambda_{\mathbf{k}})^2 + (2\Gamma)^2} [f'(E_+) + f'(E_-)] \\ & \quad \left. - \frac{\alpha H_z}{4\lambda_{\mathbf{k}}^3} [f(E_-) - f(E_+)] \right\}, \end{aligned} \quad (13)$$

$$\begin{aligned} S_y &= eE_x \hbar \\ & \times \int \frac{d^2\mathbf{k}}{(2\pi)^2} \left\{ \frac{1}{4\Gamma} \frac{\alpha}{\lambda_{\mathbf{k}}^2} (\alpha k_x - H_y)^2 [f'(E_+) + f'(E_-)] \right. \\ & \quad + \frac{\hbar^2}{m\lambda_{\mathbf{k}}} (\alpha k_x - H_y) \frac{1}{4\Gamma} [f'(E_+) - f'(E_-)] \\ & \quad \left. + \frac{\alpha\Gamma}{\lambda_{\mathbf{k}}^2} \left(1 - \frac{(\alpha k_x - H_y)^2}{\lambda_{\mathbf{k}}^2} \right) \frac{f'(E_+) + f'(E_-)}{(E_+ - E_-)^2 + (2\Gamma)^2} \right\}, \end{aligned} \quad (14)$$

$$\begin{aligned} S_z &= -eE_x \hbar \\ & \times \int \frac{d^2\mathbf{k}}{(2\pi)^2} \left\{ \frac{\alpha H_z}{\Gamma} \frac{\alpha k_x - H_y}{(2\lambda_{\mathbf{k}})^2 + (2\Gamma)^2} [f'(E_+) + f'(E_-)] \right. \\ & \quad + \frac{\hbar^2 k_x}{2m} \frac{H_z}{\lambda_{\mathbf{k}}} \frac{1}{2\Gamma} [f'(E_+) - f'(E_-)] \\ & \quad - \frac{\alpha}{4\lambda_{\mathbf{k}}^2} \frac{(2\Gamma)^2 (H_x + \alpha k_y)}{(2\lambda_{\mathbf{k}})^2 + (2\Gamma)^2} [f'(E_+) + f'(E_-)] \\ & \quad \left. - \frac{\alpha}{4\lambda_{\mathbf{k}}^3} (H_x + \alpha k_y) [f(E_+) - f(E_-)] \right\}. \end{aligned} \quad (15)$$

Details on the derivation of the above equations are presented in the Appendix A. Before presenting results on the current-induced spin polarization for an arbitrary orientation of the exchange field, we consider first some special cases.

III. SPECIAL CASES

A. Zero exchange field

First, we reconsider the limit of zero exchange field, i.e. the limit of a nonmagnetized 2DEG, when only the y component of spin polarization survives. The general expression for S_y takes then the following form:

$$S_y = eE_x \hbar \int \frac{dkk}{(2\pi)^2} \left\{ \alpha \frac{\pi}{4\Gamma} [f'(E_+) + f'(E_-)] + \alpha \pi \Gamma \frac{f'(E_+) + f'(E_-)}{(2\alpha k)^2 + (2\Gamma)^2} + \pi \frac{\hbar^2 k}{4m\Gamma} [f'(E_+) - f'(E_-)] \right\}, \quad (16)$$

where $f' = \partial f / \partial E$. Note that in this limit the eigenvalues have the form $E_{\pm} = \varepsilon_k \pm \alpha k$.

In the low-temperature regime, the above integrals can be evaluated analytically and one arrives at

$$S_y = -eE_x \hbar \int \frac{dkk}{(2\pi)^2} \left\{ \alpha \frac{\pi}{4\Gamma} [\delta(E_+ - \mu) + \delta(E_- - \mu)] + \alpha \pi \Gamma \frac{\delta(E_+ - \mu) + \delta(E_- - \mu)}{(2\alpha k)^2 + (2\Gamma)^2} + \pi \frac{\hbar^2 k}{4m\Gamma} [\delta(E_+ - \mu) - \delta(E_- - \mu)] \right\}. \quad (17)$$

When both subbands are occupied (which corresponds to $\mu > 0$), the Dirac delta functions in the above equation can be written in the form

$$\delta(E_{\pm} - \mu) = \frac{m}{\sqrt{2m\mu\hbar^2 + m^2\alpha^2}} \delta(k - k_{\pm}), \quad (18)$$

and finally one obtains

$$S_y = \frac{1}{2} eE_x \frac{m\alpha}{2\pi\hbar^2} \tau - eE_x \frac{\hbar m \alpha}{16\pi\Gamma \sqrt{2m\mu\hbar^2 + m^2\alpha^2}} \times \left[\frac{k_+}{1 + (\alpha k_+ / \Gamma)^2} + \frac{k_-}{1 + (\alpha k_- / \Gamma)^2} \right], \quad (19)$$

with $k_{\pm} = \mp \frac{m\alpha}{\hbar^2} + \frac{1}{\hbar^2} \sqrt{m^2\alpha^2 + 2m\mu\hbar^2}$. The first term of Eq.(19) corresponds to the Edelstein expression for the current-induced spin polarization in the so-called *bubble approximation*,

$$S_y^0 = \frac{1}{2} eE_x \frac{m\alpha}{2\pi\hbar^2} \tau. \quad (20)$$

Note, the impurity vertex correction is neglected in our considerations. Such a correction leads to some renormalization of the spin polarization (for details see e.g. Ref. [5 and 35]). The second term in (19) is a correction which originates from the imaginary term in the nominator of the Green function and products of two retarded or two advanced Green's functions (omitted in Ref. 5). Note,

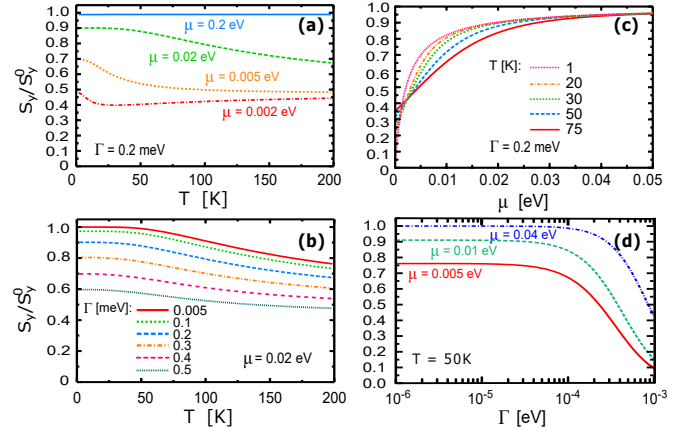


FIG. 2. Temperature dependence of the spin polarization for different values of μ (a) and for different values of Γ (b). Spin polarization as a function of chemical potential for different values of temperature T (c), and spin polarization as a function of μ for different values of chemical potential μ (d). The spin polarization is normalized to the Edelstein term S_y^0 [see Eq.(20)]. In numerical calculations it was assumed: $m = 0.07m_0$ (m_0 being the electron rest mass), $\alpha = 2 \cdot 10^{-11}$ eV/m, and $eE_x = -5 \cdot 10^{-2}$ eV/m. Other parameters as indicated.

the second term in Eq.(19) vanishes in the quasi-ballistic limit (low impurities concentration), when $\Gamma \rightarrow 0$.

In the general case, i.e. for arbitrary T and arbitrary chemical potential μ , one should use the general formula (16). However, one point requires some comment. It is known, that for impurities with short-range (δ -like) potential and $\mu > 0$, the parameter Γ is constant, while for negative μ it increases and diverges when μ approaches the bottom of the lower energy band^{36,37}. Thus, at a certain value of μ , $\mu = \mu_{loc}$, the Ioffe-Regel localization condition³⁸ is obeyed, and the states become localized below μ_{loc} . Accordingly, the results are valid beyond the localization regime, i.e. for $\mu > \mu_{loc}$.

Now, we present some numerical results. In Fig.2(a) we show the temperature dependence of spin polarization for four different values of chemical potential μ . Here, we should mention that the chemical potential also depends on temperature, thus a fixed value of chemical potential means that the carrier concentration varies. If however the system is gated one can keep chemical potential constant. Apart from this, the relaxation time τ (and thus the parameter Γ) may also depend on temperature T . This dependence, however, is neglected in Fig.2. The spin polarization S_y was obtained from Eq.(16) and is normalized there to the corresponding value of S_y^0 (note S_y^0 does not depend explicitly on temperature). For the largest value of μ , the S_y component remains almost constant in the temperature range shown in Fig.2(a), and is roughly equal to the corresponding value of S_y^0 . For smaller values of μ , in turn, the spin polarization becomes reduced monotonously with increasing T (see the curves for $\mu = 0.02$ eV and $\mu = 0.005$ eV). For still lower values

of μ , the temperature dependence is nonmonotonous - it first decreases and then slightly increases with temperature. To understand this behaviour we plot in Fig.2(c) the spin polarization S_y as a function of chemical potential for several values of temperature and the same Γ as in Fig.2(a). This figure clearly shows that spin polarization tends to S_y^0 with increasing μ . Such a behavior is reasonable as the second term in Eq.(19) decreases with increasing μ (the effective role of finite Γ decreases with increasing μ (the effective role of finite Γ decreases with increasing $E_+ - E_-$). For small values of μ , however, the second term in Eq.(19) plays a role and the spin polarization is reduced. The temperature dependence appears when $E_+ - E_-$ at the Fermi level is of the order or smaller than kT , which takes place in the region of small values of μ . Moreover, this figure also shows that S_y decreases with increasing T , except a narrow region of small values of μ , where the temperature dependence is nonmonotonous, exactly like in Fig.2(a). The temperature dependence is also shown in Fig.2(b) for several values of Γ . This figure also shows that the correction due to the second term in Eq.(19) increases with increasing Γ . The latter behavior is shown explicitly in Fig.2(d) for indicated values of μ . The decrease of spin polarization with increasing Γ is physically clear as the effective separation of the two Rashba bands becomes reduced with increasing Γ . The second term in Eq.(19) plays then an important role and leads to reduction of spin polarization.

B. Exchange field perpendicular to plane of 2DEG

Consider now a magnetized 2DEG and let us begin with the situation when the exchange field (or equivalently substrate magnetization) is perpendicular to the plane of 2DEG, $\mathbf{H} = (0, 0, H_z)$. The eigenvalues of Hamiltonian (1) reduce now to the form $E_{\pm} = \varepsilon_k \pm \zeta$, with $\zeta = \sqrt{H^2 + \alpha^2 k^2}$.

The general expressions describing the two nonzero components of spin polarization take the forms

$$S_x = eE_x \hbar \int \frac{dkk}{2\pi} \frac{\alpha H_z}{(2\zeta)^2} \left\{ \frac{\Gamma^2}{\zeta^2 + \Gamma^2} [f'(E_+) - f'(E_-)] - \frac{1}{\zeta} [f(E_+) - f(E_-)] \right\}, \quad (21)$$

$$S_y = eE_x \hbar \int \frac{dkk}{(2\pi)^2} \alpha \pi \left\{ \frac{\alpha^2 k^2}{4\Gamma \zeta^2} [f'(E_+) + f'(E_-)] + \frac{\hbar^2 k^2}{4\Gamma m \zeta} [f'(E_+) - f'(E_-)] + \Gamma \left(2 - \frac{\alpha^2 k^2}{\zeta^2} \right) \frac{f'(E_+) + f'(E_-)}{(2\zeta)^2 + (2\Gamma)^2} \right\}, \quad (22)$$

while $S_z = 0$. Accordingly, the electric field generates now spin polarization with both in-plane components nonzero, while the component normal to the plane of 2DEG (along the exchange field) vanishes exactly. Thus, the exchange field generates spin polarization along the

electric field and also modifies the spin polarization along the axis y .

In the low temperature limit equations (21) and (22) lead to the following analytical expressions:

$$S_x = -\hbar \frac{e}{8\pi} E_x \frac{H_z}{\alpha} \left[\frac{\zeta_+ - \zeta_-}{\zeta_+ \zeta_-} + \alpha^2 \left(\frac{\nu_+}{\zeta_+^2} \frac{1}{1 + (\zeta_+/\Gamma)^2} - \frac{\nu_-}{\zeta_-^2} \frac{1}{1 + (\zeta_-/\Gamma)^2} \right) \right], \quad (23)$$

$$S_y = -\hbar \frac{e}{16\pi} E_x \frac{\alpha}{\Gamma} \left[\frac{k_+^2}{\zeta_+} - \frac{k_-^2}{\zeta_-} \right] - \hbar \frac{e}{16\pi} E_x \left[\left(1 - \frac{H_z}{\zeta_+} \right) \frac{\nu_+}{1 + (\zeta_+/\Gamma)^2} + \left(1 - \frac{H_z}{\zeta_-} \right) \frac{\nu_-}{1 + (\zeta_-/\Gamma)^2} \right], \quad (24)$$

where $\nu_{\pm} = \frac{m}{\hbar^2} (1 \pm \frac{m\alpha^2}{\hbar^2 \zeta_{\pm}})^{-1}$ represent the density of states corresponding to the E_{\pm} subbands, respectively, $\zeta_{\pm} = \zeta(k = k_{\pm})$, and $k_{\pm} = \frac{\sqrt{2m}}{\hbar^2} \sqrt{m\alpha^2 + \mu \hbar^2 \mp \sqrt{m^2 \alpha^4 + 2m\alpha^2 \hbar^2 \mu + H_z^2 \hbar^4}}$ are the Fermi wavevectors corresponding to the two subbands.

In the ballistic limit (extremely long relaxation time), Eq. (21) takes the form

$$S_x = -eE_x \hbar \int \frac{dkk}{2\pi} \frac{\alpha H_z}{4\zeta^3} [f(E_+) - f(E_-)], \quad (25)$$

which after integration over k leads to

$$S_x = -\hbar \frac{e}{8\pi} E_x \frac{H_z}{\alpha} \frac{\zeta_+ - \zeta_-}{\zeta_+ \zeta_-}, \quad (26)$$

i.e. to the first term in Eq.(23). The above expression does not depend on the relaxation time and due to the mathematical form of Eq.(25) it may be identified as the Berry phase related contribution to the spin polarization, that in turn may be responsible for anti-damping spin-torque. For details see Section V.

Numerical results on the current-induced spin polarization of the magnetized 2DEG with the exchange field oriented perpendicularly to the plane are shown in Fig.3. The dependence of S_x and S_z on the exchange field JM_0 is presented in Figs 3(a) and 3(b), respectively. Figure 3(a) clearly shows that S_x vanishes in the limit of zero exchange field and then its magnitude grows rather fast with increasing JM_0 . Then, it decreases to zero for large exchange fields. Magnitude of S_y , in turn, is nonzero for zero exchange field, and increases with increasing JM_0 . It reaches a maximum at some value of JM_0 , and then decreases with a further increase in JM_0 . Such a behavior with JM_0 can be understood since the relative role of Rashba coupling decreases with increasing JM_0 . Note, that the S_x component is antisymmetrical with respect to sign reversal of JM_0 , while the S_y component is then symmetrical. Figures 3(c) and 3(d) present the x and y components of spin polarization as a function of temperature for fixed values of chemical potential and JM_0 . In

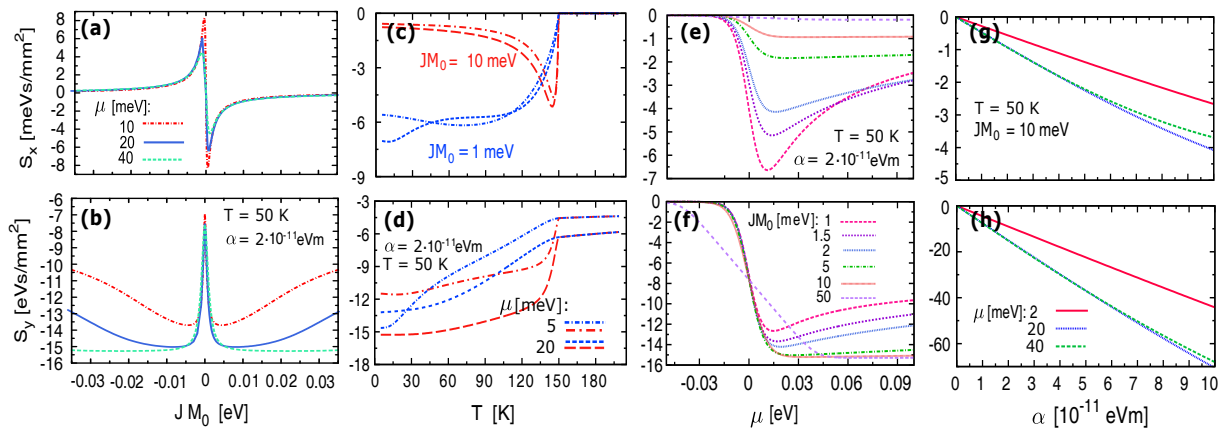


FIG. 3. In-plane components of the current-induced spin polarization for the exchange field normal to the plane of 2DEG. (a,b) Variation of S_x (a) and S_y (b) components of the current-induced spin polarization with the exchange field JM_0 for indicated values of the chemical potential. (c,d) Dependence of S_x (c) and S_y (d) on temperature for different values of magnetization JM_0 and chemical potential μ . Here, the red (blue) curves correspond to $JM_0 = 10$ meV ($JM_0 = 1$ meV). (e,f) The components S_x (e) and S_y (f) as a function of the chemical potential for indicated values of JM_0 . (g,h) The components S_x (g) and S_y (h) as a function of the Rashba coupling parameter α for indicated values of the chemical potential. Numerical results have been obtained for $\Gamma = 0.5 \cdot 10^{-6}$ eV, $T_c = 150$ K, and parameters indicated in the figures (note, the parameters in the bottom panel are the same as in the top panel). The other parameters are as in Fig.2.

numerical calculations we have assumed $T_c = 150$ K and therefore the S_x component vanishes for $T \geq 150$ K. In turn, the S_y components is remarkably enhanced below T_c and drops to a weakly temperature dependent value (for fixed chemical potential and the parameter Γ) when $T \geq 150$ K.

Variation of spin polarization with the chemical potential is presented in Figs 3(e) and 3(f) for different magnitudes of the exchange field JM_0 . Magnitudes of both components increase monotonously with μ when μ is inside the energy region between the bottom edges of the two subbands. For μ in the vicinity of the bottom of higher energy band, these components reach maximum values and for larger μ they decrease with increasing μ . Note, the component S_x is roughly three orders of magnitude smaller than the S_y component.

In Fig. 3(g) and 3(h) we show the x and y components of the spin polarization as a function of the Rashba coupling constant. These figures clearly show that the absolute values of both components increase roughly linearly with α . However, some deviations from this linear dependence appear above certain values of α , where the increase is smaller.

C. Exchange field in plane of 2DEG and perpendicular to electric field

In this section we consider the current-induced spin polarization for the magnetization vector (exchange field) oriented along the y axis, i.e. when the exchange field is in the plane of two-dimensional electron gas and perpendicular to the current. In such a case the x and z components of the current-induced spin polarization vanish

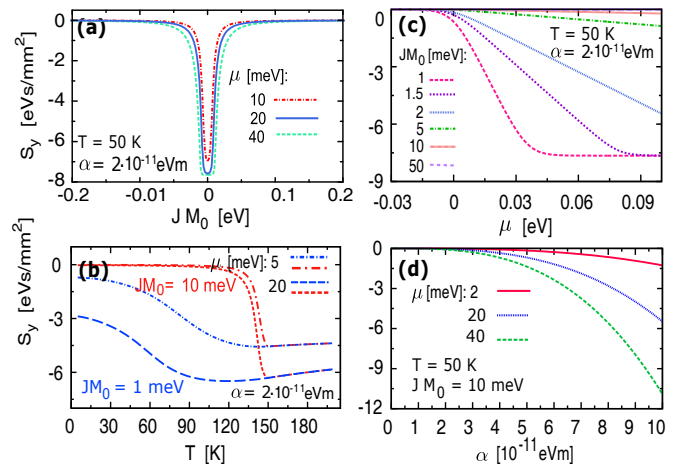


FIG. 4. Current-induced spin polarization in the case when exchange field is along the y -axis. (a) Spin polarization plotted as a function of the exchange field JM_0 for several values of chemical potential. (b) S_y as a function of temperature for indicated values of μ and JM_0 . Here, the red (blue) curves correspond to $JM_0 = 10$ meV ($JM_0 = 1$ meV). (c) Variation of the spin polarization with the chemical potential μ for fixed values of exchange field; (d) S_y as a function of the Rashba constant α for indicated values of the chemical potential. Other parameters as in Fig.3.

exactly, and the only nonzero component is S_y - like in the case of zero exchange field. This component, however, is modified by the exchange field.

Numerical results for S_y are shown in Fig.4, where variation of S_y with the exchange field JM_0 , Fig.4(a), clearly shows that the spin polarization decreases relatively fast with increasing absolute value of JM_0 and is suppressed

when the Zeeman-like term (due to exchange coupling to the substrate) dominates over the Rashba term. The suppression to zero of spin polarization at large JM_0 appears due to strong modification of electronic states by the Zeeman like term, and takes place for all values of chemical potential.

Temperature dependence of S_y is shown in Fig.4(b) for two values of chemical potential and two values of JM_0 . For the larger value of JM_0 , the spin polarization S_y vanishes in a broad temperature region and then increases when T approaches the Curie temperature, reaching the magnitude of S_y in the limit of a nonmagnetized 2DEG. This behavior is consistent with that in Fig.4a

In Fig.4(c) we show S_y as a function of chemical potential. As follows from this figure, S_y increases monotonously with the chemical potential increasing from the minimum of the lower subband, and then becomes saturated for large values of μ . The rate of this increase as well as the chemical potential at which the saturation appears depend on JM_0 . Spin polarization as a function of the Rashba parameter α is shown in Fig.4 (d) for indicated values of the exchange field. In general, the y component of spin polarization increases now nonlinearly with the Rashba constant.

D. Exchange field in plane of 2DEG and collinear with electric field

When the exchange field is oriented along the x axis, i.e. it is collinear with the external electric field, the x component of spin polarization vanishes, whereas the y and z components are non-zero. In general, the S_z component of spin polarization is roughly three orders of magnitude smaller than the S_y component. Variation of both components with the exchange field JM_0 , temperature, chemical potential, and Rashba constant is presented in Figs5 (a-d).

Behavior of the S_y and S_z components with JM_0 , T , μ and α is qualitatively similar to the corresponding behavior of the components S_y and S_x in the case with the exchange field normal to the plane of 2DEG, see Fig.3. There are some differences of rather quantitative character, which follow from different electronic bands in these two situations. For instance, the S_z component varies with the chemical potential in a slightly different manner than the S_x component in Fig.3. Weak difference also appear in the variation of the S_y component with temperature for T below the Curie temperature T_c . Similarly as in Fig. 3, both components behave almost linearly with the Rashba parameter α .

IV. NUMERICAL RESULTS FOR ARBITRARILY ORIENTED EXCHANGE FIELD

Up to now we have discussed only some specific situations, when the exchange field is oriented along the three

main directions: (i) along the electric field, (ii) normal to the electric field and to the plane of 2DEG, and (iii) normal to the electric field and oriented in the plane of 2DEG. Now let us consider a general case, when the exchange field is oriented arbitrarily. This orientation is described by the polar θ and azimuthal ξ angles, as shown in Fig.1. Generally, all three components of spin polarization (i.e. S_x , S_y and S_z) can be nonzero. In Fig. 6 we present these components as a function of both θ and ξ angles, see left panel in this figure. The right panel, in turn, presents several vertical cross-sections of the corresponding density plots from the left panel. In the specific configurations considered in the preceding section, the results shown in Fig. 6 reduce to the corresponding ones discussed in Sec.3. This figure shows the regions in the (θ, ξ) plane, where particular components of the spin polarization are large and where are small or suppressed to zero .

The results in a general case, like those presented in Fig. 6 are required when considering magnetic dynamics induced by spin torque due to spin polarization. Magnetic moment (and thus also exchange field) precesses then in space, and this time evolution is associated with time evolution of the spin polarization. In this paper, however, we do not consider dynamical properties and focus rather on evaluating spin polarization in static situations.

V. RELATION WITH THE BERRY CURVATURE

Recently H. Kurebayashi et al.³⁹, based on experimental results, have proposed the anti-damping spin-orbit torque mediated by the Berry phase⁴⁰. In other words, they showed that the Berry curvature gives rise to the spin-orbit torque in systems with broken inversion symmetry.

Our results given by Eqs. (13)-(15) show that when the exchange field is nonzero, the inversion symmetry is broken and the general expressions for the x and z components of the spin polarization contain terms that do not depend on relaxation rate, but are functions of the Fermi-Dirac distribution function instead of its derivative. Thus, taking into account the notation well known in the context of the anomalous Hall effect, we can rewrite Eqs (13)-(15) as follows:

$$S_\alpha = S_\alpha^I + S_\alpha^{II} \quad (27)$$

where the first term depends on the states in a close vicinity of the Fermi level: $S_\alpha^I = S_\alpha[f'(E_\pm)]$, while the second term contains information from all electronic states: $S_\alpha^{II} = S_\alpha[f(E_\pm)]$. Now we show that the terms S_α^{II} are related to the Berry curvature.

To do this let us rewrite the Hamiltonian (1) in the following form:

$$H = \varepsilon_k \sigma_0 + \mathbf{n} \cdot \boldsymbol{\sigma} \quad (28)$$

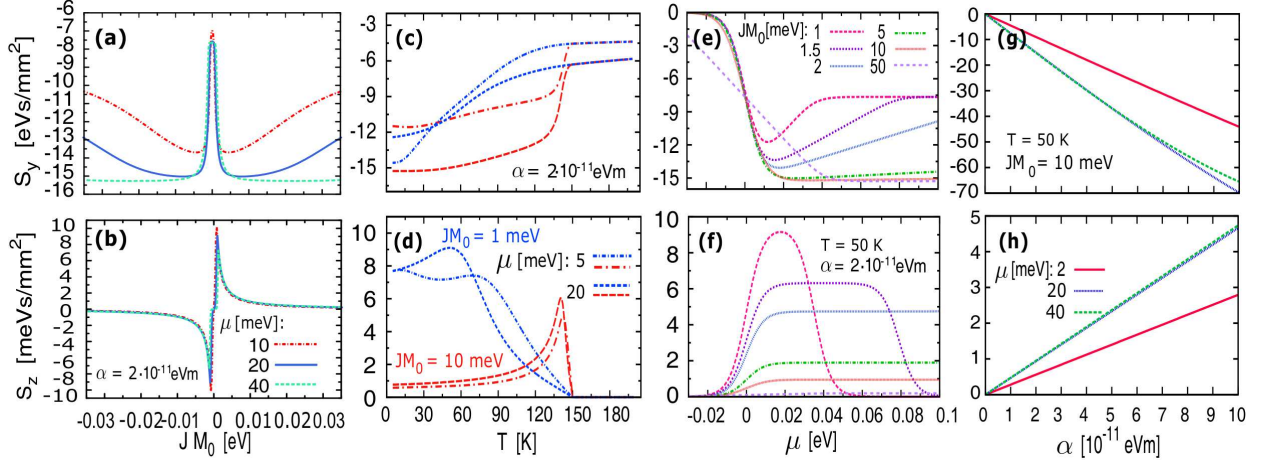


FIG. 5. Current-induced spin polarization in case when the exchange field is parallel to the electric field for indicated parameters. Variation of the spin polarization components with the exchange field for indicated values of chemical potential (a,b); with temperature for $JM_0 = 10$ meV (red curves), $JM_0 = 1$ meV (blue curves), and for indicated chemical potential μ (c,d); with the chemical potential for indicated values of JM_0 (e,f); and with the Rashba coupling parameter α for indicated values of chemical potential (f,g). Note, the parameters used for the top panel are the same as the corresponding ones in the bottom panel. Other parameters as in Fig. 3

where $\mathbf{n} = (\alpha k_y - H_x, -\alpha k_x - H_y, -H_z)$, and $\varepsilon_k = \hbar^2(k_x^2 + k_y^2)/2m$. The eigenvectors corresponding to the eigenvalues E_{\pm} can be written as

$$|\Psi_+\rangle = \begin{pmatrix} \frac{\sqrt{\lambda_k + n_z}}{2\lambda_k} \\ -\frac{n_x + in_y}{\sqrt{2\lambda_k(\lambda_k + n_z)}} \end{pmatrix}, \quad (29)$$

$$|\Psi_-\rangle = \begin{pmatrix} -\frac{n_x - in_y}{\sqrt{2\lambda_k(\lambda_k + n_z)}} \\ \frac{\sqrt{\lambda_k + n_z}}{2\lambda_k} \end{pmatrix}. \quad (30)$$

The Berry curvature of the n -th ($n = 1, 2$) band, $\vec{\mathcal{B}}_n(\mathbf{k})$, is defined as the rotation of the Berry connection $\vec{\mathcal{A}}_n(\mathbf{k}) = i \langle \Psi_n | \nabla_{\mathbf{k}} | \Psi_n \rangle$ (for details see Refs 41–43). Thus one can write

$$\mathcal{B}_n^z(\mathbf{k}) = i \left[\frac{\partial}{\partial k_x} \langle \Psi_n | \frac{\partial}{\partial k_y} | \Psi_n \rangle - \frac{\partial}{\partial k_y} \langle \Psi_n | \frac{\partial}{\partial k_x} | \Psi_n \rangle \right]. \quad (31)$$

Combining Eqs. (28) to (30) we find for the Berry curvature,

$$\mathcal{B}_{\pm}^z(\mathbf{k}) = \mp \frac{\alpha^2 H_z}{2\lambda_k^3}. \quad (32)$$

Taking the expression above into account, the Berry phase related terms in the electrically generated spin polarization can be written as

$$S_x^{II} = \frac{1}{2} e E_x \frac{\hbar}{\alpha} \sum_n \int \frac{d^2 \mathbf{k}}{(2\pi)^2} f(E_n) \mathcal{B}_n^z(\mathbf{k}) \quad (33)$$

$$S_y^{II} = 0 \quad (34)$$

$$S_z^{II} = -\frac{1}{2} e E_x \hbar \sum_n \int \frac{d^2 \mathbf{k}}{(2\pi)^2} f(E_n) \frac{\alpha k_y + H_x}{\alpha H_z} \mathcal{B}_n^z. \quad (35)$$

Note, these terms disappear in the absence of exchange field.

VI. SPIN-ORBIT TORQUE

Due to exchange interaction, the current induced spin polarization exerts a torque $\boldsymbol{\tau}$ on the magnetic moment \mathbf{M} . This torque enters the Landau-Lifshitz-Gilbert equation for magnetic dynamics,

$$\frac{\partial \mathbf{m}}{\partial t} = -\gamma \mathbf{m} \times \mathbf{h}_{\text{eff}} + \alpha_g \mathbf{m} \times \frac{\partial \mathbf{m}}{\partial t} + \boldsymbol{\tau}, \quad (36)$$

where $\mathbf{m} = \mathbf{M}/M$ is a unit vector along magnetic moment \mathbf{M} , \mathbf{h}_{eff} is the effective magnetic field which includes external magnetic field, dipolar field, and anisotropy field, α_g is the Gilbert damping factor, and γ is the gyro-magnetic factor.

To find the torque $\boldsymbol{\tau}$ we write the coupling energy of the magnetic moment and induced spin polarization as $= (2J/\hbar) \mathbf{S} \cdot \mathbf{M} = -\mathbf{M} \cdot \mathbf{h}_{\text{so}}$, where \mathbf{h}_{so} is defined as

$$\mathbf{h}_{\text{so}} = -\frac{2J}{\hbar} \mathbf{S}. \quad (37)$$

Taking the above into account, one can write the torque $\boldsymbol{\tau}$ as a sum of a field-like torque $\boldsymbol{\tau}_f$ and damping-like torque $\boldsymbol{\tau}_d$,

$$\boldsymbol{\tau} = \boldsymbol{\tau}_f + \boldsymbol{\tau}_d. \quad (38)$$

These components can be written in terms of the spin-orbit field \mathbf{h}_{so} as

$$\boldsymbol{\tau}_f = -\gamma \mathbf{m} \times \mathbf{h}_{\text{so}} \quad (39)$$

for the field-like term, and

$$\boldsymbol{\tau}_d = -\alpha_g \gamma \mathbf{m} \times (\mathbf{m} \times \mathbf{h}_{\text{so}}) \quad (40)$$

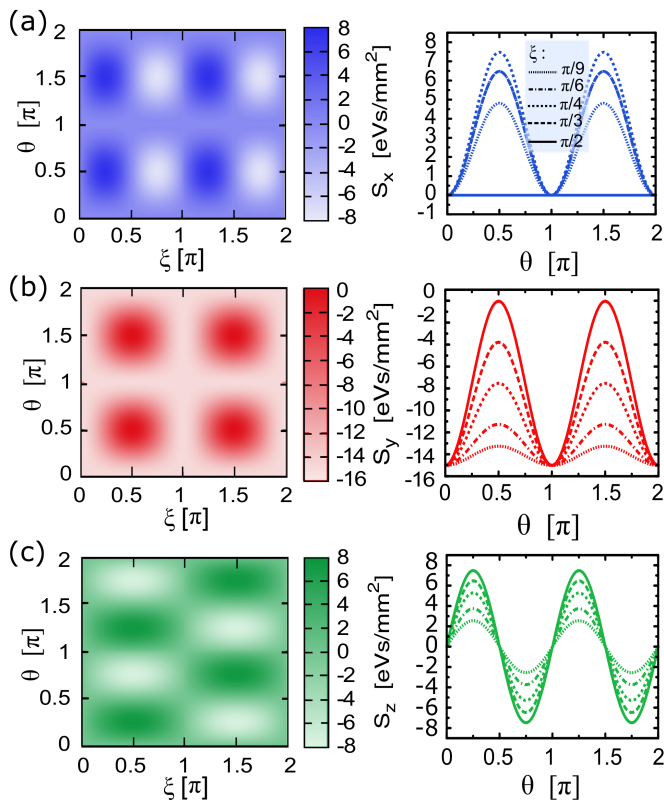


FIG. 6. Spin polarization induced by an external electric field in the presence of arbitrarily oriented exchange field. Left panel presents the three components of spin polarization as a function of θ and ξ . The right panel shows the corresponding vertical cross-sections (for a few values of the angle ξ). The parameters assumed in numerical calculations are: $\mu = 0.02$ eV, $\alpha = 2 \cdot 10^{-11}$ eVm, $JM_0 = 0.01$ eV, $\Gamma = 0.5 \cdot 10^{-6}$ eV and $T = 50$ K. The other parameters as in Fig.3.

for the damping-like term. Since the spin polarization includes terms related to the Berry curvature, the resulting spin-orbit torques include terms related to the Berry curvature as well.

VII. SUMMARY AND CONCLUSIONS

Using the Matsubara Green function method we have calculated current-induced spin polarization in a magnetized two-dimensional electron gas with the Rashba spin-orbit interaction. The exchange field is shown to have a significant impact on the spin polarization. First, For some orientations of the exchange field, the component of spin polarization that appears in the absence of exchange field can be enhanced by the exchange field, while for other orientations this component can be suppressed. Second, exchange field also generates the components of spin polarization which are absent in the limit of vanishing exchange field. We also note, that the states at the band edges may become localized due to disorder and the results may be not valid in the localization regime.

Analytical and/or numerical results have been presented in some special cases, when exchange field is oriented along current or perpendicular to current (in-plane and perpendicular to the plane of 2DEG in the latter case). Numerical results have been also presented in a general case of arbitrary orientation of exchange field. We have found that the exchange field leads to terms in the spin polarization that can be related to the Berry curvature of the corresponding electron bands. Since the calculated spin polarization generates a torque which may induce dynamics of the magnetic moment, this torque includes terms related to the Berry curvature as well.

ACKNOWLEDGMENTS

This work was supported by the Polish Ministry of Science and Higher Education through a research project Iuventus Plus in years 2015-2017 (project No. 0083/IP3/2015/73). A.D. also acknowledges support from the Foundation for Polish Science (FNP). V.D. acknowledges support from the National Science Center in Poland under Grant No. DEC-2012/06/M/ST3/00042.

Appendix A: Derivation of Eqs. (13), (14), (15)

The current induced spin polarization is evaluated starting from the equation (10) that we rewrite in the following form:

$$S_\alpha = -eE_x \frac{\hbar}{\omega} \int \frac{d^2\mathbf{k}}{(2\pi)^2} \left(\mathcal{T}_{S_\alpha}^{(1)} + \mathcal{T}_{S_\alpha}^{(2)} \right), \quad (\text{A1})$$

where:

$$\mathcal{T}_{S_\alpha}^{(1)} = \int \frac{d\varepsilon}{2\pi} f(\varepsilon) \mathcal{I}_{S_\alpha}^{(1)}(\varepsilon + \omega, \varepsilon), \quad (\text{A2})$$

$$\mathcal{T}_{S_\alpha}^{(2)} = \int \frac{d\varepsilon}{2\pi} f(\varepsilon) \mathcal{I}_{S_\alpha}^{(2)}(\varepsilon, \varepsilon - \omega), \quad (\text{A3})$$

and the following notation has been introduced:

$$\mathcal{I}_{S_x}^{(1)}(\varepsilon + \omega, \varepsilon) = \text{Tr} \left\{ \hat{s}_\alpha G_{\mathbf{k}}^R(\varepsilon + \omega) \hat{v}_x [G_{\mathbf{k}}^R(\varepsilon) - G_{\mathbf{k}}^A(\varepsilon)] \right\}, \quad (\text{A4})$$

$$\mathcal{I}_{S_x}^{(2)}(\varepsilon, \varepsilon - \omega) = \text{Tr} \left\{ \hat{s}_\alpha [G_{\mathbf{k}}^R(\varepsilon) - G_{\mathbf{k}}^A(\varepsilon)] \hat{v}_x G_{\mathbf{k}}^A(\varepsilon - \omega) \right\}, \quad (\text{A5})$$

According to the above notation the S_x component of spin polarization is described by the following expressions:

$$\begin{aligned} \mathcal{I}_{S_x}^{(1)}(\varepsilon + \omega, \varepsilon) &= \frac{\hbar^2 k_x}{2m\lambda_{\mathbf{k}}} (\alpha k_y - H_x) \left[G_{\mathbf{k}-}^R(\varepsilon + \omega) G_{\mathbf{k}-}^A(\varepsilon) - G_{\mathbf{k}-}^R(\varepsilon + \omega) G_{\mathbf{k}-}^R(\varepsilon) + G_{\mathbf{k}+}^R(\varepsilon + \omega) G_{\mathbf{k}+}^R(\varepsilon) - G_{\mathbf{k}+}^R(\varepsilon + \omega) G_{\mathbf{k}+}^A(\varepsilon) \right] \\ &\quad - \frac{\alpha}{2\lambda_{\mathbf{k}}^2} (\alpha k_y - H_x) (\alpha k_x + H_y) \left[G_{\mathbf{k}-}^R(\varepsilon + \omega) G_{\mathbf{k}-}^A(\varepsilon) - G_{\mathbf{k}-}^R(\varepsilon + \omega) G_{\mathbf{k}+}^A(\varepsilon) - G_{\mathbf{k}-}^R(\varepsilon + \omega) G_{\mathbf{k}-}^R(\varepsilon) + G_{\mathbf{k}-}^R(\varepsilon + \omega) G_{\mathbf{k}+}^R(\varepsilon) \right. \\ &\quad \left. - G_{\mathbf{k}+}^R(\varepsilon + \omega) G_{\mathbf{k}-}^A(\varepsilon) + G_{\mathbf{k}+}^R(\varepsilon + \omega) G_{\mathbf{k}+}^A(\varepsilon) + G_{\mathbf{k}+}^R(\varepsilon + \omega) G_{\mathbf{k}-}^R(\varepsilon) - G_{\mathbf{k}+}^R(\varepsilon + \omega) G_{\mathbf{k}+}^R(\varepsilon) \right] \\ &\quad - i \frac{\alpha}{2\lambda_{\mathbf{k}}} H_z \left[G_{\mathbf{k}-}^R(\varepsilon + \omega) G_{\mathbf{k}+}^A(\varepsilon) - G_{\mathbf{k}-}^R(\varepsilon + \omega) G_{\mathbf{k}+}^R(\varepsilon) - G_{\mathbf{k}+}^R(\varepsilon + \omega) G_{\mathbf{k}-}^A(\varepsilon) + G_{\mathbf{k}+}^R(\varepsilon + \omega) G_{\mathbf{k}-}^R(\varepsilon) \right] \end{aligned} \quad (\text{A6})$$

$$\begin{aligned} \mathcal{I}_{S_x}^{(2)}(\varepsilon, \varepsilon - \omega) &= \frac{\hbar^2 k_x}{2m\lambda_{\mathbf{k}}} (\alpha k_y - H_x) \left[G_{\mathbf{k}-}^A(\varepsilon) G_{\mathbf{k}-}^A(\varepsilon - \omega) - G_{\mathbf{k}+}^A(\varepsilon) G_{\mathbf{k}+}^A(\varepsilon - \omega) - G_{\mathbf{k}-}^R(\varepsilon) G_{\mathbf{k}-}^A(\varepsilon) + G_{\mathbf{k}+}^R(\varepsilon) G_{\mathbf{k}+}^A(\varepsilon - \omega) \right] \\ &\quad - \frac{\alpha}{2\lambda_{\mathbf{k}}^2} (\alpha k_x + H_y) (\alpha k_y - H_x) \left[G_{\mathbf{k}-}^A(\varepsilon) G_{\mathbf{k}-}^A(\varepsilon - \omega) - G_{\mathbf{k}+}^A(\varepsilon) G_{\mathbf{k}-}^A(\varepsilon - \omega) - G_{\mathbf{k}-}^R(\varepsilon) G_{\mathbf{k}-}^A(\varepsilon - \omega) + G_{\mathbf{k}+}^R(\varepsilon) G_{\mathbf{k}-}^A(\varepsilon - \omega) \right. \\ &\quad \left. - G_{\mathbf{k}-}^A(\varepsilon) G_{\mathbf{k}+}^A(\varepsilon - \omega) + G_{\mathbf{k}+}^A(\varepsilon) G_{\mathbf{k}+}^A(\varepsilon - \omega) + G_{\mathbf{k}-}^R(\varepsilon) G_{\mathbf{k}+}^A(\varepsilon - \omega) - G_{\mathbf{k}+}^R(\varepsilon) G_{\mathbf{k}+}^A(\varepsilon - \omega) \right] \\ &\quad - i \frac{\alpha}{\lambda_{2\mathbf{k}}} H_z \left[G_{\mathbf{k}-}^A(\varepsilon) G_{\mathbf{k}+}^A(\varepsilon - \omega) - G_{\mathbf{k}+}^A(\varepsilon) G_{\mathbf{k}-}^A(\varepsilon - \omega) - G_{\mathbf{k}-}^R(\varepsilon) G_{\mathbf{k}+}^A(\varepsilon - \omega) + G_{\mathbf{k}+}^R(\varepsilon) G_{\mathbf{k}-}^A(\varepsilon - \omega) \right] \end{aligned} \quad (\text{A7})$$

Inserting Eqs. (A6), (A7) into Eqs. (A2) and (A3) respectively we get:

$$\begin{aligned} \Re \left[\mathcal{I}_{S_x}^{(1)} + \mathcal{I}_{S_x}^{(2)} \right] &= \omega \frac{\hbar^2 k_x}{2m\lambda_{\mathbf{k}}} (\alpha k_y - H_x) \frac{2\Gamma}{\omega^2 + (2\Gamma)^2} [f'(E_+) - f'(E_-)] \\ &\quad + \omega \frac{\alpha}{2\lambda_{\mathbf{k}}^2} (\alpha k_x + H_y) (\alpha k_y - H_x) \frac{2\Gamma}{\omega^2 + (2\Gamma)^2} [f'(E_+) + f'(E_-)] \\ &\quad - \omega \Gamma \frac{\alpha}{\lambda_{\mathbf{k}}^2} (\alpha k_x + H_y) (\alpha k_y - H_x) \left(\frac{f'(E_-)}{(E_+ - E_- - \omega)^2 + (2\Gamma)^2} + \frac{f'(E_+)}{(E_+ - E_- + \omega)^2 + (2\Gamma)^2} \right) \\ &\quad - \omega \frac{\alpha}{2\lambda_{\mathbf{k}}} H_z \left(\frac{E_+ - E_- - \omega}{(E_+ - E_- - \omega)^2 + (2\Gamma)^2} f'(E_-) - \frac{E_+ - E_- + \omega}{(E_+ - E_- + \omega)^2 + (2\Gamma)^2} f'(E_+) \right) \\ &\quad + \omega \frac{\alpha}{2\lambda_{\mathbf{k}}} H_z \frac{E_+ - E_-}{(E_+ - E_-)^2 - \omega^2} [f'(E_+) + f'(E_-)] - \omega \frac{\alpha}{\lambda_{\mathbf{k}}} H_z \frac{f(E_+) - f(E_-)}{(E_+ - E_-)^2 - \omega^2} + \omega^2 \frac{\alpha}{2\lambda_{\mathbf{k}}} H_z \frac{f'(E_-) - f'(E_+)}{(E_+ - E_-)^2 - \omega^2} \end{aligned} \quad (\text{A8})$$

In the limit of $\omega \rightarrow 0$ we find x component of current-induced spin polarization given by Eq.(13).

In turn, the S_y component of spin polarization is expressed by the following functions:

$$\begin{aligned} \mathcal{I}_{S_y}^{(1)}(\varepsilon + \omega, \varepsilon) &= \frac{\alpha}{2} \left[G_{\mathbf{k}-}^R(\varepsilon + \omega) G_{\mathbf{k}-}^A(\varepsilon) + G_{\mathbf{k}+}^R(\varepsilon + \omega) G_{\mathbf{k}+}^A(\varepsilon) - G_{\mathbf{k}-}^R(\varepsilon + \omega) G_{\mathbf{k}-}^R(\varepsilon) - G_{\mathbf{k}+}^R(\varepsilon + \omega) G_{\mathbf{k}+}^R(\varepsilon) \right] \\ &\quad - \frac{\hbar^2 k_x}{2m\lambda_{\mathbf{k}}} (\alpha k_x + H_y) \left[G_{\mathbf{k}-}^R(\varepsilon + \omega) G_{\mathbf{k}-}^A(\varepsilon) - G_{\mathbf{k}-}^R(\varepsilon + \omega) G_{\mathbf{k}-}^R(\varepsilon) - G_{\mathbf{k}+}^R(\varepsilon + \omega) G_{\mathbf{k}+}^A(\varepsilon) + G_{\mathbf{k}+}^R(\varepsilon + \omega) G_{\mathbf{k}+}^R(\varepsilon) \right] \\ &\quad - \frac{\alpha}{2\lambda_{\mathbf{k}}^2} [(\alpha k_y - H_x)^2 + H_z^2] \left[G_{\mathbf{k}-}^R(\varepsilon + \omega) G_{\mathbf{k}-}^A(\varepsilon) - G_{\mathbf{k}+}^R(\varepsilon + \omega) G_{\mathbf{k}-}^A(\varepsilon) - G_{\mathbf{k}-}^R(\varepsilon + \omega) G_{\mathbf{k}-}^R(\varepsilon) + G_{\mathbf{k}-}^R(\varepsilon + \omega) G_{\mathbf{k}+}^R(\varepsilon) \right. \\ &\quad \left. + G_{\mathbf{k}-}^R(\varepsilon + \omega) G_{\mathbf{k}+}^R(\varepsilon) - G_{\mathbf{k}+}^R(\varepsilon + \omega) G_{\mathbf{k}+}^R(\varepsilon) - G_{\mathbf{k}-}^R(\varepsilon + \omega) G_{\mathbf{k}+}^A(\varepsilon) + G_{\mathbf{k}+}^R(\varepsilon + \omega) G_{\mathbf{k}+}^A(\varepsilon) \right] \end{aligned} \quad (\text{A9})$$

$$\begin{aligned}
\mathcal{I}_{S_y}^{(2)}(\varepsilon, \varepsilon - \omega) &= \frac{\alpha}{2} \left[G_{\mathbf{k}-}^A(\varepsilon) G_{\mathbf{k}-}^A(\varepsilon - \omega) - G_{\mathbf{k}-}^R(\varepsilon) G_{\mathbf{k}-}^A(\varepsilon - \omega) + G_{\mathbf{k}+}^A(\varepsilon) G_{\mathbf{k}+}^A(\varepsilon - \omega) - G_{\mathbf{k}+}^R(\varepsilon) G_{\mathbf{k}+}^A(\varepsilon - \omega) \right] \\
&\quad - \frac{\hbar^2 k_x}{2m\lambda_{\mathbf{k}}} (\alpha k_x + H_y) \left[G_{\mathbf{k}-}^A(\varepsilon) G_{\mathbf{k}-}^A(\varepsilon - \omega) - G_{\mathbf{k}+}^A(\varepsilon) G_{\mathbf{k}+}^A(\varepsilon - \omega) - G_{\mathbf{k}-}^R(\varepsilon) G_{\mathbf{k}-}^A(\varepsilon - \omega) + G_{\mathbf{k}+}^R(\varepsilon) G_{\mathbf{k}+}^A(\varepsilon - \omega) \right] \\
&\quad - \frac{\alpha}{2\lambda_{\mathbf{k}}^2} \left[(\alpha k_y - H_x)^2 + H_z^2 \right] \left[G_{\mathbf{k}-}^A(\varepsilon) G_{\mathbf{k}-}^A(\varepsilon - \omega) - G_{\mathbf{k}+}^A(\varepsilon) G_{\mathbf{k}-}^A(\varepsilon - \omega) - G_{\mathbf{k}-}^R(\varepsilon) G_{\mathbf{k}-}^A(\varepsilon - \omega) + G_{\mathbf{k}+}^R(\varepsilon) G_{\mathbf{k}-}^A(\varepsilon - \omega) \right. \\
&\quad \left. - G_{\mathbf{k}-}^A(\varepsilon) G_{\mathbf{k}+}^A(\varepsilon - \omega) + G_{\mathbf{k}+}^A(\varepsilon) G_{\mathbf{k}+}^A(\varepsilon - \omega) + G_{\mathbf{k}-}^R(\varepsilon) G_{\mathbf{k}+}^A(\varepsilon - \omega) - G_{\mathbf{k}+}^R(\varepsilon) G_{\mathbf{k}+}^A(\varepsilon - \omega) \right]
\end{aligned} \tag{A10}$$

After integration over ε in Eqs. (A2) and (A3) with integrands given by (A9),(A10) we obtain the following expression:

$$\begin{aligned}
\Re \left[\mathcal{T}_{S_y}^{(1)} + \mathcal{T}_{S_y}^{(2)} \right] &= -\frac{\hbar^2 k_x}{2m\lambda_{\mathbf{k}}} (\alpha k_x + H_y) \frac{2\Gamma\omega}{\omega^2 + (2\Gamma)^2} [f'(E_+) - f'(E_-)] - \frac{\alpha}{\lambda_{\mathbf{k}}^2} (\alpha k_x + H_y)^2 \frac{2\Gamma\omega}{\omega^2 + (2\Gamma)^2} [f'(E_+) - f'(E_-)] \\
&\quad - \frac{\alpha}{\lambda_{\mathbf{k}}^2} \Gamma\omega \left[(\alpha k_y - H_x)^2 + H_z^2 \right] \left(\frac{f'(E_-)}{(E_+ - E_- - \omega)^2 + (2\Gamma)^2} + \frac{f'(E_+)}{(E_+ - E_- + \omega)^2 + (2\Gamma)^2} \right)
\end{aligned} \tag{A11}$$

In the limit $\omega \rightarrow 0$ we obtain the formula describing y component of current-induced spin polarization given by Eq.(14).

Finally, the S_z component of the nonequilibrium spin polarization is described by following traces:

$$\begin{aligned}
\mathcal{I}_{S_z}^{(1)}(\varepsilon + \omega, \varepsilon) &= \frac{\alpha^2 k_x}{2\lambda_{\mathbf{k}}^2} H_z \left[G_{\mathbf{k}-}^R(\varepsilon + \omega) G_{\mathbf{k}-}^A(\varepsilon) - G_{\mathbf{k}-}^R(\varepsilon + \omega) G_{\mathbf{k}+}^A(\varepsilon) - G_{\mathbf{k}-}^R(\varepsilon + \omega) G_{\mathbf{k}-}^R(\varepsilon) + G_{\mathbf{k}-}^R(\varepsilon + \omega) G_{\mathbf{k}+}^R(\varepsilon) \right. \\
&\quad \left. - G_{\mathbf{k}+}^R(\varepsilon + \omega) G_{\mathbf{k}-}^A(\varepsilon) + G_{\mathbf{k}+}^R(\varepsilon + \omega) G_{\mathbf{k}+}^A(\varepsilon) + G_{\mathbf{k}+}^R(\varepsilon + \omega) G_{\mathbf{k}-}^R(\varepsilon) - G_{\mathbf{k}+}^R(\varepsilon + \omega) G_{\mathbf{k}+}^R(\varepsilon) \right] \\
&\quad + \frac{\hbar^2 k_x}{2m\lambda_{\mathbf{k}}} H_z \left[G_{\mathbf{k}-}^R(\varepsilon + \omega) G_{\mathbf{k}-}^R(\varepsilon) - G_{\mathbf{k}-}^R(\varepsilon + \omega) G_{\mathbf{k}-}^A(\varepsilon) + G_{\mathbf{k}+}^R(\varepsilon + \omega) G_{\mathbf{k}+}^A(\varepsilon) - G_{\mathbf{k}+}^R(\varepsilon + \omega) G_{\mathbf{k}+}^R(\varepsilon) \right] \\
&\quad + \frac{\alpha}{2\lambda_{\mathbf{k}}^2} H_y H_z \left[G_{\mathbf{k}-}^R(\varepsilon + \omega) G_{\mathbf{k}-}^A(\varepsilon) - G_{\mathbf{k}-}^R(\varepsilon + \omega) G_{\mathbf{k}+}^A(\varepsilon) - G_{\mathbf{k}-}^R(\varepsilon + \omega) G_{\mathbf{k}-}^R(\varepsilon) + G_{\mathbf{k}-}^R(\varepsilon + \omega) G_{\mathbf{k}+}^R(\varepsilon) \right. \\
&\quad \left. - G_{\mathbf{k}+}^R(\varepsilon + \omega) G_{\mathbf{k}-}^A(\varepsilon) + G_{\mathbf{k}+}^R(\varepsilon + \omega) G_{\mathbf{k}+}^A(\varepsilon) + G_{\mathbf{k}+}^R(\varepsilon + \omega) G_{\mathbf{k}-}^R(\varepsilon) - G_{\mathbf{k}+}^R(\varepsilon + \omega) G_{\mathbf{k}+}^R(\varepsilon) \right] \\
&\quad + i \frac{\alpha}{2\lambda_{\mathbf{k}}} (H_x - \alpha k_y) \left[G_{\mathbf{k}-}^R(\varepsilon + \omega) G_{\mathbf{k}+}^A(\varepsilon) - G_{\mathbf{k}-}^R(\varepsilon + \omega) G_{\mathbf{k}+}^R(\varepsilon) - G_{\mathbf{k}+}^R(\varepsilon + \omega) G_{\mathbf{k}-}^A(\varepsilon) + G_{\mathbf{k}+}^R(\varepsilon + \omega) G_{\mathbf{k}-}^R(\varepsilon) \right]
\end{aligned} \tag{A12}$$

$$\begin{aligned}
\mathcal{I}_{S_z}^{(2)}(\varepsilon, \varepsilon - \omega) &= \frac{\alpha^2 k_x}{2\lambda_{\mathbf{k}}^2} H_z \left[G_{\mathbf{k}-}^A(\varepsilon) G_{\mathbf{k}-}^A(\varepsilon - \omega) - G_{\mathbf{k}+}^A(\varepsilon) G_{\mathbf{k}-}^A(\varepsilon - \omega) - G_{\mathbf{k}-}^R(\varepsilon) G_{\mathbf{k}-}^A(\varepsilon - \omega) + G_{\mathbf{k}+}^R(\varepsilon) G_{\mathbf{k}-}^A(\varepsilon - \omega) \right. \\
&\quad \left. - G_{\mathbf{k}-}^A(\varepsilon) G_{\mathbf{k}+}^A(\varepsilon - \omega) + G_{\mathbf{k}+}^A(\varepsilon) G_{\mathbf{k}+}^A(\varepsilon - \omega) + G_{\mathbf{k}-}^R(\varepsilon) G_{\mathbf{k}+}^A(\varepsilon - \omega) - G_{\mathbf{k}+}^R(\varepsilon) G_{\mathbf{k}+}^A(\varepsilon - \omega) \right] \\
&\quad + \frac{\hbar^2 k_x}{2m\lambda_{\mathbf{k}}} H_z \left[G_{\mathbf{k}+}^A(\varepsilon) G_{\mathbf{k}+}^A(\varepsilon - \omega) - G_{\mathbf{k}-}^A(\varepsilon) G_{\mathbf{k}-}^A(\varepsilon - \omega) + G_{\mathbf{k}-}^R(\varepsilon) G_{\mathbf{k}-}^A(\varepsilon - \omega) - G_{\mathbf{k}+}^R(\varepsilon) G_{\mathbf{k}+}^A(\varepsilon - \omega) \right] \\
&\quad + \frac{\alpha}{2\lambda_{\mathbf{k}}^2} H_y H_z \left[G_{\mathbf{k}-}^A(\varepsilon) G_{\mathbf{k}-}^A(\varepsilon - \omega) - G_{\mathbf{k}+}^A(\varepsilon) G_{\mathbf{k}-}^A(\varepsilon - \omega) - G_{\mathbf{k}-}^R(\varepsilon) G_{\mathbf{k}-}^A(\varepsilon - \omega) + G_{\mathbf{k}+}^R(\varepsilon) G_{\mathbf{k}-}^A(\varepsilon - \omega) \right. \\
&\quad \left. - G_{\mathbf{k}-}^A(\varepsilon) G_{\mathbf{k}+}^A(\varepsilon - \omega) + G_{\mathbf{k}+}^A(\varepsilon) G_{\mathbf{k}+}^A(\varepsilon - \omega) + G_{\mathbf{k}-}^R(\varepsilon) G_{\mathbf{k}+}^A(\varepsilon - \omega) - G_{\mathbf{k}+}^R(\varepsilon) G_{\mathbf{k}+}^A(\varepsilon - \omega) \right] \\
&\quad + i \frac{\alpha}{2\lambda_{\mathbf{k}}} (H_x - \alpha k_y) \left[G_{\mathbf{k}-}^A(\varepsilon) G_{\mathbf{k}+}^A(\varepsilon - \omega) - G_{\mathbf{k}+}^A(\varepsilon) G_{\mathbf{k}-}^A(\varepsilon - \omega) - G_{\mathbf{k}-}^R(\varepsilon) G_{\mathbf{k}+}^A(\varepsilon - \omega) + G_{\mathbf{k}+}^R(\varepsilon) G_{\mathbf{k}-}^A(\varepsilon - \omega) \right]
\end{aligned} \tag{A13}$$

These two equations combining with Eqs. (A2) and (A3) lead to the following expression:

$$\begin{aligned}
\Re\left[\mathcal{T}_{S_z}^I + \mathcal{T}_{S_z}^{II}\right] = & -\omega \frac{2\Gamma}{\omega^2 + (2\Gamma)^2} \frac{\hbar^2 k_x}{2m\lambda_{\mathbf{k}}} H_z [f'(E_+) - f'(E_-)] - \omega \frac{\alpha}{2\lambda_{\mathbf{k}}^2} H_z (\alpha k_x + H_y) \frac{2\Gamma}{\omega^2 + (2\Gamma)^2} [f'(E_+) + f'(E_-)] \\
& + \omega \Gamma \frac{\alpha}{\lambda_{\mathbf{k}}^2} (\alpha k_x + H_y) H_z \left[\frac{f'(E_-)}{(E_+ - E_- - \omega)^2 + (2\Gamma)^2} + \frac{f'(E_+)}{(E_+ - E_- + \omega)^2 + (2\Gamma)^2} \right] \\
& + \omega \frac{\alpha}{2\lambda_{\mathbf{k}}} (H_x - \alpha k_y) \left[\frac{E_+ - E_- - \omega}{(E_+ - E_- - \omega)^2 + (2\Gamma)^2} f'(E_-) + \frac{E_+ - E_- + \omega}{(E_+ - E_- + \omega)^2 + (2\Gamma)^2} f'(E_+) \right] \\
& - \omega \alpha (H_x - \alpha k_y) \frac{f'(E_+) + f'(E_-)}{(E_+ - E_-)^2 - \omega^2} - \omega \frac{\alpha}{\lambda_{\mathbf{k}}} (H_x - \alpha k_y) \frac{f(E_-) - f(E_+)}{(E_+ - E_-)^2 - \omega^2} - \omega^2 \frac{\alpha}{2\lambda_{\mathbf{k}}} (H_x - \alpha k_y) \frac{f'(E_-) - f'(E_+)}{(E_+ - E_-)^2 - \omega^2}
\end{aligned} \tag{A14}$$

In the dc-limit we get Eq. (15).

-
- ¹ J. Sinova, S. O. Valenzuela, J. Wunderlich, C.H. Back, and T. Jungwirth, *Rev. Mod. Phys.* **87**, 1213 (2015)
 - ² J. Sinova and I. Zutic, *Nat. Mater.* **11**, 368 (2012).
 - ³ M. I. Dyakonov and V. I. Perel, *Phys. Letters A* **35**, 459 (1971).
 - ⁴ E. L. Ivchenko and G. E. Pikus, *Posma Zh. Eksp. Teor. Fiz.* **27**, 640 (1978) [*JETP Lett.* **27**, 604 (1978)].
 - ⁵ V. M. Edelstein, *Sol. State Communs.* **73**, 233 (1990).
 - ⁶ A. G. Aronov and Y. B. Lynda-Geller, *JETP Lett* **50**, 431 (1989).
 - ⁷ M.-H. Liu, S.-H. Chen, and C.-R. Chang, *Phys. Rev. B* **78**, 165316 (2008).
 - ⁸ C. Gorini, P. Schwab, and M. Dzierzawa, *Phys. Rev. B* **78**, 125327 (2008).
 - ⁹ C. M. Wang, H. T. Cui, and Q. Lin, *Phys. Status Solidi B* **246**, 2301 (2009).
 - ¹⁰ P. Schwab, R. Raimondi and C. Gorini, *Europhysics Lett.* **90**, 67004 (2010).
 - ¹¹ L. E. Golub and E. L. Ivchenko, *Phys. Rev. B* **84**, 115303 (2011).
 - ¹² A. Dyrdał, M. Inglot, V. K. Dugaev, J. Barnas, *Phys. Rev. B* **87**, 245309 (2013).
 - ¹³ A. Dyrdał and J. Barnas, *Phys. Rev. B* **89**, 075422 (2014).
 - ¹⁴ L. E. Vorob'ev, E. L. Ivchenko, G. E. Pikus, I. I. Ferbstein, V. A. Shylygin, and A. V. Shturbin, *Pisma Zh. Eksp. Teor. Fiz.* **29**, 485 (1979) [*JETP Lett.* **29**, 441 (1979)].
 - ¹⁵ Y. K. Kato, R. C. Myers, A. C. Gossard, and D. D. Awschalom, *Phys. Rev. Lett.* **93**, 176601 (2004).
 - ¹⁶ A. Yu. Silov, P. A. Blaynov, J. H. Wolter, R. Hey, K. H. Ploog, and N. S. Averkiev, *Appl. Phys. Lett.* **85**, 5929 (2004).
 - ¹⁷ V. Sih, R. C. Myers, Y. K. Kato, W. H. Lau, A. C. Gossard, and D. D. Awschalom, *Nature Phys.* **1**, 31 (2005).
 - ¹⁸ B. M. Norman, C. J. Trowbridge, D. D. Awschalom, and V. Sih, *Phys. Rev. Lett.* **112**, 056601 (2014).
 - ¹⁹ C. L. Yang, H. T. He, L. Ding, L. J. Cui, Y. P. Zeng, J. N. Wang, and W. K. Ge, *Phys. Rev. Lett.* **96**, 186605 (2006).
 - ²⁰ N. P. Stern, S. Ghosh, G. Xiang, M. Zhu, N. Samarth, and D. D. Awschalom, *Phys. Rev. Lett.* **97**, 126603 (2006).
 - ²¹ W. F. Koehl, M. H. Wong, C. Poblenc, B. Swenson, U. K. Mishra, J. S. Speck, and D. D. Awschalom, *Appl. Phys. Lett.* **95**, 072110 (2009).
 - ²² S. Kuhlen, K. Schmalbuch, M. Hagedorn, P. Schlammes, M. Patt, M. Lepsa, G. Güntherodt, and B. Beschoten, *Phys. Rev. Lett.* **109**, 146603 (2012).
 - ²³ A. Manchon and S. Zhang, *Phys. Rev. B* **78**, 212405 (2008).
 - ²⁴ A. Matos-Abiague, R. L. Rodriguez-Suarez, *Phys. Rev. B* **80**, 094424 (2009).
 - ²⁵ P. Gambardella and I. M. Miron, *Phil. Trans. R. Soc. A* **369**, 3175 (2011).
 - ²⁶ K. Garello, I. M. Miron, C. O. Avci, F. Freimuth, Y. Mokrousov, S. Blugel, S. Auffret, O. Boulle, G. Gaudin, and P. Gambardella, *Nature Nanotechnology* **8**, 587593 (2013).
 - ²⁷ H. Kurebayashi, J. Sinova, D. Fang, A. C. Irvine, T. D. Skinner, J. Wunderlich, V. Novak, R. P. Champion, B. L. Gallagher, E. K. Vehstedt, L. P. Zarbo, K. Vyborny, A. J. Ferguson, and T. Jungwirth
 - ²⁸ C. M. Wang and M. Q. Pang, *Solid State Communications* **150**, 1509 (2010).
 - ²⁹ C. Xiao, D. Li, Z. Ma, *Front. Phys.* **11**, 117201 (2016).
 - ³⁰ Z. Li, S. Zhang, *Phys. Rev. B* **69**, 134416 (2004).
 - ³¹ M. Hatami, G. E. W. Bauer, Q. Zhang, P. J. Kelly, *Phys. Rev. Lett.* **99**, 066603 (2007).
 - ³² Haiming Yu, S. Granville, D. P. Yu, and J.-Ph. Ansermet, *Phys. Rev. Lett.* **104**, 146601 (2010).
 - ³³ A. A. Abrikosov, L. P. Gorkov, and I. E. Dzyaloshinski, *Methods of Quantum Field Theory in Statistical Physics* (Dover, New York, 1963).
 - ³⁴ G. D. Mahan, *Many Particle Physics* (Kluwer Academic/Plenum Publishers, New York, 2000).
 - ³⁵ J. Barnas, A. Dyrdał, V. K. Dugaev, M. Inglot, *Thermal spin polarization in bidimensional systems in Magnetic Nano- and Microwires. Design, Synthesis, Properties and Applications.* edited by Manuel Vazquez, Woodhead Publishing, Elsevier (2015).
 - ³⁶ V. Brosco, L. Benfatto, E. Cappelluti, and C. Grimaldi, *Phys. Rev. Lett.* **116**, 166602 (2016).
 - ³⁷ A. Dyrdał, J. Barnas, V. K. Dugaev, *Phys. Rev. B* **94**, 035306 (2016).
 - ³⁸ A. F. Ioffe and A. R. Regel, *Prog. Semicond.* **4**, 237 (1960).
 - ³⁹ H. Kurebayashi, Jairo Sinova, D. Fang, A. C. Irvine, J. Wunderlich, V. Novak, R. P. Champion, B. L. Gallagher, E. K. Vehstedt, L. P. Zarbo, K. Vyborny, A. J. Ferguson, T.

- Jungwirth, *Nature Nanotech.* **9**, 211217 (2014).
- ⁴⁰ M. V. Berry, *Proc. R. Soc. Lond. Ser. A* **392**, 45 (1984).
- ⁴¹ G. E. Volovik, *Zh. Eksp. Teor. Fiz.* **94**, 123 (1988).
- ⁴² Di Xiao, Ming-Che Chang, and Qian Niu, *Rev. Mod. Phys.* **82**, 1959 (2010).
- ⁴³ Naoto Nagaosa, Jairo Sinova, Shigeki Onoda, A. H. MacDonald, and N. P. Ong, *Rev. Mod. Phys.* **82**, 1539 (2010).