

Searching for strange quark matter objects in exoplanets

Yong-Feng Huang^{1,2,*} & Yong-Bo Yu^{1,2}

¹Department of Astronomy, School of Astronomy and Space Science, Nanjing University, Nanjing 210023, China ²Key Laboratory of Modern Astronomy and Astrophysics (Nanjing University), Ministry of Education, Nanjing 210023, China

*Correspondence and requests for materials should be addressed to Y.F.H. (email: hyf@nju.edu.cn).

Received May 11, 2022; accepted ** ***; published ** ***

The true ground state of hadronic matter may be strange quark matter (SQM). According to this hypothesis, the observed pulsars, which are generally deemed as neutron stars, may actually be strange quark stars. However, proving or disproving the SQM hypothesis still remains to be a difficult problem, due to the similarity between the macroscopical characteristics of strange quark stars and neutron stars. Here we propose a hopeful method to probe the existence of strange quark matter. In the frame work of the SQM hypothesis, strange quark dwarfs and even strange quark planets can also stably exist. Noting that SQM planets will not be tidally disrupted even when they get very close to their host stars due to their extreme compactness, we argue that we could identify SQM planets by searching for very close-in planets among extrasolar planetary systems. Although a search in the ~ 2950 exoplanets detected so far has failed to identify any close-in samples that meet the SQM criteria, i.e. lying in the tidal disruption region for normal matter planets, we suggest that such an effort deserves to be continued in the future since it provides a unique test for the SQM hypothesis. Especially, we should keep our eyes on possible pulsar planets with orbital radius less than $\sim 3.8 \times 10^{10}$ cm and period less than ~ 3400 s.

Normal matter is constituted of electrons and nucleons. While there is still no evidence showing that electrons can be further divided, each nucleon is found to be composed of three up and down quarks. Pulsars are generally believed to be neutron stars, which are mainly made up of neutrons that agglomerate together to form a highly condensed state. With a typical mass of $\sim 1.4M_{\odot}$ and a radius of only ~ 10 km, the density of neutron stars can reach several times that of nuclear saturation density at the center. However, the physics of matter at these extremely high densities is still quite unclear to us¹. For example, hyperons, and baryon resonances (Σ , Λ , Ξ , Δ), and even boson condensates (π^- , K^-) may appear; quark (u , d) deconfinement may also happen. Especially, it has long been suggested that even more exotic state such as the strange quark matter (SQM) may exist inside²⁻⁵. Strange quark matter is constituted of almost equal numbers of u , d and s quarks, with the s quark number slightly smaller due to its relatively higher static mass. It has been conjectured that SQM may be the true ground state of hadronic matter^{2,3}, since its energy per baryon could be

less than that of the most stable atomic nucleus such as ^{56}Fe and ^{62}Ni .

The existence of strange quark stars (also known as “strange stars”) was consequently predicted based on the SQM hypothesis^{4,5}. Strange stars could simply be bare SQM objects, or bulk SQM cores enveloped by thin nuclear crusts⁶. The possible existence of nuclear crusts makes strange stars very much similar to normal neutron stars for a distant observer⁷, which means it is very difficult for us to distinguish these two kinds of intrinsically distinct stars. An interesting suggestion is that strange stars can spin at extremely short period (less than ~ 1 ms)⁸⁻¹¹ due to the large shear and bulk viscosity of SQM^{12,13}, while the minimum spin period (P_{spin}) of normal neutron stars can hardly reach the submillisecond range^{8,9}. However, on the technological aspect, it is difficult to detect submillisecond pulsars observationally. In fact, according to the ATNF pulsar catalogue (web site: www.atnf.csiro.au/people/pulsar/psrcat), the record for the smallest spin period of pulsars is still ~ 1.40 ms and only about 80 pulsars have periods less than 3 ms among all the ~ 2560 pulsars observed so far (see methods and Supplementary Fig. 1). Several other methods have also been suggested, based on the mass-radius relation^{6,14,15}, cooling behavior¹⁶, gravitational wave emission¹⁷, etc. But either the difference between strange stars and neutron stars is subtle and inconclusive, or the practice is extremely difficult currently (see Methods). So, after more than 40 years of extensive investigations, we still do not have a satisfactory method to discriminate them¹⁸.

It is interesting to note that small chunks of SQM with baryon number lower than 10^7 can stably exist according to the SQM hypothesis. Consequently, there is effectively no limitation on the minimum mass of strange stars. It means the SQM version of white dwarfs, i.e. strange dwarfs, can exist, and even strange planets may present in the Universe⁶. In this study, we suggest that we would be able to identify strange planets among exoplanets since they could be very nearby to their hosts.

Results

Extremely small tidal disruption radius for strange planets.

Strange planets can be used to test the SQM hypothesis. The basic idea relies on the gigantic difference between the tidal disruption radius for an SQM planet and that for a normal matter one. It is well known that tidal force from the host star tends to tear a planet apart, but it can be resisted by the self-gravity of the planet when the two objects is far away. There exists a critical distance, i.e. the so called tidal disruption radius, at which the tidal force is exactly balanced by the self-gravity of the planet¹⁹,

$$\begin{aligned} r_{\text{td}} &\approx (6M/\pi\rho)^{1/3} \\ &\approx 8.7 \times 10^{10} \left(\frac{M}{1.4 M_{\odot}} \right)^{1/3} \left(\frac{\rho}{8 \text{ g/cm}^3} \right)^{-1/3} \text{ cm}, \end{aligned} \quad (1)$$

where M is the mass of the central compact object and ρ is the density of the planet. If the orbit radius is smaller than r_{td} , the tidal force will dominate and the planet will be broken up. Note that in this study, the

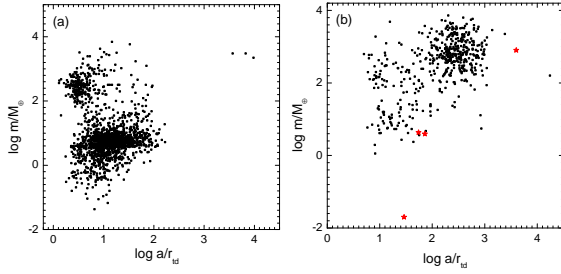


Figure 1. Closeness of all the confirmed exoplanets with respect to their hosts. The Y-axis shows the planet masses, and the X-axis shows their orbital radii in units of the corresponding tidal disruption radius. The exoplanet data are taken from the Exoplanet Data Explorer website. **a**, This panel is plot for the exoplanets with their densities measured. **b**, For those exoplanets with densities unavailable, we assume a typical iron-nickel density of 8 g/cm^3 to calculate the tidal disruption radius. Note that the 4 star symbols stand for pulsar planets.

effect of the stress inside the planet can be safely omitted (see methods).

From Equation (1), we see that typically a normal matter planet will be disrupted at a distance of $\sim 10^{11} \text{ cm}$. It means we will in no ways be able to see a normal planet orbiting around its host at a distance much less than this value. For example, even when we take the planet density as high as 200 g/cm^3 , the tidal disruption radius will still be as large as $\sim 2 \times 10^{10} \text{ cm}$. On the contrary, SQM planets are extremely compact and their densities are typically $\sim 4 \times 10^{14} \text{ g/cm}^3$. The corresponding tidal disruption radius will be $r_{\text{td}}(\text{SQM}) \sim 1.5 \times 10^6 \text{ cm}$. Thus a strange planet will retain its integrity even when it almost comes to the surface of the central host strange star. These analyses remind us that we could test the SQM hypothesis through exoplanet observations.

Examining the observed exoplanets. Exoplanets can be detected in various ways²⁰. Currently the most productive method is through transit photometry, i.e. monitoring the periodic brightness variation of the host star induced by the transit of a planet across the stellar disk. In this aspect, the *KEPLER* mission is undoubtedly the most successful project²¹. *KEPLER* is a space-based optical telescope of 0.95 m aperture. It was launched in 2009 by NASA to monitor $\sim 170,000$ stars over a period of four years. With a 105 square degree field-of-view and $\sim 10 \text{ ppm}$ photometry accuracy, it successfully detected over 4600 planetary candidates and confirmed over a thousand exoplanets. An important advantage of the transit photometry method is that it is even possible to measure the size of the planet, so that its density can be derived²¹. In some special cases, even the planet atmosphere can be probed²². Another widely used method is through radial velocity measurement, which inspects the regular radial velocity variations of the host star caused by the orbital movement of the planet. Long-term accuracies of the host's radial motions of several meters per second are needed, which can effectively yield all orbital elements of the planets except the orbital inclination. Thirdly, for pulsar planets, timing observation is an effective method since the orbital motion of planets will affect the arrival times of the pulsar's radio pulses. In fact, the first extrasolar planet was detected orbiting around PSR B1257+12 just through this method²³. Finally, several other not-so-commonly-used methods, such as astrometry, gravitational microlensing, and direct imaging, have also been successfully applied and led to the detection of a small portion of the currently known exoplanets.

Due to continuous improvements in the above observational techniques, the number of observed exoplanets is expanding quickly in

recent years^{24,25}. According to the Exoplanet Data Explorer website (address: exoplanets.org, queried by 2016 December 26), about 2950 exoplanets have been confirmed (see methods). With so many exoplanets at hand, we can try to search for possible SQM objects in them. For the planets with densities available (2430 objects), we have calculated their tidal disruption radii (r_{td}) and compare them with the corresponding orbital radius (a). Fig. 1a illustrates the mass distribution vs. the closeness of these planets, i.e. a/r_{td} . It can be clearly seen that all the planets lie outside of the tidal disruption region, which proves $a > r_{\text{td}}$ as a definite limitation for the survival of planets. For the remaining 520 exoplanets without a density measurement, we have assumed a typical value of 8 g/cm^3 for them and also plotted their distributions in Fig. 1b. Again we see that no planets lie in the tidal disruption region.

From Fig. 1, we see that no clues pointing toward the existence of any SQM objects can be found from the current exoplanet samples. This is not an unexpected result. SQM planets, if really exist, are not likely found to be orbiting around normal main sequence stars, but should be around compact stars (especially, strange stars). Thus we should pay special attention to exoplanets of pulsars. In fact, we already have several planets detected orbiting around two pulsars, i.e. PSR B1257+12 and PSR B1620-26. In Fig. 1b, these planets are marked by star symbols. Still, we see that these planets are not close-in enough to be identified as SQM planets.

Discussion

Searching for close-in exoplanets around pulsars should be the main direction of our future efforts. Due to their extreme closeness, these planets will only exert a very small radial velocity perturbation on the central host compact star, which will be difficult to be grasped by pulsar timing observations. Below, we give an estimate on the lower mass limit of the planets that could be detected with current observational techniques.

Let us consider a planet of mass m orbiting around a pulsar (M). In half of the orbital period, the pulsar will have a positive radial velocity perturbation with respect to us, owing to the existence of the small companion, while in the other half orbit, it has a negative velocity perturbation. As a result, the topocentric time-of-arrival (TOA) of its clock-like pulses will systematically deviate from normal rhythm regularly. The accumulated TOA deviation can be as large as several milliseconds in each of the half orbit and can be potentially detected through long-term timing observations. In fact, assuming a circular orbit, the planet mass is connected with the semi-amplitude Δt of the corresponding TOA variations as (see methods)^{23,26}

$$m \sin i \approx 21.3 M_{\oplus} \left(\frac{\Delta t}{1 \text{ ms}} \right) \left(\frac{P_{\text{orb}}}{1 \text{ day}} \right)^{-2/3} \left(\frac{M}{1.4 M_{\odot}} \right)^{2/3}, \quad (2)$$

where P_{orb} is the planet's orbital period, i is the orbital inclination, and $M_{\oplus} = 6.0 \times 10^{27} \text{ g}$ is the Earth mass.

The pulsar timing method essentially is also trying to measure the radial velocity perturbation. By accumulating the TOA residuals induced by the radial velocity variation in half of the orbit and through microsecond precision of timing observations, it can equivalently measure the radial velocity perturbation at an unprecedented accuracy of $\sim 1 \text{ cm/s}$. As a contrast, traditional radial velocity measurement through optical spectroscopy can only achieve an accuracy of $\sim 1 \text{ m/s}$ currently. Timing observation is thus an ideal method that could be effectively used to search for possible close-in strange planets around pulsars.

In view of the radial velocity variation (ΔV) of the host pulsar, Equation (2) can be conveniently expressed as (see methods)

$$\begin{aligned} m \sin i &\approx (Ma/G)^{1/2} \Delta V \\ &\approx 0.0034 M_{\oplus} \left(\frac{M}{1.4 M_{\odot}} \right)^{1/2} \left(\frac{a}{10^{10} \text{ cm}} \right)^{1/2} \frac{\Delta V}{1 \text{ cm/s}}, \end{aligned} \quad (3)$$

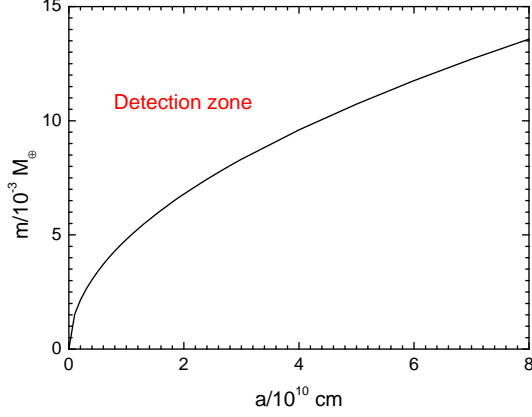


Figure 2. Minimum masses of close-in planets that could be detected by the current pulsar timing observations. We assume a velocity measurement accuracy of 1 cm/s for the host star. The orbital inclination angle is taken as 45° and the pulsar mass is taken as $1.4 M_\odot$ in this plot.

where G is the gravitational constant. The density of normal matter planets is typically in the range of $0.1 - 10 \text{ g/cm}^3$. Only very few planets have densities exceeding 80 g/cm^3 (Supplementary Fig. 2). Here we can set a secure upper limit of 100 g/cm^3 for typical normal planets. It corresponds to a tidal disruption radius of $r_{td} \approx 3.8 \times 10^{10} \text{ cm}$ according to Equation (1). We thus need to search for strange planets with orbital radii smaller than this value. In fact, all the currently detected exoplanets lie far beyond this region (Supplementary Fig. 3). From Equation (3), we see that at the limiting radius ($a \sim 3.8 \times 10^{10} \text{ cm}$), all planets more massive than $0.0066 M_\oplus$ can be detected by current pulsar timing observations. For more close-in strange planets, even less massive SQM planets can also be detected. Taking typical values of $i = 45^\circ$, $\Delta V = 1 \text{ cm/s}$, and $M = 1.4 M_\odot$, we have plot the limiting mass of planets that could be detected in Fig. 2. The figure gives us the encouraging information that close-in strange planets need not to be very massive to be detected with our current observational techniques.

Lying in the tidal disruption region for normal matter, these strange planets will also have very small orbital periods. According to the Kepler's law, the radius and period of the orbit are related by

$$\frac{a^3}{P_{\text{orb}}^2} \approx \frac{GM}{4\pi^2}. \quad (4)$$

At the limiting radius of $r_{td} \approx 3.8 \times 10^{10} \text{ cm}$, the period is $P_{\text{orb}} \approx 3400 \text{ s}$. For more close-in orbits, the periods will be even smaller. In Fig. 3, the relation between P_{orb} and a is plotted for these close-in orbits. From this figure, we see that in addition to the criterion of $a < 3.8 \times 10^{10} \text{ cm}$, the small orbit period of $P_{\text{orb}} < 3400 \text{ s}$ is another specific feature for SQM planets.

Conclusion

To conclude, we here propose a unique method to test the SQM hypothesis: searching for close-in exoplanets with very small orbital radius ($a < 3.8 \times 10^{10} \text{ cm}$) and very small orbital period ($P_{\text{orb}} < 3400 \text{ s}$). It is based on the fact that SQM planets are extremely compact and can survive even when they are in the tidal disruption region for normal hadronic planets. We have examined all the exoplanets detected so far and found no clues pointing toward the existence of SQM objects. We stress that in the future, such efforts should be made mainly on exoplanets around pulsars. With an unprecedented equivalent radial velocity

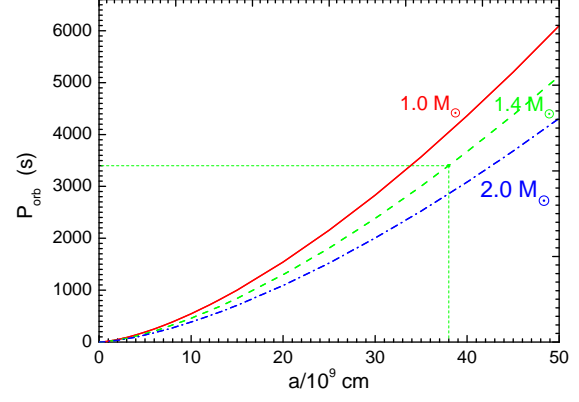


Figure 3. Orbit period vs. orbit radius for close-in planets. This figure is plotted according to Equation (4). The mass of the host pulsar is taken as $1.0 M_\odot$ (the solid line), $1.4 M_\odot$ (the dashed line), and $2.0 M_\odot$ (the dash-dotted line), respectively. For the limiting orbit radius of $a = 3.8 \times 10^{10} \text{ cm}$, the corresponding orbit period is $\sim 3400 \text{ s}$ in the $1.4 M_\odot$ pulsar case (see the vertical and horizontal dotted lines).

accuracy of $\sim 1 \text{ cm/s}$, the pulsar timing method could reveal close-in planets as small as $\sim 10^{-3} M_\oplus$. We appeal to radio astronomers to pay more attention on searching for such close-in exoplanets in the future. If found, it will lead to a final solution for the long-lasting and highly disputed fundamental problem.

Methods

Discriminating strange stars and neutron stars. How to discriminate strange stars and neutron stars observationally is an important but extremely difficult problem^{1,18,27-30}. A few possible methods have previously been suggested in the literature, but they are either inconclusive or impractical currently. Here we describe the situation briefly.

Firstly, people noticed that the mass-radius relations are different for these two kinds of stars. According to the simplest MIT Bag model^{5,31}, it is $M \propto R^3$ for strange stars, but it is $M \propto R^{-3}$ for neutron stars^{6,14,32,33}. Unfortunately, this method is severely limited by the fact that the masses and radii of these compact stars cannot be measured accurately enough so far. The fact that strange stars and neutron stars have almost similar radius at the typical pulsar mass of $1.4 M_\odot$ ^{34,35} further adds difficulties to the application¹⁵.

Secondly, it was argued that strange stars can spin at extremely short period (less than $\sim 1 \text{ ms}$), more approaching the Kepler limit as compared with neutron stars^{8-10,36,37}, due to the large shear and bulk viscosity of SQM^{12,13}. On the other hand, the minimum spin period (P_{spin}) of normal neutron stars can hardly reach the submillisecond range^{8,9}. It is thus suggested that $P_{\text{spin}} < 1 \text{ ms}$ can be used as a criteria for identifying strange stars¹¹. However, not all strange stars should necessarily spin at such an extreme speed. Further more, the lifetime for a strange star to maintain a submillisecond spin period should be very short even if it has an initial period of $P_{\text{spin}} < 1 \text{ ms}$ at birth, due to very strong electromagnetic emission of the fast spinning dipolar magnetic field. On the technological aspect, it is also difficult to detect submillisecond pulsars observationally (Supplementary Fig. 1). All these factors make the second method still not practical currently.

Thirdly, SQM is believed to be characterized by a relatively high cooling rate, due to various neutrino-emitting weak processes such as $ue^- \rightarrow s\nu_e$, $s \rightarrow ue^-\bar{\nu}_e$, $ue^- \rightarrow d\nu_e$, $d \rightarrow ue^-\bar{\nu}_e$. As a result, com-

paring with neutron stars of similar ages, the surface temperatures of strange stars might be slightly lower¹⁶. But this method is also troubled by serious theoretical uncertainties, since the cooling rate of neutron stars could also be very high after considering more details^{38,39}.

Fourthly, as fast rotating compact objects, strange stars are expected to emit gravitational waves due to normal mode or r -mode oscillations^{36,40,41} or global solid deformation^{42–44}. Researchers further noted that gravitational wave signals of binary strange star mergers will be different from that of double neutron stars^{45,46}. But in all these cases, the gravitational wave emission is either not strong enough to be detected currently or the difference between strange stars and neutron stars is subtle and inconclusive.

Finally, it is interesting to note that strange planets can spiral very close to their host strange stars without being tidally disrupted thanks to their extreme compactness¹⁷. Geng et al. thus suggested that these merger systems would serve as new sources of gravitational wave bursts and could be used as an effective probe for SQM. This is a very hopeful new method. The only problem is that it would take an extremely long time for a strange planet to have a chance to merge with its host. According to Geng et al.'s estimation, the event rate detected by even the next generation gravitational wave experiment such as the Einstein Telescope would not exceed a few per year¹⁷. Thus the goal is still far from being reachable in the near future.

In our current study, we suggest that we could probe the existence of SQM by searching for close-in planets among extrasolar planetary systems. This method can significantly increase the opportunity for success if the SQM hypothesis is correct.

Tidal disruption radius. When a planet orbits around its host star, different gravitational force (from the host star) will be imposed on different parts of the planet due to their slight difference in distance with respect to the host. This is the so called tidal effect. The tidal force tends to tear the planet apart, but it can be resisted by the self-gravity of the planet when the two objects is still farther away. When the two objects approach each other, the tidal effect will become stronger⁴⁷. If the distance is smaller than the tidal disruption radius (r_{td}), the planet will be completely broken up.

Note that when a solid asteroid (of mass m , radius r and density ρ) gets elongated in the radial direction in the centripetal gravitational field of its host (mass M), the elongation stress inside the object can also help to resist the tidal force. This effect will help to reduce the tidal disruption radius. To consider this effect, we can approximate the elongated asteroid by a right circular cylinder of length $2r$. The elongation stress will be maximal at the asteroid center, which is⁴⁸,

$$s_c = \int_0^r \frac{2GM}{d^3} \rho dl = \frac{GM\rho r^2}{d^3}, \quad (5)$$

where G is the gravitational constant, and d is the distance between the asteroid and the host star. Assuming that the strength of the material is s and let s_c equal s , we can derive the tidal disruption radius as⁴⁸

$$\begin{aligned} r_{td} &= (GM\rho r^2/s)^{1/3} \\ &\approx 2.4 \times 10^9 m_{18}^{2/9} s_{10}^{-1/3} \left(\frac{\rho}{8 \text{ g/cm}^3} \right)^{1/9} \left(\frac{M}{1.4 M_\odot} \right)^{1/3} \text{ cm}, \end{aligned} \quad (6)$$

where $m_{18} = m/10^{18} \text{ g}$ and $s_{10} = s/10^{10} \text{ dyn/cm}^2$. This equation is applicable if the elongation stress dominates over the self-gravity. However, for an Fe-Ni planet of the Earth mass of $M_\oplus = 6.0 \times 10^{27} \text{ g}$, density $\rho = 8 \text{ g/cm}^3$, radius $r = 5.6 \times 10^8 \text{ cm}$, and strength $s = 10^{10} \text{ dyn/cm}^2$, we find $r_{td} = 3.6 \times 10^{11} \text{ cm}$ for $M = 1.4 M_\odot$ from the above equation. It is significantly larger than that derived from Equation (1). If the density of the planets is higher (which is of more interest in our study), the tidal disruption radius will be even larger. Thus for relatively larger planets studied here, this effect is not significant.

Mass constraint from TOA variations. When a planet of mass m orbiting around a pulsar (M), the two objects are actually move around their common mass center. For simplicity, we here assume that the orbital plane is edge on and the orbits are circular. Designating the radii of the pulsar orbit and the planet orbit as r_M and r_m , respectively, then we have $Mr_M = mr_m$.

In half of the orbital period, the pulsar will have a positive radial velocity perturbation with respect to us, while in the other half orbit, it has a negative velocity perturbation. Consequently, the observed time-of-arrival (TOA) of the radio pulses will deviate from normal rhythm. In each half of the orbit, the accumulated TOA deviation is just the light traveling time across the pulsar orbit, i.e.,

$$\Delta t = \frac{2r_M}{c} = \frac{2mr_m}{cM}. \quad (7)$$

According to the Kepler's Law, we further have

$$\frac{r_m^3}{P_{orb}^2} \approx \frac{GM}{4\pi^2}. \quad (8)$$

Substitute this equation into Equation (7) and make necessary simplifications, we can easily get,

$$m \approx \frac{c\Delta t}{2} \left(\frac{4\pi^2 M^2}{GP_{orb}^2} \right)^{1/3}, \quad (9)$$

which is just Equation (2).

On the other hand, considering that the orbital velocity of the pulsar is ΔV , we have,

$$\frac{M\Delta V^2}{r_M} = \frac{GMm}{(r_m + r_M)^2} \approx \frac{GMm}{r_m^2}. \quad (10)$$

Substituting $r_M = mr_m/M$ into the above equation, we get,

$$\Delta V \approx m \sqrt{\frac{G}{Mr_m}}. \quad (11)$$

This is essentially Equation (3).

Pulsar dataset. In the literature, it has previously been suggested that the submillisecond pulsar spin period can be regarded as a criteria for identifying strange stars. Despite theoretical uncertainties on this criteria, detecting submillisecond pulsars itself is an extremely difficult practice. In this study, we use the ATNF pulsar catalogue to show this point. The Australia Telescope National Facility, or ATNF, is operated and managed by CSIRO Astronomy and Space Science, a division of CSIRO - Australia's national science agency. We queried the catalogue website (<http://www.atnf.csiro.au/people/pulsar/psrcat/>) on 2016 November 25. There are 2560 pulsars listed in the catalogue. We plot the spin period distribution for these pulsars in Supplementary Figure 1.

Exoplanet dataset. Various catalogues are available for Exoplanets, such as the Exoplanet Orbit Database at exoplanets.org, the Extrasolar Planets Encyclopaedia at exoplanet.eu, the NASA Exoplanet Archive at exoplanetarchive.ipac.caltech.edu, and the *KEPLER* exoplanet catalogue at archive.stsci.edu/kepler. In this study, we use the Exoplanet Orbit Database to carry out the statistics. The website is queried on 2016 December 26. There are 5454 objects in the catalogue, of which 2950 are confirmed planets and 2504 are candidates. For the confirmed planets, 322 samples are tabulated with densities directly, and additional 2108 samples are tabulated with both mass and radius values so that their densities can be calculated. For 2934 samples, the planet masses are available. For 2439 samples, the orbital radii are given. Based on this dataset, we

present some useful plots in Figure 1 and Supplementary Figures 2 — 3.

Code availability. All relevant computer code are available upon reasonable request to the corresponding author.

Data availability. The data that support the findings of this study are available from the corresponding author upon reasonable request.

References

- Weber, F. Strange quark matter and compact stars. *Progress in Particle and Nuclear Physics* **54**, 193–288 (2005).
- Itoh, N. Hydrostatic equilibrium of hypothetical quark stars. *Progress of Theoretical Physics* **44**, 291–292 (1970).
- Bodmer, A. R. Collapsed nuclei. *Phys. Rev. D* **4**, 1601–1606 (1971).
- Witten, E. Cosmic separation of phases. *Phys. Rev. D* **30**, 272–285 (1984).
- Farhi, E. & Jaffe, R. L. Strange matter. *Phys. Rev. D* **30**, 2379–2390 (1984).
- Glendenning, N. K., Kettner, C. & Weber, F. Possible new class of dense white dwarfs. *Phys. Rev. Lett.* **74**, 3519–3522 (1995).
- Alcock, C., Farhi, E. & Olinto, A. Strange stars. *Astrophys. J.* **310**, 261–272 (1986).
- Frieman, J. A. & Olinto, A. V. Is the sub-millisecond pulsar strange?. *Nature* **341**, 633–635 (1989).
- Glendenning, N. K. Fast pulsar in SN 1987A - Candidate for strange-quark matter. *Phys. Rev. Lett.* **63**, 2629–2632 (1989).
- Friedman, J. L., Ipser, J. R. & Parker, L. Implications of a half-millisecond pulsar. *Phys. Rev. Lett.* **62**, 3015–3019 (1989).
- Kristian, J. *et al.* Submillisecond optical pulsar in supernova 1987A. *Nature* **338**, 234–236 (1989).
- Sawyer, R. F. Damping of vibrations and of the secular instability in quark stars. *Phys. Lett. B* **233**, 412–416 (1989).
- Wang, Q. -D. & Lu, T. Vibrational damping by quark matter inside neutron stars. *Acta Astrophysica Sinica* **5**, 59–66 (1985).
- Baym, G., Pethick, C. & Sutherland, P. The ground state of matter at high densities: equation of state and stellar models. *Astrophys. J.* **170**, 299–317 (1971).
- Panei, J. A., Althaus, L. G. & Benvenuto, O. G. Mass-radius relations for white dwarf stars of different internal compositions. *Astron. Astrophys.* **353**, 970–977 (2000).
- Pizzochero, P. M. Cooling of a strange star with crust. *Phys. Rev. Lett.* **66**, 2425–2428 (1991).
- Geng, J. J., Huang, Y. F. & Lu, T. Coalescence of strange-quark planets with strange stars: a new kind of source for gravitational wave bursts. *Astrophys. J.* **804**, 21 (5 pp) (2015).
- Cheng, K. S., Dai, Z. G. & Lu, T. Strange stars and related astrophysical phenomena. *Int. J. Mod. Phys. D* **7**, 139–176 (1998).
- Hills, J. G. Possible power source of Seyfert galaxies and QSOs. *Nature* **254**, 295–298 (1975).
- Perryman, M. A. C. Extra-solar planets. *Rep. Prog. Phys.* **63**, 1209–1272 (2000).
- Borucki, W. J. KEPLER mission: development and overview. *Rep. Prog. Phys.* **79**, 036901 (49pp) (2016).
- Armstrong, D. J. *et al.* Variability in the atmosphere of the hot giant planet HAT-P-7 b. *Nat. Astron.* **1**, 0004 (7 pp) (2016).
- Wolszczan, A. & Frail, D. A. A planetary system around the millisecond pulsar PSR1257 + 12. *Nature* **355**, 145–147 (1992).
- Han, E. *et al.* Exoplanet orbit database. II. updates to Exoplanets.org. *Pub. Astron. Soc. Pac.* **126**, 827–837 (2014).
- Coughlin, J. L. *et al.* Planetary candidates observed by Kepler. VII. the first fully uniform catalog based on the entire 48-month data set (Q1-Q17 DR24). *Astrophys. J. Suppl. Ser.* **224**, 12 (27pp) (2016).
- Wolszczan, A. Discovery of pulsar planets. *New Astronomy Reviews* **56**, 2–8 (2012).
- Xu, R. X., Zhang, B. & Qiao, G. J. What if pulsars are born as strange stars. *Astroparticle Phys.* **15**, 101–120 (2001).
- Bauswein, A. *et al.* Mass ejection by strange star mergers and observational implications. *Phys. Rev. Lett.* **103**, 011101 (4 pp) (2009).
- Adriani, O. *et al.* New upper limit on strange quark matter abundance in cosmic rays with the PAMELA space experiment. *Phys. Rev. Lett.* **115**, 111101 (5 pp) (2015).
- Drago, A. & Pagliara, G. The scenario of two families of compact stars. Part 2: transition from hadronic to quark matter and explosive phenomena. *Eur. Phys. J. A* **52**, 41 (15 pp) (2016).
- Krivoruchenko, M. I. & Martem'ianov, B. V. Astrophysical limits for binding energy of strange matter. *Astrophys. J.* **378**, 628–636 (1991).
- de Avellar, M. G. B. & Horvath, J. E. Exact and quasi-exact models of strange stars. *Int. J. Mod. Phys. D* **19**, 1937–1955 (2010).
- Drago, A., Lavagno, A. & Pagliara, G. Can very compact and very massive neutron stars both exist?. *Phys. Rev. D* **89**, 043014 (6 pp) (2014).
- Lattimer, J. M. & Prakash, M. Neutron star observations: prognosis for equation of state constraints. *Phys. Rep.* **442**, 109–165 (2007).
- Özel, F. & Freire, P. Masses, radii, and the equation of state of neutron stars. *Annu. Rev. Astron. Astrophys.* **54**, 401–440 (2016).
- Madsen, J. How to identify a strange star. *Phys. Rev. Lett.* **81**, 3311–3314 (1998).
- Bhattacharyya, S. *et al.* Fast spinning strange stars: possible ways to constrain interacting quark matter parameters. *Mon. Not. R. Astron. Soc.* **457**, 3101–3114 (2016).
- Page, D. & Applegate, J. H. The cooling of neutron stars by the direct URCA process. *Astrophys. J. Lett.* **394**, L17–L20 (1992).
- Lattimer, J. M. *et al.* Rapid cooling and the structure of neutron stars. *Astrophys. J.* **425**, 802–813 (1994).
- Lindblom, L. & Mendell, G. R-modes in superfluid neutron stars. *Phys. Rev. D* **61**, 104003 (15 pp) (2000).
- Andersson, N., Jones, D. I. & Kokkotas, K. D. Strange stars as persistent sources of gravitational waves. *Mon. Not. R. Astron. Soc.* **337**, 1224–1232 (2002).
- Jaranowski, P., Królak, A. & Schutz, B. F. Data analysis of gravitational-wave signals from spinning neutron stars: The signal and its detection. *Phys. Rev. D* **58**, 063001 (24 pp) (1998).
- Jones, D. I. & Andersson, N. Gravitational waves from freely precessing neutron stars. *Mon. Not. R. Astron. Soc.* **331**, 203–220 (2002).
- Mannarelli, M. *et al.* Torsional oscillations of nonbare strange stars. *Astrophys. J.* **815**, 81 (12 pp) (2015).
- Bauswein, A., Oechslin, R. & Janka, H. T. Discriminating strange star mergers from neutron star mergers by gravitational-wave measurements. *Phys. Rev. D* **81**, 024012 (21 pp) (2010).
- Moraes, P. H. R. S. & Miranda, O. D. Probing strange stars with advanced gravitational wave detectors. *Mon. Not. R. Astron. Soc.* **445**, L11–L15 (2014).
- Gu, P. G., Lin, D. N. C. & Bodenheimer, P. H. The effect of tidal inflation instability on the mass and dynamical evolution of extrasolar planets with ultrashort periods. *Astrophys. J.* **588**, 509–534 (2003).
- Colgate, S. A. & Petschek, A. G. Gamma ray bursts and neutron star accretion of a solid body. *Astrophys. J.* **248**, 771–782 (1981).

Acknowledgements

The authors thank Jin-Jun Geng for useful discussions. This work was supported by the National Natural Science Foundation of China with Grant No. 11473012, by the National Basic Research Program of China with Grant No. 2014CB845800, and by the Strategic Priority Research Program of the Chinese Academy of Sciences “Multi-waveband Gravitational Wave Universe” (Grant No. XDB23040000). This research has made use of the Exoplanet Orbit Database and the Exoplanet Data Explorer at exoplanets.org.

Author contributions

“Each author has contributed significantly to this study. In particular, Y.F.H. conceived the project and supervised the research, Y.B.Y. did the main calculations and helped to illustrate the implications of the research. Y.F.H. wrote the manuscript with significant input from Y.B.Y.”

Additional information

Supplementary information accompanies this paper at <http://www.nature.com/naturecommunications>

Competing financial interests: The authors declare no competing financial interests.

How to cite this article: Huang, Y.-F. & Yu, Y.-B. Searching for strange quark matter objects in exoplanets. *Sci. Rep.* **, **** doi: **** (2017).

Publisher's note: Springer Nature remains neutral with regard to jurisdictional claims in published maps and institutional affiliations.

This work is licensed under a Creative Commons Attribution 4.0 International License. The images or other third party material in this article are included in the article's Creative Commons license, unless indicated otherwise in the credit line; if the material is not included under the Creative Commons license, users will need to obtain permission from the license holder to reproduce the material. To view a copy of this license, visit <http://creativecommons.org/licenses/by/4.0/>

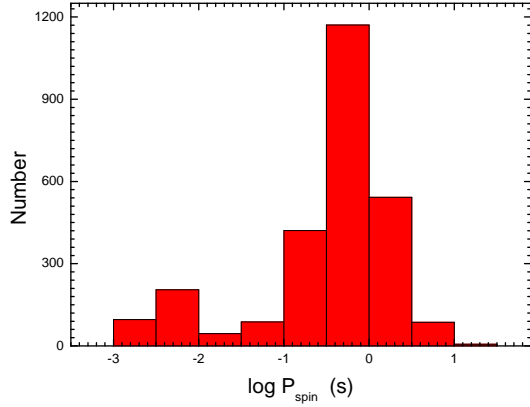


Figure S1. Spin period distribution for all the detected pulsars. Currently, the record for the smallest spin period is ~ 1.40 ms and only about 80 pulsars have periods less than 3 ms among all the ~ 2560 pulsars detected so far. The observational data are taken from the ATNF pulsar catalogue (<http://www.atnf.csiro.au/people/pulsar/psrcat/>).

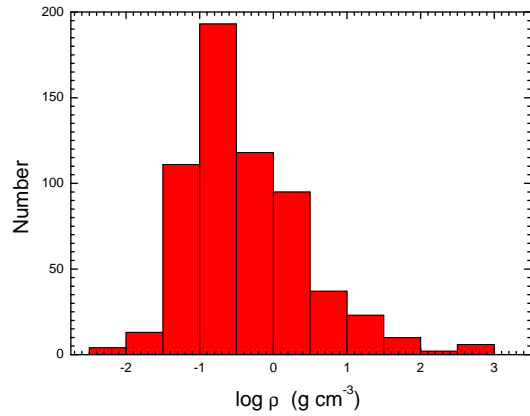


Figure S2. Density distribution for all the confirmed exoplanets with a density measurement. The total number of samples in this plot is 612. The highest density recorded so far is ~ 800 g/cm³, and only 8 planets have densities larger than 80 g/cm³. Note that the error bars of these high density planets are generally large. The observational data are taken from the Exoplanet Data Explorer website (<http://exoplanets.org/>, queried by 2016 December 26).

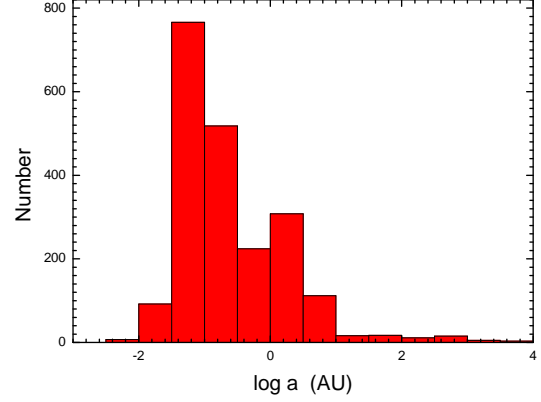


Figure S3. Orbital radius distribution for all the confirmed exoplanets. Most exoplanets have orbital radii larger than 0.01 AU. The smallest orbital radius recorded currently is 0.006 AU (9×10^{10} cm). The observational data are taken from the Exoplanet Data Explorer website (<http://exoplanets.org/>, queried by 2016 December 26).

Supplementary Information

In Figure 1 of this supplementary document, we plot the spin period distribution for all the detected pulsars. Theoretically, it has been argued that strange stars can spin much faster than neutron stars. Their spin periods can be as short as ≤ 1 ms, while the minimum spin period (P_{spin}) of neutron stars can hardly reach the submillisecond range. It is thus suggested that $P_{\text{spin}} < 1$ ms can be used to identify strange stars. However, from Figure 1 we see that although about 2560 pulsars have been detected so far, none of them has a spin period less than 1 ms. Currently, the fastest pulsar has a period of ~ 1.40 ms, and only about 80 pulsars have periods less than 3 ms. Despite the theoretical uncertainties on the minimum spin periods of strange stars and neutron stars, on the technological aspect, it is also difficult to detect submillisecond pulsars observationally. Figure 1 shows clearly that it is not an easy task to identify strange stars by detecting submillisecond pulsars.

In Figure 2 of this supplementary document, we plot the density distribution for all the confirmed exoplanets with density values available (612 objects in total). The densities of most exoplanets (about 93% of all the samples) are less than 10 g/cm³, and only 25 exoplanets are denser than 20 g/cm³ (i.e., $\sim 4.1\%$). In the high density section, only 8 planets are more compact than 100 g/cm³, corresponding to a percentage of 1.3%. Note that these high density planets generally have large error bars. All the remaining planets have densities less than 80 g/cm³. We specially notice that there is a gap in the density range of 80 — 100 g/cm³. As a result, in our study, we take 100 g/cm³ as a reasonable limit to calculate the tidal disruption radius for normal matter planets, which gives $r_{\text{td}} \sim 3.8 \times 10^{10}$ cm.

In Figure 3 of this supplementary document, we plot the distribution of orbital radius for all the confirmed exoplanets (2925 objects in total). Typically, the orbital radii are between 0.03 — 10 AU. Only 3 exoplanets have radii less than 0.01 AU. The smallest radius recorded so far is 0.006 AU (9×10^{10} cm), but even this value is safely above the critical tidal disruption radius of 3.8×10^{10} cm for a very dense object of $\rho \sim 100$ g/cm³. Figure 3 further proves that no clues pointing toward SQM planets exist in current exoplanet data set.