

Isoscalar Single-Pion Production in the Region of Roper and $d^*(2380)$ Resonances

The WASA-at-COSY Collaboration

P. Adlarson^{a,1}, W. Augustyniak^b, W. Bardan^c, M. Bashkanov^{d,*}, F.S. Bergmann^e, M. Berłowski^f, H. Bhatt^g, A. Bondar^{h,i}, M. Büscher^{j,2,3}, H. Calén^a, I. Ciepał^k, H. Clement^{l,m}, E. Czerwiński^c, K. Demmich^e, R. Engels^j, A. Ervenⁿ, W. Ervenⁿ, W. Eyrich^o, P. Fedorets^{i,p}, K. Föhl^q, K. Fransson^a, F. Goldenbaum^j, A. Goswami^{j,r}, K. Grigoryev^{j,s,4}, C.-O. Gullström^a, L. Heijmanskjöld^{a,1}, V. Hejny^{j,1}, N. Hüskens^e, L. Jarczyk^c, T. Johansson^a, B. Kamys^c, G. Kemmerling^{n,5}, G. Khatri^{c,6}, A. Khoukaz^e, O. Khreptak^c, D.A. Kirillov^t, S. Kistryn^c, H. Kleines^{n,5}, B. Kłos^u, W. Krzemień^c, P. Kulessa^k, A. Kupś^{a,f}, A. Kuzmin^{h,i}, K. Lalwani^v, D. Lersch^j, B. Lorentz^j, A. Magiera^c, R. Maier^{j,w}, P. Marciniewski^a, B. Mariański^b, H.-P. Morsch^b, P. Moskal^c, H. Ohm^j, W. Parol^k, E. Perez del Rio^{l,m,7}, N.M. Piskunov^t, D. Prasuhn^j, D. Pszczel^{a,f}, K. Pyszk^k, A. Pysznik^{a,c}, J. Ritman^{j,w,x}, A. Roy^r, Z. Rudy^c, O. Rundel^c, S. Sawant^{g,j}, S. Schadmand^j, I. Schätti-Ozerianska^c, T. Seifick^j, V. Serdyuk^j, B. Shwartz^{h,i}, K. Sitterberg^e, T. Skorodko^{l,m,y}, M. Skurzok^c, J. Smyrski^c, V. Sopov^p, R. Stassen^j, J. Stepaniak^f, E. Stephan^u, G. Sterzenbach^j, H. Stockhorst^j, H. Ströher^{j,w}, A. Szczurek^k, A. Trzciński^b, R. Varma^g, M. Wolke^a, A. Wrońska^c, P. Wüstnerⁿ, A. Yamamoto^z, J. Zabierowski^{aa}, M.J. Zieliński^c, J. Złomańczuk^a, P. Żuprański^b, M. Żurek^j

^aDivision of Nuclear Physics, Department of Physics and Astronomy, Uppsala University, Box 516, 75120 Uppsala, Sweden

^bDepartment of Nuclear Physics, National Centre for Nuclear Research, ul. Hoza 69, 00-681, Warsaw, Poland

^cInstitute of Physics, Jagiellonian University, prof. Stanisława Łojasiewicza 11, 30-348 Kraków, Poland

^dSchool of Physics and Astronomy, University of Edinburgh, James Clerk Maxwell Building, Peter Guthrie Tait Road, Edinburgh EH9 3FD, Great Britain

^eInstitut für Kernphysik, Westfälische Wilhelms-Universität Münster, Wilhelm-Klemm-Str. 9, 48149 Münster, Germany

^fHigh Energy Physics Department, National Centre for Nuclear Research, ul. Hoza 69, 00-681, Warsaw, Poland

^gDepartment of Physics, Indian Institute of Technology Bombay, Powai, Mumbai-400076, Maharashtra, India

^hBudker Institute of Nuclear Physics of SB RAS, 11 akademika Lavrentieva prospect, Novosibirsk, 630090, Russia

ⁱNovosibirsk State University, 2 Pirogova Str., Novosibirsk, 630090, Russia

^jInstitut für Kernphysik, Forschungszentrum Jülich, 52425 Jülich, Germany

^kThe Henryk Niewodniczański Institute of Nuclear Physics, Polish Academy of Sciences, 152 Radzikowskiego St, 31-342 Kraków, Poland

^lPhysikalisches Institut, Eberhard-Karls-Universität Tübingen, Auf der Morgenstelle 14, 72076 Tübingen, Germany

^mKepler Center for Astro and Particle Physics, Eberhard Karls University Tübingen, Auf der Morgenstelle 14, 72076 Tübingen, Germany

ⁿZentralinstitut für Engineering, Elektronik und Analytik, Forschungszentrum Jülich, 52425 Jülich, Germany

^oPhysikalisches Institut, Friedrich-Alexander-Universität Erlangen-Nürnberg, Erwin-Rommel-Str. 1, 91058 Erlangen, Germany

^pInstitute for Theoretical and Experimental Physics, State Scientific Center of the Russian Federation, Bolshaya Cheremushkinskaya 25, 117218 Moscow, Russia

^qII. Physikalisches Institut, Justus-Liebig-Universität Gießen, Heinrich-Buff-Ring 16, 35392 Giessen, Germany

^rDepartment of Physics, Indian Institute of Technology Indore, Khandwa Road, Indore-452017, Madhya Pradesh, India

^sHigh Energy Physics Division, Petersburg Nuclear Physics Institute, Orlova Rosha 2, Gatchina, Leningrad district 188300, Russia

^tVeksler and Baldin Laboratory of High Energy Physics, Joint Institute for Nuclear Physics, Joliot-Curie 6, 141980 Dubna, Moscow region, Russia

^uAugust Chelkowski Institute of Physics, University of Silesia, Uniwersytecka 4, 40-007, Katowice, Poland

^vDepartment of Physics, Malaviya National Institute of Technology Jaipur, 302017, Rajasthan, India

^wJARA-FAME, Jülich Aachen Research Alliance, Forschungszentrum Jülich, 52425 Jülich, and RWTH Aachen, 52056 Aachen, Germany

^xInstitut für Experimentalphysik I, Ruhr-Universität Bochum, Universitätsstr. 150, 44780 Bochum, Germany

^yDepartment of Physics, Tomsk State University, 36 Lenina Avenue, Tomsk, 634050, Russia

^zHigh Energy Accelerator Research Organisation KEK, Tsukuba, Ibaraki 305-0801, Japan

^{aa}Department of Astrophysics, National Centre for Nuclear Research, Box 447, 90-950 Łódź, Poland

^{ab}Helmholtz-Institut für Strahlen- und Kernphysik, Rheinische Friedrich-Wilhelms-Universität Bonn, Nußallee 14-16, 53115 Bonn, Germany

Abstract

Exclusive measurements of the quasi-free $pn \rightarrow pp\pi^-$ and $pp \rightarrow pp\pi^0$ reactions have been performed by means of pd collisions at $T_p = 1.2$ GeV using the WASA detector setup at COSY. Total and differential cross sections have been obtained covering the energy region $T_p = 0.95 - 1.3$ GeV ($\sqrt{s} = 2.3 - 2.46$ GeV), which includes the regions of $\Delta(1232)$, $N^*(1440)$ and $d^*(2380)$ resonance excitations. From these measurements the isoscalar single-pion production has been extracted, for which data existed so far only below $T_p = 1$ GeV. We observe a substantial increase of this cross section above 1 GeV, which can be related to the Roper resonance $N^*(1440)$, the strength of which shows up isolated from the Δ resonance in the isoscalar $(N\pi)_{I=0}$ invariant-mass spectrum. No evidence for a decay of the dibaryon resonance $d^*(2380)$ into the isoscalar $(NN\pi)_{I=0}$ channel is found. An upper limit of $180 \mu\text{b}$ (90 % C.L.) corresponding to a branching ratio of 9 % has been deduced.

Keywords: Single-Pion Production, Isoscalar Part, Roper Resonance, Dibaryon Resonance

1. Introduction

Single-pion production in nucleon-nucleon (NN) collisions may be separated into isoscalar and isovector production. Excitation of the $\Delta(1232)$ resonance and of higher-lying Δ states in the course of the collision process can only happen in an isovector process. Hence the isoscalar single-pion production is restricted to non-resonant as well as resonant isoscalar processes like the excitation of the Roper resonance $N^*(1440)$ and higher-lying N^* resonances – but also to the excitation and decay of the recently observed dibaryon state $d^*(2380)$ with $I(J^P) = 0(3^+)$ [1, 2, 3, 4]

At incident energies below 1 GeV single-pion production is strongly characterized by excitation and decay of the $\Delta(1232)$ resonance. There have been several attempts in the past to extract the isoscalar production cross section, in order to reveal production processes other than the dominating Δ process. Since single-pion production in NN collisions is either purely isovector or isospin-mixed, the isoscalar cross section has to be obtained by combination of various cross section measurements. Most often the relation [5, 6]:

$$\sigma_{NN \rightarrow NN\pi}(I=0) = 3(2\sigma_{np \rightarrow pp\pi^-} - \sigma_{pp \rightarrow pp\pi^0}) \quad (1)$$

is used. Since here the difference of two usually big values enters, the experimental uncertainties appear generally quite large relative to the obtained absolute values. Previous experimental studies from near threshold up to 1 GeV incident energy give a large scatter of values with a tendency of being close to zero at low energies and increasing to values in the range of 1 - 2 mb [7, 8, 9, 10] towards 1 GeV, in Ref. [5] even up to 4 mb.

In Ref. [10] the isoscalar cross sections have not been derived by use of eq. (1). Instead of using total cross sections a partial-wave analysis was applied to (unnormalized) angular and invariant mass distributions. The isoscalar cross section was then extracted from the observed asymmetries in the pion angular distribution.

Here we report on first measurements of the isoscalar cross section from $T_p = 0.95$ GeV up to 1.3 GeV ($\sqrt{s} = 2.3 - 2.46$ GeV) by use of eq. (1). Aside from the $\Delta(1232)$ and $N^*(1440)$ excitations, this energy range covers the region of the $d^*(2380)$ dibaryon resonance. Whereas this resonance is considered to

decay via an intermediate $\Delta\Delta$ system in general [11], Kukulin and Platonova [12] recently proposed an alternative scenario, where this resonance decays into the ΔN threshold state D_{12} with $I(J^P) = 1(2^+)$ by emission of a pion in relative p wave. Kinematically such a decay is hard to distinguish from that via an intermediate $\Delta\Delta$ system. However, contrary to the latter the decay via D_{12} causes a decay branch $d^*(2380) \rightarrow (NN\pi)_{I=0}$ because of the decay $D_{12} \rightarrow NN$. According to the SAID partial-wave analyses [13, 14] the latter decay branch is 16 - 18%. Using a total d^* production cross section of about 1.7 mb extracted from the observed decays into NN and $NN\pi\pi$ channels [11], we thus expect a peak cross section of about 340 μb for the route $pn \rightarrow d^*(2380) \rightarrow D_{12}\pi \rightarrow (NN\pi)_{I=0}$.

Following a suggestion of Bugg [15], $d^*(2380)$ could represent as well a $N^*(1440)N$ system. Such a scenario would cause, too, a decay of $d^*(2380)$ into the isoscalar $NN\pi$ system. Since the Roper resonance decays into the $N\pi$ channel with a probability of 55 - 75% [16], we expect in this case a cross section as large as 1.1 - 1.4 mb for the route $pn \rightarrow d^*(2380) \rightarrow N^*(1440)N \rightarrow (NN\pi)_{I=0}$.

2. Experiment

In order to utilize eq. (1) for the extraction of the isoscalar single-pion production we have measured both reactions $pp \rightarrow pp\pi^0$ and $pn \rightarrow pp\pi^-$ simultaneously by use of their quasifree processes in pd collisions. The experiment has been carried out at COSY (Forschungszentrum Jülich) at the WASA detector setup by using a proton beam with an energy of $T_p = 1.2$ GeV impinging on a deuterium pellet target [17, 18]. By exploiting the quasi-free scattering processes $pd \rightarrow pp\pi^0 + n_{\text{spectator}}$ and $pd \rightarrow pp\pi^- + p_{\text{spectator}}$, we cover the energy region $T_p = 0.95 - 1.3$ GeV corresponding to $\sqrt{s} = 2.30 - 2.44$ GeV. This includes the regions of $\Delta(1232)$, $N^*(1440)$ and $d^*(2380)$ resonance excitations.

The hardware trigger utilized in this analysis required at least one charged hit in the forward detector as well as two recorded clusters in the central detector.

The quasi-free reaction $pd \rightarrow pp\pi^0 + n_{\text{spectator}}$ has been selected in the offline analysis by requiring one proton track in each of the forward and central detectors as well as two photon hits in the central detector, which can be traced back to the decay of a π^0 particle. The quasi-free reaction $pd \rightarrow pp\pi^- + p_{\text{spectator}}$ has been selected in the same way with the difference that now instead of two photon hits a π^- track has been required in the central detector.

That way, the non-measured spectator four-momentum could be reconstructed by a kinematic fit with two and one over-constraints, respectively, which derive from the conditions for energy and momentum conservation and the π^0 mass. The achieved resolution in \sqrt{s} was about 20 MeV.

The charged particles registered in the segmented forward detector of WASA have been identified by use of the $\Delta E - E$ energy loss method. For its application in the data analysis, all combinations of signals stemming from the five layers of the forward range hodoscope have been used. The charged particles in the central detector have been identified by their curved

*Corresponding author

Email address: mikhail.bashkanov@ed.ac.uk (M. Bashkanov)

¹present address: Institut für Kernphysik, Johannes Gutenberg-Universität Mainz, Johann-Joachim-Becher Weg 45, 55128 Mainz, Germany

²present address: Peter Grünberg Institut, PGI-6 Elektronische Eigenschaften, Forschungszentrum Jülich, 52425 Jülich, Germany

³present address: Institut für Laser- und Plasmaphysik, Heinrich-Heine Universität Düsseldorf, Universitätsstr. 1, 40225 Düsseldorf, Germany

⁴present address: III. Physikalisches Institut B, Physikzentrum, RWTH Aachen, 52056 Aachen, Germany

⁵present address: Jülich Centre for Neutron Science JCNS, Forschungszentrum Jülich, 52425 Jülich, Germany

⁶present address: Department of Physics, Harvard University, 17 Oxford St., Cambridge, MA 02138, USA

⁷present address: INFN, Laboratori Nazionali di Frascati, Via E. Fermi, 40, 00044 Frascati (Roma), Italy

track in the magnetic field as well as by their energy loss in the surrounding plastic scintillator barrel and electromagnetic calorimeter.

In total a sample of about 924000 good $pp\pi^0$ and 235000 good $pp\pi^-$ events has been selected. The requirement that the two protons have to be each in the angular range covered by the forward and central detector and that the π^- and the gammas resulting from π^0 decay have to be in the angular range of the central detector reduces the overall acceptance to about 38% and 41%, respectively. The total reconstruction efficiency including all cuts and kinematical fitting has been 3.5% and 1%, respectively. Efficiency and acceptance corrections of the data have been performed by MC simulations of reaction process and detector setup. For the MC simulations pure phase-space and model descriptions have been used, which will be discussed in the next chapter. Since WASA does not cover the full reaction phase space, albeit a large fraction of it, these corrections are not fully model independent. The hatched grey histograms in Figs. 2 - 4 give an estimate for these systematic uncertainties. As a measure of these we have taken the difference between model corrected results and those obtained by assuming pure phase space for the acceptance corrections. Though this very conservative estimate may considerably exaggerate the true systematic uncertainties, it demonstrates the stability of the corrections. Compared to the uncertainties in these corrections, systematic errors associated with modeling the reconstruction of particles are negligible.

The absolute normalization of the data has been obtained by comparison of the quasi-free single pion production process $pd \rightarrow pp\pi^0 + n_{spectator}$ to previous bubble-chamber results for the $pp \rightarrow pp\pi^0$ reaction [19, 20, 21]. That way, the uncertainty in the absolute normalization of our data is essentially that of the previous $pp \rightarrow pp\pi^0$ data, *i.e.* in the order of 5 - 15%. For the $pn \rightarrow pp\pi^-$ reaction the extrapolation to full phase space introduces some model dependence, which gives an uncertainty in the order of 5 % in the absolute scale of this cross section relative to the one of the $pp \rightarrow pp\pi^0$ reaction.

3. Results and Discussion

In order to determine the energy dependence of the total cross sections for the $pp \rightarrow pp\pi^0$ and $pn \rightarrow pp\pi^-$ reactions, we have divided our data sample into bins of 50 MeV width in the incident energy T_p . The resulting total cross sections for these channels as well as for the isoscalar channel determined by use of eq. (1) are shown in Fig. 1 together with results from earlier measurements [5, 6, 7, 8, 9, 10, 19, 20, 21, 22, 23, 24, 25, 26, 27, 28, 29, 30]. Our data for the $pp\pi^0$ channel exhibit a flat energy dependence in good agreement with previous data. For the $pp\pi^-$ channel our data show a slope slightly declining with increasing energy – in fair agreement with previous results, which exhibit quite some scatter.

The isoscalar cross section as obtained by use of eq. (1) is displayed at the bottom panel of Fig. 1. Our data exhibit cross sections in the range of 5 mb. In the overlap region with previous results, at incident energies around 1 GeV, our data agree with those obtained by Dakhno *et al.* [5], but are higher than

the results of Refs. [7, 9, 10]. The latter used cross sections for the $pp \rightarrow pp\pi^0$ reaction, which are higher by roughly 10% than those used in Ref. [5].

By use of eq. (1) the 5 % uncertainty in the absolute scale of our cross sections for the $pp\pi^-$ channel relative to those of the $pp\pi^0$ channel translates to an uncertainty of 30 %, *i.e.* about 1 mb, in the absolute scale of the isoscalar cross section. Hence the discrepancy to the results of Ref. [10] may possibly not be as big as Fig. 1, bottom, seems to illustrate.

The results of Ref. [10] agree with those of Dakhno *et al.* [5] for $T_p < 0.9$ GeV. Only above there are discrepancies. Whereas the data point from Dakhno *et al.* at $T_p = 0.978$ GeV signals a further increase of the isoscalar cross section, the cross section deduced in Ref. [10] starts to decrease again at higher energies. This behavior appears to be very strange, since the Roper excitation – as the only isoscalar resonance process at low energies – keeps rising in strength up to 1 GeV beam energy and leveling off beyond, as we know from the analysis of two-pion production data [31, 32]. The observed energy dependence of the isoscalar single-pion production given by the data from Dakhno *et al.* [5] and WASA is at least qualitatively close to that deduced for the Roper excitation in two-pion production.

When binned into \sqrt{s} bins of 20 MeV, the differential distributions do not exhibit any particular energy dependence in their shapes – which is of no surprise, since the energy region covered in this measurement is dominated by Δ and Roper excitations with very smooth energy dependencies due to their large decay widths. Hence we refrain from showing the differential distributions for single \sqrt{s} bins. We rather show them un-binned, *i.e.*, averaged over the full energy range of the measurement, which has the advantage of better statistics and less systematic uncertainties due to potential binning artifacts.

For a three-body final state there are four independent differential observables. We choose to show in this paper the differential distributions for the center-of-mass (c.m.) angles for protons and pions denoted by $\Theta_p^{c.m.}$ and $\Theta_\pi^{c.m.}$, respectively, as well as for the invariant masses $M_{p\pi}$ and M_{pp} . These distributions are shown in Figs. 2 - 3.

All measured differential distributions are markedly different in shape from pure phase-space distributions (shaded areas in Figs. 2 - 3). They are reasonably well reproduced by model calculations for t -channel pion exchange leading to excitation and decay of $\Delta(1232)$ and $N^*(1440)$. This has been accomplished by utilizing the Valencia code for pion production [33]. The calculations are adjusted in area to the data in Figs. 2 - 3.

The proton angular distribution is strongly forward-backward peaked in both channels as expected for a peripheral reaction process. The pion angular distribution of the purely isovector $pp\pi^0$ channel, where the Δ excitation dominates, behaves as expected from the p -wave decay of the Δ resonance. For the isospin-mixed $pp\pi^-$ channel, where the Roper resonance contributes with a flat pion angular dependence, the observed pion angular distribution is less curved due the combined contributions from Δ and Roper decays.

The invariant mass spectra for $M_{p\pi^0}$ and $M_{p\pi^-}$ are both characterized by the Δ peak – though in the $M_{p\pi^0}$ spectrum much more pronounced than in the $M_{p\pi^-}$ spectrum. At the high-mass

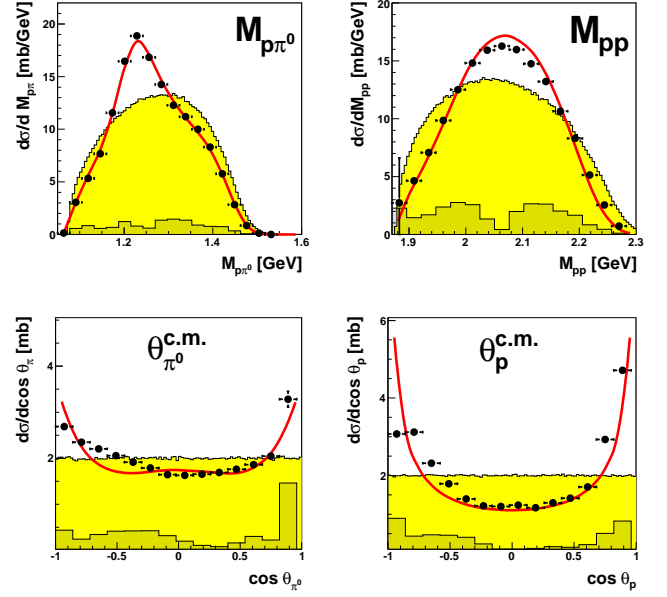
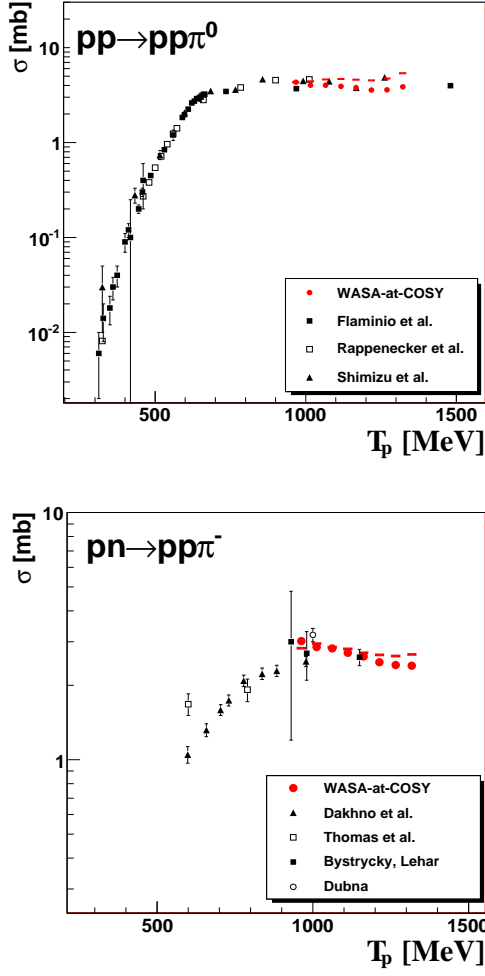


Figure 2: (Color online) Differential distributions of the $pp \rightarrow pp\pi^0$ reaction at $T_p = 1.2$ GeV for invariant-masses $M_{p\pi^0}$ (top left) and M_{pp} (top right) of $p\pi^0$ and pp subsystems, respectively, as well as for the c.m. angles of neutral pions $\theta_{\pi^0}^{c.m.}$ (bottom left) and protons $\theta_p^{c.m.}$ (bottom right). The hatched histograms indicate systematic uncertainties due to the restricted phase-space coverage of the data. The shaded areas represent pure phase-space distributions, the solid lines are calculations of $\Delta(1232)$ and $N^*(1440)$ excitations by t -channel meson exchange – normalized in area to the data.

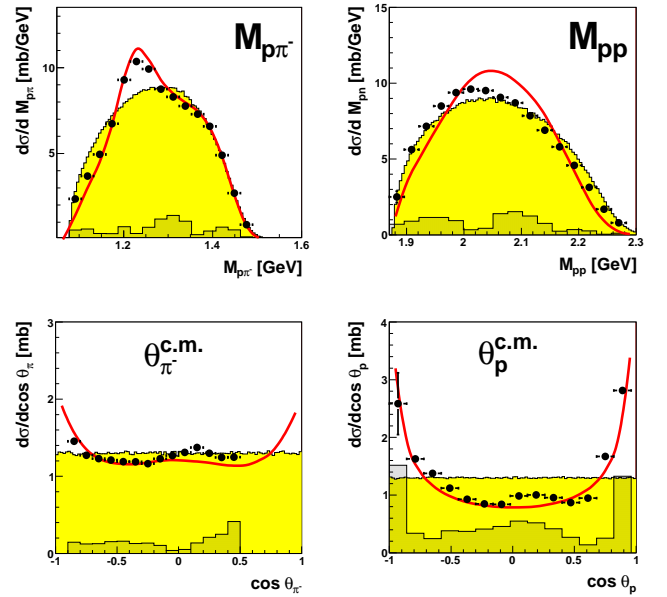
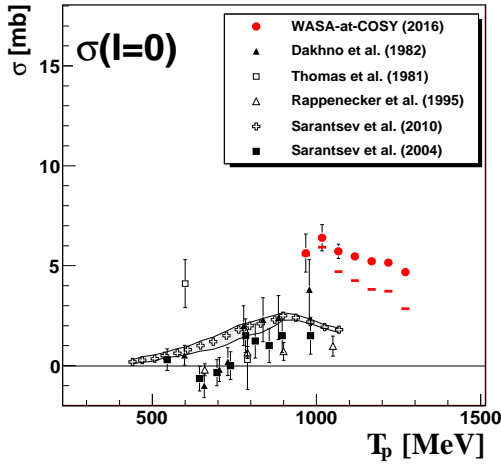


Figure 3: (Color online) The same as Fig. 2, but for the $pn \rightarrow pp\pi^-$ reaction.

Figure 1: (Color online) Total cross sections in dependence of the incident proton energy T_p for the reactions $pp \rightarrow pp\pi^0$ (top), $pn \rightarrow pp\pi^-$ (middle) and the extracted isoscalar single-pion production cross section $\sigma(I=0)$ (bottom). Red solid circles denote the results of this work. The red horizontal bars represent the same data by use of a pure phase-space correction and serve just as an indication for systematic uncertainties. Other symbols give results from earlier work [5, 6, 7, 8, 9, 10, 19, 20, 21, 22, 23, 24, 25, 26, 27, 28, 29, 30].

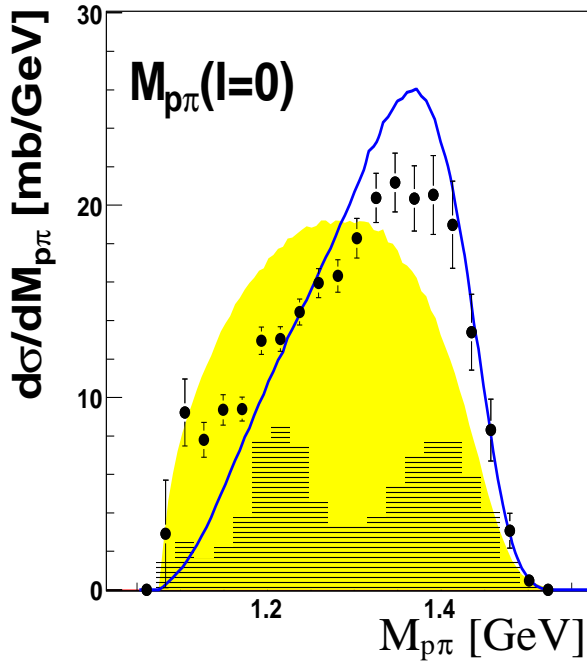


Figure 4: (Color online) The same as Figs. 2 and 3, but for the the isoscalar $p\pi$ invariant mass spectrum as obtained from the $M_{p\pi^0}$ and $M_{p\pi^-}$ distributions by use of eq. (1). The blue solid line represents the calculated Roper excitation normalized in area to the data.

shoulder of the Δ peak the Roper excitation gets visible – in particular now in the $M_{p\pi}$ spectrum.

By application of eq. (1) to the invariant mass spectra we obtain the isoscalar $p\pi$ invariant mass distribution, in which the isovector Δ process has to be absent. Fig. 4 exhibits the isoscalar $M_{p\pi}^{l=0}$ distribution, where indeed the Δ peak has vanished. The remaining structure at higher energies has to be attributed to the isoscalar Roper excitation (solid line). To our knowledge this is the first time that the isoscalar Roper excitation could be visibly isolated in an invariant mass distribution.

The energy dependence of the total isoscalar cross section is displayed in Fig. 5 in dependence of the c.m. energy \sqrt{s} . The only apparent structure is an enhancement at $\sqrt{s} = 2.33$ GeV. However, its statistical significance is less than 3σ and hence not of statistical relevance.

At the location of the $d^*(2380)$ resonance the cross section exhibits no particular structure. In principle the resonance can interfere with the background, which is dominated by the Roper excitation. Since we are here just in the region of the nominal $N^*(1440)N$ threshold, this system is most likely in relative S wave yielding total angular momenta of 0 and 1. In order to interfere with the $d^*(2380)$ resonance, the $N^*(1440)N$ system would need to have a total angular momentum of 3, *i.e.*, would need to be in relative D wave – which is extremely unlikely at threshold. These considerations are also supported by the partial-wave decomposition given in Ref. [10] for the $np \rightarrow p\pi\pi^-$ reaction at $T_p \approx 1$ GeV, where the contribution of the

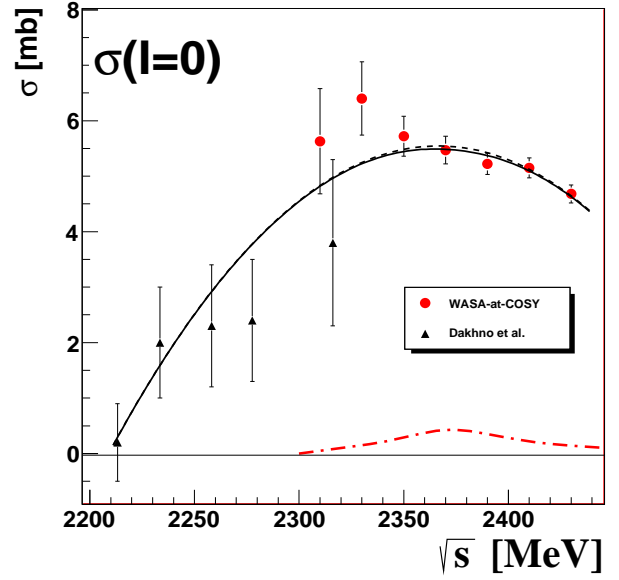


Figure 5: (Color online) The isoscalar single-pion production cross section in NN collisions in dependence of the total c.m. energy \sqrt{s} . Shown are the results of this work (circles) together with the results from Dakhno *et al.* [5] (triangles) at lower energies. The dash-dotted line illustrates a 10% $d^*(2380)$ resonance contribution. Solid and dashed lines show a fit to the data using a second order polynomial with and without d^* contribution, respectively.

isoscalar 3D_3 np partial wave is below the percent level.

Since interference must be discarded, we have to assume that a potential $d^*(2380)$ decay into the isoscalar $NN\pi$ channel adds incoherently to the conventional background. We observe, however, no indication of a corresponding enhancement in the energy dependence of the cross section. We can therefore only give an upper limit based on the statistical uncertainty of the data points in the $d^*(2380)$ resonance region.

The Roper resonance can be safely assumed to produce an isoscalar contribution, which has a very smooth energy dependence yielding a bump-like structure with a curvature representing the large width of the Roper. A second order polynomial should therefore be a good approximation for the Roper contribution in the region of interest. Indeed, a corresponding fit gives already an excellent reproduction of our data. Inclusion of a Lorentzian representing a potential $d^*(2380)$ contribution gives an improvement only, if a tiny negative contribution is allowed.

In order to get the right curvature at the low-energy side, we next included also the data of Dakhno *et al.* [5] in the fit. These produce only a slightly stronger curvature in the region of our data. The fit, which is shown in Fig. 5 by the dashed line, yields an excellent description of both data sets. Inclusion of a potential $d^*(2380)$ contribution in the fit leads again to a negative resonance strength with a peak value of $-72 \pm 170 \mu\text{b}$ (solid line in Fig. 5).

That way we arrive at an upper limit of $180 \mu\text{b}$ at the 90 % confidence level. This corresponds to an upper limit for the

branching ratio of 9 % for the $d^*(2380)$ decay into the $NN\pi$ channel.

This limit is much below the expectation, if $d^*(2380)$ would be dominantly a $N^*(1440)N$ configuration. As discussed in the introduction, for this case we expected a $d^*(2380)$ contribution of more than 1 mb. Hence this upper limit means that only less than 14 % of the $d^*(2380)$ decay can proceed via a $N^*(1440)N$ configuration.

For the scenario, where the $d^*(2380)$ decay proceeds via the $D_{12}\pi$ configuration, our derived upper limit is not as stringent and restricts such a configuration only to less than 50 %. Our result is compatible with a recent proposal to consider $d^*(2380)$ as a compact hexaquark configuration surrounded by a molecule-like $D_{12}\pi$ configuration [34]. It is, of course, also compatible with a pure hexaquark scenario, where the predicted $d^* \rightarrow NN\pi$ decay rate is as small as 1 - 3% [35].

4. Conclusions

The isoscalar single-pion production in NN collisions has been extracted from simultaneous measurements of the $pp \rightarrow pp\pi^0$ and $pn \rightarrow pp\pi^-$ reactions in the energy range $T_p = 0.95 - 1.3$ GeV ($\sqrt{s} = 2.3 - 2.46$ GeV). The obtained isoscalar cross sections in the region of 5 mb – the first ones in this energy range – fit well to earlier Gatchina results [5] at lower energies, but less to more recent ones [7, 9].

The differential distributions of the $pp \rightarrow pp\pi^0$ and $pn \rightarrow pp\pi^-$ reactions are well described by t -channel meson exchange leading to excitation and decay of $\Delta(1232)$ and $N^*(1440)$. Application of eq. (1) to invariant-mass spectra provides an isoscalar $M_{pp\pi}^{I=0}$ spectrum, where the $\Delta(1232)$ resonance is absent leaving thus the Roper resonance isolated.

The measured energy dependence of the isoscalar cross section gives no evidence for a decay of the dibaryon resonance $d^*(2380)$ into the isoscalar $NN\pi$ channel. The derived upper limit excludes the proposed $N^*(1440)N$ channel as a major intermediate decay configuration. It also restricts a possible $D_{12}\pi$ configuration to less than 50 %, but is in full accordance with quark-model calculations predicting a compact hexaquark configuration for $d^*(2380)$. By these measurements the investigation of all possible hadronic decay channels of $d^*(2380)$ has been completed. What is left, is the study of its electromagnetic decays, which are expected to be smaller by another three to four orders of magnitude [36].

5. Acknowledgments

We acknowledge valuable discussions with A. Gal, V. Kukulin, E. Oset and C. Wilkin on this issue. We are particularly indebted to L. Alvarez-Ruso for using his code. This work has been supported by DFG (CL214/3-1 and 3-2) and STFC (ST/L00478X/1).

References

[1] M. Bashkanov *et al.*, Phys. Rev. Lett. **102** (2009) 052301.

[2] P. Adlarson *et al.* Phys. Rev. Lett **106** (2011) 242302.
[3] P. Adlarson *et al.*, Phys. Rev. Lett **112** (2014) 202301.
[4] P. Adlarson *et al.*, Phys. Rev. C **90** (2014) 035204.
[5] L. G. Dakhno *et al.*, Phys. Lett. B **114** (1982) 409.
[6] J. Bystricky *et al.*, J. Physique **48** (1987) 1901 and references therein.
[7] G. Rappenecker *et al.*, Nucl. Phys. A **590** (1995) 763 and references therein.
[8] W. Thomas *et al.*, Phys. Rev. D **24** (1981) 1736.
[9] V. V. Sarentsev *et al.*, Eur. Phys. J. A **21** (2004) 303.
[10] V. V. Sarentsev *et al.*, Eur. Phys. J. A **43** (2010) 11.
[11] M. Bashkanov, H. Clement and T. Skorodko, Eur. Phys. J. **51** (2015) 87 and references therein.
[12] M. Platonova and V. Kukulin, Phys. Rev. C **87** (2013) 025202.
[13] R. A. Arndt, J. S. Hyslop III and L. D. Roper, Phys. Rev. D **35** (1987) 128.
[14] R. L. Workman, W. J., Briscoe and I. I. Strakovsky, Phys. Rev. C **94** (2016) 065203.
[15] D. V. Bugg, Eur. Phys. J. A **50** (2014) 104.
[16] K. A. Olive *et al.* (PDG), Chin. Phys. C **38** (2014) 090001.
[17] Ch. Bargholtz *et al.*, Nucl. Instrum. Methods A **547** (2005) 294.
[18] H. H. Adam *et al.*, arXiv:nucl-ex/0411038 (2004).
[19] F. Shimizu *et al.*, Nucl. Phys. A **386** (1982) 571.
[20] A. M. Eisner *et al.*, Phys. Rev. **138** (1965) B670.
[21] G. Agakishiev *et al.*, Eur. Phys. J. A **51** (2015) 137.
[22] A. Abdivaliev *et al.*, Dubna Preprint JINR D1-81-756 (1981).
[23] D. C. Brunt, M. J. Clayton and B. A. Westwood, Phys. Rev. **187** (1969) 1856.
[24] V. Flaminio *et al.*, CERN libraries, CERN-HERA 84-01 (1984).
[25] A. F. Dunaytsev and Y. D. Prokoshkin, Sov. Phys. JETP **9** (1959) 1179.
[26] S. Focardiet *et al.*, Nuovo Cim. **39** (1965) 405.
[27] B. Baldoni *et al.*, Nuovo Cim. **26** (1962) 1376.
[28] V. M. Guzhavin *et al.*, Sov. Phys. JETP **19** (1964) 847.
[29] R. J. Cence *et al.*, Phys. Rev. **131** (1963) 2713.
[30] D. V. Bugg *et al.*, Phys. Rev. **133** (1964) B1017.
[31] T. Skorodko *et al.*, Phys. Lett. B **679** (2009) 30.
[32] T. Skorodko *et al.*, Eur. Phys. J. A **35** (2008) 317.
[33] L. Alvarez-Ruso, E. Oset, E. Hernandez, Nucl. Phys. A **633** (1998) 519 and priv. comm.
[34] A. Gal, arXiv:1612.05092 [nucl-th].
[35] Yubing Dong, Fei Huang, Pengnian Shen and Zongye Zhang, arXiv:1702.03658 [nucl-th].
[36] H. Clement, Prog. Part. Nucl. Phys. **93** (2017) 195.