

# Correlation effects and hidden spin-orbit entangled electronic order in parent and electron-doped iridates $\text{Sr}_2\text{IrO}_4$

Sen Zhou<sup>1,2</sup>, Kun Jiang<sup>3</sup>, Hua Chen<sup>4</sup>, and Ziqiang Wang<sup>3</sup>

<sup>1</sup>CAS Key Laboratory of Theoretical Physics, Institute of Theoretical Physics,  
Chinese Academy of Sciences, Beijing 100190, China

<sup>2</sup>School of Physical Sciences, University of Chinese Academy of Sciences, Beijing 100049, China

<sup>3</sup>Department of Physics, Boston College, Chestnut Hill, Massachusetts 02467, USA and

<sup>4</sup>International Center for Quantum Materials and School of Physics, Peking University, Beijing 100871, China

(Dated: January 7, 2019)

Analogues of the high- $T_c$  cuprates have been long sought after in transition metal oxides. Due to the strong spin-orbit coupling (SOC), the 5d perovskite iridates  $\text{Sr}_2\text{IrO}_4$  exhibit a low-energy electronic structure remarkably similar to the cuprates. Whether a superconducting state exists as in the cuprates requires understanding the correlated spin-orbit entangled electronic states. Recent experiments discovered hidden order in the parent and electron doped iridates, some with striking analogies to the cuprates, including Fermi surface pockets, Fermi arcs, and pseudogap. Here, we study the correlation and disorder effects in a five-orbital model derived from the band theory. We find that the experimental observations are consistent with a  $d$ -wave spin-orbit density wave order that breaks the symmetry of a joint two-fold spin-orbital rotation followed by a lattice translation. There is a Berry phase and a plaquette spin flux due to spin precession as electrons hop between Ir atoms, akin to the intersite SOC in quantum spin Hall insulators. The associated staggered circulating  $J_{\text{eff}} = 1/2$  spin current can be probed by advanced techniques of spin-current detection in spintronics. This electronic order can emerge spontaneously from the intersite Coulomb interactions between the spatially extended iridium 5d orbitals, turning the metallic state into an electron doped quasi-2D Dirac semimetal with important implications on the possible superconducting state suggested by recent experiments.

$\text{Sr}_2\text{IrO}_4$  is isostructural to the cuprate  $\text{La}_2\text{CuO}_4$  and becomes a canted AF insulator below a Néel temperature  $T_N \simeq 230$  K [1, 2]. The canting of the in-plane magnetic moments tracks the  $\theta \simeq 11^\circ$  staggered  $\text{IrO}_6$  octahedra rotation about the  $c$  axis [3–6] due to the strong spin-orbit coupling (SOC). The AF insulating state arises from a novel interplay between SOC and electron correlation most easily understood near the atomic limit.  $\text{Ir}^{4+}$  has a  $5d^5$  configuration. The 5 electrons occupy the lower 3-fold  $t_{2g}$  orbitals separated from the higher 2-fold  $e_g$  orbitals by the cubic crystal field  $\Delta_c$ . The strong atomic SOC,  $\lambda_{\text{soc}}$ , splits the  $t_{2g}$  orbitals into a low-lying  $J_{\text{eff}} = 3/2$  spin-orbit multiplet occupied by 4 electrons and a singly occupied  $J_{\text{eff}} = 1/2$  doublet. Assuming  $\lambda_{\text{soc}}$  and  $\Delta_c$  are sufficiently large compared to the relevant bandwidths when  $\text{Sr}_2\text{IrO}_4$  crystalizes, a single  $J_{\text{eff}} = 1/2$  band is half-filled and can be driven by a moderate local Coulomb repulsion  $U$  to an AF Mott insulating state [1, 2, 7]. The nature of the spin-orbit entangled insulating state has been studied using the localized picture based on the  $J_{\text{eff}} = 1/2$  pseudospin anisotropic Heisenberg model [7, 9, 13–15], the three-orbital Hubbard model for the  $t_{2g}$  electrons with SOC [10, 11, 16, 17], and the microscopic correlated density functional theory such as the LDA+U and GGA+U [1, 18–20]. Moreover, carrier doping the AF insulating state was proposed to potentially realize a 5d  $t_{2g}$ -electron analog of the 3d  $e_g$ -electron high- $T_c$  cuprate superconductors [8–12].

The focus of this work is the hidden order discovered recently in both stoichiometric and electron-doped  $\text{Sr}_2\text{IrO}_4$ . Optical second harmonic generation measurements observed a hidden order in the canted AF phase

that breaks both rotation and inversion symmetry [24]. We will point out an additional evidence from angle-resolved photoemission (ARPES) in the canted AF insulator [25] that revealed a degeneracy splitting of the quasiparticle (QP) dispersion near the high symmetry point  $X = (\pi, 0)$  and  $(0, \pi)$ , indicative of a symmetry breaking hidden electronic order. Electron doping has been achieved by La substitution ( $\text{Sr}_{2-x}\text{La}_x\text{IrO}_4$ ) [25, 26], oxygen deficiency ( $\text{Sr}_2\text{IrO}_{4-\delta}$ ) [27], and *in situ* potassium surface doping [28–30]. ARPES shows that the collapse of the AF insulating gap gives rise to a PM metallic state with Fermi surface pockets for bulk doping at  $x = 0.1$  [25] and to Fermi arcs [28] with  $d$ -wave like pseudogaps around  $X$  [25, 29] under surface doping. We study the effects of correlation, SOC, and structure distortion on the spin-orbit entangled electronic states. We show that these remarkable QP properties can be described by a  $d$ -wave spin-orbit density wave with a circulating staggered  $J_{\text{eff}} = 1/2$  spin current that breaks the symmetry of two-fold spin-orbital rotation followed by lattice translation. It gaps out the band touching point at momentum  $X$  and generates electron pockets in the PM phase, and splits the degenerate band near  $X$  in the canted AF insulator, in remarkable agreement with experiments. The disorder effects are studied and shown to produce the observed pseudogap and Fermi arcs under surface doping. The electronic order induces a Berry phase associated with the staggered plaquette spin-flux as electrons hop between the Ir sites via the oxygen due to spin-precession. We argue that the hidden order has an electronic origin and can be generated spontaneously by the intersite Coulomb interactions due to the

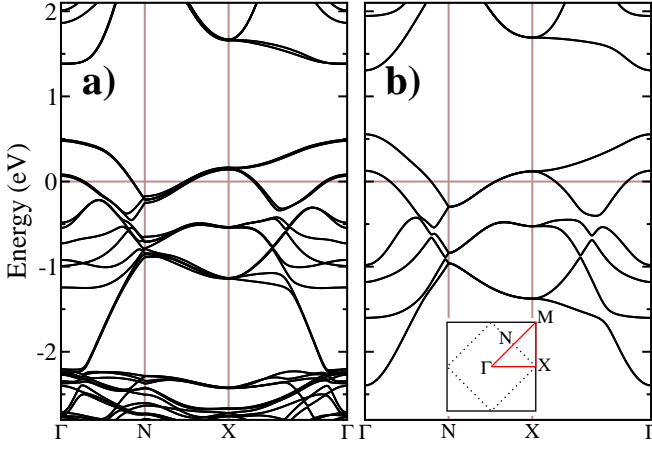


FIG. 1: Comparison of the band structures obtained using (a) LDA and (b) the five-orbital TB+SOC model with lattice distortion caused by staggered octahedra rotation. The doubling of bands and the small band splitting in (a) is due to the doubling of unit cell along  $c$ -axis. The inset in (b) shows the one-Ir Brillouin zone (solid black lines), the reduced zone (dotted black lines), and the high-symmetry points labeled by  $\Gamma = (0, 0)$ ,  $X = (\pi, 0)$ ,  $M = (\pi, \pi)$ , and  $N = (\pi/2, \pi/2)$ .

large spatial extent of the iridium  $5d$  orbitals, turning the metallic phase of the iridates into an electron doped quasi-2D Dirac semimetal. These findings provide new insights and perspectives for understanding the possible emergence of a superconducting phase [29, 30].

We start with a realistic electronic structure calculation using the local density approximation (LDA) including SOC and the structural distortion [31, 32]. The result is shown in Fig. 1a for  $\theta = 11^\circ$ . We then construct a two-dimensional tight-binding model including SOC (TB+SOC) for the low-energy band structure using five localized Wannier orbitals labeled by  $\mu = 1(d_{YZ}), 2(d_{ZX}), 3(d_{XY}), 4(d_{3Z^2-R^2}), 5(d_{X^2-Y^2})$ . The TB+SOC Hamiltonian in the *local coordinates* that rotate with the octahedra is given by

$$\mathcal{H}_0 = \sum_{ij, \mu\nu, \sigma} t_{ij}^{\mu\nu, \sigma} d_{i\mu\sigma}^\dagger d_{j\nu\sigma} + \sum_{i\mu\sigma} \epsilon_\mu d_{i\mu\sigma}^\dagger d_{i\mu\sigma} + \sum_{i, \mu\nu, \sigma\sigma'} \lambda_{\text{soc}} \langle \mu | \mathbf{L} | \nu \rangle \cdot \langle \sigma | \mathbf{S} | \sigma' \rangle d_{i\mu\sigma}^\dagger d_{i\nu\sigma'}. \quad (1)$$

Here  $d_{i\mu\sigma}^\dagger$  creates an electron with spin- $\sigma$  in the  $\mu$ -th orbital at site  $i$ , and  $t_{ij}^{\mu\nu, \sigma}$  is the spin-and-orbital dependent complex hopping integrals between sites  $i$  and  $j$  of up to fifth nearest neighbors given in the Supplemental Material. The second term in Eq. (1) denotes the crystalline electric field (CEF)  $\epsilon_{1, \dots, 5} = (0, 0, 202, 3054, 3831) \text{ meV}$  with a separation of  $\Delta_c \equiv 10Dq \approx 3.4 \text{ eV}$  between the  $t_{2g}$  and  $e_g$  complexes. The last term in Eq. (1) is the atomic SOC with  $\lambda_{\text{soc}} = 357 \text{ meV}$ ;  $\mathbf{S}$  and  $\mathbf{L}$  are the spin and orbital angular momentum operators respectively, whose matrix elements  $S_{\sigma\sigma'}^\eta = \langle \sigma | S^\eta | \sigma' \rangle$  where  $\eta = x, y, z$  in spin-space and  $L_{\mu\nu}^\eta = \langle \mu | L^\eta | \nu \rangle$  in the five  $d$ -orbital basis

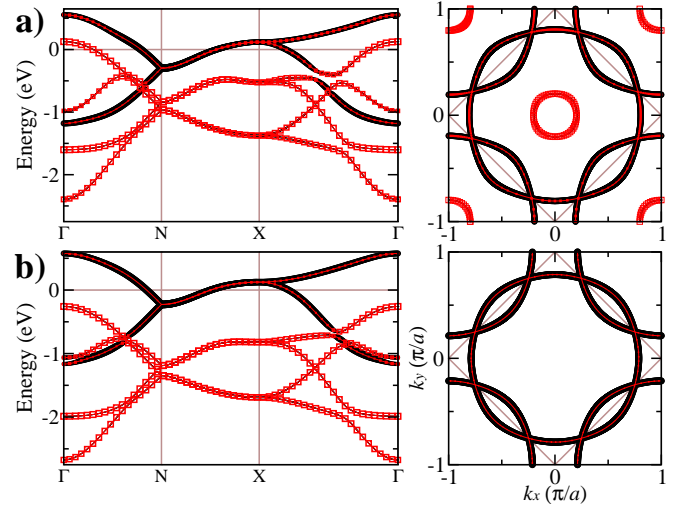


FIG. 2: The band dispersions and the corresponding FS of (a) the noninteracting  $U = 0$  and (b) the nonmagnetic state in the interacting  $(U, J) = (1.2, 0.05) \text{ eV}$  system at  $x = 0$ . The thickness of the black lines denotes the content of the  $J_{\text{eff}} = 1/2$  doublet, while the size of the red open squares shows the content of the  $J_{\text{eff}} = 3/2$  multiplet.

are given explicitly in the Supplemental Material. The band dispersion produced by the TB+SOC Hamiltonian is shown in Fig. 1b, which captures faithfully the LDA band structure in Fig. 1a near the Fermi level. Zooming in to low energies in Fig. 2a, it is clear that for the realistic bandwidths and CEF, the atomic SOC is insufficient to prevent two bands of predominantly  $J_{\text{eff}} = 1/2$  and  $3/2$  characters to cross the Fermi level and give rise to two Fermi surfaces (FS) shown in Fig. 2(a).

To study the electron correlation effects, we consider the five-orbital Hubbard model  $\mathcal{H} = \mathcal{H}_0 + \mathcal{H}_U$  with

$$\mathcal{H}_U = U \sum_{i, \mu} \hat{n}_{i\mu\uparrow} \hat{n}_{i\mu\downarrow} + (U' - J/2) \sum_{i, \mu < \nu} \hat{n}_{i\mu} \hat{n}_{i\nu} - J \sum_{i, \mu \neq \nu} \mathbf{S}_{i\mu} \cdot \mathbf{S}_{i\nu} + J \sum_{i, \mu \neq \nu} d_{i\mu\uparrow}^\dagger d_{i\mu\downarrow}^\dagger d_{i\nu\downarrow} d_{i\nu\uparrow}, \quad (2)$$

where  $U$  and  $U'$  are the local intra- and inter-orbital Coulomb repulsions and  $J$  is the Hund's rule coupling with  $U = U' + 2J$ . In the presence of SOC, the Hartree and exchange self energies induced by  $\mathcal{H}_U$  depend on the full spin-orbital dependent density matrix  $n_{i\sigma\sigma'}^{\mu\nu} = \langle d_{i\mu\sigma}^\dagger d_{i\nu\sigma'} \rangle$ . Local physical quantities in the ground state can be expressed in terms of  $n_{\sigma\sigma'}^{\mu\nu}$ . The orbital occupation  $n_\mu = \sum_\sigma n_{\sigma\sigma}^{\mu\mu}$ , the spin density  $S^\eta = \sum_{\mu, \sigma\sigma'} S_{\sigma\sigma'}^\eta n_{\sigma\sigma'}^{\mu\mu}$ , the orbital angular momentum  $L^\eta = \sum_{\mu \neq \nu, \sigma} n_{\sigma\sigma}^{\mu\nu} L_{\mu\nu}^\eta$ , and the SOC  $\Lambda^\eta = \sum_{\mu\nu, \sigma\sigma'} n_{\sigma\sigma'}^{\mu\nu} L_{\mu\nu}^\eta S_{\sigma\sigma'}^\eta$  can be determined from the Hartree and exchange self energies.

*Interacting electronic structure.* In the absence of symmetry breaking ( $\langle \mathbf{S} \rangle = \langle \mathbf{L} \rangle = 0$ ), the only corrections to the electronic structure are the changes in the CEF and the renormalization of the atomic SOC. However, due

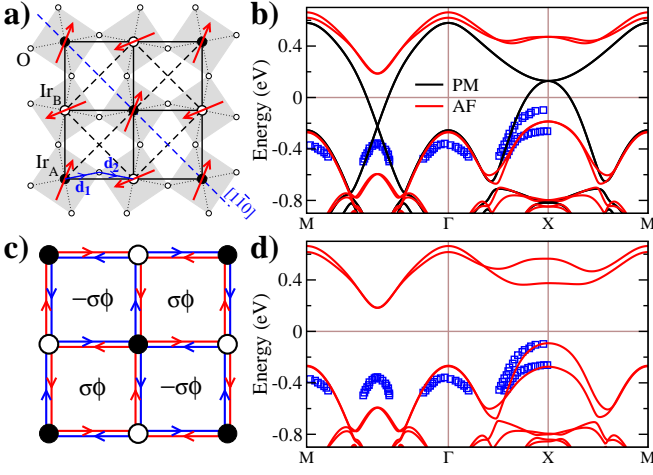


FIG. 3: (a) Schematics of the in-plane canted AF moments on the Ir square lattice with a two-dimensional rendering of the staggered IrO<sub>6</sub> octahedral rotation. (b) QP band dispersion in the canted AF state (red solid lines) and the nonmagnetic state (black solid lines) at  $(U, J)=(1.2, 0.05)$  eV and  $x=0$ . (c) Schematics of the  $d$ -wave  $J_{\text{eff}} = 1/2$  pseudospin current order and associated staggered pseudospin flux  $\Phi_\sigma = \pm\sigma\phi$ . (d) QP band dispersion in the canted AF state with coexisting  $d$ -wave  $J_{\text{eff}} = 1/2$  pseudospin current corresponding to  $\Delta_d = 30\text{meV}$ . Open blue squares are data from ARPES experiments [25].

to the cubic crystal field,  $\Lambda^\eta$  are different along different crystal directions. As a result, the correlation induced SOC renormalization is both directional and orbital dependent, *i.e.* the  $\lambda_{\text{so}}$  in Eq. (1) is replaced by  $\lambda_{\mu\nu}^\eta = \lambda_{\text{soc}} + \Delta\lambda_{\mu\nu}^\eta$  where  $\Delta\lambda \propto \lambda_{\text{so}}(U'-J)N_F$ , where  $N_F$  is the Fermi level density of states. In Fig. 2b, the interacting electronic structure is shown at  $(U, J)=(1.2, 0.05)$  eV and  $x=0$ . We find that the most important correlation effect on the electronic structure is the renormalization of  $\lambda_{\text{soc}}$ , leading to a significantly enhanced effective SOC of 665 meV for the  $t_{2g}$  complex much larger than the bare atomic value. As a consequence, the  $J_{\text{eff}} = 3/2$  band in the LDA band structure in Fig. 2a is pushed below the Fermi level together with the hole FS pockets around  $\Gamma$  and  $M$ . As shown in Fig. 2b, this gives rise to the single band crossing the Fermi level that is of dominant  $J_{\text{eff}} = 1/2$  character and folded by  $(\pi, \pi)$  due to the lattice distortion. This correlation induced band polarization through enhancement of the SOC by the Hubbard interaction enables the  $J_{\text{eff}} = 1/2$  picture.

*Canted AF insulator at  $x=0$ .* The fully self-consistent Hartee-Fock ground state at nonzero values of  $U$  and  $J$  is indeed a canted AF insulator as depicted in Fig. 3a with fully gapped QP dispersions shown in red-solid lines in Fig. 3b. The magnetization and the canting angle depend on the interaction parameters. For  $(U, J) = (1.2, 0.05)\text{eV}$ , the ordered magnetic moment is  $|\langle \mathbf{L} \rangle + 2\langle \mathbf{S} \rangle| \simeq 0.67\mu_B$  with a canting angle of about  $22^\circ$ , which are larger than the experimental values. Note that weak-coupling approaches tend to over-

estimate magnetism; the results should be regarded as qualitative rather than quantitative [33] and our findings will not rely on these microscopic details. Comparing to the observed QP dispersion below the Fermi level in Fig. 3b reveals an important difference near the high symmetry point  $X$ : ARPES detects two split bands separated by about 200 meV as shown by the superimposed blue squares. A symmetry analysis is necessary to understand this difference. In the PM state (black lines), there exists a band touching point (BTP) located at  $X$  about 130meV above the Fermi level. This is a four-fold degenerate van Hove crossing point of the  $J_{\text{eff}} = 1/2$  doublet band with its  $(\pi, \pi)$ -folded counter part by the structural distortion. The SOC does not affect the band degeneracy at  $X$ . Although the AF order breaks the time-reversal ( $\mathcal{T}$ ) symmetry and splits the Kramers pair, the QP band below the AF gap in Fig. 3b still maintains a two-fold degeneracy. The two split bands observed by ARPES near  $X$  are thus consistent with a  $\pm 100$  meV band degeneracy lifting due to an additional symmetry breaking associated with a hidden order in the canted AF state.

*Symmetry analysis: hidden order in AF phase.* The symmetry implications on the electronic structure in Sr<sub>2</sub>IrO<sub>4</sub> are subtle because of the strong SOC that renders the point group incomplete. In the absence of SOC, the doubly-degenerate band in a two-sublattice collinear AF state is related to a symmetry operation that flips the spin by  $180^\circ$  ( $R_s(\pi)$ ) followed by an  $A \leftrightarrow B$  sublattice translation  $\tau_{AB}$  [34]. In the iridates, spin rotations are coupled to orbital spatial rotations due to the strong SOC. As a consequence,  $R_s(\pi)$  around the  $[1\bar{1}0]$  axis (direction of the canted FM moment) in Fig. 3a must be accompanied by a spatial  $C'_2$  rotation around the same axis, leading to the joint two-fold rotation  $\mathcal{J}'_2 \equiv R_s(\pi) \otimes C'_2$ . The corresponding operation in the spin-orbit entangled states must therefore be extended to  $\mathcal{R}'_2 \equiv \mathcal{J}'_2 \otimes \tau_{AB} = R_s(\pi) \otimes C'_2 \otimes \tau_{AB}$ .  $\mathcal{R}'_2$  is indeed a symmetry *even in the presence of spin canting and the structural distortion*. Thus, a hidden order that spontaneously breaks  $\mathcal{R}'_2$  would lift the two-fold band degeneracy. To determine the specific form of the hidden order, one can exhaust all possible interactions involving the low energy  $t_{2g}$  orbitals that do not break lattice translation, identify those that break  $\mathcal{R}'_2$ , and examine their momentum space anisotropy according to experiments [35]. Since the low energy physics here is dominated by the  $J_{\text{eff}} = 1/2$  quantum states, the outcome can be suitably understood in the local pseudospin basis discussed in the Supplemental Material,  $|J=1/2, J_z=\pm 1/2\rangle = \gamma_{\pm}^\dagger|0\rangle$  where  $\gamma_\sigma = \frac{1}{\sqrt{3}}(i\sigma d_{YZ,\bar{\sigma}} + d_{ZX,\bar{\sigma}} + id_{XY,\sigma})$  creates the  $J_{\text{eff}} = 1/2$  doublet in QP excitations. Under the joint two-fold spin-orbital rotation  $\mathcal{J}_2'^\dagger \sum_\sigma \sigma \gamma_\sigma^\dagger \gamma_\sigma \mathcal{J}_2' = -\sum_\sigma \sigma \gamma_\sigma^\dagger \gamma_\sigma$ , *i.e.* the pseudospin is flipped, as does its current. Considering the  $C'_2$  rotation and the sublattice translation  $\tau_{AB}$ , we arrive at the desired degeneracy lifting interaction

$$\mathcal{H}_\Delta = i\Delta_d \sum_{i \in A, \sigma} \sum_{j=i+\delta} (-1)^{i_y+j_y} \sigma \gamma_{i,\sigma}^\dagger \gamma_{j,\sigma} + h.c. \quad (3)$$

where  $\delta = \pm\hat{x}, \pm\hat{y}$  and  $(-1)^{i_y+j_y}$  is the standard nearest neighbor (nn)  $d$ -wave form factor.  $\mathcal{H}_\Delta$  maintains  $\mathcal{T}$ , but breaks  $\mathcal{R}'_2$  since  $\mathcal{R}'_2 \mathcal{H}_\Delta \mathcal{R}'_2 = -\mathcal{H}_\Delta$ . Eq. (3) describes staggered ( $d$ -wave) circulating  $J_{\text{eff}} = 1/2$  spin currents around each plaquette. Physically, the QPs traverse around a plaquette acquire a Berry phase from the enclosed spin flux for each pseudospin component in opposite directions as shown in Fig. 3c. A nonzero expectation value of  $\mathcal{H}_\Delta$  in the ground state thus gives rise to the  $J_{\text{eff}} = 1/2$   $d$ -wave pseudospin current order (d-PSCO). Note that Eq. (3) can also be interpreted as a  $J_{\text{eff}} = 1/2$   $d$ -wave spin-orbit density wave (d-SODW) that can exhibit long-range order without the  $\mathcal{T}$ -breaking magnetic or charge current order. Moreover,  $\mathcal{H}_\Delta$  also has the form of a  $d$ -wave spin-orbit coupling (d-SOC) of the  $J_{\text{eff}} = 1/2$  QP and the  $d$ -wave form factor is crucial for breaking  $\mathcal{R}'_2$ . Indeed, projecting the tight-binding  $\mathcal{H}_0$  into the  $J_{\text{eff}} = 1/2$  basis in the local coordinates generates an extended  $s$ -wave SOC due to the structural distortion [8], which is invariant under  $\mathcal{R}'_2$  and already present in the band theory.

Including  $\mathcal{H}_\Delta$  in the total Hamiltonian  $\mathcal{H} = \mathcal{H}_0 + \mathcal{H}_U + \mathcal{H}_\Delta$ , the canted AF phase at  $x = 0$  indeed coexists with d-PSCO for remarkably small  $\Delta_d$ . The calculated QP dispersion is shown in Fig. 3d for  $\Delta_d = 30$  meV, which produces a  $\pm 100$  meV degeneracy splitting at  $X$  in remarkable agreement with experiments [25]. The nn  $J_{\text{eff}} = 1/2$  QP correlator  $\chi_{ij}^\sigma = \langle \gamma_{i\sigma}^\dagger \gamma_{j\sigma} \rangle = \chi'_{ij} + i\sigma\chi''_{ij}$  and the staggered pseudospin flux  $\Phi_\sigma = \pm\sigma\phi$ ,  $\phi = \sum_{\square} \tan^{-1}(\chi''_{ij}/\chi'_{ij}) \simeq 0.055\pi$ . The QP number current on a link is  $J_{ij}^\sigma \propto \text{Im}\chi_{ij}^\sigma$ , such that the pseudospin current  $J_{ij}^{\text{ps}} = \sum_{\sigma} \sigma J_{ij}^\sigma \neq 0$ , whereas the charge current  $J_{ij} = \sum_{\sigma} J_{ij}^\sigma = 0$ , giving rise to the novel  $\mathcal{T}$ -symmetric d-SODW state of spontaneously generated  $d$ -wave pseudospin current. The  $d$ -wave form factor ( $\cos k_x - \cos k_y$ ) ensures splitting is largest at  $X$ , and vanishes along the  $\Gamma - M$  path in the BZ in agreement with the superimposed ARPES data. We note in passing that other symmetry-breaking interactions capable of lifting the degeneracy at  $X$  either break  $\mathcal{T}$  or are strongly nematic and produce band dispersions incompatible with the experimental findings.

A closer look at the calculated band dispersion near  $X$  in Fig. 3d reveals a weak asymmetry between the directions  $\Gamma \rightarrow X$  and  $X \rightarrow M$  related by  $90^\circ$  rotations. In the absence of structure distortion, although the magnetic ordered state and the  $J_{\text{eff}} = 1/2$  d-PSCO break the four-fold rotation symmetry ( $C_4$  plus  $90^\circ$  spin rotation due to SOC), nematic asymmetry in the electronic dispersion should be absent since  $\mathcal{J}'_2 \otimes \mathcal{T}$  remains a good symmetry that effectively interchanges  $k_x \leftrightarrow k_y$ . Thus, the weak asymmetry in the QP dispersions near  $X$  is due to the structure distortion that breaks  $\mathcal{J}'_2 \otimes \mathcal{T}$ , causing a mixing the  $s$ -wave SOC with the  $d$ -wave pseudospin current on the bonds. Measured QP dispersion along  $X \rightarrow M$  by ARPES would be very desirable for comparison in Fig. 3d. It is remarkable, as we will show next, that the novel spin-orbit entangled order in the canted

AF phase can also account for the pseudogap phenomena in the PM phase following the collapse of the AF insulating gap in electron doped  $\text{Sr}_2\text{IrO}_4$ .

*Electron doped PM state.* The calculated QP band dispersions in the PM state without  $\mathcal{H}_\Delta$  are shown in Fig. 4a for  $(U, J) = (1.4, 0)$  eV at  $x = 0.1$ . Despite the absence of AF order, the bands are still folded by  $(\pi, \pi)$  due to the staggered  $\text{IrO}_6$  octahedra rotation. Moreover, electron doping has moved the Fermi energy ( $E_F$ ) upward to within 70 meV of the BTP at  $X$  in Fig. 4a. Comparing to the superimposed dispersion measured by ARPES [25], the electron FS pocket around  $(\pi/2, \pi/2)$  in Fig. 4b is indeed observed with the QP dispersion extending from  $E_F$  down to and beyond the “Dirac crossing”, consistent with the calculated QP dispersion in Fig. 4a. However, the hole FS pocket around  $X$  in Fig. 4b was not observed by ARPES; the measured QP peak near  $X$  follows the band dispersion below  $E_F$  but loses its intensity before reaching the Fermi level, leading to the emergence of a  $\sim 30$  meV gap at the  $X$  point [25]. It is natural to suspect that short-range AF order or fluctuations [36, 37] may be responsible for the (pseudo)gap behavior [38]. However, the latter would produce a significant energy gap in the QP dispersion around  $(\pi/2, \pi/2)$  as well which was not detected by ARPES [25].

We propose that closing the AF gap by electron doping reveals the d-SODW with novel d-PSCO already present in the canted AF phase. A gap opening at  $X$  requires symmetry breaking and lifting of the degeneracy at the BTP. The  $\mathcal{T}$  symmetry in the PM phase protects the two-fold Kramers degeneracy. However, the proximity of  $E_F$  to the van Hove BTP increases the propensity toward d-PSCO that spontaneously breaks  $\mathcal{R}'_2$  and lifts the other two-fold degeneracy by gapping out the BTP. Fig. 4c shows the calculated QP dispersion in the presence of  $\mathcal{H}_\Delta$  in Eq. (3) with an identical magnitude  $\Delta_d = 30$  meV used in the AF phase at  $x = 0$ . The induced staggered pseudospin flux is  $\pm\sigma\phi$  with  $\phi = 0.589\pi$ . The d-PSCO splits the BTP by about 200 meV and produces a 30 meV gap in the QP dispersion at  $X$  in Fig. 4c, leaving behind only the electron pocket around  $(\pi/2, \pi/2)$  in Fig. 4d occupied by the doped carriers, in very good agreement with the superimposed ARPES data in electron-doped  $\text{Sr}_{2-x}\text{La}_x\text{IrO}_4$  at  $x = 0.1$  [25]. It would be very desirable to have the measured dispersions available along  $X \rightarrow M$  for comparison to the predicted weak nematicity and along  $X \rightarrow N$  for the existence of the Dirac point. Fig. 4d shows that the QP spectral weight is much larger on the outer half than on the inner half of the FS pockets, consistent with the former being the main  $J_{\text{eff}} = 1/2$  QP band while the latter the folded band (Fig. 4c) by the structural distortion and d-SODW order. Significant photon energy dependent spectral weight anisotropy on the electron pocket has been observed by ARPES. The current theory, however, cannot explain the surprising result that, at certain photon energies, the folded portion has higher intensity which may be caused by the matrix element effects [25].



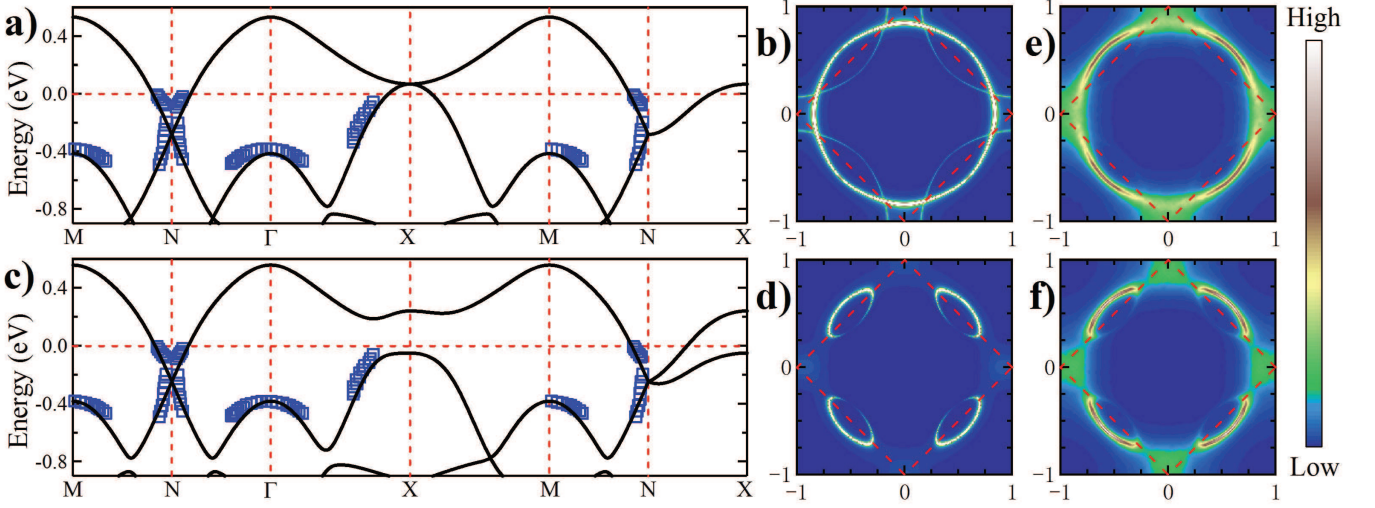


FIG. 4: The PM phase at  $x = 0.1$  and  $(U, J) = (1.4, 0)$  eV. (a-b) Band dispersion in the absence  $H_\Delta$ , i.e. without d-PSCO (black lines) and the spectral intensity of the corresponding FS. (c-d) Band dispersion in the presence of d-PSCO for  $\Delta_d = 30$  meV showing the gapping of the BTP at X (red lines) and the spectral intensity of the corresponding FS. (e) FS spectrum in the presence of disorder with  $\Delta_d = 0$  and  $\varepsilon = 60$  meV, showing the Fermi arcs. (f) FS spectrum in the disordered d-PSCO with  $\Delta_d = 30$  meV and  $\varepsilon = 60$  meV. ARPES data [25] are superimposed as open blue squares.

*Disorder effects and surface doping.* Chemical doping by La in  $\text{Sr}_{2-x}\text{La}_x\text{IrO}_4$  necessarily introduces disorder. Heavy K dosing is likely to increase the disorder at the sample surfaces and cause additional disorder in the structure distortion. In the high- $T_c$  cuprates, doping induced disorder contributes significantly to electronic inhomogeneity [39–43]. Moreover, when a system sits close to a long-range electronic order, disorder can pin quantum fluctuations to form a spatially inhomogeneous state with glassy or short-range order that inherits certain spectroscopic properties of the ordered state. The  $d$ -wave valence bond glass is such an example proposed for the pseudogap phase with Fermi arcs in underdoped cuprates [44]. To model the disorder effects, we rewrite Eq. (3) in real space,

$$\mathcal{H}_\Delta^{\text{dis}} = i \sum_{i \in A, \sigma} \sum_{j=i+\delta} \Delta_{ij} \sigma \gamma_{i,\sigma}^\dagger \gamma_{j,\sigma} + h.c. \quad (4)$$

where the bond coupling  $\Delta_{ij} = (-1)^{i_y+j_y} \Delta_d + \delta \Delta_{ij}$  contains an average  $d$ -wave contribution  $\Delta_d$  and a random  $\delta \Delta_{ij}$  taken from a Gaussian distribution of zero mean and standard deviation  $\varepsilon$ . Note that the disordered  $\delta \Delta_{ij}$  necessarily involve spatially fluctuating  $J_{\text{eff}} = 1/2$   $d$ -wave and  $s$ -wave SODW or spin currents. We first set  $\Delta_d = 0$ , such that the d-PSCO vanishes on average  $\langle \mathcal{H}_\Delta \rangle = 0$ , i.e. without long-range order, but its moment  $\langle \mathcal{H}_\Delta^2 \rangle \neq 0$ , giving rise to short-range ordered SODW or equivalently a valence bond glass of  $J_{\text{eff}} = 1/2$  spin-current. The FS obtained with quenched disorder average [45] is plotted in Fig. 4e at  $x = 0.1$  for  $\varepsilon = 60$  meV, which shows the destruction of the FS sections around X as in the clean case with long-range d-PSCO. More remarkable is the emergence of the full fledged Fermi arcs as the folded

part of the FS is destroyed by the scattering due to spatially fluctuating pseudospin current in good agreement with the observed Fermi arcs and  $d$ -wave like pseudogaps by ARPES and STM in heavily surface K-doped iridates [28–30]. Fig. 4f is a spectral intensity plot of the FS when the disordered pseudospin currents fluctuate spatially around a nonzero mean of the d-PSCO with  $\Delta_d = \pm 30$  meV to account for averaging over two domains. Since the static order is comparable to the disorder strength, although the spectral weight on the inner halves of the electron pockets is suppressed, the bending over of the Fermi arcs remains visible.

*Discussions* We have shown that the hidden order revealed by QP properties in parent and electron doped iridates can be described by the  $d$ -wave spin current or SODW order proposed in Eq. (3) that breaks the  $R'_2$  symmetry. The staggered circulating spin current can in principle be probed experimentally by the recent advances in spin current detection in spintronics using optical second harmonic generation [50] and x-ray magnetic circular dichroism [51].  $\text{Sr}_2\text{IrO}_4$  does exhibit a lowering of crystal symmetry at high-temperatures observed by neutron and resonant X-ray scattering [21–23] and shown by optical second harmonic generation as due to the staggered tetragonal distortion of the  $\text{IrO}_6$  octahedra [46]. This does break the  $R'_2$  symmetry, but the important  $d$ -wave factor in  $H_\Delta$  requires additional  $C_4$  symmetry breaking. To illustrate this point, it is instructive to consider the spin precession due to SOC when the QP hops between the nn Ir atoms via the oxygen, as indicated by the vectors  $\vec{d}_1$  and  $\vec{d}_2$  in Fig. 3a. This intersite SOC [48] is given by  $i\lambda_{12}(\vec{d}_1 \times \vec{d}_2) \cdot \vec{\tau}_{\sigma\sigma'} \gamma_{1\sigma}^\dagger \gamma_{2\sigma'}$ , which leads to Eq. (3) if the electronic state breaks  $C_4$  symmetry. Since the hid-

den order detected by optical second harmonic generation breaks even the  $C_2$  symmetry [24], the two-dimensional d-PSCO proposed here is allowed although it does not break inversion or two-fold rotation within a single layer. Further studies on the  $c$ -axis stacking of the d-PSCO and the magnetic order [47] are necessary in order to compare directly to the nonlinear optics and the interpretation in terms of intra-cell loop currents [24].

Thus the d-PSCO must have an electronic origin. The nature of the nonlocal spin current suggests that it can emerge from intersite electronic interactions. Since the  $5d$  orbitals have large spatial extent, the nn interatomic Coulomb interaction  $V$  is important. Indeed, Eq. (3) can be obtained by decoupling  $V$  between the  $J_{\text{eff}} = 1/2$  QPs as in topological Mott insulators [49]. The nonlocal charge fluctuations of spin-orbit coupled QPs governed by the interatomic  $V$ , unfavorable for  $d$ -wave pairing via spin fluctuations or the superexchange interaction, present a crucial difference between the iridates and the

cuprates. The d-PSCO offers a new perspective on the electronic structure of the iridates since it splits the QP band degeneracy from  $X$  to  $N$  except for the Dirac point at  $(\pi/2, \pi/2)$  (see Fig. 4c) protected by the nonsymmorphic space group symmetries [52]. Thus, the metallic state of the iridates behaves as an electron doped quasi-2D Dirac semimetal, which may play an essential role for studying electronic pairing and the possible emergence of superconductivity in  $\text{Sr}_{2-x}\text{La}_x\text{IrO}_4$  [29, 30].

We thank Stephen Wilson, Xi Dai, and Jiadong Zang for useful discussions. This work is supported by the U.S. Department of Energy, Basic Energy Sciences Grant No. DE-FG02-99ER45747 (Z.W.) and the Key Research Program of Frontier Sciences, CAS, Grant No. QYZDB-SW-SYS012 (S.Z.). Numerical calculations were performed on HPC Cluster of ITP-CAS. Z.W. thanks the hospitality of Aspen Center for Physics and the support of ACP NSF grant PHY-1066293.

- 
- [1] B.J. Kim *et al.*, Novel  $J_{\text{eff}} = 1/2$  Mott State Induced by Relativistic Spin-Orbit Coupling in  $\text{Sr}_2\text{IrO}_4$ , *Phys. Rev. Lett.* **101**, 076402 (2008).
  - [2] B.J. Kim *et al.*, Phase-Sensitive Observation of a Spin-Orbital Mott State in  $\text{Sr}_2\text{IrO}_4$ , *Science* **323**, 1329 (2009).
  - [3] Q. Huang *et al.*, Neutron Powder Diffraction Study of the Crystal Structures of  $\text{Sr}_2\text{RuO}_4$  and  $\text{Sr}_2\text{IrO}_4$  at Room Temperature and at 10 K, *J. Solid State Chem.* **112**, 355 (1994).
  - [4] R.J. Cava *et al.*, Localized-to-itinerant electron transition in  $\text{Sr}_2\text{Ir}_{1-x}\text{Ru}_x\text{O}_4$ , *Phys. Rev. B* **49**, 11890 (1994).
  - [5] G. Cao, J. Bolivar, S. McCall, J.E. Crow, and R.P. Guertin, Weak ferromagnetism, metal-to-nonmetal transition, and negative differential resistivity in single-crystal  $\text{Sr}_2\text{IrO}_4$ , *Phys. Rev. B* **57**, 11039(R) (1998).
  - [6] M.K. Crawford *et al.*, Structural and magnetic studies of  $\text{Sr}_2\text{IrO}_4$ , *Phys. Rev. B* **49**, 9198 (1994).
  - [7] G. Jackeli and G. Khaliullin, Mott Insulators in the Strong Spin-Orbit Coupling Limit: From Heisenberg to a Quantum Compass and Kitaev Models, *Phys. Rev. Lett.* **102**, 017205 (2009).
  - [8] Fa Wang and T. Senthil, Twisted Hubbard Model for  $\text{Sr}_2\text{IrO}_4$ : Magnetism and Possible High Temperature Superconductivity, *Phys. Rev. Lett.* **106**, 136402 (2011).
  - [9] J.W. Kim *et al.*, Dimensionality Driven Spin-Flop Transition in Layered Iridates, *Phys. Rev. Lett.* **109**, 037204 (2012).
  - [10] H. Watanabe, T. Shirakawa, and S. Yunoki, Microscopic Study of a Spin-Orbit-Induced Mott Insulator in Ir Oxides, *Phys. Rev. Lett.* **105**, 216410 (2010).
  - [11] H. Watanabe, T. Shirakawa, and S. Yunoki, Theoretical study of insulating mechanism in multiorbital Hubbard models with a large spin-orbit coupling: Slater versus Mott scenario in  $\text{Sr}_2\text{IrO}_4$ , *Phys. Rev. B* **89**, 165115 (2014).
  - [12] Z.-Y. Meng, Y.B. Kim, and H.-Y. Kee, Odd-Parity Triplet Superconducting Phase in Multiorbital Materials with a Strong Spin-Orbit Coupling: Application to Doped  $\text{Sr}_2\text{IrO}_4$ , *Phys. Rev. Lett.* **113**, 177003 (2014).
  - [13] S. Fujiyama *et al.*, Two-Dimensional Heisenberg Behavior of  $J_{\text{eff}} = 1/2$  Isospins in the Paramagnetic State of the Spin-Orbital Mott Insulator  $\text{Sr}_2\text{IrO}_4$ , *Phys. Rev. Lett.* **108**, 247212 (2012).
  - [14] N.B. Perkins, Y. Sizyuk, and P. Wölfle, Interplay of many-body and single-particle interactions in iridates and rhodates, *Phys. Rev. B* **89**, 035143 (2014).
  - [15] J.-M. Carter, V. Shankar V., and H.-Y. Kee, Theory of metal-insulator transition in the family of perovskite iridium oxides, *Phys. Rev. B* **88**, 035111 (2013).
  - [16] R. Arita, J. Kuneš, A.V. Kozhevnikov, A.G. Eguiluz, and M. Imada, *Ab initio* Studies on the Interplay between Spin-Orbit Interaction and Coulomb Correlation in  $\text{Sr}_2\text{IrO}_4$  and  $\text{Ba}_2\text{IrO}_4$ , *Phys. Rev. Lett.* **108**, 086403 (2012).
  - [17] D. Hsieh, F. Mahmood, D.H. Torchinsky, G. Cao, and N. Gedik, Observation of a metal-to-insulator transition with both Mott-Hubbard and Slater characteristics in  $\text{Sr}_2\text{IrO}_4$  from time-resolved photocarrier dynamics, *Phys. Rev. B* **86**, 035128 (2012).
  - [18] H. Jin, H. Jeong, T. Ozaki, and J.-J. Yu, Anisotropic exchange interactions of spin-orbit-integrated states in  $\text{Sr}_2\text{IrO}_4$ , *Phys. Rev. B* **80**, 075112 (2009).
  - [19] P.-T. Liu *et al.*, Anisotropic magnetic couplings and structure-driven canted to collinear transitions in  $\text{Sr}_2\text{IrO}_4$  by magnetically constrained monocollinear DFT, *Phys. Rev. B* **92**, 054428 (2015).
  - [20] P.-T. Liu *et al.*, Electron and hole doping in the relativistic Mott insulator  $\text{Sr}_2\text{IrO}_4$ : A first-principles study using band unfolding technique, *Phys. Rev. B* **94**, 195145 (2016).
  - [21] Feng Ye *et al.*, Magnetic and crystal structures of  $\text{Sr}_2\text{IrO}_4$ : A neutron diffraction study, *Phys. Rev. B* **87**, 140406(R) (2013).
  - [22] Chetan Dhital *et al.*, Neutron scattering study of correlated phase behavior in  $\text{Sr}_2\text{IrO}_4$ , *Phys. Rev. B* **87**, 144405 (2013).
  - [23] S. Boseggia *et al.*, Robustness of Basal-Plane Antiferromagnetic Order and the  $J_{\text{eff}} = 1/2$  State in Single-Layer

- Iridate Spin-Orbit Mott Insulators, *Phys. Rev. Lett.* **110**, 117207 (2013).
- [24] L. Zhao *et al.*, Evidence of an odd-parity hidden order in a spin-orbit coupled correlated iridate, *Nat. Phys.* **12**, 32 (2015).
- [25] A. de la Torre *et al.*, Collapse of the Mott Gap and Emergence of a Nodal Liquid in Lightly Doped  $\text{Sr}_2\text{IrO}_4$ , *Phys. Rev. Lett.* **115**, 176402 (2015).
- [26] M.-Y. Li *et al.*, Tuning the Electronic Structure of Thin Films by Bulk Electronic Doping Using Molecular Beam Epitaxy, *Chin. Phys. Lett.* **32**, 057402 (2015).
- [27] O.B. Korneta *et al.*, Electron-doped  $\text{Sr}_2\text{IrO}_{4-\delta}$  ( $0 \leq \delta \leq 0.04$ ): Evolution of a disordered  $J_{\text{eff}} = \frac{1}{2}$  Mott insulator into an exotic metallic state, *Phys. Rev. B* **82**, 115117 (2010).
- [28] Y.K. Kim *et al.*, Fermi arcs in a doped pseudospin-1/2 Heisenberg antiferromagnet, *Science* **345**, 187 (2014).
- [29] Y.K. Kim, N.H. Sung, J.D. Denlinger, and B.J. Kim, Observation of a  $d$ -wave gap in electron-doped  $\text{Sr}_2\text{IrO}_4$ , *Nat. Phys.* **12**, 37 (2016).
- [30] Y.J. Yan *et al.*, Electron-Doped  $\text{Sr}_2\text{IrO}_4$ : An Analogue of Hole-Doped Cuprate Superconductors Demonstrated by Scanning Tunneling Microscopy, *Phys. Rev. X* **5**, 041018 (2015).
- [31] C. Martins, M. Aichhorn, L. Vaugier, and S. Biermann, Reduced Effective Spin-Orbital Degeneracy and Spin-Orbital Ordering in Paramagnetic Transition-Metal Oxides:  $\text{Sr}_2\text{IrO}_4$  versus  $\text{Sr}_2\text{RhO}_4$ , *Phys. Rev. Lett.* **107**, 266404 (2011).
- [32] P. Giannozzi *et al.*, QUANTUM ESPRESSO: a modular and open-source software project for quantum simulations of materials, *J. Phys.: Condens. Matter* **39**, 395502 (2009).
- [33] We have checked that using the value of  $11^\circ$  for the canting angle, which is close to the measured value, does not give any appreciable changes in the obtained band dispersion.
- [34] E. Berg, C.-C. Chen, and S.A. Kivelson, Stability of Nodal Quasiparticles in Superconductors with Coexisting Orders, *Phys. Rev. Lett.* **100**, 027003 (2010).
- [35] K. Jiang, J.-P. Hu, H. Ding, and Z. Wang, Interatomic Coulomb interaction and electron nematic bond order in FeSe, *Phys. Rev. B* **93**, 115138 (2016).
- [36] X. Liu *et al.*, Anisotropic softening of magnetic excitations in lightly electron-doped  $\text{Sr}_2\text{IrO}_4$ , *Phys. Rev. B* **93**, 241102(R) (2016).
- [37] H. Gretarsson *et al.*, Persistent Paramagnons Deep in the Metallic Phase of  $\text{Sr}_{2-x}\text{La}_x\text{IrO}_4$ , *Phys. Rev. Lett.* **117**, 107001 (2016).
- [38] Hu Wang, Shun-Li Yu, and Jian-Xin Li, Fermi arcs, pseudogap, and collective excitations in doped  $\text{Sr}_2\text{IrO}_4$ : A generalized fluctuation exchange study, *Phys. Rev. B* **91**, 165138 (2015).
- [39] S.H. Pan *et al.*, Microscopic electronic inhomogeneity in the high- $T_c$  superconductor  $\text{Bi}_2\text{Sr}_2\text{CaCu}_2\text{O}_{8+x}$ , *Nature* **413**, 282 (2001).
- [40] Z. Wang, J.R. Engelbrecht, S.C. Wang, H. Ding, and S.H. Pan, Inhomogeneous  $d$ -wave superconducting state of a doped Mott insulator, *Phys. Rev. B* **65**, 064509 (2002).
- [41] K. McElroy, J. Lee, J. A. Slezak, D.-H. Lee, H. Eisaki, S. Uchida, and J. C. Davis, Atomic-Scale Sources and Mechanism of Nanoscale Electronic Disorder in  $\text{Bi}_2\text{Sr}_2\text{CaCu}_2\text{O}_{8+\delta}$ , *Science* **309**, 1048 (2005).
- [42] Sen Zhou, Hong Ding, and Ziqiang Wang, Correlating Off-Stoichiometric Doping and Nanoscale Electronic Inhomogeneity in the High- $T_c$  Superconductor  $\text{Bi}_2\text{Sr}_2\text{CaCu}_2\text{O}_{8+\delta}$ , *Phys. Rev. Lett.* **98**, 076401 (2007).
- [43] I. Zeljkovic, Z. Xu, J.S. Wen, G.D. Gu, R.S. Markiewicz, and J.E. Hoffman, Imaging the Impact of Single Oxygen Atoms on Superconducting  $\text{Bi}_2\text{Sr}_2\text{CaCu}_2\text{O}_{8+x}$ , *Science* **337**, 320 (2012).
- [44] Liang Ren Niestemski and Ziqiang Wang, Valence Bond Glass Theory of Electronic Disorder and the Pseudogap State of High-Temperature Cuprate Superconductors, *Phys. Rev. Lett.* **102**, 107001 (2009).
- [45] We average over 40 disorder realizations on samples of  $20 \times 20$  sites. To reduce the finite size effects, for each disorder realization, we average over different boundary conditions corresponding to  $10 \times 10$  supercells.
- [46] D.H. Torchinsky, H. Chu, L. Zhao, N.B. Pekins, Y. Szyuk, T. Qi, G. Cao and D. Hsieh, Structural distortion-induced magnetoelastic locking in  $\text{Sr}_2\text{IrO}_4$  revealed through nonlinear optical harmonic generation, *Phys. Rev. Lett.* **114**, 096404 (2015).
- [47] S.D. Matteo and M.R. Norman, Magnetic ground state of  $\text{Sr}_2\text{IrO}_4$  and implications for second-harmonic generation, *Phys. Rev. B* **94**, 075148 (2016).
- [48] C.L. Kane and E.J. Mele,  $Z_2$  topological order and the quantum spin Hall effect, *Phys. Rev. Lett.* **95**, 146802 (2005).
- [49] S. Raghu, Xiao-Liang Qi, C. Honerkamp, and Shou-Cheng Zhang, Topological Mott Insulators, *Phys. Rev. Lett.* **100**, 156401 (2008).
- [50] L.K. Werake, and H. Zhao, Observation of second-harmonic generation induced by pure spin currents, *Nat. Phys.* **6**, 875 (2010).
- [51] J. Li *et al.*, Direct detection of pure ac spin current by X-ray pump-probe measurements, *Phys. Rev. Lett.* **117**, 076602 (2016).
- [52] S.M. Young and C.L. Kane, Dirac semimetals in two dimensions, *Phys. Rev. Lett.* **115**, 126803 (2015).

## Supplementary Material

### A. Orbital angular momentum and the Spin-orbit coupling

In terms of the spherical harmonics  $|\ell, m\rangle \equiv Y_\ell^m$ , the five atomic  $d$ -orbitals can be expressed [1] as  $\psi^d = V\psi^\ell$ , with

$$\begin{aligned} \psi^d &= (d_{YZ}, d_{ZX}, d_{XY}, d_{3Z^2-R^2}, d_{X^2-Y^2})^T, \\ \psi^\ell &= (|2, -2\rangle, |2, -1\rangle, |2, 0\rangle, |2, 1\rangle, |2, 2\rangle)^T, \text{ and} \\ V &= \begin{pmatrix} 0 & \frac{i}{\sqrt{2}} & 0 & \frac{i}{\sqrt{2}} & 0 \\ 0 & \frac{1}{\sqrt{2}} & 0 & -\frac{1}{\sqrt{2}} & 0 \\ \frac{i}{\sqrt{2}} & 0 & 0 & 0 & -\frac{i}{\sqrt{2}} \\ 0 & 0 & 1 & 0 & 0 \\ \frac{1}{\sqrt{2}} & 0 & 0 & 0 & \frac{1}{\sqrt{2}} \end{pmatrix}. \end{aligned}$$

Using the relation  $L_\pm = L^x \pm iL^y$ , and the angular momentum algebra  $L_+|\ell, m\rangle = \sqrt{\ell(\ell+1) - m(m+1)}|\ell, m+1\rangle$ ,  $L_-|\ell, m\rangle = \sqrt{\ell(\ell+1) - m(m-1)}|\ell, m-1\rangle$ ,  $L^z|\ell, m\rangle = m|\ell, m\rangle$ , it is straightforward to obtain the explicit matrix form of the orbital angular momentum  $\mathbf{L}$  in the  $\psi^d$  basis,

$$\begin{aligned} L^x &= \begin{pmatrix} 0 & 0 & 0 & -i\sqrt{3} & -i \\ 0 & 0 & i & 0 & 0 \\ 0 & -i & 0 & 0 & 0 \\ i\sqrt{3} & 0 & 0 & 0 & 0 \\ i & 0 & 0 & 0 & 0 \end{pmatrix}, \\ L^y &= \begin{pmatrix} 0 & 0 & -i & 0 & 0 \\ 0 & 0 & 0 & i\sqrt{3} & -i \\ i & 0 & 0 & 0 & 0 \\ 0 & -i\sqrt{3} & 0 & 0 & 0 \\ 0 & i & 0 & 0 & 0 \end{pmatrix}, \\ \text{and } L^z &= \begin{pmatrix} 0 & i & 0 & 0 & 0 \\ -i & 0 & 0 & 0 & 0 \\ 0 & 0 & 0 & 0 & i2 \\ 0 & 0 & 0 & 0 & 0 \\ 0 & 0 & -i2 & 0 & 0 \end{pmatrix}. \end{aligned} \quad (\text{S1})$$

In order to derive the spin-orbit coupling (SOC), the  $d$ -orbital basis needs to be enlarged to include the spin degrees of freedom

$$\psi^d = (d_{YZ,\downarrow}, d_{ZX,\downarrow}, d_{XY,\downarrow}, d_{3Z^2-R^2,\downarrow}, d_{X^2-Y^2,\downarrow}, \downarrow \rightarrow \uparrow)^T.$$

The matrix form of the atomic SOC in the  $d$ -orbital basis is thus given by

$$\mathcal{H}_{\text{SOC}} = \lambda \mathbf{L} \cdot \mathbf{S} = \frac{\lambda}{2} \begin{pmatrix} -L^z & L_+ \\ L_- & L^z \end{pmatrix}. \quad (\text{S2})$$

It is straightforward to show that the SOC interaction  $\mathcal{H}_{\text{SOC}}$  is invariant under joint spin-orbital rotations, *i.e.*,  $\mathcal{J}^\dagger(\theta)\mathcal{H}_{\text{SOC}}\mathcal{J}(\theta) = \mathcal{H}_{\text{SOC}}$ , where  $\mathcal{J}(\theta) = \mathcal{R}_L(\theta) \otimes \mathcal{R}_S(\theta) = e^{iL_z\theta} \otimes e^{iS_z\theta}$  rotates both the orbital and the spin by an angle  $\theta$  around the  $c$ -axis.

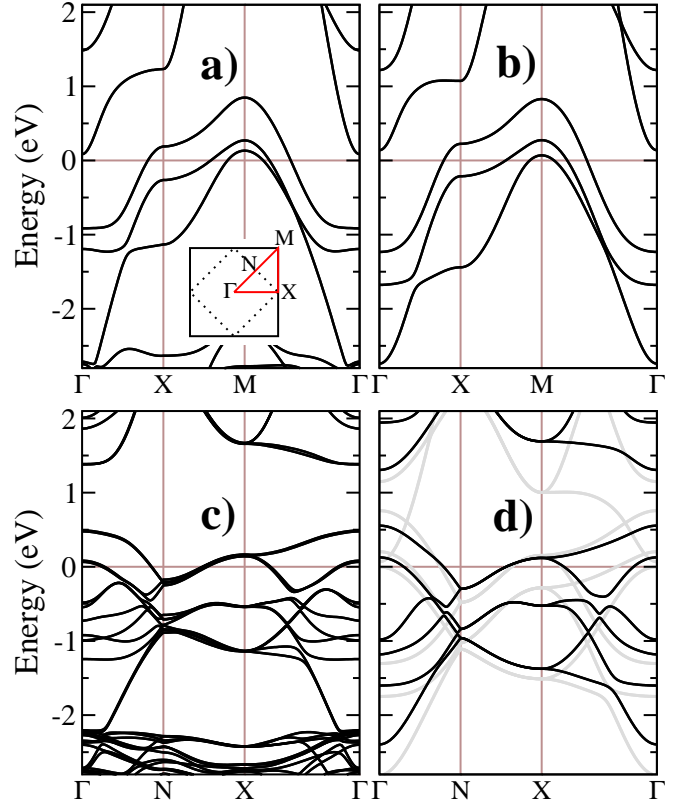


FIG. S1: Comparison between the LDA band structures and the TB+SOC model. (a) LDA without structural distortion. (b) TB+SOC model without structural distortion. (c) LDA with structural distortion. (d) TB+SOC model with structure distortion (black lines). The grey lines in (d) show the band structure in (b) folded into the reduced BZ.

### B. LDA band structure and the TB+SOC model

We first consider an idealized, *i.e.* *undistorted*  $\text{Sr}_2\text{IrO}_4$  where the staggered rotation of the  $\text{IrO}_6$  octahedra is neglected. The resulting crystal structure has a space-group of  $I4/mmm$  symmetry and the corresponding unit cell contains only one Ir atom. The lattice parameters are from Ref. [2]:  $a = b = 3.89 \text{ \AA}$  and  $c = 12.92 \text{ \AA}$ . Taking into account the SOC, the obtained LDA[4] band dispersions is shown in Fig. S1a for the undistorted  $\text{Sr}_2\text{IrO}_4$ .

Next, we construct a two-dimensional TB+SOC model for the low-energy band structure using five localized  $5d$  Wannier orbitals centered at an Ir site labeled by  $\alpha, \beta = 1(d_{yz}), 2(d_{zx}), 3(d_{xy}), 4(d_{3z^2-r^2}), 5(d_{x^2-y^2})$ ,

$$\begin{aligned} \tilde{\mathcal{H}}_0 &= \sum_{ij, \alpha\beta, \sigma} \tilde{t}_{ij}^{\alpha\beta} d_{i\alpha\sigma}^\dagger d_{j\beta\sigma} + \sum_{i\alpha\sigma} \epsilon_\alpha d_{i\alpha\sigma}^\dagger d_{i\alpha\sigma} \\ &+ \lambda_{\text{soc}} \sum_{i, \alpha\beta, \sigma\sigma'} \langle \alpha | \mathbf{L} | \beta \rangle \cdot \langle \sigma | \mathbf{S} | \sigma' \rangle d_{i\alpha\sigma}^\dagger d_{i\beta\sigma'}. \end{aligned} \quad (\text{S3})$$

Here  $d_{i\alpha\sigma}^\dagger$  creates an electron with spin- $\sigma$  in the  $\alpha$ -th orbital at site  $i$ . It is important to note that in



TABLE S1: Hopping integrals  $\tilde{t}_{\alpha\beta}[\Delta x, \Delta y]$  in units of meV.  $[\Delta x, \Delta y]$  denotes the in-plane hopping vector, and  $(\mu, \nu)$  the orbitals.  $\mathbf{I}$ ,  $\sigma_y$ , and  $\sigma_d$  correspond to  $\tilde{t}_{\alpha\beta}[-\Delta x, -\Delta y]$ ,  $\tilde{t}_{\alpha\beta}[\Delta x, -\Delta y]$ , and  $\tilde{t}_{\alpha\beta}[\Delta y, \Delta x]$ , respectively, where “ $\pm$ ” and “ $\pm(\alpha', \beta')$ ” in the row of  $(\alpha, \beta)$  mean that the corresponding hopping is equal to  $\pm\tilde{t}_{\alpha\beta}[\Delta x, \Delta y]$  and  $\pm\tilde{t}_{\alpha'\beta'}[\Delta x, \Delta y]$ , respectively. This table, combined with the relation  $\tilde{t}_{\alpha\beta}[\Delta x, \Delta y] = \tilde{t}_{\beta\alpha}[-\Delta x, -\Delta y]$ , gives all the *ab*-plane hoppings  $\geq 1\text{meV}$  up to fifth neighbors.

$(\alpha, \beta)$	[1,0]	[1,1]	[2,0]	[2,1]	[2,2]	$\mathbf{I}$	$\sigma_y$	$\sigma_d$
(1,1)	-66	16	12	5	2	+	+	+(2,2)
(1,2)		3		1	-2	+	-	+
(2,2)	-391	16	30	6	2	+	+	+(1,1)
(3,3)	-391	-139	30	-10	-11	+	+	+
(3,4)		88		11	9	+	-	+
(3,5)				-12		+	-	-
(4,4)	-245	-38	-6	-3	-1	+	+	+
(4,5)	309		30	8		+	+	-
(5,5)	-792	173	-140	3		+	+	+

Eq. (S3), the spin and orbital are defined in the *global* coordinates  $(x, y, z)$  of the system. The hopping integrals  $\tilde{t}_{ij}^{\alpha\beta} \equiv \tilde{t}_{\alpha\beta}[x_j - x_i, y_j - y_i]$  are *real* and given in table S1 for up to fifth nearest neighbors. The obtained crystalline electric field (CEF) hierarchy is given by  $\epsilon_{1,\dots,5} = (0, 0, 202, 3054, 3831)$  meV. The last term in Eq. (S3) describes the atomic SOC and the matrix representation is given explicitly in Eq. (S2). The LDA value for the atomic SOC is  $\lambda_{\text{soc}} = 357$  meV. The band dispersion produced by the TB+SOC Hamiltonian is shown in Fig. S1b, which captures faithfully the low-energy part of the LDA band structure in Fig. S1a.

In realistic  $\text{Sr}_2\text{IrO}_4$  materials, the corner-shared  $\text{IrO}_6$  are not well-aligned but are alternately rotated clockwise and anticlockwise around the *c*-axis by about  $11^\circ$ . The top view of the staggered octahedral rotation is shown schematically in Fig. S2, which lowers the symmetry group of  $\text{Sr}_2\text{IrO}_4$  from  $I4/mmm$  to  $I4_1/acd$  and the corresponding primitive unit cell contains four  $(\sqrt{2} \times \sqrt{2} \times 2)$  formula units. The lattice constants we used here are taken from the values obtained at 295 K by Crawford *et al.* [3]:  $a = b = 5.497 \text{ \AA}$  ( $a_t = 3.887 \text{ \AA}$ ),  $c = 25.798 \text{ \AA}$  ( $c_t = 12.899 \text{ \AA}$ ). The obtained LDA band structure near the Fermi level is shown in Fig. S1c in the reduced zone in two dimensions (2D) plotted in the inset in Fig. S1a since the staggered octahedral rotation doubles the 2D unit cell. It clearly deviates from the grey lines in Fig. S1d obtained by simply folding the band structure of the TB+SOC model in Eq. (S3) into the 2D reduced BZ. The main difference is that the band crossing (mainly  $d_{xy}$  and  $d_{x^2-y^2}$  orbitals) above the Fermi level near  $\Gamma$  is lifted by the structure distortion.

In order to obtain the tight-binding model in the presence of the structure distortion, it is essential to transform the atomic spin/orbital into the *local* coordinates that follow the staggered octahedral rotation. The SOC

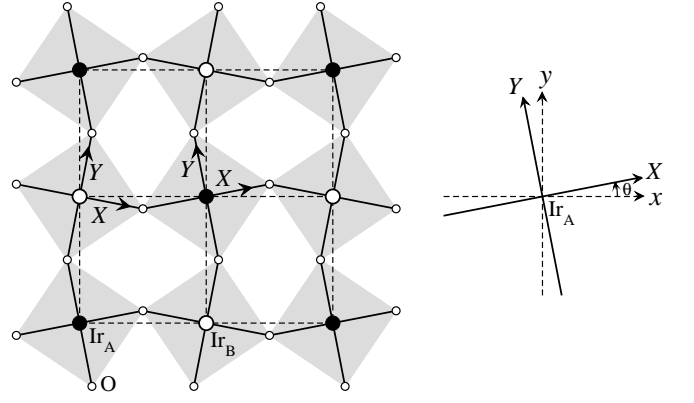


FIG. S2: Schematic picture of a  $\text{IrO}_2$  layer. Large filled or open circles denote Ir atoms on two sublattices, and small open circles are oxygen atoms. Small  $x, y$  are the global cubic axis, while capital  $X, Y$  denote local sublattice-dependent axis. The  $\text{IrO}_6$  octahedra of sublattice A/B are rotated about *c*-axis by  $\theta = \pm 11^\circ$ .

term is invariant as shown in the last section. Assuming the atomic crystal fields in the local  $\text{IrO}_6$  environment are unchanged to a good approximation, the main effects of the octahedral rotation is on the hopping term in Eq. (S3). This amounts to a spatial rotation from the global  $(x, y, z)$  to the local  $(X, Y, Z)$  coordinates shown in Fig. S2 by angles  $\theta_i$  and a spin rotation by angles  $\theta_i$  [5], i.e.  $\mathcal{R}_i = e^{-iL_z\theta_i} \otimes e^{iS_z\theta_i}$ . The hopping of an electron from site  $j$  to site  $i$  is described by the  $10 \times 10$  matrix,  $\tilde{t}_{ij}$ , in the spin-orbital space. Carrying out this rotation on the hopping matrix,  $t_{ij} = \mathcal{R}_i^\dagger \tilde{t}_{ij} \mathcal{R}_j$ , one finds that the hopping matrix  $t_{ij}$  is in general *complex* and spin-orbital dependent but diagonal in spin space. The TB+SOC model in the local  $(X, Y, Z)$  coordinates is thus given by

$$\mathcal{H}_0 = \sum_{ij, \mu\nu, \sigma} t_{ij}^{\mu\nu, \sigma} d_{i\mu\sigma}^\dagger d_{j\nu\sigma} + \sum_{i\mu\sigma} \epsilon_\mu d_{i\mu\sigma}^\dagger d_{i\mu\sigma} + \lambda_{\text{soc}} \sum_{i, \mu\nu, \sigma\sigma'} \langle \mu | \mathbf{L} | \nu \rangle \cdot \langle \sigma | \mathbf{S} | \sigma' \rangle d_{i\mu\sigma}^\dagger d_{i\nu\sigma'}, \quad (\text{S4})$$

where the orbital indices  $\mu, \nu = 1(d_{YZ}), 2(d_{ZX}), 3(d_{XY}), 4(d_{3Z^2-R^2}), 5(d_{X^2-Y^2})$ , as given in Eq. (1) in the main text. The obtained band dispersion is shown as black lines in Fig. S1d, which provides an accurate five-orbital TB+SOC description of the LDA band structure in the presence of lattice distortion shown in Fig. S1c.

### C. $J_{\text{eff}} = 1/2$ bands

Since the cubic crystal field  $\Delta_c = 10Dq$  ( $\simeq 3.4 \text{ eV}$ ) is much larger than  $\lambda_{\text{soc}}$ , the five *d* atomic orbitals split into the 3-fold  $t_{2g}$  manifold consisting of  $d_{YZ}$ ,  $d_{ZX}$ , and  $d_{XY}$ , and the higher lying 2-fold  $e_g$  manifold of  $d_{3Z^2-R^2}$  and  $d_{X^2-Y^2}$ . Projecting out the high energy  $e_g$  manifold, it has been shown [6, 7] that the  $t_{2g}$  manifold has an

effective angular momentum  $\ell = 1$  with triplets  $|1, 0\rangle = d_{XY}$ ,  $|1, \pm 1\rangle = -\frac{1}{\sqrt{2}}(id_{ZX} \pm d_{YZ})$  and reversed angular momentum  $\mathbf{L} \rightarrow -\mathbf{L}$ . The truncated matrix form of the SOC in the  $t_{2g}$  manifold thus reads

$$\mathcal{H}_{\text{SOC}} = -\lambda \mathbf{L} \cdot \mathbf{S} = \frac{\lambda}{2} \left( \begin{array}{ccc|ccc} 0 & -i & 0 & 0 & 0 & 1 \\ i & 0 & 0 & 0 & 0 & i \\ 0 & 0 & 0 & -1 & -i & 0 \\ \hline 0 & 0 & -1 & 0 & i & 0 \\ 0 & 0 & i & -i & 0 & 0 \\ 1 & -i & 0 & 0 & 0 & 0 \end{array} \right) \quad (\text{S5})$$

in the basis of  $(d_{YZ,\downarrow}, d_{ZX,\downarrow}, d_{XY,\downarrow}; \downarrow \rightarrow \uparrow)^T$ . The SOC further splits the  $t_{2g}$  complex into spin-orbit multiplets

with a  $J_{\text{eff}} = 3/2$  quartet and a higher lying  $J_{\text{eff}} = 1/2$  doublet. The  $J_{\text{eff}} = 1/2$  doublet is given by

$$\begin{aligned} |\frac{1}{2}, \frac{1}{2}\rangle &= \frac{1}{\sqrt{3}}(id_{YZ,\downarrow} + d_{ZX,\downarrow} + id_{XY,\uparrow}), \text{ and} \\ |\frac{1}{2}, -\frac{1}{2}\rangle &= \frac{1}{\sqrt{3}}(-id_{YZ,\uparrow} + d_{ZX,\uparrow} + id_{XY,\downarrow}). \end{aligned}$$

- 
- [1] [https://en.wikipedia.org/wiki/Table\\_of\\_spherical\\_harmonics](https://en.wikipedia.org/wiki/Table_of_spherical_harmonics)
- [2] J.J. Randall, Lewis Katz, and Roland Ward, The Preparation of a Strontium-Iridium Oxide  $\text{Sr}_2\text{IrO}_4$ . J. Am. Chem. Soc. **79**, 266 (1957).
- [3] M.K. Crawford *et. al.*, Structural and magnetic studies of  $\text{Sr}_2\text{IrO}_4$ , Phys. Rev. B **49**, 9198 (1994).
- [4] P. Giannozzi *et. al.*, QUANTUM ESPRESSO: a modular and open-source software project for quantum simulations of materials, J. Phys.: Condens. Matter **39**, 395502 (2009).
- [5] Fa Wang and T. Senthil, Twisted Hubbard Model for  $\text{Sr}_2\text{IrO}_4$ : Magnetism and Possible High Temperature Superconductivity, Phys. Rev. Lett. **106** 136402 (2011).
- [6] A. Abragam and B. Bleaney, Electron Paramagnetic Resonance of Transition Ions. Clarendon Press, Oxford, (1970).
- [7] G. Jackeli and G. Khaliullin, Mott Insulators in the Strong Spin-Orbit Coupling Limit: From Heisenberg to a Quantum Compass and Kitaev Models, Phys. Rev. Lett. **102**, 017205 (2009).