

UV Surface Habitability of the TRAPPIST-1 System

Jack T. O'Malley-James^{1*} and L. Kaltenegger¹

¹*Carl Sagan Institute, Cornell University, Ithaca, NY 14853, USA*

**jto28@cornell.edu*

Accepted XXX. Received YYY; in original form ZZZ

ABSTRACT

With the discovery of rocky planets in the temperate habitable zone (HZ) of the close-by cool star TRAPPIST-1 the question of whether such planets could also harbour life arises. Potentially habitable planets around red dwarf stars can orbit in radiation environments that could cause life-sterilizing surface radiation events. UV flares from these stars are more frequent and intense than solar flares. In addition, their temperate HZs are at closer separations from the star. Here we show UV surface environment models for planets in the HZ of TRAPPIST-1 and explore the implications for life. TRAPPIST-1 has high X-ray/EUV activity, placing planetary atmospheres at risk from erosion over time. If a dense Earth-like atmosphere with a protective ozone layer exists on planets in the HZ of TRAPPIST-1, UV surface environments would be similar to Earth. However an anoxic atmosphere, or an eroded thinner atmosphere, would allow more UV to reach the surface, making surface environments hostile even to highly UV-tolerant terrestrial extremophiles. If future observations detect ozone in the atmospheres of any of the planets in the HZ of TRAPPIST-1, these would be interesting targets for the search for life. We anticipate our assay to be a starting point for in-depth exploration of stellar and atmospheric observations of the TRAPPIST-1 planets to constrain their UV-surface-habitability.

Key words: planets and satellites: terrestrial planets - planets and satellites: individual: TRAPPIST-1 - stars: activity

1 INTRODUCTION

The ultra-cool dwarf star TRAPPIST-1 hosts seven Earth-sized planets (Gillon et al. (2017), Gillon et al. (2016)). Two are close to the inner-edge of the star's HZ, one is between the empirical and conservative HZ boundaries (Kopparapu et al. 2014) and one is outside the outer-edge. The remaining three, TRAPPIST-1e, f and g, have orbits that place them within the HZ (Fig. 1). More habitable planet discoveries in the near future are likely to be found orbiting nearby cool stars – for example, K2 could detect TRAPPIST-like planets for about 10% of M stars sampled (Demory et al. (2016)) and the upcoming NASA TESS mission will detect dozen of rocky planets in the HZs of cool stars (Sullivan et al. (2015)). Therefore, it is important to characterise how the surface UV environments of these planets could affect biology.

Recent work is beginning to unravel some of the factors affecting the habitability of the TRAPPIST-1 system (Bolmont et al. (2017)). X-ray observations show the star is a strong, variable coronal X-ray source, with a similar X-ray luminosity to the quiet Sun (Wheatley et al. (2017)). Therefore, HZ planets that are much closer to their host star than Earth is to the Sun would be subject to significant X-ray/EUV fluxes, which could alter their primary and secondary atmospheres (Wheatley et al. (2017)). The UV-activity (flare frequency and intensity)

of TRAPPIST-1 in the biologically- relevant 100–400 nm range is unknown.

Currently, the only information we have on the atmospheres of the TRAPPIST-1 planets comes from a combined transmission spectrum for the two inner planets (TRAPPIST-1c and d) that shows a lack of features, ruling out cloud-free hydrogen-dominated atmospheres for planets b and c, but leaving a wide range of possible atmospheres open (De Wit et al. (2016)). This allows for a wide range of potential UV surface radiation environments.

As UV radiation can lead to sterile surface conditions (France et al. (2013), Wheatley et al. (2017), Buccino, Lemarchand & Mauas (2007), Segura et al. (2010)), we therefore explore how the surface UV radiation environment would change with different planetary atmospheres and for high and low stellar near-UV activity levels. We base our model planets on the four HZ planets, which receive stellar fluxes of approximately 0.2, 0.4, 0.7 and 1.2 times the flux on Earth (S_0). Because a low temperature star warms a planet's atmosphere more effectively (Kasting, Whitmire & Reynolds (1993)), a planet that received 0.7 S_0 would, for a similar atmospheric composition, show Earth-like conditions (Kasting et al. 1993); weighting factors for individual stars can be found in Kaltenegger & Haghighipour (2013).

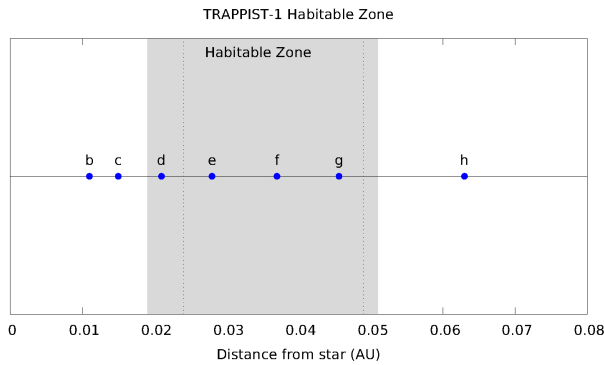


Figure 1. The habitable zone of the TRAPPIST-1 system. The most likely positions of the known planets are plotted in blue. Conservative HZ limits are shown by dashed lines. The fluxes for the HZ planet positions are used for the model planets in our study. These receive fluxes of 0.258, 0.382 and 0.662 times the solar flux at Earth, respectively (Gillon et al. (2017)).

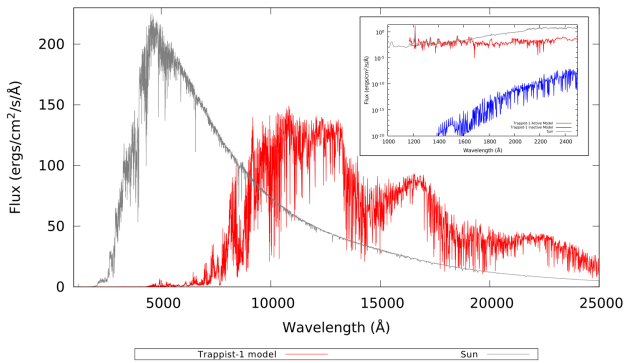


Figure 2. The model stellar spectrum used in our simulations. The solar spectrum is plotted in grey for comparison. Both spectra show the flux at a 1-AU-equivalent distance. (Inset) The near UV portion of the spectra. The UV-active model spectrum for TRAPPIST-1 overlaps with, or exceeds the solar UV-C spectrum.

Current stellar models are unable to model the UV region from M dwarfs self-consistently (France et al. (2013), Rugheimer et al. (2015a)) making observations of cool stars in the UV a critical input for habitability calculations. We use two stellar input spectra from Rugheimer et al. (2015a), which represent two possible extremes of UV activity for a star like TRAPPIST-1 – (i) an “active” spectrum based on the most active M dwarf UV measurements and (ii) an “inactive” spectrum based on a semi-empirical model without a chromosphere, constructed to represent the lowest theoretical UV flux (see Fig. 2) and compare their results.

2 METHODS

We use a coupled climate-photochemistry code to determine the UV surface flux (Segura et al. (2007),

Rugheimer et al. (2015b)) for our model planets within TRAPPIST-1’s HZ. The high X-ray/EUV flux from TRAPPIST-1 (and other similarly active young M stars) should strip away a planet’s atmosphere over time (Gillon et al. (2016)) which would lead to less dense atmospheres and/or lower O_2/O_3 levels than on Earth. Therefore we model UV planetary surface fluxes under three atmospheric scenarios: (i) a present-day Earth-like atmosphere (fixed mixing ratios of $CO_2 = 355\text{ppm}$, $O_2 = 0.21$), (ii) a thin atmosphere (0.1 bar) with an Earth-like composition (fixed mixing ratios of $CO_2 = 355\text{ppm}$, $O_2 = 0.21$), (iii) a CO_2 -dominated atmosphere similar to the early Earth 3.9 Gyr ago (fixed mixing ratios of $CO_2 = 0.1$, $CH_4 = 1.65 \times 10^{-6}$) (Kaltenegger, Traub & Jucks (2007)).

To model the planetary atmosphere scenarios, we use a coupled 1D radiative-convective atmosphere code developed for rocky exoplanets, EXO-Prime (Kaltenegger, Sasselo & Rugheimer (2013)). It iterates between a 1D climate (Kasting & Ackerman (1986), Pavlov et al. (2000)) and a 1D photochemistry code (Segura et al. (2007), Segura et al. (2005)) to calculate the atmospheric transmission of UV flux to the ground for Earth-sized planets. The photochemistry code, originally developed by Kasting, Holland & Pinto (1985), solves for 55 chemical species linked by 220 reactions using a reverse-Euler method. A two-stream approximation (Toon et al. (1989)), which includes multiple scattering by atmospheric gases, is used in the visible/near IR to calculate the shortwave fluxes. Four-term, correlated-k coefficients parameterize the absorption by O_3 , H_2O , O_2 , and CH_4 (Kopparapu et al. (2014)). For the anoxic atmosphere cases we use a 1D photochemical model for high- CO_2 /high- CH_4 terrestrial atmospheres (Segura et al. (2005), Kasting, Holland & Pinto (1985), Toon et al. (1989), Kopparapu et al. (2014)).

3 RESULTS & DISCUSSION

In Fig. 3 we show the UV flux at the top of the atmosphere (TOA, dotted lines) and on the surfaces of the three planets for different atmospheric compositions (solid lines). To assess the damage of such a UV surface environment to life as we know it, we over-plot the action spectrum describing the relative mortality rates at different UV wavelengths of the radiation-tolerant extremophile *Deinococcus radiodurans* (Calkins & Barcelo (1982)) (green line). The action spectrum is only plotted until 280nm; UV-C radiation with shorter wavelengths will continue to destroy DNA at similar rates. This bacterium is one of the most radiation resistant organisms known on Earth (Rothschild & Mancinelli (2001)). Therefore, we use this as a benchmark against which to compare the habitability of the different radiation scenarios we present, relative to the present-day Earth UV surface environment (grey solid line). The temperature-pressure profiles, ozone mixing ratios and water mixing ratios from our models are summarised in

Fig. 4.

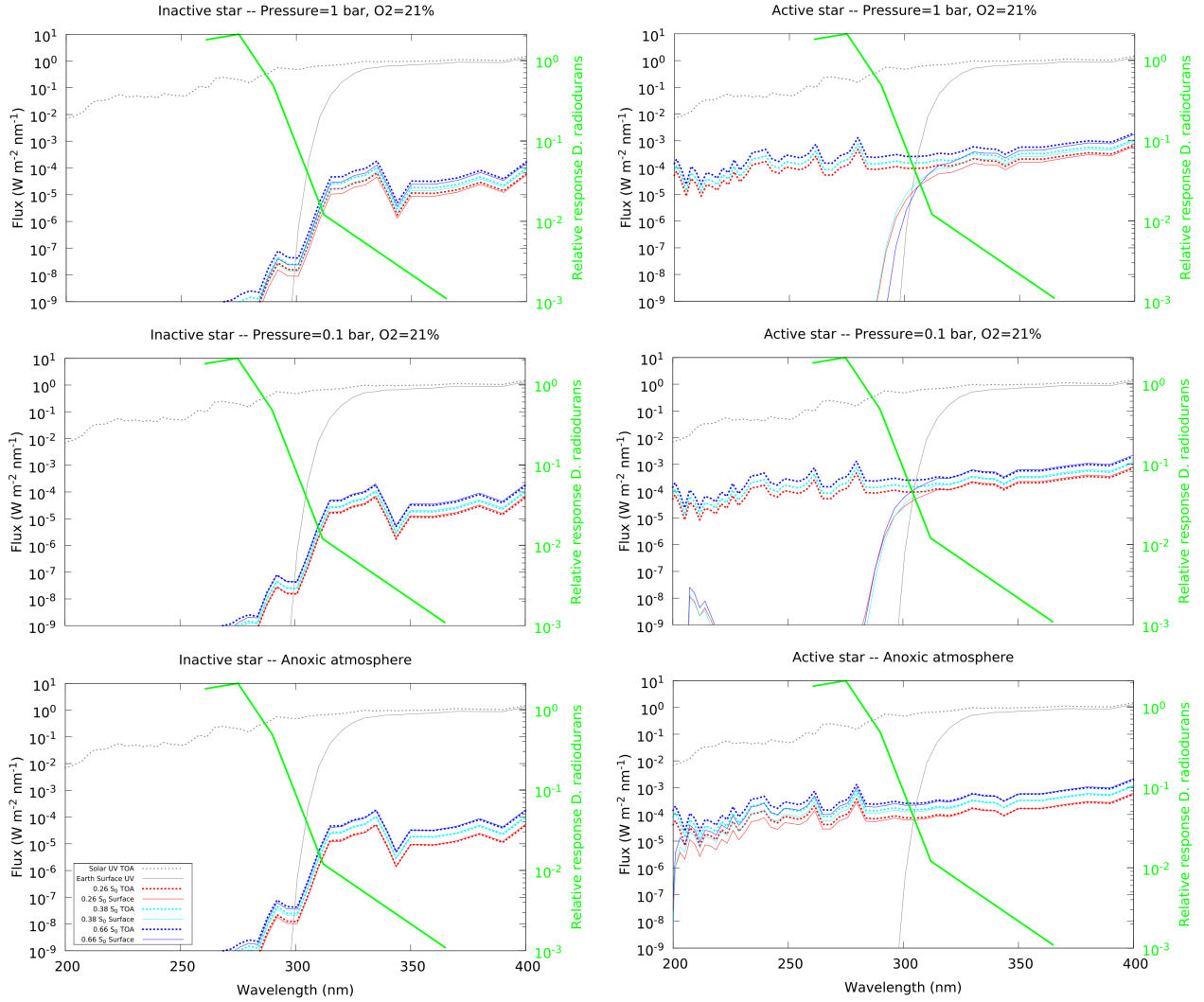


Figure 3. The UV top-of-atmosphere and surface fluxes for the model planets in the TRAPPIST-1 habitable zone. Planets with stellar incident fluxes of $0.66 S_0$, $0.38 S_0$ and $0.26 S_0$ are modelled ($1 S_0$ represents the equivalent flux received by Earth from the Sun). The UV flux (surface and top-of-atmosphere) for the present day Earth is plotted for comparison (grey lines). The left-hand column shows the results for a UV-inactive model of TRAPPIST-1. The right-hand column shows the results for a UV-active model of TRAPPIST-1 for planets with Earth-like atmospheres, low density (0.1 bar) Earth-composition atmospheres, and high- CO_2 early Earth-like atmospheres. The green line shows the survival rate for UV fluxes for the microorganism *D. radiodurans*, one of the most radiation tolerant biota on Earth.

The planets at larger orbital distances from the star receive less stellar irradiance and thus generally present a slightly milder UV surface environment at similar atmospheric compositions, and could also exhibit less atmospheric erosion due to the increased distance.

For the inactive stellar model, and planets with Earth-like atmospheric compositions and pressures, the surface UV-A flux is orders of magnitude lower than on Earth, due to lower incoming stellar flux. The protective ozone layer filters out most of the harmful UV-B and UV-C wavelengths. Some UV-B radiation flux reaches the surface. However these fluxes are still low enough to be tolerated by Earth life.

Low pressure oxygen atmospheres (0.1 bar Earth-composition) have a benign UV surface radiation environment for the inactive stellar model. However, such planets have a harsh surface UV environment for the active star model, especially for the closest planet, which receives a surface UV flux that is an order of magnitude more biologically harmful than on Earth. This is similar to levels on the early Earth 2.0 Gyr ago (Rugheimer et al. (2015b)), so this could still be tolerated by life.

For anoxic atmospheres, most of the stellar irradiation reaches the surface, leading to benign UV surface conditions for inactive stars, but sterilizing environments for the active star model, with biologically damaging UV levels up to four orders of magnitude higher than on Earth for inner-HZ planets. Note that the action spectrum

describing the relative mortality rates at different UV wavelengths of the radiation-tolerant extremophile *Deinococcus radiodurans* (Calkins & Barcelo (1982)) is only plotted until 280nm; UV-C radiation with shorter wavelengths will continue to destroy DNA at similar rates. Certain radiation-tolerant species have demonstrated an ability to survive full solar UV in space exposure experiments (e.g. Sancho et al. (2007), Onofri et al. (2012)); however, they achieve this by entering a dormant state. Therefore, although life may be able to survive on highly UV-irradiated surfaces like this, it would likely not be able to actively metabolise and complete a life-cycle. Life could shelter subsurface on such planets, e.g. in an ocean, which would make it harder to detect remotely. If photosynthetic life developed on a highly UV-irradiated planet, the UV defences it would need to employ, such as living under soil layers or underwater (Ranjan & Sasselov (2016)), would mean that surface features like the vegetation red edge signature (Seager et al. (2005)) would not exist in surface reflectance spectra (Cockell, Kaltenegger & Raven (2009)). However, there may be other detectable surface biosignatures that would be associated with high UV surface environments. Some biological UV-protection methods, such as biofluorescence, could make such a biosphere detectable (O'Malley-James, & Kaltenegger (2016)).

4 CONCLUSIONS

The UV surface habitability of planets in the HZ of the TRAPPIST-1 system depends critically on the activity of the star and the planet's atmospheric composition. The stellar UV environment will also influence the detectable atmospheric features, including any detectable biosignatures. For example, the detection of atmospheric ozone would indicate that a planet would be more likely to have habitable surface environments. Analysis of the originally announced TRAPPIST-1 planets was found to be possible with JWST, which could detect present-day Earth ozone levels after 60 transits of the original innermost planet and 30 transits of original outermost planets (Barstow & Irwin (2016)). Hence, future searches for ozone, combined with spectral observations of the host star's activity in the 100–400 nm range will enable us to constrain the radiation environments of the HZ planets around TRAPPIST-1, and their surface-UV habitability.

The high abundance of red dwarf stars in the galaxy, their high star-planet contrast ratios and high planet transit frequencies make cool stars our best targets for characterizing habitable exoplanets in the near future. However, the surface UV fluxes of the HZ planets in these systems needs to be accounted for when assessing their surface habitability.

ACKNOWLEDGEMENTS

The authors acknowledge funding from the Simons Foundation (290357, Kaltenegger).

REFERENCES

- Barstow J. K., Irwin P. G. J., 2016, MNRAS, 461, L92
 Bolmont E. et al., 2017, MNRAS, 464, 3728
 Buccino A. P., Lemarchand G. A., Mauas P. J. D., Icarus, 192, 582
 Calkins J., Barcelo J. A., 1982, The Role of Solar Ultraviolet Radiation in Marine Ecosystems. Springer US, p.143
 Cockell C. S., Kaltenegger L., Raven J. A., Astrobiology, 9, 623
 De Wit J. et al., 2016, Nature, 537, 69
 Demory B. O., Queloz D., Alibert Y., Gillen E., Gillon, M., 2016, ApJ Lett, 825, L25
 France, K., et al., 2013, ApJ, 763, 149
 Gillon M. et al., 2016, Nature, 533, 221
 Gillon M. et al., 2017, Nature, in press, doi:10.1038/nature21360
 Kaltenegger L., Traub W. A., Jucks K. W., 2007, Astron J, 658, 598
 Kaltenegger L., Haghighipour N., 2013 ApJ, 777, 165
 Kaltenegger L., Sasselov D., Rugheimer S., 2013, ApJ Lett, 775, 47
 Kasting J. F., Holland H. D., Pinto J. P., 1985, J. Geophys Res Atmospheres, 90, 10497
 Kasting J. F., Ackerman T. P., 1986, Science, 234, 1383
 Kasting J. F., Whitmire D. P., Reynolds R. T., 1993, Icarus, 101, 108
 Kopparapu R. K., Ramirez R. M., Schottelkotte J., Kasting J. F., Domagal-Goldman S., Eymet V., 2014, ApJ Lett, 787, L29
 O'Malley-James J. T., Kaltenegger L., 2016, preprint (arXiv:1608.06930)
 Onofri S. et al., Astrobiology, 12, 508
 Pavlov A. A., Kasting J. F., Brown L. L., Rages K. A., Freedman R., 2000, J Geophys Res, 105, 981
 Ranjan S., Sasselov D. D., 2016, Astrobiology, 16, 1
 Rothschild L. J., Mancinelli R. L., 2001, Nature, 409, 1092
 Rugheimer S., Kaltenegger L., Segura A., Linsky J., Mohanty S., 2015a, ApJ, 809, 57
 Rugheimer S., Segura A., Kaltenegger L., Sasselov D., 2015b, ApJ, 806, 137
 Sancho L. G. et al., 2007, Astrobiology, 7, 443
 Seager S., Turner E. L., Schafer J., Ford E. B., 2005, Astrobiology, 5, 372
 Segura A., Kasting J. F., Meadows V. S., Cohen M., Scalo J., Crisp D., Butler R. A. H., Tinetti G., 2005, Astrobiology, 5, 706
 Segura A., Meadows V. S., Kasting J. F., Crisp D., Cohen M., 2007, Astron. Astrophys., 472, 665
 Segura A., Walkowicz L. M., Meadows V. S., Kasting J. F., Hawley S., 2010, Astrobiology, 10, 751
 Sullivan P. W. et al., 2015, ApJ, 809, 77
 Toon O. B., McKay C. P., Ackerman T. P., Santhanam K., 1989, J. Geophys. Res.: Atmospheres, 94, 16287
 Wheatley P. J., Loudon T., Bourrier V., Ehrenreich D., Gillon M., 2017, MNRAS Lett., 465, L74

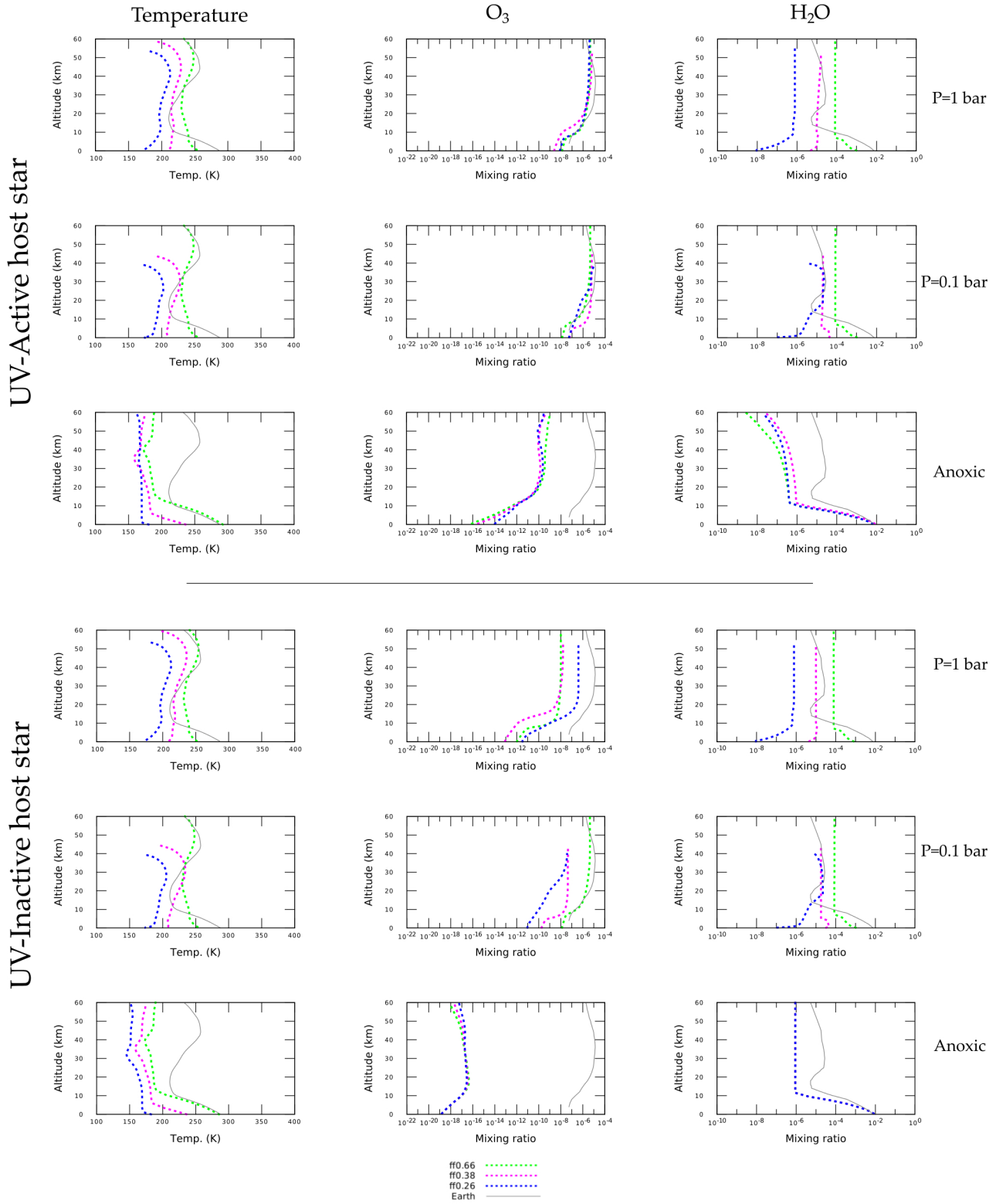


Figure 4. The temperature-pressure profiles, ozone, and water mixing ratios for each of the atmosphere cases modelled for the three planets in the HZ of TRAPPIST-1. Note the atmospheric heights vary between the different atmospheric scenarios modelled.