

# Identifying stellar binary black hole formation channels from the imprint of their center-of-mass acceleration in their gravitational wave signal

Kohei Inayoshi<sup>1</sup>, Nicola Tamanini<sup>2</sup>, Chiara Caprini<sup>3</sup>, and Zoltán Haiman<sup>1,4</sup>

<sup>1</sup>*Department of Astronomy, Columbia University, 550 W. 120th St., New York, NY, 10027, USA*

<sup>2</sup>*Institut de Physique Théorique, CEA-Saclay, CNRS UMR 3681, Université Paris-Saclay, F-91191 Gif-sur-Yvette, France*

<sup>3</sup>*Laboratoire Astroparticule et Cosmologie, CNRS UMR 7164, Université Paris-Diderot, 10 rue Alice Domon et Léonie Duquet, 75013 Paris, France*

<sup>4</sup>*Department of Physics, New York University, New York, NY 10003, USA*

(Dated: May 18, 2022)

Multi-frequency gravitational wave (GW) observations are useful probes of the formation processes of coalescing stellar-mass binary black holes (BBHs). We discuss the phase drift in the GW inspiral waveform of the merging BBH caused by its center-of-mass acceleration. The acceleration strongly depends on the location where a BBH forms within a galaxy, allowing observations of the early inspiral phase of LIGO-like BBH mergers by the Laser Interferometer Space Antenna (LISA) to test the formation mechanism. In particular, BBHs formed in dense nuclear star clusters or via compact accretion disks around a nuclear supermassive black hole in active galactic nuclei would suffer strong acceleration, and produce large phase drifts measurable by LISA. The host galaxies of the coalescing BBHs in these scenarios can also be uniquely identified in the LISA error volume, without electromagnetic counterparts. A non-detection of phase drifts would rule out or constrain the contribution of the nuclear formation channels to the stellar-mass BBH population.

PACS numbers: 04.30.-w, 04.25.-g, 04.80.Cc

## I. INTRODUCTION

Advanced LIGO has detected gravitational waves from three stellar binary black hole (BBH) mergers, GW150914, GW151226 and LVT151012. [1–3]. Several scenarios for the origin of such massive compact BBHs have been proposed [4], through the evolution of isolated massive stellar binaries [5–9] dynamical formation in dense stellar clusters [10–13] or with the aid of compact gas disks in active galactic nuclei (AGN) [14–16].

Recently, Sesana [17] pointed out that the early inspiral of GW150914-like BBHs could have been measured by the space-based detector LISA [18]. The BBH coalescence rate inferred from the LIGO detections implies that  $\sim 10 - 100$  of such BBHs will be individually resolved by LISA and then merge in the LIGO band in  $\leq 10$  yr. These LISA observations alone can determine the coalescence time with an accuracy of  $\sim 10$  s and the sky position to within  $< 1$  deg<sup>2</sup>, allowing advance planning of electromagnetic (EM) observations of the merger.

Multi-frequency GW observations by LISA and LIGO are also useful to distinguish formation scenarios of stellar-mass BBHs. LISA could detect non-zero eccentricities of the merging BBHs at  $f \simeq 10^{-2}$  Hz even if the eccentricities observed in the LIGO band are negligible [19, 20]. Measurable eccentricities are expected in formation channels involving dynamical interactions in dense stellar clusters [11], or as a result of the interaction of the BBH with AGN accretion disks [14–16], but not if typical BBHs form via isolated binaries [8]. The predicted eccentricities are uncertain, and alternative ways to distinguish formation channels remain useful.

Another important advantage of low-frequency GW observations by LISA (and/or by DECIGO [21]) is that the acceleration of the merging BBHs can produce a measurable phase drift in their GW inspiral waveform. In the cosmological context, the apparent acceleration caused by the time-evolution of the Hubble expansion is weak, but if measured, it would allow us to measure the accelerated expansion of the universe directly [22, 23]. However, the peculiar acceleration of the coalescing BBHs due to astrophysical processes could be much larger than that produced by the cosmic expansion [24, 25].

In this *Letter*, we discuss the possibility to distinguish the formation channels of merging BBHs, focusing on the binary motion inside the host galaxy. We show that BBHs located in dense nuclear star clusters or in compact accretion disks around a nuclear supermassive BH (SMBH) suffer strong acceleration, and produce a large phase drift measurable by LISA [26]. Since the acceleration effect strongly depends on the location where BBHs form within a galaxy, observations by LISA of stellar-mass BBH mergers offer a robust test of proposed formation scenarios.

## II. PHASE DRIFT IN GRAVITATIONAL WAVES

We consider a coalescing BBH with a redshifted chirp mass of  $M_{c,z} \equiv (1+z)M_c$  in the LISA band with a signal-to-noise ratio (SNR) of  $\rho > 8$  which will merge in the advanced LIGO/Virgo band in  $\tau_c \lesssim 10$  yr [17]. The rest-frame GW frequency of the coalescing BBH is given by

$$f \simeq 13.8 \text{ mHz} \left( \frac{M_{c,z}}{40 M_\odot} \right)^{-5/8} \left( \frac{\tau_c}{4 \text{ yr}} \right)^{-3/8}. \quad (1)$$

The SNR accumulated during the LISA observation time  $\delta t$  can be approximated as [19]

$$\rho \simeq 51 \left( \frac{d_L}{100 \text{ Mpc}} \right)^{-1} \left( \frac{M_{c,z}}{40 \text{ M}_\odot} \right)^{5/3} \left( \frac{f}{14 \text{ mHz}} \right)^{2/3} \times \left( \frac{\sqrt{S_n(f)}}{7 \times 10^{-21} \text{ Hz}^{-1/2}} \right)^{-1} \left( \frac{\delta t}{5 \text{ yr}} \right)^{1/2}, \quad (2)$$

where  $f$  is a representative frequency,  $d_L$  is the luminosity distance and  $S_n(f)$  is LISA's sensitivity limit. We assume a LISA configuration with six links, 2 million km arm length, and mission duration of  $\delta t = 5 \text{ yr}$  [27].

From the BBH merger rate inferred from the existing LIGO events,  $R \simeq 9 - 240 \text{ Gpc}^{-3} \text{ yr}^{-1}$  [3], the space density of BBHs inspiralling near  $f \simeq 10^{-2} \text{ Hz}$  at a given time can be estimated as

$$n_m \equiv R \frac{f}{\dot{f}} = 1.03 \times 10^{-6} \text{ Mpc}^{-3} \quad (3) \\ \times \left( \frac{f}{14 \text{ mHz}} \right)^{-8/3} \left( \frac{M_{c,z}}{40 \text{ M}_\odot} \right)^{-5/3} \left( \frac{R}{100 \text{ Gpc}^{-3} \text{ yr}^{-1}} \right).$$

Thus, below we require  $60 \text{ Mpc} < d_L < 640 \text{ Mpc}$ , in order to ensure that at least one event ( $N_m \equiv 4\pi n_m d_L^3/3 > 1$ , evaluated with  $R = 100 \text{ Gpc}^{-3} \text{ yr}^{-1}$ ) occurs in the local cosmic volume with a total SNR  $\rho > 8$ , during a  $\delta t = 5 \text{ yr}$  LISA mission lifetime.

Next, we consider the impact of the center-of-mass (CoM) acceleration of a merging BBH. Over  $\delta t$ , the source will appear to change its redshift by an amount

$$\delta z_{\text{acc}} \simeq \frac{a_{\text{CoM}} \delta t}{c} \equiv 1.7 \times 10^{-8} \left( \frac{\epsilon}{10^3} \right) \left( \frac{\delta t}{5 \text{ yr}} \right), \quad (4)$$

where we have expressed the acceleration  $a_{\text{CoM}} = v_{\text{acc}}^2/r$  in terms of a characteristic velocity  $v_{\text{acc}}$  and distance  $r$  (interpreted below as the orbital velocity and distance from the barycenter of the host galaxy), and defined the dimensionless acceleration parameter  $\epsilon$

$$\epsilon \equiv 10^4 \left( \frac{v_{\text{acc}}}{100 \text{ km s}^{-1}} \right)^2 \left( \frac{r}{1 \text{ pc}} \right)^{-1}. \quad (5)$$

We define a variable  $Y$  which accounts for the CoM acceleration of a merging BBH by

$$Y \equiv \frac{1}{2(1+z)} \cdot \frac{\delta z_{\text{acc}}}{\delta t} \\ \simeq 1.5 \times 10^{-8} \text{ yr}^{-1} \left( \frac{\epsilon}{10^4} \right) \left( \frac{1+z}{1.1} \right)^{-1}. \quad (6)$$

Note that the redshift drift due to the cosmic expansion is negligible for the range of  $\epsilon$  we consider here. The CoM acceleration causes a linear frequency drift  $\delta f \propto Y \delta t$  and the corresponding phase drift in the GW inspiral

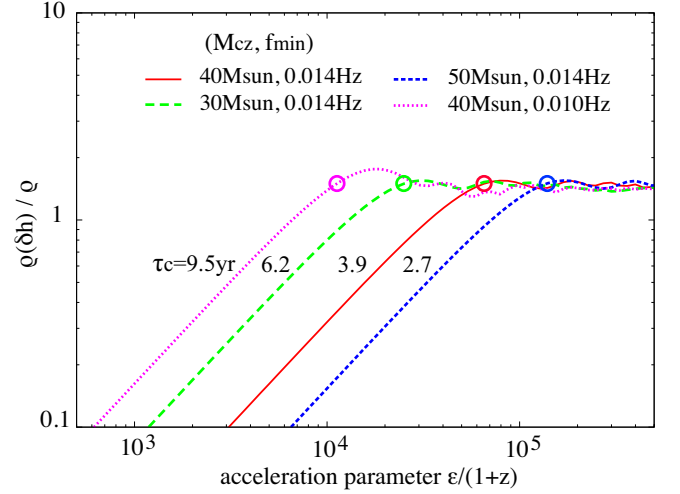


FIG. 1. The relative SNR of the deviation in the GW inspiral waveform caused by the CoM acceleration  $\epsilon$ , for different combinations of the redshifted chirp mass  $M_{c,z}$  and the frequency  $f_{\text{min}}$  when the LISA observation begins. The corresponding times to coalescence  $\tau_c$  are indicated in the figure. The LISA observation is limited to the duration  $\delta t = 5 \text{ yr}$ . The relative SNRs saturate at  $\epsilon > \epsilon_c$  ( $\delta \Psi_{\text{acc}} \gtrsim 1$ ) shown by open circles.

waveform can be expressed as [25]

$$\delta \Phi_{\text{acc}} \simeq 1.1 \left( \frac{\epsilon}{10^4} \right) \left( \frac{1+z}{1.1} \right)^{-1} \left( \frac{\delta t}{5 \text{ yr}} \right) \times \left( \frac{M_{c,z}}{40 \text{ M}_\odot} \right)^{-5/3} \left( \frac{f}{14 \text{ mHz}} \right)^{-5/3}. \quad (7)$$

The total number of GW cycles without the acceleration is very large for stellar-mass binaries,  $\mathcal{O}(10^6)$ , and Eq. (7) gives  $\pm 1.0 (\epsilon/10^4)(\delta t/5 \text{ yr})$  extra cycles.

To detect the phase drift in the GW inspiral waveform, the strain perturbation  $\delta h(f) = h(f)[1 - e^{i\delta \Psi_{\text{acc}}(f)}]$  must have a significant SNR [28, 29], where  $\delta \Psi_{\text{acc}}(f)$  is the phase drift in frequency space [30],

$$\delta \Psi_{\text{acc}}(f) \simeq -0.59 \left( \frac{\epsilon}{10^4} \right) \left( \frac{1+z}{1.1} \right)^{-1} \times \left( \frac{M_{c,z}}{40 \text{ M}_\odot} \right)^{-10/3} \left( \frac{f}{14 \text{ mHz}} \right)^{-13/3}. \quad (8)$$

Fig. 1 shows the relative SNR of the perturbation  $\rho(\delta h)/\rho = \left[ \int_{f_{\text{min}}}^{f_{\text{max}}} df \frac{|\delta h(f)|^2}{S_n(f)} / \int_{f_{\text{min}}}^{f_{\text{max}}} df \frac{|h(f)|^2}{S_n(f)} \right]^{1/2}$  for different combinations of the redshifted chirp mass  $M_{c,z}$  and the frequency  $f_{\text{min}}$  when the observation begins ( $f_{\text{max}}$  is the smaller between twice the inner-most-stable-circular-orbit frequency or the frequency reached in  $\delta t = 5 \text{ yr}$ ).

For small  $\epsilon$ , the relative SNR is proportional to  $|\delta \Psi_{\text{acc}}|$

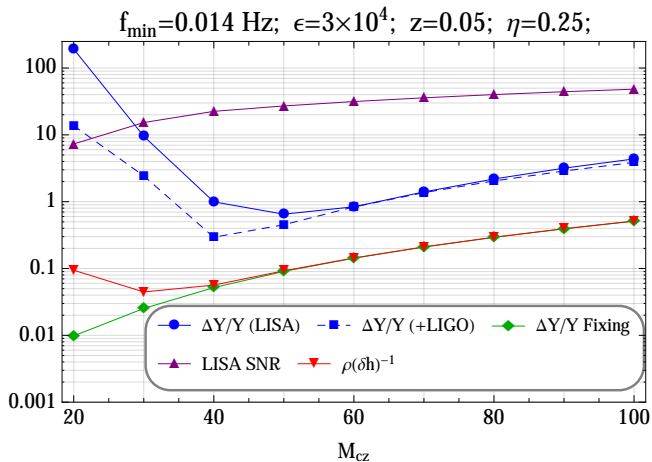


FIG. 2. The  $1\sigma$  errors  $\Delta Y/Y$  from LISA alone (blue solid) and LISA + LIGO (i.e. assuming that the coalescence time  $t_c$  has been fixed by LIGO; blue dashed). For our fiducial case ( $f_{\min} = 0.014$  Hz,  $\epsilon = 3 \times 10^4$ ,  $z = 0.05$  and  $\eta = 0.25$ ), non-zero acceleration can be detected, i.e.,  $\Delta Y/Y < 1$ , for merging BBHs with  $35 M_\odot \lesssim M_{c,z} \lesssim 63 M_\odot$ . The LISA SNR (purple) and the inverse of the numerically computed  $\rho(\delta h)$  due to the CoM acceleration (red) are shown. The green curve shows the Fisher error assuming all parameter others than  $Y$  are fixed, and validates the Fisher analysis for  $M_{c,z} \gtrsim 35 M_\odot$ .

[29, 31] and the SNR of the perturbation is given by

$$\rho(\delta h) \simeq 16 \left( \frac{\epsilon}{10^4} \right) \left( \frac{d_L}{100 \text{ Mpc}} \right)^{-1} \left( \frac{\delta t}{5 \text{ yr}} \right)^{1/2} \times \left( \frac{M_{c,z}}{40 M_\odot} \right)^{-5/3} \left( \frac{f}{14 \text{ mHz}} \right)^{-11/3} \left( \frac{1+z}{1.1} \right)^{-1}. \quad (9)$$

For larger  $\epsilon (> \epsilon_c)$ , when the phase drift approaches a full cycle, the relative SNR saturates at a roughly constant value. Computing the relative SNR numerically, we found the critical accelerations to be  $\epsilon_c/(1+z) = 1.1 \times 10^4$ ,  $2.5 \times 10^4$ ,  $6.6 \times 10^4$  and  $1.4 \times 10^5$ , for the four examples shown in Fig. 1 (open circles).

In order to estimate the LISA error on the acceleration parameter  $Y$ , including possible degeneracies with other system parameters, we perform a Fisher matrix analysis. We adopt the six parameters  $M_{c,z}$ ,  $\Phi_c$ ,  $t_c$ ,  $\eta$ ,  $d_L$  and  $Y$ , where  $\Phi_c$  is the random phase at the coalescence time  $t_c$ , and  $\eta$  is the symmetric mass ratio. We further follow Ref. [25] and adopt the sky-averaged GW waveform of  $h(f) = A(f) \exp[i\Psi(f)]$  with the amplitude  $A(f)$  at Newtonian order, and the phase  $\Psi(f)$  at 3.5PN order, plus the contribution of the CoM acceleration effect:

$$\Psi(f) = 2\pi f t_c - \frac{\pi}{4} - \Phi_c + \Psi_{\text{PN}}(f, \eta) + \delta\Psi_{\text{acc}}(f). \quad (10)$$

The explicit form of  $\Psi_{\text{PN}}(f)$  is given in [32].

Fig. 2 shows the marginalized  $1\sigma$  error  $\Delta Y/Y$  provided by LISA alone (solid blue) for our fiducial values of  $\epsilon = 3 \times 10^4$ ,  $f_{\min} = 0.014$  Hz,  $z = 0.05$  ( $d_L \simeq 200$  Mpc;

well inside the horizon of both LIGO and LISA) and  $\eta = 0.25$ . The error is small enough to detect non-zero  $Y$  (i.e.,  $\Delta Y/Y < 1$ ) at  $40 \lesssim M_{c,z}/M_\odot \lesssim 63$  because the GW chirping helps break the degeneracies among the waveform parameters. When the binary frequency hardly evolves during the LISA observation, i.e., for lower  $M_{c,z}$  (and/or  $f_{\min}$ ), strong degeneracies remain and render the acceleration undetectable. For higher masses (and/or  $f_{\min}$ ), the binary exits the LISA band more rapidly, diminishing the SNR.

LIGO observations during/after the LISA operation time can reduce parameter degeneracies, by detecting the merger event and fixing the coalescence time  $t_c$ . As shown by the dashed curve in Fig. 2, the error  $\Delta Y/Y$  provided by LISA + LIGO (i.e.  $t_c$  fixed) is reduced by a factor of 3 – 10 for lower masses from that by LISA alone. As a result, the best error estimate in this case is given by  $\Delta Y/Y \simeq 0.3$  at  $M_{c,z} = 40 M_\odot$ .

In Fig. 3, we show the measurement error  $\Delta Y/Y$  as a function of  $M_{c,z}$  and  $f_{\min}$ . With LISA alone (left), the acceleration effect can be detected with an error of  $\Delta Y/Y < 0.5(1)$  only for relatively massive binaries with  $M_{c,z} \gtrsim 50(40) M_\odot$ . Fixing  $t_c$  with LIGO extends the same limits down to  $M_{c,z} \gtrsim 35(25) M_\odot$ . Long-lived binaries with  $\tau_c > 5$  yr do not chirp rapidly enough to break parameter degeneracies, whereas short-lived binaries with  $\tau_c < 2$  yr do not spend sufficient time in the LISA band to accumulate SNR. We conclude that merging BBHs with  $2 \text{ yr} \lesssim \tau_c \lesssim 5 \text{ yr}$  provide the best combinations of  $f_{\min}$  and  $M_{c,z}$  to probe CoM acceleration.

Fig. 4 presents the maximum distances out to which phase drifts can be measured with errors of  $\Delta Y/Y < 0.1$  (orange),  $< 0.3$  (red),  $< 0.5$  (blue) and  $< 1.0$  (green). We consider equal-mass BBH mergers with  $M_{c,z} = 40 M_\odot$  and  $f_{\min} = 0.014$  Hz. The horizontal dashed lines show the conditions  $60 \text{ Mpc} < d_L < 640 \text{ Mpc}$  discussed below Eq. (3). For  $\epsilon > \epsilon_c$ , the maximum distance does not increase linearly with  $\epsilon$  because of the saturation of the relative SNR as shown in Fig. 1. For merging BBHs located in the shaded region, the phase drifts in the GW inspiral waveform can be observed.

### III. FORMATION SCENARIOS OF LIGO BBHS AND CORRESPONDING ACCELERATION

In this section, we review proposed stellar-mass BBH formation scenarios, from field binaries (A), dynamical formation in dense stellar systems (B) and in AGN accretion disks (C) and massive high-redshift binaries (D). We discuss the typical value of the acceleration parameter  $\epsilon$  expected in each case, summarized in Table 1.

*A. Field binaries* — A compact ( $\lesssim 0.1$  AU) massive stellar binary could form a BH remnant coalescing due to GW emission in a Hubble time. Such BBHs are formed in low-metallicity star forming regions [4], possibly over an extended range of redshifts ( $0 \lesssim z \lesssim 3$ ; e.g. Ref. [6]).

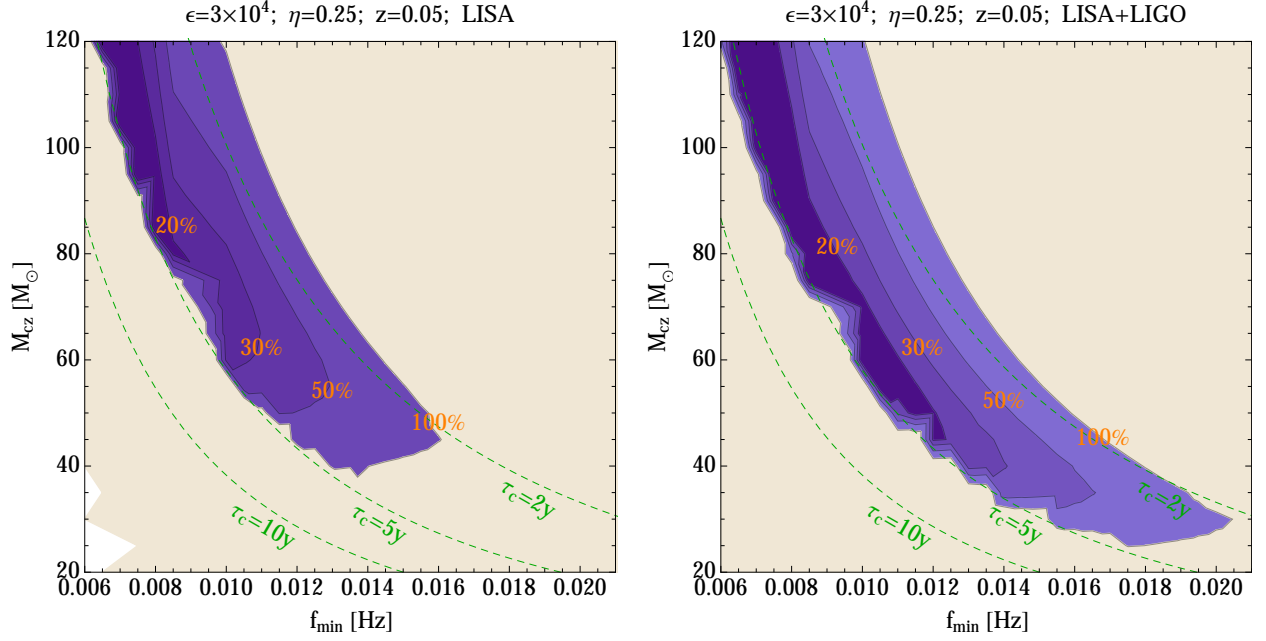


FIG. 3. Contours of the marginalized  $1\sigma$  error  $\Delta Y/Y$  in the  $f_{\min}-M_{c,z}$  parameter space, provided by LISA alone (left panel) and LISA + LIGO (right panel). The dashed green curves indicate constant times to coalescence. Merging BBHs with  $2\text{ yr} \lesssim \tau_c \lesssim 5\text{ yr}$  provide the best combinations of  $f_{\min}$  and  $M_{c,z}$  to probe the CoM acceleration.

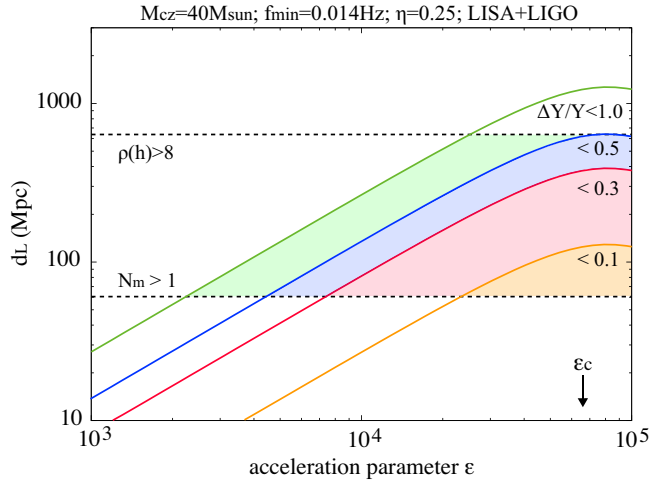


FIG. 4. GW phase drift detection conditions in the  $\epsilon-d_L$  parameter space. The four solid curves mark marginalized  $1\sigma$  errors  $\Delta Y/Y < 0.1$  (orange),  $< 0.3$  (red),  $< 0.5$  (blue) and  $< 1.0$  (green). The two horizontal dotted lines show a maximum distance ( $D < 640\text{ Mpc}$ ) for a total SNR  $\rho(h) \geq 8$  and a minimum distance ( $D > 60\text{ Mpc}$ ) to find a BBH at  $f \simeq 0.014\text{ Hz}$ . The maximum distance saturates and the Fisher analysis is invalid for large accelerations  $\epsilon > \epsilon_c$ , marked by an arrow (see Fig. 1).

In the nearby universe, most star-formation occurs in disks of spiral galaxies, within their half-light radii of  $\sim 5\text{ kpc}$  [33]. Assuming that the stars are orbiting around the center of the galaxy at the circular velocity  $\sim 200\text{ km s}^{-1}$

of a typical disk galaxy, the acceleration parameter is  $\epsilon \simeq 8$  [34]. However, LIGO BBHs are expected to arise from massive stellar binaries with  $Z < 0.1 Z_\odot$  [4]. Since metallicities decrease farther out in the disk [35], BBH formation could occur preferentially at these larger radii, where the acceleration parameter is reduced to  $\epsilon \sim O(1)$ .

A large fraction of low-metallicity massive (binary) stars could form in high-redshift star-forming galaxies. Their host galaxies will undergo several mergers and most of these binaries may end up in the cores of massive elliptical galaxies. These old remnant BBHs would be located in the core with a typical size of a few kpc [36, 37] and with the circular velocity of  $v \sim 300\text{ km s}^{-1}$  [38], resulting in somewhat larger accelerations of  $\epsilon \simeq 10 - 100$ .

*B. Dynamical formation in dense stellar systems* — Two single BHs can be paired when they interact and form a bound binary in a dense stellar system, either through a chance close fly-by, or involving a third object. The process likely occurs in globular clusters (GCs), nuclear star clusters (NSCs) and around SMBHs in galactic nuclei.

Most GCs are in orbit inside dark matter (DM) halos with  $M \simeq 10^{12}\text{ M}_\odot$ , because such galaxies contain most of the present-day stellar mass, and the number of GCs scales with their host galaxy mass [41]. The acceleration parameter is as low as  $\epsilon \lesssim 1$ , for the circular velocity of  $v \simeq 200\text{ km s}^{-1}$  at  $r \sim 50\text{ kpc}$  ( $\sim$  half of the virial radius). On the other hand, the BBHs also orbit inside GCs, where the velocity dispersion is at most  $\sim 10\text{ km s}^{-1}$  and half-light radii are  $\sim 2 - 3\text{ pc}$  [44].

scenario	$v$ (km s $^{-1}$ )	$r$ (pc)	$\epsilon$	$d_{L,\text{obs}}$ (Mpc)	$n_{\text{host}}$ (Mpc $^{-3}$ )	$n_{\text{host}} V_{\text{eff}}$	$n_{\text{m}} V_{\text{eff}}$
<i>Field binaries (A)</i>							
formed at $z \simeq 0$	$\sim 200$	$> 5 \times 10^3$	$< 10$	$\sim 0.2$	$\sim 2 \times 10^{-2}$ [39]	$\ll 1$	$\ll 1$
formed at $z \simeq 3$	$\sim 300$	$10^3 - 10^4$	$10 - 100$	$0.2 - 2$	$\sim 5 \times 10^{-4}$ [40]	$\lesssim 0.02$	$\ll 1$
<i>Dense stellar systems (B)</i>							
globular clusters	$\sim 200$	$\sim 5 \times 10^4$	$\sim 1$	$\sim 0.02$	$\sim 1$ [41]	$\ll 1$	$\ll 1$
<b>nuclear star clusters</b>	$30 - 100$	$\sim 1$	<b><math>10^3 - 10^4</math></b>	$20 - 200$	$\sim 0.01$ [42]	$\lesssim 3 \times 10^5$	$\lesssim 30$
<i>AGN disks (C)</i>							
<b>formed in disk</b>	$\sim 200$	$\sim 1$	<b><math>\sim 10^4</math></b>	$\sim 200$	$\sim 10^{-5}$ [43]	$\sim 300$	$\sim 30$
<b>captured or migrated in</b>	$\sim 600$	$\sim 0.1$	<b><math>\sim 10^5</math></b>	$\sim 950$	$\sim 10^{-5}$	$\sim 10^4$	$\sim 10^3$
<i>Very high-redshift (D)</i>							
Population III	$\sim 200$	$\lesssim 10^3$	$10 - 100$	$0.2 - 2$	$\sim 2 \times 10^{-2}$ [39]	$\lesssim 0.7$	$\ll 1$

TABLE I. The first four columns show, in each BBH formation scenario, the expected center-of-mass orbital velocity ( $v$ ) and radius ( $r$ ), and the acceleration parameter ( $\epsilon$ ). Col. 5 shows the maximum distance ( $d_{L,\text{obs}}$ ) at which the phase drift can be measured by LISA with an SNR of  $\rho(\delta h) > 8$ , corresponding to  $\Delta Y/Y < 0.5$ . In Col. 6, the number densities of the host objects are shown. Cols. 7 and 8 show the number of host objects ( $n_{\text{host}}$ ) and of GW events ( $n_{\text{m}}$ ) in the LISA band, within the cosmic volume of  $V_{\text{eff}} = 4\pi d_{\text{eff}}^3/3$ , where  $d_{\text{eff}} = \min(d_{L,\text{obs}}, 640 \text{ Mpc})$  and  $n_{\text{m}} = Rf/\dot{f} \simeq 10^{-6} \text{ Mpc}^3$ . Here we adopt our fiducial case:  $M_{\text{c},z} = 40 \text{ M}_{\odot}$ ,  $f_{\text{min}} = 0.014 \text{ Hz}$ , and  $\eta = 0.25$ . In the three scenarios indicated by boldface, the acceleration is large and measurable.

Since massive BBHs should have sunk to the center due to dynamical friction, the acceleration parameter could increase to  $\epsilon \approx 100 (r/\text{pc})^{-1}$ . However, many BBHs would be ejected from the GCs, reducing their acceleration back to values for orbits in the halo ( $\epsilon \lesssim 1$ ).

LIGO binaries could also be formed in NSCs and/or in galactic nuclei due to mass segregation through dynamical friction [11, 13]. Since the escape velocity from these systems is higher, a larger number of BBHs can remain within smaller radii of  $r \sim 1 \text{ pc}$  with velocities of  $\sim 30 - 100 \text{ km s}^{-1}$ . The acceleration parameter for these binaries would be larger,  $\epsilon \simeq 10^3 (v/30 \text{ km s}^{-1})^2 (r/\text{pc})^{-1}$ .

*C. Binary BH formation in AGN disks* — It is possible to form BBHs, detectable by LIGO, with the help of AGN disks. They could form either from massive stellar binaries in the disk itself, at a few pc from the central SMBHs [16] or at migration traps located closer in [14]; pre-existing binaries in the 3D bulge can also be captured in the inner regions ( $< 1 \text{ pc}$ ) of the disk [15]. In these scenarios, SMBHs with masses of  $10^{6-7} \text{ M}_{\odot}$  likely dominate, since they are the most numerous and most efficiently accreting SMBHs with the densest disks in the local universe [45, 46]. At the location of the birth of the BBHs ( $\sim 1 \text{ pc}$ ), their orbital velocity around the SMBH would be  $\sim 200 \text{ km s}^{-1}$ . The acceleration is already as high as  $\epsilon \simeq 4 \times 10^3 (M_{\bullet}/10^7 \text{ M}_{\odot})(r/1 \text{ pc})^{-2}$ . However, these binaries are expected to migrate inward through the accretion disk, and many of them may be located closer to the center when they enter the LISA band [14–16]. At a distance of  $0.1 \text{ pc}$  from the center, the Keplerian velocity increases and the acceleration parameter is  $\epsilon \sim 10^5$ .

*D. Very high- $z$  binaries* — Finally, another scenario is massive BBH formation in extremely metal-poor environments at high redshift. The first generation of stars in the universe at  $z > 10 - 20$ , the so-called Population III

(PopIII) stars, are typically as massive as  $\sim 10 - 300 \text{ M}_{\odot}$  [47]. PopIII binaries form coalescing BBHs efficiently, which can contribute to the rate of detectable LIGO events [7], including the existing O1 detections [48].

PopIII remnants are expected to be located inside spiral galaxies like Milky-Way in the current universe [49–51]. Cosmological N-body simulations have suggested that PopIII remnants are distributed in the bulge, with  $\sim 0.1 - 1\%$  of the remnants concentrated inside  $r \lesssim 1 \text{ kpc}$ . In this case, the acceleration parameter is  $\epsilon \simeq 10 - 100$ .

#### IV. DISCUSSION AND IMPLICATIONS

As discussed in §III, different formation scenarios of stellar-mass BBHs predict a wide range of typical acceleration parameters (see Table 1). As pointed out in [25] and confirmed by our analysis, in the BBH formation scenarios with low values of  $\epsilon < 100$ , the effect of the CoM acceleration of merging BBHs is difficult to observe by LISA in the operation time of  $\delta t \simeq 5 \text{ yr}$ . On the other hand, BBHs produced in NSCs and in AGN disks are expected to have large and measurable accelerations, with  $\epsilon > 10^3$ . Moreover, the number density of the NSCs ( $n_{\text{NSC}} \simeq 10^{-2} \text{ Mpc}^{-3}$ ) and AGN ( $n_{\text{AGN}} \simeq 10^{-5} \text{ Mpc}^{-3}$ ) are higher than the number density of merging BBHs at  $f \simeq 14 \text{ mHz}$ ,  $n_{\text{m}} (= Rf/\dot{f}) \simeq 10^{-6} \text{ Mpc}^3$ , inferred from the existing LIGO detections. Thus, LISA will likely observe phase drifts in the GW inspiral waveform if these scenarios contribute significantly to the total event rate. Conversely, a non-detection of such phase drift will imply that the NSCs and AGN disk formation channels are sub-dominant.

The sky position and the distance to merging BBHs for  $\delta t > 2 \text{ yr}$  with a high SNR ( $\rho \gtrsim 10$ ) can be estimated

by LISA alone to a statistical accuracy

$$\Delta\Omega_s \simeq 1.2 \deg^2 \left( \frac{f}{14 \text{ mHz}} \right)^{-2} \left( \frac{\rho}{10} \right)^{-2}, \quad (11)$$

$$\frac{\Delta d_L}{d_L} \simeq 0.2 \left( \frac{\rho}{10} \right)^{-1}, \quad (12)$$

[52, 53]. The corresponding error volume is given by

$$\begin{aligned} \Delta V &= d_L^2 \Delta d_L \Delta\Omega \\ &\simeq 9.6 \times 10^3 \text{ Mpc}^3 \left( \frac{f}{14 \text{ mHz}} \right)^{-2} \left( \frac{\rho}{10} \right)^{-6}. \end{aligned} \quad (13)$$

Note that  $\rho \simeq 10(d_L/510 \text{ Mpc})^{-1}$ . Since AGN are rare objects, with abundance of a few  $\times 10^{-5} \text{ Mpc}^3$  [45, 46], the number of random interloping AGN within the error volume is well below unity even for  $\rho = 8$ . This means that the AGN hosts can be identified uniquely from LISA observations alone, without EM counterparts. By comparison, the advanced LIGO-Virgo O3 observing run can achieve a 3D error volume of  $\sim 10^5 \text{ Mpc}^3$  or better only for  $< 10\%$  of merging BBHs with  $30+30 \text{ M}_\odot$  [54]. This still allows a secure identification of the connection with AGN hosts, but only statistically [55]. In the NSC scenario, the LISA error volume contains several candidate host galaxies even for relatively high SNR,  $\rho > 15$  ( $d_L < 340 \text{ Mpc}$ ), so that one would have to resort to a statistical correlation between LISA events and NSCs.

The LISA data predict the coalescence time of BBHs with an error of  $< 10 \text{ s}$  [17]. However, this prediction would be strongly biased due to the CoM acceleration of the BBHs [25]. This bias has to be computed in future work, and taken into account for any advance planning of follow-up EM observations of the merging BBHs. The phase drifts caused by the acceleration could be partially mimicked by a slight change in other binary parameters, such as the mass ratio and time of coalescence. However, our Fisher analysis indicates that for sources with  $35 \text{ M}_\odot \lesssim M_{c,z} \lesssim 63 \text{ M}_\odot$  which chirp inside the LISA band for 2-5 yrs, and especially for those whose eventual merger is detected by LIGO, these degeneracies are mitigated, and a measurement of the acceleration remains viable (see Figs. 3 and 4). Such a measurement will robustly test formation channels of coalescing stellar-mass BBHs involving an SMBH in a galactic nucleus.

The possibility of measuring the CoM acceleration of a merging BBH due to a nearby SMBH has been previously discussed for extreme mass ratio inspirals ( $10^{5-6} \text{ M}_\odot + 10 \text{ M}_\odot$ ) in the LISA [24] band, and for stellar-mass BBHs in the LIGO band [56]. In the latter case, detection of the phase drift of the BBH during the handful of orbits executed inside the LIGO band requires an extremely close separation between the BBH and the SMBH ( $\sim 10^{11} \text{ cm}$ ); these rare cases of extremely close-in

binaries would however provide the opportunity to measure several other relativistic effects.

We thank Enrico Barausse, Camille Bonvin, Tomoaki Ishiyama, Antoine Klein, Nicholas Stone, Riccardo Sturani and Kent Yagi for useful discussions. This work is partially supported by the Simons Foundation through the Simons Society of Fellows (KI) and by a Simons Fellowship in Theoretical Physics (ZH), and by NASA grant NNX15AB19G (to ZH).

- 
- [1] B. P. Abbott, R. Abbott, T. D. Abbott, M. R. Abernathy, F. Acernese, K. Ackley, C. Adams, T. Adams, P. Addesso, R. X. Adhikari, and et al., *Physical Review Letters* **116**, 061102 (2016), arXiv:1602.03837 [gr-qc].
  - [2] B. P. Abbott, R. Abbott, T. D. Abbott, M. R. Abernathy, F. Acernese, K. Ackley, C. Adams, T. Adams, P. Addesso, R. X. Adhikari, and et al., *Physical Review Letters* **116**, 241103 (2016).
  - [3] B. P. Abbott, R. Abbott, T. D. Abbott, M. R. Abernathy, F. Acernese, K. Ackley, C. Adams, T. Adams, P. Addesso, R. X. Adhikari, and et al., *Physical Review X* **6**, 041015 (2016), arXiv:1606.04856 [gr-qc].
  - [4] B. P. Abbott, R. Abbott, T. D. Abbott, M. R. Abernathy, F. Acernese, K. Ackley, C. Adams, T. Adams, P. Addesso, R. X. Adhikari, and et al., *Astrophys. J.* **818**, L22 (2016), arXiv:1602.03846 [astro-ph.HE].
  - [5] K. Belczynski, T. Bulik, and B. Rudak, *Astrophys. J.* **608**, L45 (2004), astro-ph/0403361.
  - [6] M. Dominik, K. Belczynski, C. Fryer, D. E. Holz, E. Berti, T. Bulik, I. Mandel, and R. O'Shaughnessy, *Astrophys. J.* **759**, 52 (2012), arXiv:1202.4901 [astro-ph.HE].
  - [7] T. Kinugawa, K. Inayoshi, K. Hotokezaka, D. Nakauchi, and T. Nakamura, *Mon. Not. R. Astron. Soc.* **442**, 2963 (2014), arXiv:1402.6672 [astro-ph.HE].
  - [8] K. Belczynski, D. E. Holz, T. Bulik, and R. O'Shaughnessy, *Nature (London)* **534**, 512 (2016), arXiv:1602.04531 [astro-ph.HE].
  - [9] K. Inayoshi, K. Kashiyama, E. Visbal, and Z. Haiman, *Mon. Not. R. Astron. Soc.* **461**, 2722 (2016), arXiv:1603.06921.
  - [10] S. F. Portegies Zwart and S. L. W. McMillan, *Astrophys. J.* **528**, L17 (2000), astro-ph/9910061.
  - [11] R. M. O'Leary, B. Kocsis, and A. Loeb, *Mon. Not. R. Astron. Soc.* **395**, 2127 (2009), arXiv:0807.2638.
  - [12] C. L. Rodriguez, C.-J. Haster, S. Chatterjee, V. Kalogera, and F. A. Rasio, *Astrophys. J.* **824**, L8 (2016), arXiv:1604.04254 [astro-ph.HE].
  - [13] F. Antonini and F. A. Rasio, *Astrophys. J.* **831**, 187 (2016), arXiv:1606.04889 [astro-ph.HE].
  - [14] J. M. Bellovary, M.-M. Mac Low, B. McKernan, and K. E. S. Ford, *Astrophys. J.* **819**, L17 (2016), arXiv:1511.00005.
  - [15] I. Bartos, B. Kocsis, Z. Haiman, and S. Márka, *Astrophys. J.*, in press; e-print arXiv:1602.03831 (2016), arXiv:1602.03831 [astro-ph.HE].
  - [16] N. C. Stone, B. D. Metzger, and Z. Haiman, *Mon. Not. R. Astron. Soc.* **464**, 946 (2017), arXiv:1602.04226.
  - [17] A. Sesana, *Physical Review Letters* **116**, 231102 (2016),

- arXiv:1602.06951 [gr-qc].
- [18] H. Audley *et al.*, (2017), arXiv:1702.00786 [astro-ph.IM].
  - [19] N. Seto, Mon. Not. R. Astron. Soc. **460**, L1 (2016), arXiv:1602.04715 [astro-ph.HE].
  - [20] A. Nishizawa, E. Berti, A. Klein, and A. Sesana, Phys. Rev. D **94**, 064020 (2016), arXiv:1605.01341 [gr-qc].
  - [21] S. Kawamura, T. Nakamura, M. Ando, N. Seto, K. Tsubono, K. Numata, and et al., Classical and Quantum Gravity **23**, S125 (2006).
  - [22] N. Seto, S. Kawamura, and T. Nakamura, Physical Review Letters **87**, 221103 (2001), astro-ph/0108011.
  - [23] A. Nishizawa, K. Yagi, A. Taruya, and T. Tanaka, Phys. Rev. D **85**, 044047 (2012), arXiv:1110.2865 [astro-ph.CO].
  - [24] N. Yunes, M. C. Miller, and J. Thornburg, Phys. Rev. D **83**, 044030 (2011), arXiv:1010.1721 [astro-ph.GA].
  - [25] C. Bonvin, C. Caprini, R. Sturani, and N. Tamanini, ArXiv e-prints (2016), arXiv:1609.08093.
  - [26] For a stellar-mass BBH located exceptionally close ( $\lesssim 10^{11}$  cm) to an SMBH, the acceleration, together with other relativistic corrections to the GW waveform, could be measured by LIGO alone [56]; see § IV.
  - [27] A. Klein, E. Barausse, A. Sesana, A. Petiteau, E. Berti, S. Babak, J. Gair, S. Aoudia, I. Hinder, F. Ohme, and B. Wardell, Phys. Rev. D **93**, 024003 (2016), arXiv:1511.05581 [gr-qc].
  - [28] N. Yunes, B. Kocsis, A. Loeb, and Z. Haiman, Physical Review Letters **107**, 171103 (2011), arXiv:1103.4609.
  - [29] B. Kocsis, N. Yunes, and A. Loeb, Phys. Rev. D **84**, 024032 (2011), arXiv:1104.2322.
  - [30] C. Cutler and É. E. Flanagan, Phys. Rev. D **49**, 2658 (1994), gr-qc/9402014.
  - [31] K. Hayasaki, K. Yagi, T. Tanaka, and S. Mineshige, Phys. Rev. D **87**, 044051 (2013), arXiv:1201.2858 [astro-ph.CO].
  - [32] C. K. Mishra, K. G. Arun, B. R. Iyer, and B. S. Sathyaprakash, Phys. Rev. **D82**, 064010 (2010), arXiv:1005.0304 [gr-qc].
  - [33] P. C. van der Kruit and L. Searle, A&A **110**, 61 (1982).
  - [34] The line-of-sight acceleration will be reduced by  $\cos i$  for orbits inclined by an angle  $i$ ; by a factor of 3 on average for randomly oriented orbits.
  - [35] K. Pilkington, C. G. Few, B. K. Gibson, F. Calura, L. Michel-Dansac, R. J. Thacker, M. Mollá, F. Matteucci, A. Rahimi, D. Kawata, C. Kobayashi, C. B. Brook, G. S. Stinson, H. M. P. Couchman, J. Bailin, and J. Wadsley, A&A **540**, A56 (2012), arXiv:1201.6359.
  - [36] S. M. Faber, S. Tremaine, E. A. Ajhar, Y.-I. Byun, A. Dressler, K. Gebhardt, C. Grillmair, J. Kormendy, T. R. Lauer, and D. Richstone, AJ **114**, 1771 (1997), astro-ph/9610055.
  - [37] Q. Yu, Mon. Not. R. Astron. Soc. **331**, 935 (2002), astro-ph/0109530.
  - [38] J. Kormendy and L. C. Ho, ARA&A **51**, 511 (2013), arXiv:1304.7762 [astro-ph.CO].
  - [39] R. K. Kopparapu, C. Hanna, V. Kalogera, R. O’Shaughnessy, G. González, P. R. Brady, and S. Fairhurst, Astrophys. J. **675**, 1459-1467 (2008), arXiv:0706.1283.
  - [40] E. F. Bell, D. H. McIntosh, N. Katz, and M. D. Weinberg, ApJS **149**, 289 (2003), astro-ph/0302543.
  - [41] W. E. Harris, G. L. H. Harris, and M. Alessi, Astrophys. J. **772**, 82 (2013), arXiv:1306.2247.
  - [42] M. C. Miller and V. M. Lauburg, Astrophys. J. **692**, 917 (2009), arXiv:0804.2783.
  - [43] Y. Ueda, M. Akiyama, G. Hasinger, T. Miyaji, and M. G. Watson, Astrophys. J. **786**, 104 (2014), arXiv:1402.1836.
  - [44] S. van den Bergh, AJ **140**, 1043 (2010), arXiv:1007.5077.
  - [45] J. E. Greene and L. C. Ho, Astrophys. J. **667**, 131 (2007), arXiv:0705.0020.
  - [46] J. E. Greene and L. C. Ho, Astrophys. J. **704**, 1743 (2009).
  - [47] S. Hirano, T. Hosokawa, N. Yoshida, H. Umeda, K. Omukai, G. Chiaki, and H. W. Yorke, Astrophys. J. **781**, 60 (2014), arXiv:1308.4456 [astro-ph.CO].
  - [48] K. Inayoshi, R. Hirai, T. Kinugawa, and K. Hotokezaka, ArXiv e-prints (2017), arXiv:1701.04823 [astro-ph.HE].
  - [49] J. Tumlinson, Astrophys. J. **708**, 1398 (2010), arXiv:0911.1786.
  - [50] T. Ishiyama, K. Sudo, S. Yokoi, K. Hasegawa, N. Tomimaga, and H. Susa, Astrophys. J. **826**, 9 (2016), arXiv:1602.00465.
  - [51] B. F. Griffen, G. A. Dooley, A. P. Ji, B. W. O’Shea, F. A. Gómez, and A. Frebel, ArXiv e-prints (2016), arXiv:1611.00759.
  - [52] R. Takahashi and N. Seto, Astrophys. J. **575**, 1030 (2002), astro-ph/0204487.
  - [53] K. Kyutoku and N. Seto, Mon. Not. R. Astron. Soc. **462**, 2177 (2016), arXiv:1606.02298 [astro-ph.HE].
  - [54] H.-Y. Chen and D. E. Holz, ArXiv e-prints (2016), arXiv:1612.01471 [astro-ph.HE].
  - [55] I. Bartos, Z. Haiman, Z. Marka, B. D. Metzger, N. C. Stone, and S. Marka, ArXiv e-prints (2017), arXiv:1701.02328 [astro-ph.HE].
  - [56] Y. Meiron, B. Kocsis, and A. Loeb, Astrophys. J. **834**, 200 (2017), arXiv:1604.02148 [astro-ph.HE].