

Conditional Lower Bounds for All-Pairs Max-Flow*

Robert Krauthgamer[†] Ohad Trabelsi[‡]
Weizmann Institute of Science

November 11, 2022

Abstract

We provide evidence that computing the maximum flow value between every pair of nodes in a *directed* graph on n nodes, m edges, and capacities in the range $[1..n]$, which we call the **All-Pairs Max-Flow** problem, cannot be solved in time that is significantly faster (i.e., by a polynomial factor) than $O(n^3)$ even for sparse graphs, namely $m = O(n)$; thus for general m , it cannot be solved significantly faster than $O(n^2m)$. Since a single maximum st -flow can be solved in time $\tilde{O}(m\sqrt{n})$ [Lee and Sidford, FOCS 2014], we conclude that the all-pairs version might require time equivalent to $\tilde{\Omega}(n^{3/2})$ computations of maximum st -flow, which strongly separates the directed case from the undirected one. Moreover, if maximum st -flow can be solved in time $\tilde{O}(m)$, then the runtime of $\tilde{\Omega}(n^2)$ computations is needed. This is in contrast to a conjecture of Lacki, Nussbaum, Sankowski, and Wulff-Nilsen [FOCS 2012] that All-Pairs Max-Flow in general graphs can be solved faster than the time of $O(n^2)$ computations of maximum st -flow.

Specifically, we show that in sparse graphs $G = (V, E, w)$, if one can compute the maximum st -flow from every s in an input set of sources $S \subseteq V$ to every t in an input set of sinks $T \subseteq V$ in time $O((|S||T|m|^{1-\varepsilon}))$, for some $|S|, |T|$ and a constant $\varepsilon > 0$, then MAX-CNF-SAT (maximum satisfiability of conjunctive normal form formulas) with n' variables and m' clauses can be solved in time $m'^{O(1)}2^{(1-\delta)n'}$ for a constant $\delta(\varepsilon) > 0$, a problem for which not even $2^{n'}/\text{poly}(n')$ algorithms are known. Such running time for MAX-CNF-SAT would in particular refute the Strong Exponential Time Hypothesis (SETH). Hence, we improve the lower bound of Abboud, Vassilevska-Williams, and Yu [STOC 2015], who showed that for every fixed $\varepsilon > 0$ and $|S| = |T| = O(\sqrt{n})$, if the above problem can be solved in time $O(n^{3/2-\varepsilon})$, then some incomparable (and intuitively weaker) conjecture is false. Furthermore, a larger lower bound than ours implies strictly super-linear time for maximum st -flow problem, which would be an amazing breakthrough.

In addition, we show that All-Pairs Max-Flow in *uncapacitated* networks with every edge-density $m = m(n)$, cannot be computed in time significantly faster than $O(mn)$, even for acyclic networks. The gap to the fastest known algorithm by Cheung, Lau, and Leung [FOCS 2011] is a factor of $O(m^{\omega-1}/n)$, and for acyclic networks it is $O(n^{\omega-1})$, where ω is the matrix multiplication exponent.

Finally, we extend our lower bounds to the version that asks only for the maximum-flow values below a given threshold (over all source-sink pairs).

*This work was partially supported by the Israel Science Foundation grant #897/13 and by a Minerva Foundation grant. An extended abstract of this article appears in Proceedings of ICALP 2017 and is also available at [arXiv:1702.05805](https://arxiv.org/abs/1702.05805). The most significant difference is the addition of Section 4.

[†]Email: robert.krauthgamer@weizmann.ac.il

[‡]Email: ohad.trabelsi@weizmann.ac.il

1 Introduction

The maximum flow problem is one of the most fundamental problems in combinatorial optimization. This classic problem and its variations such as minimum-cost flow, integral flow, and minimum-cost circulation, were studied extensively over the past decades, and have become key algorithmic tools with numerous applications, in theory and in practice. Moreover, techniques developed for flow problems were generalized or adapted to other problems, see for example [BJS10, AMO93, AHK12]. The maximum st -flow problem, which we shall denote **Max-Flow**, asks to ship the maximum amount of flow from a source node s to a sink node t in a directed edge-capacitated graph $G = (V, E, w)$, where throughout, we denote $n = |V|$ and $m = |E|$, and assume integer capacities bounded by U . After this problem was introduced in 1954 by Harris and Ross (see [Sch02] for a historical account), Ford and Fulkerson [FF56] devised the first algorithm for **Max-Flow**, which runs in time $O((n+m)F)$, where F is the maximum value of a feasible flow. Ever since, a long line of generalizations and improvements was studied, and the current fastest algorithm for **Max-Flow** with arbitrary capacities is by Lee and Sidford [LS14], which takes $O(m\sqrt{n}\log U)$ time. For the case of small capacities and sufficiently sparse graphs, the fastest algorithm, due to Mądry [Mą16], has a running time $\tilde{O}(m^{10/7}U^{1/7})$. Here and throughout, $\tilde{O}(f)$ denotes $O(f \log^c f)$ for unspecified constant $c > 0$.

A very natural problem is to compute the maximum st -flow for multiple source-sink pairs in the same graph G . The seminal work of Gomory and Hu [GH61] shows that in undirected graphs, **Max-Flow** for all $\binom{n}{2}$ source-sink pairs requires at most $n - 1$ executions of **Max-Flow** (see also [Gus90], where the $n - 1$ computations are all on the input graph), and a lot of research aimed to extend this result to directed graphs, with several partial successes, see details in Section 1.1. However, it is still not known how to solve **Max-Flow** for multiple source-sink pairs faster than solving it separately for each pair, even in special cases like a single source and all possible sinks. We shall consider the following problems involving multiple source-sink pairs, where the goal is always to report the value of each flow (and not an actual flow attaining it).

Definition 1.1. (*Single-Source Max-Flow*) Given a directed edge-capacitated graph $G = (V, E, w)$ and a source node $s \in V$, output, for every $t \in V$, the maximum flow that can be shipped in G from s to t .

Definition 1.2. (*All-Pairs Max-Flow*) Given a directed edge-capacitated graph $G = (V, E, w)$, output, for every pair of nodes $u, v \in V$, the maximum flow that can be shipped in G from u to v .

Definition 1.3. (*ST-Max-Flow*) Given a directed edge-capacitated graph $G = (V, E, w)$ and two subsets of nodes $S, T \subseteq V$, output, for every pair of nodes $s \in S$ and $t \in T$, the maximum flow that can be shipped in G from s to t .

Definition 1.4. (*Global Max-Flow*) Given a directed edge capacitated graph $G = (V, E, w)$, output the maximum among all pairs $u, v \in V$, of the maximum flow value that can be shipped in G from u to v .

Definition 1.5. (*Maximum Local Edge Connectivity*) Given a directed graph $G = (V, E)$, output the maximum among all pairs $u, v \in V$, of the maximum number of edge-disjoint uv -paths in G .

Note that in a graph with all edge capacities equal to 1, the problem of finding the maximum local edge connectivity is equivalent to finding the global maximum flow.

1.1 Prior Work

We start with undirected graphs, where the All-Pairs Max-Flow values can be represented in a very succinct manner, called nowadays a *Gomory-Hu tree* [GH61]. In addition to being very succinct, it

Directed	Class	Problem	Runtime	Reference
No	General	All-Pairs (G-H Tree)	$(n-1)T(n, m)$	[GH61]
No	Uncapacitated Networks	All-Pairs (G-H Tree)	$\tilde{O}(mn)$	[KL02], [BHKP07]
No	Genus bounded by g	All-Pairs (G-H Tree)	$2^{O(g^2)}n \log^3 n$	[BENW16]
Yes	Sparse	All-Pairs	$O(n^2 + \gamma^4 \log \gamma)$	[ACZ98]
Yes	Constant Treewidth	All-Pairs	$O(n^2)$	[ACZ98]
Yes	Uncapacitated	All-Pairs	$O(m^\omega)$	[CLL11]
Yes	Uncapacitated DAG	Single-Source	$O(n^{\omega-1}m)$	[CLL11]
Yes	Planar	Single-Source	$O(n \log^3 n)$	[LNSW12]

Table 1: Known algorithms for multiple-pairs **Max-Flow**. In this table, $T(n, m)$ is the fastest time to compute maximum st -flow in an undirected graph, ω is the matrix multiplication exponent, and $\gamma = \gamma(G)$ is a topological property of the input network that varies between 1 and $\Theta(n)$. In planar graphs, γ is the minimum number of faces required to cover all the nodes (i.e., every node is adjacent to at least one such face) over all possible planar embeddings [Fre95].

allows the flow values and the corresponding cuts (vertex partitions) to be quickly retrieved. For a list of previous algorithms for multiple pairs maximum st -flow, see Table 1. For directed graphs, no current algorithm computes the maximum flow between any $k = \omega(1)$ given pairs of nodes faster than the time of $O(k)$ separate **Max-Flow** computations. However, some results are known in special settings. It is possible to compute **Max-Flow** for $O(n)$ pairs in the time it takes for a single **Max-Flow** computation [HO94] and this result is used to find a global minimum cut. However, these pairs cannot be specified in the input.

For directed planar graphs, there is an $O(n \log^3 n)$ time algorithm for the **Single-Source Max-Flow** problem [LNSW12], which immediately yields an $O(n^2 \log^3 n)$ time algorithm for the All-Pairs version, that is much faster than the time of $O(n^2)$ computations of planar **Max-Flow**, a problem that can be solved in time $O(n \log n)$ [BK09]. Based on these results, it was conjectured in [LNSW12] that also in general graphs, All-Pairs **Max-Flow** can be solved faster than the time required for computing $O(n^2)$ separate maximum st -flows.

Several hardness results are known for multiple-pairs variants of **Max-Flow** [AVY15]. For **ST-Max-Flow** in sparse graphs ($m = O(n)$) and $|S| = |T| = O(\sqrt{n})$, there is an $n^{3/2-o(1)}$ lower bound assuming at least one of the Strong Exponential Time Hypothesis (SETH), 3SUM, and All-Pairs Shortest-Paths (APSP) conjectures is correct (for comprehensive surveys on them, see [Vas15, Vas18]). In addition, they show that **Single-Source Max-Flow** on sparse graphs requires $n^{2-o(1)}$ time, unless MAX-CNF-SAT can be solved in time $2^{(1-\delta)n} \text{poly}(m)$ for some fixed $\delta > 0$, and in particular SETH is false.

We will rely on SETH, a conjecture introduced by [IP01], and on some weaker assumption related to its maximization version, MAX-CNF-SAT. In more detail, SETH states that for every fixed $\varepsilon > 0$ there is an integer $k \geq 3$ such that k SAT on n variables and m clauses cannot be solved in time $2^{(1-\varepsilon)n} \text{poly}(m)$, where $\text{poly}(m)$ refers to $O(m^c)$ for unspecified constant c . By the sparsification lemma [IPZ01], in order to refute SETH it can be assumed that the number of clauses is $O(n)$. The MAX-CNF-SAT problem asks for the maximum number of clauses that can be satisfied in an input CNF formula. Most of our conditional lower bounds are based on the assumption that for every fixed $\delta > 0$, MAX-CNF-SAT cannot be solved in time $2^{(1-\delta)n} \text{poly}(m)$, where currently even $2^n / \text{poly}(n)$ algorithms are not known for this problem [AVY15]. Note that this is a weaker assumption than SETH, since a faster algorithm for MAX-CNF-SAT would imply a faster algorithm for CNF-SAT

and refute SETH. Different assumptions regarding the hardness of CNF-SAT have been the basis for many lower bounds, including for the runtime of solving NP-hard problems exactly, parametrized complexity, and problems in P. See the Introduction in [ABHS17] and the references therein.

1.2 Our Contribution

We present conditional runtime lower bounds for both uncapacitated and capacitated networks. The proofs appear in sections 2 and 3, respectively, where the order reflects increasing level of complication. All our lower bounds hold even when the input G is a DAG and has a constant diameter, and in the case of general capacities, they can be easily modified to apply also for graphs with constant maximum degree. In addition, for integer $k \geq 1$ we use $[k]$ to denote the range $\{1, \dots, k\}$.

Capacitated Networks Our main result is that for every set sizes $|S|$ and $|T|$, the ST-Max-Flow cannot be solved significantly faster than $O(|S||T|m)$ (i.e., polynomially smaller runtime), unless a breakthrough in MAX-CNF-SAT is achieved, and consequently in SETH.

Theorem 1.6. *If for some fixed constants $\varepsilon > 0$, $c_1, c_2 \in [0, 1]$, ST-Max-Flow on graphs with n nodes, $|S| = \tilde{\Theta}(n^{c_1})$, $|T| = \tilde{\Theta}(n^{c_2})$, $m = O(n)$ edges, and capacities in $[n]$ can be solved in time $O((|S||T|m)^{1-\varepsilon})$, then for some $\delta(\varepsilon) > 0$, MAX-CNF-SAT on n' variables and $O(n')$ clauses can be solved in time $O(2^{(1-\delta)n'})$, and in particular SETH is false.*

This result improves the aforementioned $n^{3/2-o(1)}$ lower bound of [AVY15], as for their setting of $|S| = |T| = O(\sqrt{n})$ our lower bound is $n^{2-o(1)}$, although their lower bound is based on an incomparable (and intuitively weaker) conjecture, that at least one of the SETH, 3SUM, and APSP conjectures is correct. In fact, if there was a reduction from SETH that implied a larger runtime lower bound for ST-Max-Flow, then the (single-pair) Max-Flow problem would require a strictly super-linear time under it, but such a reduction is not possible unless the non-deterministic version of SETH (abbreviated NSETH) is false [CGI⁺16]. And anyway, such a lower bound for Max-Flow would be an amazing breakthrough.

The next theorem is an immediate corollary of Theorem 1.6, by assigning $|S|, |T| = \Theta(n)$.

Theorem 1.7. *If for some fixed $\varepsilon > 0$, All-Pairs Max-Flow in graphs with n nodes, $m = O(n)$ edges, and capacities in $[n]$ can be solved in time $O((n^2m)^{1-\varepsilon})$, then for some $\delta(\varepsilon) > 0$, MAX-CNF-SAT on n' variables and $O(n')$ clauses can be solved in time $O(2^{(1-\delta)n'})$, and in particular SETH is false.*

This conditional lower bound (see Figure 1) shows that All-Pairs Max-Flow requires time that is equivalent to $\Omega(n^{3/2})$ computations of Max-Flow, which strongly separates the directed case from the undirected one (where a Gomory-Hu tree can be constructed in the time of $n - 1$ computations). If Max-Flow takes $\tilde{O}(m)$ time, which is currently open but plausible, then the running time of $\tilde{\Omega}(n^2)$ computations of Max-Flow is needed. This is in contrast to the aforementioned conjecture of Lacki, Nussbaum, Sankowski, and Wulf-Nilsen [LNSW12] that All-Pairs Max-Flow in general graphs can be solved faster than the time of $O(n^2)$ computations of maximum st -flow.

Uncapacitated Networks For the case of uncapacitated networks, we show that for every $m = m(n)$, All-Pairs Max-Flow cannot be solved significantly faster than $O(mn)$. Here we introduce a new technique to design reductions from SETH to graphs with varying edge densities, rather than the usual reductions that only deal with sparse graphs.

Theorem 1.8. *If for some fixed $\varepsilon > 0$ and $c \in [1, 2]$, All-Pairs Max-Flow in uncapacitated graphs with n nodes and $m = \tilde{\Theta}(n^c)$ edges can be solved in time $O((nm)^{1-\varepsilon})$, then for some $\delta(\varepsilon) > 0$, MAX-CNF-SAT on n' variables and $O(n')$ clauses can be solved in time $O(2^{(1-\delta)n'})$, and in particular SETH is false.*

Hence, a certain additional improvement to the $O(m^\omega)$ time algorithm of [CLL11] (and similarly to the $O(n^\omega m)$ time for DAGs, where our lower bounds apply too) is not likely. We now present conditional lower bounds for ST-Max-Flow, which are functions of $|S|$ and $|T|$.

Theorem 1.9. *If for some fixed constants $\varepsilon > 0$, $c_1, c_2 \in [0, 1]$, ST-Max-Flow on uncapacitated graphs with n nodes, $|S| = \tilde{\Theta}(n^{c_1})$, $|T| = \tilde{\Theta}(n^{c_2})$, and $O((|S| + |T|)n)$ edges can be solved in time $O((|S||T|n)^{1-\varepsilon})$, then for some $\delta(\varepsilon) > 0$, MAX-CNF-SAT on n' variables and $O(n')$ clauses can be solved in time $O(2^{(1-\delta)n'})$, and in particular SETH is false.*

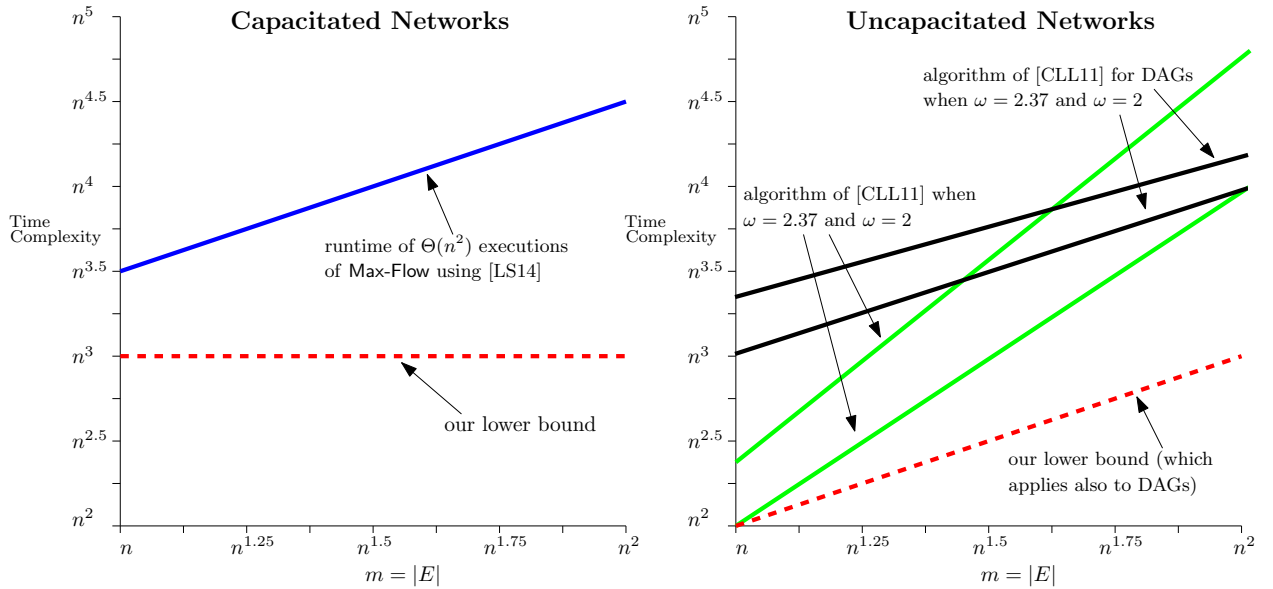


Figure 1: State of the art bounds for All-Pairs Max-Flow in directed networks. Conditional lower bounds are depicted in dashed lines, and known algorithms in solid lines.

In addition, we present a conditional lower bound for computing the Maximum Local Edge Connectivity of sparse graphs, which is the same as Global Max-Flow if all the capacities are 1, that is indeed the case in our reduction. The next result, proved in Section 5, was obtained together with Bundit Laekhanukit and Rajesh Chitnis, and we thank them for their permission to include it here.

Theorem 1.10. *If for some fixed $\varepsilon > 0$, the Maximum Local Edge Connectivity in graphs with n nodes and $\tilde{O}(n)$ edges can be found in time $O(n^{2-\varepsilon})$, then for some $\delta(\varepsilon) > 0$, MAX-CNF-SAT on n' variables and $O(n')$ clauses can be solved in time $O(2^{(1-\delta)n'})$, and in particular SETH is false.*

Generalization to Bounded Cuts Finally, we show in Section 4 that our lower bounds extend to the version that requires to output the maximum-flow value only for source-sink pairs for which this value is at most some given threshold k .

Connection to the Orthogonal Vectors Problem Our techniques are based on partitioning the variable set of CNF-SAT to sets of different sizes, and constructing graphs with the property that certain pairs of nodes would have smaller maximum flow between them if and only if they correspond to a satisfying assignment. This approach is inspired by results of Williams [Wil05].

We remark that all of our theorems can also be proved assuming that for the appropriate $k \in \{2, 3\}$, the k -Orthogonal Vectors (k OV) problem cannot be solved in time $\tilde{O}(n^{k-\varepsilon})$ for a fixed constant $\varepsilon > 0$, in what is called the k OV Hypothesis (see [Vas15, Vas18]). In the k OV problem the input is k sets $\{U_i\}_{i \in [k]}$, each of n vectors from $\{0, 1\}^d$, and the goal is to find k vectors $\{u_i\}_{i \in [k]}$, one from each set, such that $u_1 \cdot \dots \cdot u_k := \sum_{i=1}^d \prod_{j=1}^k u_j[i] = 0$ (for $k = 2$ it means that u_1, u_2 are orthogonal). An equivalent version of the problem has $U_1 = \dots = U_k$. Solving k OV in time $O(n^k d)$ can be done easily by exhaustive search, while the fastest known algorithm for the problem runs in time $n^{k-1/\Theta(\log(d/\log n))}$ [AWY15, CW16]. Williams [Wil05] proved that SETH implies the non-existence of an $\tilde{O}(n^{k-\varepsilon})$ -time algorithm.

2 Reduction to Multiple-Pairs Max-Flow with Unit Capacity

In this section we prove Theorems 1.8 and 1.9. We start with a general lemma which is the heart of the proofs.

Lemma 2.1. *Let $a \in [0, 1]$ and $b \in [0, 1 - a]$. Then MAX-CNF-SAT on n variables and m clauses $\{C_i\}_{i \in [m]}$ can be reduced to $O(m)$ instances of ST-Max-Flow with $|S| = 2^{an}$ and $|T| = 2^{bn}$ in graphs with $\Theta(2^{an} + 2^{(1-a-b)n}p + 2^{bn})$ nodes, $\Theta((2^{an} + 2^{bn}) \cdot 2^{(1-a-b)n}m)$ edges, and capacities in $\{0, 1\}$.*

Proof. Given a CNF-formula F on n variables and m clauses as input for MAX-CNF-SAT, $a \in [0, 1]$, and $b \in [0, 1 - a]$, we split the variables into three sets U_1 , U_2 , and U_3 , where U_1 is of size an , U_2 is of size $(1 - a - b)n$, and U_3 is of size bn , and enumerate all their 2^{an} , $2^{(1-a-b)n}$, and 2^{bn} partial assignments (with respect to F), respectively, when the objective is to find a triple (α, β, γ) of assignments to U_1 , U_2 , and U_3 respectively, that satisfies the maximal number of clauses. We will have an instance G_p of ST-Max-Flow for each value $p \in [m]$, in which by one call to ST-Max-Flow we check if there exists a triple α , β , and γ that satisfies at least p clauses, as follows.

We construct a graph G_p for every $p \in [m]$ on N nodes $V_1 \cup V_2 \cup V_3$, where V_1 contains a node α for every assignment α to U_1 , V_2 contains $2m + 1 + (p - 1) = 2m + p$ nodes for every assignment β to U_2 , that are β_i^l and β_i^r for every $i \in [m]$, β' , and the set $\{\beta'_i\}_{i \in [p-1]}$, and V_3 contains a node γ for every assignment γ to U_3 . We use the notation α for nodes in V_1 and for assignments to U_1 , β for assignments to U_2 , and γ for nodes in V_3 and assignments to U_3 . However, it will be clear from the context. Now, we have to describe the edges in the network. In order to simplify the reduction, we partition the edges into blue and red colors, as follows.

For every α , β , and $i \in [m]$, we add a blue edge from α to β_i^l if both of α and β do not satisfy the clause C_i (do not set any of the literals to true), and otherwise we add a red edge from α to β_i^r . We further add, for every β , γ , and $i \in [m]$, a blue edge from β_i^l to γ if γ does not satisfy C_i . For every β , γ , and $j \in [p - 1]$, we add a red edge from every β'_j to every γ . For every β and $i \in [m]$, we add a red edge from β_i^l to β_i^r and from β_i^r to β' , and finally for every β and $j \in [p - 1]$, we add a red edge from β' to β'_j , where all edges are of capacity 1.

The graph we built has $2^{an} + 2 \cdot 2^{(1-a-b)n}m + 2^{(1-a-b)n} + 2^{(1-a-b)n}(p - 1) + 2^{bn} = \Theta(2^{an} + 2^{(1-a-b)n}m + 2^{bn})$ nodes, $2^{an} \cdot 2^{(1-a-b)n}m + 2^{bn} \cdot 2^{(1-a-b)n}m + 2 \cdot 2^{(1-a-b)n}m + (p - 1)2^{(1-a-b)n} + 2^{bn} \cdot (p - 1)2^{(1-a-b)n} = \Theta((2^{an} + 2^{bn}) \cdot 2^{(1-a-b)n}m)$ edges, with capacities in $\{0, 1\}$ (see Figure 2), and its construction time is asymptotically the same as the time it takes to output its edge set.

For every α , β , and γ , we denote by $G_p^{\alpha, \beta, \gamma}$ the graph induced from G_p on the nodes

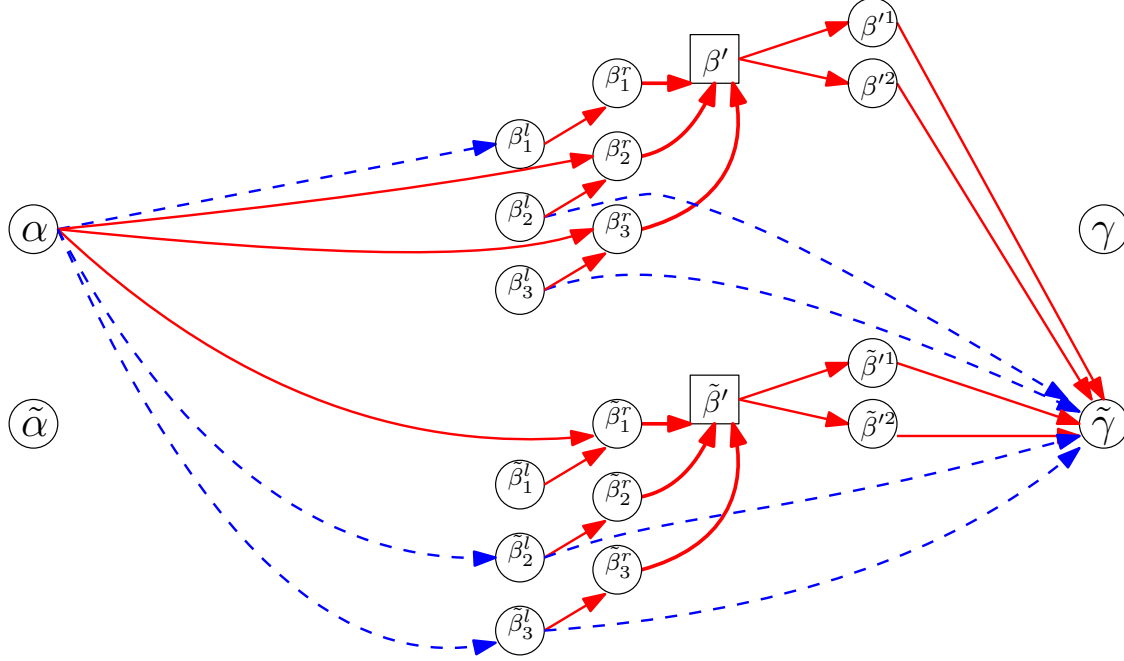


Figure 2: An illustration of part of the reduction. Here, U_1 , U_2 , and U_3 have 2 assignments each, α and $\tilde{\alpha}$ to U_1 , β and $\tilde{\beta}$ to U_2 , and γ and $\tilde{\gamma}$ to U_3 . Blue edges are dashed. For simplicity, only the edges of $G_3^{\alpha,\beta,\tilde{\gamma}} \cup G_3^{\alpha,\tilde{\beta},\tilde{\gamma}}$ are presented. In this illustration, α does not satisfy anything, β satisfies C_2 and C_3 , $\tilde{\beta}$ satisfies C_1 , and $\tilde{\gamma}$ satisfies C_1 . Note that the assignment comprised of α , β , and $\tilde{\gamma}$ satisfies all the clauses, and indeed the maximum flow from α to γ is $2 \cdot 3 - 1 = 5$.

$$\{\alpha, \beta', \gamma\} \cup \left(\bigcup_{\substack{y \in \{l,r\} \\ i \in [m]}} \{\beta_i^y\} \right) \cup \left(\bigcup_{j \in [p-1]} \{\beta_j'\} \right).$$

We claim that for every α and γ , the maximum flow from α to γ can be bounded by the sum, over all β , of the maximum flow between them in $G_p^{\alpha,\beta,\gamma}$. This claim follows easily because the intersection $G_p^{\alpha,\beta_1,\gamma} \cap G_p^{\alpha,\beta_2,\gamma}$ for $\beta_1 \neq \beta_2$ is exactly the source and the sink $\{\alpha, \gamma\}$, no edge passes between these two graphs, and $\left(\bigcup_{\beta} G_i^{\alpha,\beta,\gamma} \right)$ consists of all nodes that are both reachable from α and γ is reachable from them.

We now prove that if there is an assignment to F that satisfies at least p clauses then the graph G_p we built has a triple α, β, γ with maximum flow from α to γ in $G_p^{\alpha,\beta,\gamma}$ at most $m - 1$. Since for every $\tilde{\beta}$, m is the number of outgoing edges from α in $G_p^{\alpha,\tilde{\beta},\gamma}$, m is also an upper bound for the maximum flow from α to γ in it, and hence in G_p it is at most $2^{(1-a-b)n}m - 1$. Otherwise, we will show that every triple α, β, γ has a maximum flow from α to γ in $G_p^{\alpha,\beta,\gamma}$ of size at least m , and so in G_p it is at least $2^{(1-a-b)n}m$. Hence, by simply picking the maximal $j \in [m]$ such that the maximum flow in G_j of some pair α, γ is at most $2^{(1-a-b)n}m - 1$, and then by iterating over all assignments β to U_2 with α and γ fixed as the assignments to U_1 and U_3 , we can also find the required triple α, β, γ .

For the first direction, assume that F has an assignment that satisfies at least p clauses, and denote such assignment by Φ . Let α_Φ , β_Φ , and γ_Φ be the assignments to U_1 , U_2 , and U_3 , respectively,

that are induced from Φ . Since a blue path from α_Φ through $(\beta_\Phi)_i^l$ for some $i \in [m]$ to γ_Φ corresponds to α_Φ , β_Φ , and γ_Φ all do not satisfy C_i , in $G_p^{\alpha_\Phi, \beta_\Phi, \gamma_\Phi}$ there are at most $m - p$ (internally) disjoint blue paths from α to γ . As the only way to ship flow in $G_p^{\alpha_\Phi, \beta_\Phi, \gamma_\Phi}$ that is not through a blue path is through the node β'_Φ , and the total number of edges going out of this node is $p - 1$, we conclude that the total maximum flow in $G_p^{\alpha_\Phi, \beta_\Phi, \gamma_\Phi}$ from α_Φ to β_Φ is bounded by $m - p + (p - 1) = m - 1$. Since for every β , the maximum amount of flow that can be shipped in $G_p^{\alpha_\Phi, \beta, \gamma_\Phi}$ from α_Φ to γ_Φ is at most m , summing over all β we get that the total flow in G_p from α_Φ to γ_Φ is bounded by $(2^{(1-a-b)n} - 1)m + (m - 1) \leq 2^{(1-a-b)n}m - 1$, as required.

For the second direction, assume that every assignment to F satisfies at most $p - 1$ clauses. In order to show that the maximum flow from every α to every γ is at least $2^{(1-a-b)n}m$, we first fix α , β , and γ . Then, by passing flow in two phases we show that m units of flow can be passed in $G_p^{\alpha, \beta, \gamma}$ from α to γ . As this argument applies for every β , we can add up the respective flows without violating capacities, concluding the proof. By the assumption, there exist $m - (p - 1) = m - p + 1$ i 's, such that α , β , and γ do not satisfy C_i , and we denote a set with this amount of such i 's by I_β . Each of these i 's induces a blue path $(\alpha \rightarrow \beta_i^l \rightarrow \gamma)$ from α to γ in $G_p^{\alpha, \beta, \gamma}$, and so we ship a unit of flow through every one of them according to I_β , in what we call the first phase. In the second phase, we ship additional $m - (m - p + 1) = p - 1$ units in the following way. Let $A_1 := \{i \in [m] \setminus I_\beta : \alpha \not\models C_i \wedge \beta \not\models C_i\}$, and $A_2 := ([m] \setminus I_\beta) \setminus A_1 = \{i \in [m] \setminus I_\beta : \alpha \models C_i \vee \beta \models C_i\}$, where $\alpha \models C_i$ denotes that the assignment α satisfies C_i (as defined earlier), and $\alpha \not\models C_i$ denotes that it does not satisfy C_i . Let $f : A_1 \cup A_2 \rightarrow [m - |I_\beta|]$ be a bijective function such that the range of A_1 is $[|A_1|]$ and the range of A_2 is $[m - |I_\beta|] \setminus [|A_1|]$. Clearly, there exists such bijection and it is easy to find one. For every $i \in A_1$ we ship flow through the path $(\alpha \rightarrow \beta_i^l \rightarrow \beta_i^r \rightarrow \beta' \rightarrow \beta_j' \rightarrow \gamma)$, and for every $i \in A_2$ through the path $(\alpha \rightarrow \beta_i^r \rightarrow \beta' \rightarrow \beta_j' \rightarrow \gamma)$, in both cases with $j = f(i)$.

Since we defined the flow in paths, we only need to show that the capacity requirements hold, and we start with blue edges. Indeed, edges of the form (α, β_i^l) are used in the first phase, with flow that is determined uniquely by β and $i \in I_\beta$, and in the second phase uniquely according to β and $i \in [m] \setminus I_\beta$, and so they cannot be used twice. Edges of the form (β_i^l, γ) are only used in the first phase, and their flow is uniquely determined according to β and $i \in I_\beta$, and so are good too. We now proceed to red edges, which were used only in the second phase.

Edges of the forms (α, β_i^r) , (β_i^l, β_i^r) and (β_i^r, β') have flow that is uniquely determined by β and $i \in [m] \setminus I_\beta$, and so are not used more than once. Edges of the form (β', β_j') have flow that is uniquely determined by β and $j = f(i) \in [p - 1]$, and since f is a bijection, every j has at most one i such that $f(i) = j$, and so these edges are also used at most once. As a byproduct, and since every edge of the form (β_j', γ) has only the edge (β', β_j') as its source for flow, edges of the form (β_j', γ) are also used at most once. Altogether, we have bounded the total flow in all edges that were used in both phases, and so the capacity requirements follow, which completes the proof of the second direction and of Lemma 2.1. \square

Proof of Theorem 1.8. We apply Lemma 2.1 in as follows. For every setting of $a = b \in [1/3, 1/2]$ we get graphs $G = (V, E, w)$ with $|V| = \Theta(2^{an})$ ($|V| = \Theta(2^{an})m$ if $a = 1/3$) and $|E| = \Theta(2^{(1-a)n}m)$. Hence, $|E| = \tilde{\Theta}(|V|^{1/a-1})$ and so in order to get any $c \in [1, 2]$ we can pick $a(=b)$ such that additionally $c = 1/a - 1$, and Theorem 1.8 follows. \square

Proof of Theorem 1.9. Here we apply Lemma 2.1 a bit differently. For every setting of $a, b \in [0, 1/2]$ such that $1 - a - b \geq \max(a, b)$ we get graphs $G = (V, E, w)$ with $|V| = \Theta(2^{(1-a-b)n}m)$ and $|E| = \Theta((2^{an} + 2^{bn})2^{(1-a-b)n}m)$. Hence, in order to get any $c_1, c_2 \in [0, 1]$, we can pick $a = c_1/(1 + c_1 + c_2)$ and $b = c_2/(1 + c_1 + c_2)$, which clearly satisfy the required conditions. Now, observe

that $c_1 = a/(1 - a - b)$ and $c_2 = b/(1 - a - b)$, thus $|S| = (|V|/m)^{c_1}$ and $|T| = (|V|/m)^{c_2}$, we get our lower bound for $|E| = O((|S| + |T|)|V|)$, and Theorem 1.9 follows. \square

3 Reduction to Multiple-Pairs Max-Flow in Capacitated Networks

In this section we prove Theorems 1.6 and 1.7. We proceed to prove our main technical lemma.

Lemma 3.1. *Let $a \in [0, 1]$ and $b \in [0, 1 - a]$. Then MAX-CNF-SAT on n variables and m clauses $\{C_i\}_{i \in [m]}$ can be reduced to $O(m)$ instances of ST-Max-Flow with $|S| = 2^{an}$ and $|T| = 2^{bn}$ in graphs with $N = \Theta(2^{an} + 2^{(1-a-b)n}m + 2^{bn})$ nodes, $O((2^{an} + 2^{(1-a-b)n} + 2^{bn})m) = O(N)$ edges, and with capacities in $[N]$.*

Proof. Given a CNF-formula F on n variables and m clauses as input for MAX-CNF-SAT, $a \in [0, 1]$, and $b \in [0, 1 - a]$, we begin similarly to before by splitting the variables into three sets U_1 , U_2 , and U_3 where U_1 is of size an , U_2 is of size $(1 - a - b)n$, and U_3 is of size bn , and enumerate all their 2^{an} , $2^{(1-a-b)n}$, and 2^{bn} partial assignments (with respect to F), respectively, when the objective is to find a triple (α, β, γ) of assignments to U_1 , U_2 , and U_3 , that satisfy the maximal number of clauses. We will have an instance G_p of ST-Max-Flow for each value $p \in [m]$, in which by one call to ST-Max-Flow we check if there exists a triple (α, β, γ) that satisfies at least p clauses, as follows.

We construct the graph G_p on N nodes $V_1 \cup V_2 \cup V_3 \cup A \cup B \cup \{v_B\}$, where V_1 contains a node α for every assignment α to U_1 , V_2 contains $3m + 1$ nodes for every assignment β to U_2 , that are β_i^l , β_i^c , β_i^r , for every $i \in [m]$, and β' , V_3 contains a node γ for every assignment γ to U_3 , A contains two nodes C_i^\neq and C_i^\neq for every clause C_i , and B contains a node C_i for every clause C_i . We use the notation α for nodes in V_1 and assignments to U_1 , β to assignments to U_2 , γ for nodes in V_3 and assignments to U_3 , and C_i for nodes in B and clauses. However, it will be clear from the context. Now, we have to describe the edges in the network. In order to simplify the reduction, we partition the edges into red and blue colors, as follows.

For every α and $i \in [m]$ we add a red edge of capacity $2^{(1-a-b)n}$ from α to C_i^\neq if $\alpha \models C_i$, and a blue edge of the same capacity from α to C_i^\neq otherwise. We further add, for every β , a red edge of capacity 1 from C_i^\neq to β_i^c , a blue edge of capacity 1 from C_i^\neq to β_i^l , a blue edge of capacity 1 from β_i^l to β_i^r if $\beta \models C_i$, a red edge of capacity 1 from β_i^c to β' , and a blue edge of capacity 1 from β_i^r to C_i . For every β we add a red edge of capacity $p - 1$ from β' to v_B . For every γ we add a red edge of capacity $2^{(1-a-b)n}(p - 1)$ from v_B to $\gamma \in V_3$, and finally, for every γ and $i \in [m]$ we add a blue edge of capacity $2^{(1-a-b)n}$ from C_i to γ if $\gamma \models C_i$.

The graph we built has $N = 2^{an} + 2m + 2^{(1-a-b)n} \cdot 3m + 2^{(1-a-b)n} + 1 + m + 2^{bn} = \Theta(2^{an} + 2^{(1-a-b)n} \cdot m + 2^{bn})$ nodes, at most $2^{an}m + 2^{(1-a-b)n} \cdot 2m + 2^{(1-a-b)n} \cdot 2m + 2^{(1-a-b)n}m + 2^{(1-a-b)n} + 1 + 2^{(1-a-b)n}m + 2^{bn}m = O((2^{an} + 2^{(1-a-b)n} + 2^{bn})m)$ edges, all of its capacities are in $[N]$, and its construction time is $O(Nm)$ (see Figure 3).

We proceed to prove that if there is an assignment to F that satisfies at least p clauses then the graph G_p we built has a pair α, γ with maximum flow from α to γ at most $2^{(1-a-b)n}m - 1$, and otherwise, every α, γ has a maximum flow of size at least $2^{(1-a-b)n}m$. Hence, by simply picking the maximal $j \in [m]$ such that the maximum flow in G_j of some pair α, γ is at most $2^{(1-a-b)n}m - 1$, and then by iterating over all assignments β to U_2 with α and γ fixed as the assignments to U_1 and U_3 , we can also find the required triple α, β, γ .

For the first direction, assume that F has an assignment that satisfies at least p clauses, and denote such assignment by Φ . Let α_Φ , β_Φ , and γ_Φ be the assignments to U_1 , U_2 , and U_3 , respectively, that are induced from Φ . We will show that there exists an $(\alpha_\Phi, \gamma_\Phi)$ cut whose capacity is at most $2^{(1-a-b)n}m - 1$, hence by the Min-Cut Max-Flow theorem, the maximum flow from α_Φ to γ_Φ is

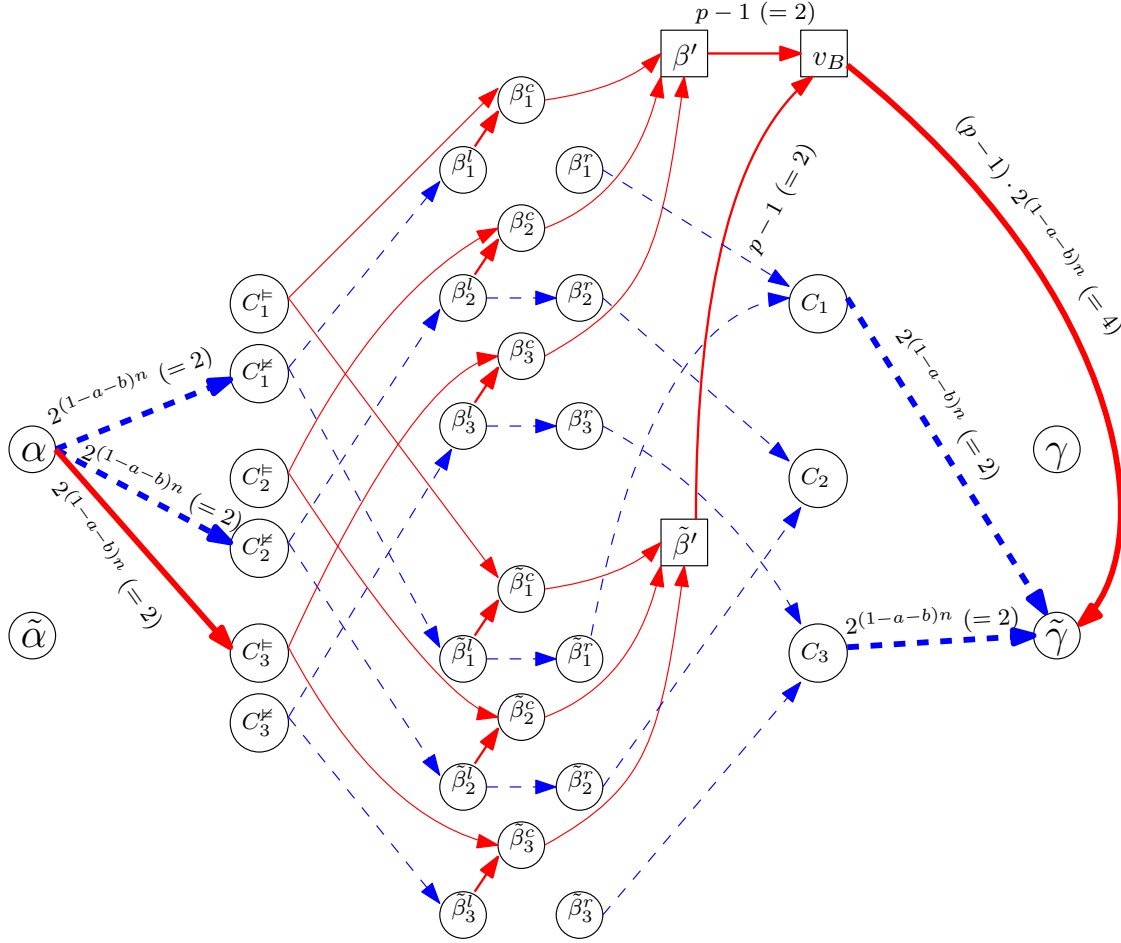


Figure 3: An illustration of part of the reduction, with $p = m$. Here, U_1 , U_2 , and U_3 have 2 assignments each; α and $\tilde{\alpha}$ to U_1 , β and $\tilde{\beta}$ to U_2 , γ and $\tilde{\gamma}$ to U_3 . Bolder edges correspond to edges of higher capacity (specified wherever they are bigger than 1), and blue edges are dashed. For simplicity, only the edges relevant to α and $\tilde{\gamma}$ are presented. In this illustration, α satisfies C_3 , β satisfies C_1 , $\tilde{\beta}$ satisfies C_3 , and $\tilde{\gamma}$ satisfies C_2 . Note that the assignment comprised of α , β , and $\tilde{\gamma}$ satisfies all the clauses, and indeed the maximum flow from α to γ is $2 \cdot 3 - 1 = 5$.

bounded by this number, concluding the proof of the first direction. We define the cut in a way that for every $\beta \neq \beta_\Phi$, the cut will have m cut edges that are contributed from nodes related to β , and nodes related to β_Φ will be carefully added to either side of the cut, so that they will contribute capacity of only $m - 1$ to the cut. This is done by exploiting the fact that there are at most $m - p$ blue paths from α_Φ to γ_Φ through nodes associated with β_Φ . To be more precise, we define a suitable cut as follows.

$$S = \{\alpha_\Phi, \beta'_\Phi\} \cup \{C_i^+ : \alpha_\Phi \models C_i\} \cup \{C_i^\# : \alpha_\Phi \not\models C_i\} \cup \{(\beta_\Phi)_i^c : i \in [m]\} \cup \{C_i, (\beta_\Phi)_i^l, (\beta_\Phi)_i^r : \gamma_\Phi \models C_i\} \cup \\ \{(\beta_\Phi)_i^l : \gamma_\Phi \not\models C_i \wedge \beta_\Phi \models C_i\} \cup V_3 \setminus \{\gamma_\Phi\}$$

Claim 3.2. *The cut $(S, V \setminus S) = (S, T)$ has capacity at most $2^{(1-a-b)n}m - 1$.*

Proof of Claim. We will go over all the nodes in S , and count the total capacity leaving to nodes in T for each of them. $\alpha_\Phi \in S$ and all nodes C_i^\pm and C_i^\mp that are adjacent to it are in S too, hence it does not contribute anything. For every $i \in [m]$, we have two cases for nodes in A . If $\alpha_\Phi \models C_i$ then $C_i^\pm \in T$ and hence C_i^\mp does not contribute anything. However, C_i^\pm has $2^{(1-a-b)n}$ outgoing edges, where all except $(\beta_\Phi)_i^c$ are in T . Hence, it contributes $2^{(1-a-b)n} - 1$ to the cut. Else, if $\alpha_\Phi \not\models C_i$ then $C_i^\pm \in T$ and hence C_i^\mp does not contribute anything. But C_i^\mp has $2^{(1-a-b)n}$ outgoing edges, of which $2^{(1-a-b)n} - 1$ are cut edges as their targets are in T , and the one incoming to $(\beta_\Phi)_i^l$ is a cut edge if and only if $(\beta_\Phi)_i \not\models C_i$ and also $\gamma_\Phi \not\models C_i$ (equivalently, $(\beta_\Phi)_i^l \in T$), and in our current case it means that $\Phi \not\models C_i$. Hence, for every $i \in [m]$, the nodes in $\{C_i^\pm, C_i^\mp\}$ contribute $2^{(1-a-b)n} - 1$ to the cut if $\Phi \models C_i$, and $2^{(1-a-b)n}$ otherwise. Since there are at most $m - p$ clauses that are not satisfied by Φ , summing over all $i \in [m]$ would yield a total of at most $p(2^{(1-a-b)n} - 1) + (m - p)2^{(1-a-b)n} = 2^{(1-a-b)n}m - p$ cut edges for vertices with origin in A .

For every $\beta \neq \beta_\Phi$, all nodes in V_2 that are associated with β , v_B , and γ_Φ , are in T and hence will not contribute anything to the cut. However, the node β_Φ' is always in S , with v_B its sole target, and hence the edge (β_Φ', v_B) is in the cut and β_Φ' contributes an additional amount of $p - 1$, to a current total of at most $2^{(1-a-b)n}m - p + (p - 1) = 2^{(1-a-b)n}m - 1$. In addition, β_Φ' is the only target of $(\beta_\Phi)_i^c$, and thus $(\beta_\Phi)_i^c$ will not contribute to the cut.

We will show that the rest of the nodes, i.e., nodes in V_2 that are of the forms β_Φ^l and β_Φ^r , and the nodes in B , contribute nothing to the cut. For every $i \in [m]$, $(\beta_\Phi)_i^l \in S$ if and only if either $\beta_\Phi \models C_i$ or $\gamma_\Phi \models C_i$, so we assume that. It always happens that $(\beta_\Phi)_i^c \in S$, and $(\beta_\Phi)_i^r \in T$ if and only if $\gamma_\Phi \not\models C_i$, but in such case, by our assumption it must be that $\beta_\Phi \models C_i$, which implies that the edge $((\beta_\Phi)_i^l, (\beta_\Phi)_i^r)$ is not in the graph, thus the total contribution of $(\beta_\Phi)_i^l$ is zero. Continuing to nodes of the forms $(\beta_\Phi)_i^r$ and C_i , it is easy to verify that the following four statements are either all true or all false: $(\beta_\Phi)_i^r \in S$, $\gamma_\Phi \models C_i$, $C_i \in S$, and the edge (C_i, γ_Φ) is not in the graph. In the case where they all false, in particular C_i and $(\beta_\Phi)_i^r$ are in T and it is clear that they do not contribute anything, so we will focus on the remaining case. Since C_i is in S and is the only target of $(\beta_\Phi)_i^r$, $(\beta_\Phi)_i^r$ will not increase the cut capacity. In addition, since the edge (C_i, γ_Φ) is not in the graph and also all nodes $V_3 \setminus \{\gamma_\Phi\}$ are in S , C_i does not increase the capacity of the cut either. Altogether we have bounded the total capacity of the cut by $2^{(1-a-b)n}m - 1$, finishing the proof of Claim 3.2. \square

Proceeding with the proof of Lemma 3.1, we now focus on the second direction. Assume that every assignment to F satisfies at most $p - 1$ clauses. We remind that we need to prove that the maximum flow from every α to every γ is at least $2^{(1-a-b)n}m$, and to do this we first fix α and γ . By the assumption, for every β there exist $m - (p - 1) = m - p + 1$ i 's, such that α , β , and γ do not satisfy C_i , and we denote a set with this amount of such i 's by I_β . Each of these i 's induces a blue path $(\alpha \rightarrow C_i^\mp \rightarrow \beta_i^l \rightarrow \beta_i^r \rightarrow C_i \rightarrow \gamma)$ from α to γ , and so we pass a unit of flow through every one of them according to I_β , and for all β , in what we call the first phase. We note that so far, the flow sums up to $2^{(1-a-b)n}(m - p + 1)$, and so we carry on with shipping the second phase of flow through paths that are not entirely blue.

We claim that for every β , we can pass an additional amount of $m - (m - p + 1) = p - 1$ units through β' , which would add up to a total flow of $2^{(1-a-b)n}(m - p + 1) + 2^{(1-a-b)n}(p - 1) = 2^{(1-a-b)n}m$, concluding the proof. Indeed, for every β , we ship flow in the following way. For every $i \in [m] \setminus I_\beta$, if $\alpha \not\models C_i$ then send a unit through $(\alpha \rightarrow C_i^\mp \rightarrow \beta_i^l \rightarrow \beta_i^c \rightarrow \beta' \rightarrow v_B \rightarrow \gamma)$, and otherwise send a unit through $(\alpha \rightarrow C_i^\pm \rightarrow \beta_i^c \rightarrow \beta' \rightarrow v_B \rightarrow \gamma)$.

Since we defined the flow in paths, we only need to show that the capacity constraints are satisfied, starting with edges of color blue. Edges of the forms (β_i^l, β_i^r) , (β_i^r, C_i) , and (C_i, γ) are only used in the first phase, where the flow in the first two is uniquely determined by β and $i \in I_\beta$, and so at most 1 unit of flow is passed through them, and the flow in the latter kind is determined

by $i \in I_\beta$, and the same $i \in I_\beta$ can have at most $|\{\beta_i^r\}_\beta| = 2^{(1-a-b)n}$ units of flow passing in (C_i, γ) , and so the flow in it is also bounded. The flow in edges of the form (C_i^\neq, β_i^l) in the first phase is uniquely determined by β and $i \in I_\beta$, and in the second phase uniquely according to β and $i \in [m] \setminus I_\beta$, and so will not be used twice, and the flow in edges of the form (α, C_i^\neq) is determined in the first phase by $i \in I_\beta$ and in the second phase by $i \in [m] \setminus I_\beta$, and so will be used at most $\sum_\beta |I_\beta \cap \{i\}| + \sum_\beta |([m] \setminus I_\beta) \cap \{i\}| \leq 2^{(1-a-b)n}$ times.

We now proceed to prove that red edges too do not have more flow than their capacity, and for this we only need to consider the second phase. Edges of the forms (C_i^\neq, β_i^c) , (β_i^l, β_i^c) , and (β_i^c, β') have flow that is uniquely determined by β and $i \in [m] \setminus I_\beta$ and so are not used more than once, edges of the form (β', v_B) have flow that is determined by β and thus have flow $|\{\beta_i^c\}_{i \in [m] \setminus I_\beta}| = |[m] \setminus I_\beta| = p - 1$, and edges of the form (v_B, γ) have flow of size $(p - 1)|\{\beta'\}_\beta| 2^{(1-a-b)n} = (p - 1)2^{(1-a-b)n}$, and hence are properly bounded. Finally, edges of the form (α, C_i^\neq) have flow that is determined by $i \in [m] \setminus I_\beta$ and so are used at most $|\{\beta_i^c\}_\beta| = 2^{(1-a-b)n}$ times. Altogether, we have bounded the total flow in all the edges that were used in both phases, and so the capacity requirements follow, which completes the proof of the second direction and of Lemma 3.1. \square

Proof of Theorem 1.6. We apply Lemma 3.1 in the following way. For every setting of $a, b \in [0, 1/2]$ such that $1 - a - b \geq \max(a, b)$ we get graphs $G = (V, E, w)$ with $|V| = \Theta(2^{(1-a-b)n}m)$ and $|E| = O(2^{(1-a-b)n}m) = O(|V|)$. Hence, in order to get any $c_1, c_2 \in [0, 1]$, we can pick $a = c_1/(1 + c_1 + c_2)$ and $b = c_2/(1 + c_1 + c_2)$, which clearly satisfy the required conditions. Now, observe that $c_1 = a/(1 - a - b)$ and $c_2 = b/(1 - a - b)$, thus $|S| = (|V|/m)^{c_1}$ and $|T| = (|V|/m)^{c_2}$, and our claimed lower bound and Theorem 1.6 follow. \square

4 Generalization to Bounded Cuts

Our lower bounds extend to the version where we only care about vertex-pairs with maximum flow bounded by a given k , which we refer to as kPMF.

Definition 4.1. (*kPMF*) Given a directed edge-capacitated graph $G = (V, E, w)$ and an integer k , for every pair of nodes $u, v \in V$ where the maximum flow that can be shipped in G from u to v is of size at most k , output this pair and its maximum flow value.

Theorem 4.2 (Generalization of Theorem 1.8). *If for some fixed constants $\varepsilon > 0$ and $c \in [0, 1]$, kPMF in uncapacitated graphs with n nodes, $k = \tilde{O}(n^c)$, and $m = O(kn)$ edges can be solved in time $O((n^2k)^{1-\varepsilon})$, then for some $\delta(\varepsilon) > 0$, MAX-CNF-SAT on n' variables and $O(n')$ clauses can be solved in time $O(2^{(1-\delta)n'})$, and in particular SETH is false.*

Proof. We apply Lemma 2.1 as follows. For every setting of $a = b \in [1/3, 1/2]$ we get graphs $G = (V, E, w)$ with $|V| = \Theta(2^{an})$ ($|V| = \Theta(2^{an}m)$ if $a = 1/3$), and $|E| = 2^{an} \cdot 2^{(1-2a)n}m = \Theta(2^{(1-a)n}m)$. The main idea is that the middle layer bound the flow from every α to every γ , which are the only pairs that we need to find the maximum flow for. To be more precise, for every α' and γ' we show a cut of capacity $k = O(2^{(1-2a)n}m)$ separating them, by considering

$$S = \{\alpha'\} \cup \{\beta_i^l : i \in [m], \forall \beta\}.$$

Clearly, the only outgoing edges from S are from α' and from vertices of the form β_i^l . α' has an outgoing degree at most $O(2^{(1-2a)n}m)$, and for each β and $i \in [m]$, vertices of the form β_i^l have a total outgoing degree at most 2. Hence, the total capacity of the cut is bounded by $k = O(2^{(1-2a)n}m)$.

The claimed range of k is attained because setting $a = 1/2$ yields $k = O(m) = O(\log|V|) \leq O(n^c)$, and letting a approach $1/3$ yields k tending to $O(2^{n/3}m) = O(|V|)$. Note that $|E| = O(|V|k)$, and $|V|^2k = O((2^{an})^2 \cdot 2^{(1-2a)n}m) = O(2^n m)$, and finally in order to get any $c \in [0, 1]$ we can pick $a(=b)$ such that additionally $c = 1/a - 2$, and Theorem 4.2 holds. \square

Theorem 4.3 (Generalization of Theorem 1.7). *If for some fixed constants $\varepsilon > 0$ and $c \in [0, 1]$, kPMF in graphs with n nodes, $k = \tilde{O}(n^c)$, $m = O(n)$ edges, and capacities in $[n]$ can be solved in time $O((n^2k)^{1-\varepsilon})$, then for some $\delta(\varepsilon) > 0$, MAX-CNF-SAT on n' variables and $O(n')$ clauses can be solved in time $O(2^{(1-\delta)n'})$, and in particular SETH is false.*

Proof. We apply Lemma 3.1 in a similar fashion to the application of Lemma 2.1 in the proof of Theorem 4.2, where the choices of a and b are done in exactly the same way as before, also allowing again a free choice of $c \in [0, 1]$. However, now $|E| = O(|V|)$, and we choose the cut as follows. For every α' and γ' we show a cut of capacity $k = O(2^{(1-2a)n}m)$ separating them, by considering

$$S = \{\alpha'\} \cup \{C_i^\neq, C_i^\neq : i \in [m]\} \cup \{\beta_i^l, \beta_i^c : i \in [m], \forall \beta\}.$$

Clearly, the only outgoing edges from S are of capacity 1, from α' and from vertices of the forms β_i^l and β_i^c . For each β and $i \in [m]$, these vertices have a total of at most 2 edges going out to the rest of the graph. Hence, the size of the cut is bounded by $k = O(2^{(1-2a)n}m)$, and the range of k is similar to the proof of Theorem 4.2, and so Theorem 4.3 holds. \square

Known algorithms solve kPMF in *directed* graphs in time $\tilde{O}(n^2m \cdot \min(k, \sqrt{n}))$, which is bigger than the lower bound in Theorem 4.3 by a factor that is roughly between \sqrt{n} and n for sparse graphs, leaving a gap that is not too big even for relatively small values of k . This running time can be achieved by $O(n^2)$ computations of either the aforementioned $O(mk)$ time algorithm of [FF56] (actually, a slightly modified version that halts when the total flow exceeds k), or the $\tilde{O}(m\sqrt{n})$ time algorithm of [LS14].

It is interesting to note that in graphs that are *undirected* and uncapacitated, an algorithm for kPMF with running time $O(mk + n^2)$ was shown in [BHKP07]. This shows a separation between the directed and the undirected cases also for uncapacitated graphs, roughly by a factor $\Omega(n^2k/(mk + n^2)) = \Omega(\min(k, n/k))$, since our relevant conditional lower bound is proved for $m = O(kn)$. Their algorithm actually builds in time $O(mk)$ a partial Gomory-Hu tree that succinctly represents the values required by kPMF, and then it is easy to extract all the relevant values in time $O(n^2)$, as required by our definition of kPMF. For instance, when $k = O(\sqrt{n})$ and $m = O(n^{3/2})$ their upper bound for the undirected and uncapacitated case is $O(n^2)$, while our lower bound for the directed case is $n^{2.5-o(1)}$.

5 Global Max-Flow

Proof of Theorem 1.10. Given a CNF-formula F on n variables and m clauses $\{C_i\}_{i \in [m]}$ as input for MAX-CNF-SAT, we split the variables into two sets U_1 and U_2 of size $n/2$ each and enumerate all $2^{n/2}$ partial assignments (with respect to F) to each of them, when the objective is to find a pair (α, β) of assignments to U_1 and U_2 that satisfy the maximal number of clauses. We construct a graph $G = (V, E)$ such that $V = L \cup R \cup C$ as follows. L contains a node α for every assignment α to U_1 , R contains a node β for every assignment β to U_2 , and C contains three nodes $c_{\neq, \neq}$, $c_{\neq, \neq}$, and $c_{\neq, \neq}$ for every clause C_i . We use the notation α for nodes in L and assignments to U_1 , β for nodes in R and assignments to U_2 . However, it will be clear from the context. For every assignment α

to U_1 and clause C_i , we add an edge from α to $c_{\models, \neq}$ and $c_{\neq, \models}$ if $\alpha \models C_i$, and an edge from α to $c_{\neq, \models}$ otherwise. Similarly, for every assignment β to U_2 and clause C_i , we add an edge from β to $c_{\models, \neq}$ and $c_{\neq, \models}$ if $\beta \models C_i$, and an edge from β to $c_{\neq, \models}$ otherwise. This graph has $N = 2^{n/2} + 2^{n/2} + 3m = O(2^{n/2})$ nodes and at most $N \cdot 2m + N \cdot 2m = \tilde{O}(N)$ edges. For every pair of assignments α and β and clause C_i there is exactly one path (of length 2) from α to β through nodes associated with C_i if and only if $\alpha \models C_i$ or $\beta \models C_i$, and no paths through them otherwise. Hence, the number of edge disjoint paths from α to β is exactly the number of clauses that are satisfied by both of the assignments α and β , and so an algorithm for **Maximum Local Edge Connectivity** with running time $\tilde{O}(n^{2-\varepsilon})$ implies an algorithm for MAX-CNF-SAT with running time $\tilde{O}((2^{n/2})^{2-\varepsilon}) = \tilde{O}(2^{(1-\varepsilon/2)n})$, completing the proof for $\delta(\varepsilon) = \varepsilon/2$. \square

Acknowledgements We thank Rajesh Chitnis and Bundit Laekhanukit for some useful conversations, and for their part in achieving the result on Global Max-Flow.

References

- [ABHS17] A. Abboud, K. Bringmann, D. Hermelin, and D. Shabtay. SETH-based lower bounds for subset sum and bicriteria path. *CoRR*, 2017. Available from: <http://arxiv.org/abs/1704.04546>.
- [ACZ98] S. R. Arikati, S. Chaudhuri, and C. D. Zaroliagis. All-pairs min-cut in sparse networks. *J. Algorithms*, 29(1):82–110, 1998. doi:10.1006/jagm.1998.0961.
- [AHK12] S. Arora, E. Hazan, and S. Kale. The multiplicative weights update method: a meta-algorithm and applications. *Theory of Computing*, 8(1):121–164, 2012. doi:10.4086/toc.2012.v008a006.
- [AMO93] R. K. Ahuja, T. L. Magnanti, and J. B. Orlin. *Network flows - theory, algorithms and applications*. Prentice Hall, 1993.
- [AVY15] A. Abboud, V. Vassilevska-Williams, and H. Yu. Matching triangles and basing hardness on an extremely popular conjecture. In *Proceedings of the Forty-seventh Annual ACM Symposium on Theory of Computing*, STOC ’15, pages 41–50. ACM, 2015. doi:10.1145/2746539.2746594.
- [AWY15] A. Abboud, R. Williams, and H. Yu. More applications of the polynomial method to algorithm design. In *Proceedings of the Twenty-sixth Annual ACM-SIAM Symposium on Discrete Algorithms*, SODA ’15, pages 218–230, 2015. doi:10.1145/2722129.2722146.
- [BENW16] G. Borradaile, D. Eppstein, A. Nayyeri, and C. Wulff-Nilsen. All-pairs minimum cuts in near-linear time for surface-embedded graphs. In *32nd International Symposium on Computational Geometry (SoCG 2016)*, volume 51 of *Leibniz International Proceedings in Informatics (LIPIcs)*, pages 22:1–22:16. Schloss Dagstuhl–Leibniz-Zentrum fuer Informatik, 2016. doi:10.4230/LIPIcs.SoCG.2016.22.
- [BHKP07] A. Bhalgat, R. Hariharan, T. Kavitha, and D. Panigrahi. An $\tilde{O}(mn)$ Gomory-Hu tree construction algorithm for unweighted graphs. In *39th Annual ACM Symposium on Theory of Computing*, STOC’07, pages 605–614. ACM, 2007. doi:10.1145/1250790.1250879.

- [BJS10] M. S. Bazaraa, J. J. Jarvis, and H. D. Sherali. *Linear Programming and Network Flows*. John Wiley & Sons, Inc., fourth edition, 2010.
- [BK09] G. Borradaile and P. Klein. An $\tilde{O}(n \log n)$ algorithm for maximum st -flow in a directed planar graph. *J. ACM*, 56(2):9:1–9:30, 2009. doi:[10.1145/1502793.1502798](https://doi.org/10.1145/1502793.1502798).
- [CGI⁺16] M. L. Carmosino, J. Gao, R. Impagliazzo, I. Mihajlin, R. Paturi, and S. Schneider. Nondeterministic extensions of the strong exponential time hypothesis and consequences for non-reducibility. In *Proceedings of the 2016 ACM Conference on Innovations in Theoretical Computer Science*, ITCS '16, pages 261–270. ACM, 2016. doi:[10.1145/2840728.2840746](https://doi.org/10.1145/2840728.2840746).
- [CLL11] H. Y. Cheung, L. C. Lau, and K. M. Leung. Graph connectivities, network coding, and expander graphs. In *Proceedings of the 2011 IEEE 52nd Annual Symposium on Foundations of Computer Science*, FOCS '11, pages 190–199. IEEE Computer Society, 2011. doi:[10.1109/FOCS.2011.55](https://doi.org/10.1109/FOCS.2011.55).
- [CW16] T. M. Chan and R. Williams. Deterministic apsp, orthogonal vectors, and more: Quickly derandomizing razborov-smolensky. In *Proceedings of the Twenty-seventh Annual ACM-SIAM Symposium on Discrete Algorithms*, SODA '16, pages 1246–1255, 2016. doi:[10.1145/2884435.2884522](https://doi.org/10.1145/2884435.2884522).
- [FF56] L. R. Ford, Jr. and D. R. Fulkerson. Maximal flow through a network. *Canadian Journal of Mathematics*, 8:399–404, 1956. doi:[10.4153/CJM-1956-045-5](https://doi.org/10.4153/CJM-1956-045-5).
- [Fre95] G. N. Frederickson. Using cellular graph embeddings in solving all pairs shortest paths problems. *J. Algorithms*, 19(1):45–85, 1995. doi:[10.1006/jagm.1995.1027](https://doi.org/10.1006/jagm.1995.1027).
- [GH61] R. E. Gomory and T. C. Hu. Multi-terminal network flows. *Journal of the Society for Industrial and Applied Mathematics*, 9:551–570, 1961. doi:[10.1137/0109047](https://doi.org/10.1137/0109047).
- [Gus90] D. Gusfield. Very simple methods for all pairs network flow analysis. *SIAM J. Comput.*, 19(1):143–155, 1990. doi:[10.1137/0219009](https://doi.org/10.1137/0219009).
- [HO94] J. Hao and J. B. Orlin. A faster algorithm for finding the minimum cut in a directed graph. *J. Algorithms*, 17(3):424–446, 1994. doi:[10.1006/jagm.1994.1043](https://doi.org/10.1006/jagm.1994.1043).
- [IP01] R. Impagliazzo and R. Paturi. On the complexity of k -SAT. *Journal of Computer and System Sciences*, 62(2):367–375, 2001. doi:[10.1006/jcss.2000.1727](https://doi.org/10.1006/jcss.2000.1727).
- [IPZ01] R. Impagliazzo, R. Paturi, and F. Zane. Which problems have strongly exponential complexity? *Journal of Computer and System Sciences*, 63(4):512–530, 2001. doi:[10.1006/jcss.2001.1774](https://doi.org/10.1006/jcss.2001.1774).
- [KL02] D. R. Karger and M. S. Levine. Random sampling in residual graphs. In *Proceedings of the Thiry-fourth Annual ACM Symposium on Theory of Computing*, STOC '02, pages 63–66, New York, NY, USA, 2002. ACM. doi:[10.1145/509907.509918](https://doi.org/10.1145/509907.509918).
- [LNSW12] J. Lacki, Y. Nussbaum, P. Sankowski, and C. Wulff-Nilsen. Single source – all sinks max flows in planar digraphs. In *Proceedings of the 53rd IEEE Annual Symposium on Foundations of Computer Science*, FOCS '12, pages 599–608. IEEE Computer Society, 2012. doi:[10.1109/FOCS.2012.66](https://doi.org/10.1109/FOCS.2012.66).

- [LS14] Y. T. Lee and A. Sidford. Path finding methods for linear programming: Solving linear programs in $\tilde{O}(\sqrt{\text{rank}})$ iterations and faster algorithms for maximum flow. In *Proceedings of the 2014 IEEE 55th Annual Symposium on Foundations of Computer Science*, FOCS '14, pages 424–433. IEEE Computer Society, 2014. doi:[10.1109/FOCS.2014.52](https://doi.org/10.1109/FOCS.2014.52).
- [Mađ16] A. Mađry. Computing maximum flow with augmenting electrical flows. In *Proceedings of the 57th IEEE Annual Symposium on Foundations of Computer Science*, FOCS '16, pages 593–602. IEEE Computer Society, 2016. doi:[10.1109/FOCS.2016.70](https://doi.org/10.1109/FOCS.2016.70).
- [Sch02] A. Schrijver. On the history of the transportation and maximum flow problems. *Math. Program.*, 91(3):437–445, 2002. doi:[10.1007/s101070100259](https://doi.org/10.1007/s101070100259).
- [Vas15] V. Vassilevska-Williams. Hardness of Easy Problems: Basing Hardness on Popular Conjectures such as the Strong Exponential Time Hypothesis (Invited Talk). In *10th International Symposium on Parameterized and Exact Computation (IPEC 2015)*, volume 43 of *Leibniz International Proceedings in Informatics (LIPIcs)*, pages 17–29. Schloss Dagstuhl–Leibniz-Zentrum fuer Informatik, 2015. doi:[10.4230/LIPIcs.IPEC.2015.17](https://doi.org/10.4230/LIPIcs.IPEC.2015.17).
- [Vas18] V. Vassilevska-Williams. On some fine-grained questions in algorithms and complexity. In *Proceedings of ICM*, 2018. To Appear. Available from: <http://people.csail.mit.edu/virgi/eccentri.pdf>.
- [Wil05] R. Williams. A new algorithm for optimal 2-constraint satisfaction and its implications. *Theoretical Computer Science*, 348(2):357–365, 2005. doi:[10.1016/j.tcs.2005.09.023](https://doi.org/10.1016/j.tcs.2005.09.023).