

Non-backtracking expansion of finite graphs

G. Timár,¹ R. A. da Costa,¹ S. N. Dorogovtsev,^{1,2} and J. F. F. Mendes¹

¹*Departamento de Física da Universidade de Aveiro & I3N,
Campus Universitário de Santiago, 3810-193 Aveiro, Portugal*

²*A. F. Ioffe Physico-Technical Institute, 194021 St. Petersburg, Russia*

Message passing equations yield a sharp percolation transition in finite graphs, as an artefact of the locally treelike approximation. For an arbitrary finite, connected, undirected graph we construct an infinite tree having the same local structural properties as this finite graph, when observed by a non-backtracking walker. Formally excluding the boundary, this infinite tree is a generalization of the Bethe lattice. We indicate an infinite, locally treelike, random network whose local structure is exactly given by this infinite tree. Message passing equations for various cooperative models on this construction are the same as for the original finite graph, but here they provide the exact solutions of the corresponding cooperative problems. These solutions are good approximations to observables for the models on the original graph when it is sufficiently large and not strongly correlated. We show how to express these solutions in the critical region in terms of the principal eigenvector components of the non-backtracking matrix. As representative examples we formulate the problems of the random and optimal destruction of a connected graph in terms of our construction, the non-backtracking expansion. We analyze the limitations and the accuracy of the message passing algorithms for different classes of networks and compare the complexity of the message passing calculations to direct numerical simulations. Notably, in a range of important cases, simulations turn out to be more efficient computationally than the message passing.

I. INTRODUCTION

The Bethe lattice is a valuable substrate, on top of which many cooperative models are solved exactly [1] and show critical behaviors with mean-field critical exponents and Gaussian critical fluctuations. A regular Bethe lattice is equivalent to an infinite random regular graph, which is locally treelike and has only infinite cycles (loops) and no boundary. This is in contrast with an infinite Cayley tree in which the boundary suppresses phase transitions, e.g., in the Ising model on a Cayley tree, finite or infinite, long-range order never emerges. The configuration model [2, 3] of a sparse uncorrelated network and its generalizations represent a heterogeneous version of the Bethe lattice. This basic model also provides exact solutions for percolation and other problems in infinite random networks [4].

Self-consistency equations for the probability of reaching a finite branch by following a link yield the solution of percolation problems for infinite locally treelike random networks [4]. Recently it was found in Ref. [5] that such self-consistency equations produce a good approximation of the percolation behavior of large but still finite, sparse graphs. This conclusion was supported by numerical simulations. The equations are written for a given graph from which a fraction $1 - p$ of links are removed. These self-consistency equations—termed message passing equations in the context of finite graphs—predict a sharp continuous phase transition for any finite graph, e.g., for the 4-clique (four interconnected nodes). In reality, a continuous phase transition is absent in finite systems. The same is true for transitions in other models produced by using the locally treelike approximation on finite graphs containing loops. In this paper, instead of describing a given finite system with some unknown accuracy, we address the issue of this useful approxima-

tion from a complementary perspective. Namely, if the message passing equations in principle cannot precisely describe physical models on finite graphs, then what do they describe? For each given finite graph, we construct a related infinite network for which these equations provide an exact description of the cooperative models. This infinite network is a generalization of the Bethe lattice with percolation properties that are described exactly by the message passing equations on the finite graph [5]. The closer the original finite graph is to this construction, the better the approximation provided by the message passing equations. We therefore give a physical interpretation of the solutions of these equations for percolation on a finite graph. We express these solutions in the critical region in terms of the principal eigenvector components of the non-backtracking matrix. As another example we consider the problem of optimal percolation [6, 7]. We show that using our network construction, an approximate algorithm for finding the so-called decycling number [8] can be formulated in simple terms of the principal eigenvector of the non-backtracking matrix. We introduce a way to quantify the accuracy of the message passing algorithm and indicate two classes of networks for which the approximation fails. We calculate the time complexity associated with message passing algorithms and show that in a wide range of important situations this method is less efficient than direct numerical simulations.

II. CONSTRUCTION

To build the *non-backtracking expansion* of an arbitrary finite, connected, undirected graph \mathcal{G} , we first construct the tree $\mathcal{T}_{i,\ell}$ in the following way. For any given node i of \mathcal{G} , $\mathcal{T}_{i,1}$ is a star graph consisting of a node la-

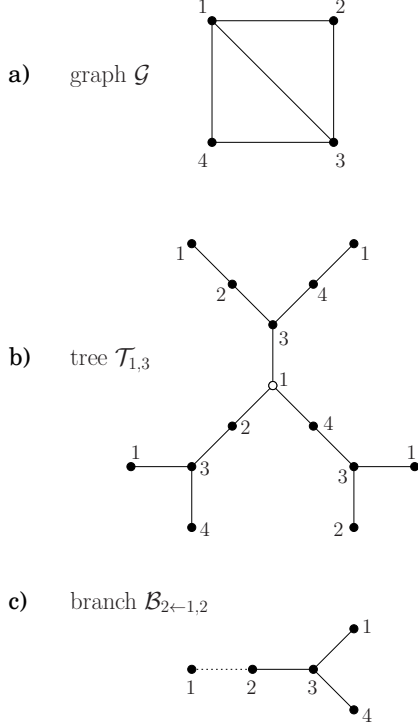


FIG. 1. Construction of (b) the tree $\mathcal{T}_{1,3}$ and (c) the branch $\mathcal{B}_{2\leftarrow 1,2}$ for an example graph (a). The root (starting node) in $\mathcal{T}_{1,3}$ is shown by an empty circle and the starting link in $\mathcal{B}_{2\leftarrow 1,2}$ is marked with a dashed line. V is the number of nodes in the network.

beled i in the center, and for any node j in \mathcal{G} for which a link $j \leftarrow i$ exists, we attach a node to the center node in $\mathcal{T}_{i,1}$ and label it j . For general $\ell > 1$ we define $\mathcal{T}_{i,\ell}$ in a recursive way. To any leaf labeled k in $\mathcal{T}_{i,\ell-1}$, we attach a node labeled l if and only if $B_{l \leftarrow k, k \leftarrow j} = 1$, where \mathbf{B} is the non-backtracking matrix of graph \mathcal{G} and j is the label of the parent node of leaf k in $\mathcal{T}_{i,\ell-1}$. The non-backtracking matrix [9] is defined as $B_{i \leftarrow j, k \leftarrow l} = \delta_{jk}(1 - \delta_{il})$, where i, j and k, l are end node pairs of links in the original graph. Note that both directions must be taken into account for each link. We see that the branches emanating from the root i in $\mathcal{T}_{i,\ell}$ correspond exactly to non-backtracking walks in the original graph \mathcal{G} starting from node i . In this construction the nodes of the resulting tree have only labels of the original finite graph, $i = 1, 2, \dots, N$, so different nodes in this tree can have the same labels. The same is true for nodes in each individual branch of the tree. Figure 1(b) explains $\mathcal{T}_{i,\ell}$ for the finite graph in Fig. 1(a). Taking the limit $\ell \rightarrow \infty$ and formally excluding the boundary, we obtain a structure in which all nodes of the same label i and all links of the same label $j \leftarrow i$ are topologically equivalent. This construction is a generalization of the Bethe lattice and we call it the non-backtracking expansion (NBE) of graph \mathcal{G} . It is a specific Bethe lattice preserving the local topology of connections of the graph \mathcal{G} . For example, the NBE of the

4-clique is simply a regular Bethe lattice of coordination number 3.

A more explicit definition of the NBE can be given using the “ m -cloned” network [10] of the given graph \mathcal{G} . This network is constructed as follows. Let the nodes of \mathcal{G} be labeled $i = 1, 2, \dots, N$. We make m replicas of all these nodes, still labelled $i = 1, 2, \dots, N$ within each of the m replicas. The mN nodes obtained in this way are the nodes of the m -cloned network \mathcal{N}_m defined as follows. Let \mathcal{N}_m be the network that is maximally random under the constraint that if and only if nodes i and j are connected in \mathcal{G} , then any of the m nodes labeled i in \mathcal{N}_m is connected to exactly one node labeled j (of, in total, m such nodes). In other words, make m copies of graph \mathcal{G} and consider all possible rewirings that preserve the labels of end nodes of all links, with equal statistical weights (uniform randomness). Figure 2 explains this construction for $m = 2$. Let us take the limit $m \rightarrow \infty$

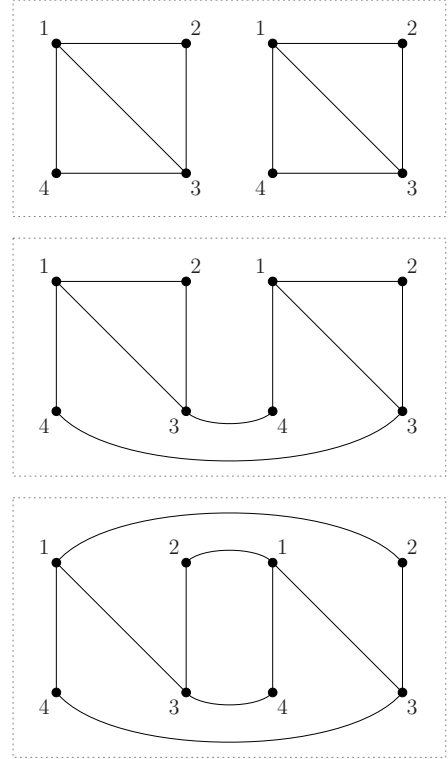


FIG. 2. Construction of network \mathcal{N}_2 for the finite graph in Fig. 1(a), according to Ref. [10]. Three of the members of the statistical ensemble of graphs constituting \mathcal{N}_2 are shown as examples.

and consider the infinite network $\mathcal{N}_{m \rightarrow \infty}$. This network is locally treelike: any finite neighborhood of any node i is given by the tree $\mathcal{T}_{i,\ell}$. All loops in this network are infinite, and all nodes of label i (and links of label $j \leftarrow i$) are topologically equivalent. The network $\mathcal{N}_{m \rightarrow \infty}$ gives exactly the NBE of graph \mathcal{G} .

To discuss the properties of the NBE it is helpful to define the branch $\mathcal{B}_{j \leftarrow i, \ell}$ as the tree that is recursively generated by the non-backtracking walks of length ℓ in

\mathcal{G} starting from the link $j \leftarrow i$, as shown in Fig. 1(c). Clearly, $\mathcal{T}_{i,\ell+1}$ consists of all branches $\mathcal{B}_{j \leftarrow i, \ell}$ (all j , for which there is a link $j \leftarrow i$ in graph \mathcal{G}).

III. PROPERTIES OF THE NON-BACKTRACKING EXPANSION

Let us consider properties of these constructions. Let $n_{l \leftarrow k, j \leftarrow i}(\ell)$ be the number of links of label $l \leftarrow k$ on the surface of $\mathcal{B}_{j \leftarrow i, \ell}$ (these are links from parent k on the surface of sphere $\ell - 1$ to child l on the surface of sphere ℓ). Let $n_{j \leftarrow i}(\ell)$ be the size (number of nodes) of the surface of $\mathcal{B}_{j \leftarrow i, \ell}$, so that $f_{l \leftarrow k, j \leftarrow i}(\ell) \equiv n_{l \leftarrow k, j \leftarrow i}(\ell)/n_{j \leftarrow i}(\ell)$ is the relative number of links of label $l \leftarrow k$ on the surface of $\mathcal{B}_{j \leftarrow i, \ell}$. Every link on the surface of $\mathcal{B}_{j \leftarrow i, \ell+1}$ must emanate from the end node of a link on the surface of $\mathcal{B}_{j \leftarrow i, \ell}$, so

$$n_{l \leftarrow k, j \leftarrow i}(\ell + 1) = \sum_{l' \leftarrow k'} n_{l' \leftarrow k', j \leftarrow i}(\ell) B_{l \leftarrow k, l' \leftarrow k'}, \quad (1)$$

that is

$$\begin{aligned} n_{j \leftarrow i}(\ell + 1) f_{l \leftarrow k, j \leftarrow i}(\ell + 1) \\ = n_{j \leftarrow i}(\ell) \sum_{l' \leftarrow k'} f_{l' \leftarrow k', j \leftarrow i}(\ell) B_{l \leftarrow k, l' \leftarrow k'}. \end{aligned} \quad (2)$$

Taking $\ell \rightarrow \infty$, the ratio $n_{j \leftarrow i}(\ell + 1)/n_{j \leftarrow i}(\ell)$ converges to an asymptotic mean branching \bar{b} and the numbers $f_{l \leftarrow k, j \leftarrow i}(\ell)$ must also converge to some asymptotic values $f_{l \leftarrow k, j \leftarrow i}^*$. For $\ell \rightarrow \infty$, therefore, we get

$$\bar{b} f_{l \leftarrow k, j \leftarrow i}^* = \sum_{l' \leftarrow k'} f_{l' \leftarrow k', j \leftarrow i}^* B_{l \leftarrow k, l' \leftarrow k'} \quad (3)$$

or, in vector form,

$$\bar{b} \mathbf{f}_{j \leftarrow i}^* = \mathbf{B} \mathbf{f}_{j \leftarrow i}^*. \quad (4)$$

Equation (4) is a right eigenvector equation for the non-backtracking matrix of the original graph \mathcal{G} . According to the Perron-Frobenius theorem [11], the non-backtracking matrix \mathbf{B} has exactly one strictly non-negative right eigenvector, and this is the eigenvector corresponding to the leading eigenvalue. All of the components of $\mathbf{f}_{j \leftarrow i}^*$ are, by definition, non-negative, therefore the mean branching \bar{b} is equal to the leading eigenvalue λ_1 of \mathbf{B} . We note that the leading eigenvalue and the corresponding right eigenvector are independent of the starting link $j \leftarrow i$, so we have the following general result. The asymptotic mean branching of $\mathcal{B}_{j \leftarrow i, \ell}$, for any $j \leftarrow i$, is given by the leading eigenvalue λ_1 of the non-backtracking matrix of graph \mathcal{G} . From the construction of $\mathcal{T}_{i, \ell}$, it is clear that $\mathcal{T}_{i, \ell}$ must also have the same asymptotic mean branching for any root i . The asymptotic relative number of links $l \leftarrow k$ on the surface of $\mathcal{B}_{j \leftarrow i, \ell}$ (or $\mathcal{T}_{i, \ell}$) are given by the components of the principal right eigenvector $\mathbf{v}^{(\lambda_1)}$ of \mathbf{B} . These asymptotic

relative numbers are, again, independent of the starting link (or node).

Now we can find the asymptotic relative number g_i of nodes of label i on the surface (of either $\mathcal{B}_{r' \leftarrow r, \ell}$ or $\mathcal{T}_{r, \ell}$, independent of the starting link $r' \leftarrow r$ or root r):

$$g_i = \frac{\sum_{j \in \partial i} v_{i \leftarrow j}^{(\lambda_1)}}{\sum_{k=1}^N \sum_{j \in \partial k} v_{k \leftarrow j}^{(\lambda_1)}}, \quad (5)$$

where ∂i denotes the set of nearest neighbors of node i in graph \mathcal{G} . The asymptotic relative number of nodes i must also be the same on the layer just beneath the surface, and each node in this layer must be the starting node of a link on the surface, so we can also write

$$g_i = \frac{\frac{1}{q_i - 1} \sum_{j \in \partial i} v_{j \leftarrow i}^{(\lambda_1)}}{\sum_{k=1}^N \left(\frac{1}{q_k - 1} \sum_{j \in \partial k} v_{j \leftarrow k}^{(\lambda_1)} \right)}, \quad (6)$$

where q_i is the degree of nodes i . Equations (5) and (6) give a general relationship between the components of the eigenvector $\mathbf{v}^{(\lambda_1)}$. Note that g_i is the asymptotic probability to find a non-backtracking random walker at node i after an infinitely long walk. This quantity coincides with the non-backtracking centrality of [12].

Let us return to $n_{j \leftarrow i}(\ell)$, the size of the surface of $\mathcal{B}_{j \leftarrow i, \ell}$. Let $n(\ell) \equiv \sum_{j \leftarrow i} n_{j \leftarrow i}(\ell)$ be the sum of the sizes of all such surfaces, and $h_{j \leftarrow i}(\ell) \equiv n_{j \leftarrow i}(\ell)/n(\ell)$ be the relative size of the surface of $\mathcal{B}_{j \leftarrow i, \ell}$. Then

$$n_{j \leftarrow i}(\ell + 1) = \sum_{l \leftarrow k} n_{l \leftarrow k}(\ell) B_{l \leftarrow k, j \leftarrow i} \quad (7)$$

or

$$n(\ell + 1) h_{j \leftarrow i}(\ell + 1) = n(\ell) \sum_{l \leftarrow k} h_{l \leftarrow k}(\ell) B_{l \leftarrow k, j \leftarrow i}. \quad (8)$$

In the limit $\ell \rightarrow \infty$, the ratio $n(\ell + 1)/n(\ell)$ converges to the asymptotic mean branching \bar{b} and the numbers $h_{j \leftarrow i}(\ell)$ must also converge to some asymptotic values $h_{j \leftarrow i}^*$. We can write

$$\bar{b} h_{j \leftarrow i}^* = \sum_{l \leftarrow k} h_{l \leftarrow k}^* B_{l \leftarrow k, j \leftarrow i} \quad (9)$$

or, in vector form,

$$\bar{b} \mathbf{h}^* = \mathbf{h}^* \mathbf{B}, \quad (10)$$

which is just a left eigenvector equation for \mathbf{B} . The same reasoning applies as before, so \bar{b} is equal to the leading eigenvalue of \mathbf{B} , λ_1 . The vector \mathbf{h}^* is equal to the corresponding left eigenvector $\mathbf{w}^{(\lambda_1)}$. Then the asymptotic relative sizes of the surfaces of $\mathcal{B}_{j \leftarrow i, \ell}$ are given by the components of $\mathbf{w}^{(\lambda_1)}$. We express the asymptotic relative sizes s_i of the surfaces of $\mathcal{T}_{i, \ell}$ in terms of these components:

$$s_i = \frac{\sum_{j \in \partial i} w_{j \leftarrow i}^{(\lambda_1)}}{\sum_{k=1}^N \sum_{j \in \partial k} w_{j \leftarrow k}^{(\lambda_1)}}. \quad (11)$$

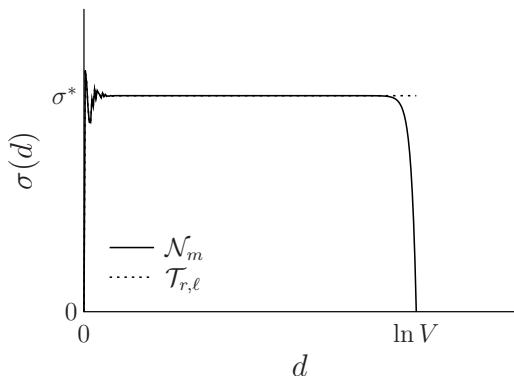


FIG. 3. Dispersion of the relative number of node labels within a distance d of an arbitrarily chosen node in the non-backtracking expansion \mathcal{N}_m and the tree $\mathcal{T}_{r,\ell}$. The number of nodes in both \mathcal{N}_m and $\mathcal{T}_{r,\ell}$ is denoted by V .

From the symmetric relationship between the left and right eigenvectors we see that $w_{j \leftarrow i}^{(\lambda_1)} = v_{i \leftarrow j}^{(\lambda_1)}$, therefore

$$s_i = g_i. \quad (12)$$

Thus the asymptotic relative size of the surface of $\mathcal{T}_{i,\ell}$ is equal to the asymptotic relative number of nodes of label i on the surface of any $\mathcal{T}_{r,\ell}$ independently of r . This quantity is expressed in terms of the components of the principal (left or right) eigenvector of the non-backtracking matrix of the original graph \mathcal{G} .

It is clear from the above constructions that for an arbitrary graph \mathcal{G} , the interior of the infinite network $\mathcal{N}_{m \rightarrow \infty}$ is given exactly by $\mathcal{T}_{r,\ell \rightarrow \infty}$, independently of r . Note, however, that the distribution of the numbers of nodes of different labels in $\mathcal{T}_{r,\ell \rightarrow \infty}$ is given by Eq. (5), while the same distribution for $\mathcal{N}_{m \rightarrow \infty}$ is uniform—we made the same m number of copies of every node. This discrepancy is reconciled by the presence of infinite loops: nodes in the infinite network $\mathcal{N}_{m \rightarrow \infty}$ are “matched up” at infinity to provide the overall uniform distribution of node labels. It is informative to consider the dispersion $\sigma(d)$ of the relative number of node labels within a distance d of an arbitrarily chosen starting node in both $\mathcal{T}_{r,\ell}$ and \mathcal{N}_m . Suppose that ℓ and m are such that the number of nodes in both $\mathcal{T}_{r,\ell}$ and \mathcal{N}_m is V and that V is large. The dispersion $\sigma(d)$ in both cases will converge to

$$\sigma^* = \langle g^2 \rangle - \langle g \rangle^2 \quad (13)$$

but will go to zero for \mathcal{N}_m as d approaches $\ln V$, while it remains the same for any d in the case of $\mathcal{T}_{r,\ell}$. Here the variables g are the asymptotic values given by Eq. (5). Figure 3 qualitatively illustrates this behavior.

IV. EXAMPLE PROBLEMS

We now consider the problem of approximating percolation on finite graphs. The critical singularity in per-

colation occurs only in infinite networks where the giant connected component can be strictly defined. In a large though finite random graph a so-called scaling window, in which the behavior of the largest connected cluster noticeably deviates from the singular behavior of the giant connected component, is narrow. In a recent work Karrer et al. [5] considered this problem of “approximate” percolation on a finite graph by solving self-consistency equations for the probabilities of reaching finite clusters by following a link in a given direction. Such self-consistency equations provide an exact solution for percolation in infinite locally treelike random networks, and in finite graphs they give an approximation to the behavior of the largest connected cluster. The larger and more “locally treelike” the finite graph is, the better this approximation is expected to be. For an arbitrary connected finite graph the “approximate critical point” is given by the inverse of the leading eigenvalue of the non-backtracking matrix of the graph. It was shown in Ref. [13] that for infinite graphs, this is a tight lower bound on the exact percolation threshold. The question arises: more than treating it purely as an approximation, what is the exact meaning of the solutions of self-consistency equations on a finite graph? The results of Ref. [5] rely on solving the following set of basic equations:

$$H_{i \leftarrow j}(x) = 1 - p + px \prod_{k \in \partial j \setminus i} H_{j \leftarrow k}(x), \quad (14)$$

where $H_{i \leftarrow j}(x)$ is the probability generating function for the distribution of the sizes of finite clusters reachable by following links $i \leftarrow j$ from i to j . (In the context of finite graphs, the meaning of finite clusters is: not the largest cluster.) Here $\partial j \setminus i$ denotes the set of the nearest neighbors of node j excluding node i . Clearly, in finite graphs, these equations do not hold exactly, but may be approximately correct if the graph in question is large and sparse. In our non-backtracking expansion (the network $\mathcal{N}_{m \rightarrow \infty}$), however, Eqs. (14) hold exactly and by solving them, we actually obtain the exact percolation results for $\mathcal{N}_{m \rightarrow \infty}$. In Ref. [5] it is shown that the value of p , at which a non-trivial solution to Eqs. (14) appears, is given by the inverse of the leading eigenvalue of the non-backtracking matrix of the given graph. This coincides with our result that the mean branching of the network $\mathcal{N}_{m \rightarrow \infty}$ is also given by the leading eigenvalue of the non-backtracking matrix. The inverse of this value is a true critical point in our non-backtracking expansion. The order parameter is the relative size of the giant connected component, and is given by

$$S = \frac{1}{N} \sum_i \left(1 - \prod_{j \in \partial i} H_{i \leftarrow j}(1) \right), \quad (15)$$

where $H_{i \leftarrow j}(1)$ are the solutions of Eq.(14) at $x = 1$, for a given value of p . The degree distribution of any NBE coincides with the degree distribution of the original finite graph, therefore it necessarily has a cutoff—the

maximum degree in the original graph. Consequently the order parameter exponent $\beta = 1$, $S \cong \Omega(p - p_c)^\beta$, for the NBE of any finite graph.

We express the slope Ω of the order parameter at p_c in terms of the components of the principal eigenvector of the non-backtracking matrix which naturally emerges when linearizing Eq. (14). We cannot do this directly, unlike, e.g., in Refs. [14, 15], since the non-backtracking matrix is not symmetric, and so the full set of its eigenvectors does not form an orthogonal basis. To surpass this difficulty, we introduce a new symmetric matrix

$$\mathbf{M} = \mathbf{A} - \lambda_1^{-1}(\mathbf{D} - \mathbf{I}), \quad (16)$$

where λ_1 is the leading eigenvalue of the non-backtracking matrix and matrices \mathbf{A} , \mathbf{D} and \mathbf{I} are the adjacency matrix, the degree matrix ($D_{ij} = q_i \delta_{ij}$) and the identity matrix, respectively. Its eigenvectors already constitute a complete orthogonal basis. The leading eigenvalue of the non-backtracking matrix, λ_1 , is also an eigenvalue of \mathbf{M} , and the corresponding eigenvector components can be expressed in terms of the components of the principal eigenvector of the non-backtracking matrix. These useful properties of matrix \mathbf{M} enable us to calculate the slope of the order parameter at $p_c = \lambda_1^{-1}$, (see Appendix for details of the derivation)

$$\Omega \cong \frac{\lambda_1 \left(\sum_i \sum_{j \in \partial_i} v_{i \leftarrow j}^{(\lambda_1)} \right) \sum_i (q_i - 1 - \lambda_1^2) \left(\sum_{j \in \partial_i} v_{i \leftarrow j}^{(\lambda_1)} \right)^2}{N \sum_i \left(\sum_{j \in \partial_i} v_{i \leftarrow j}^{(\lambda_1)} \right) \sum_{j \in \partial_i} \left(\sum_{k, k' > k \in \partial_j \setminus i} v_{i \leftarrow k}^{(\lambda_1)} v_{i \leftarrow k'}^{(\lambda_1)} - \lambda_1 \sum_{k, k' > k \in \partial_j \setminus i} v_{j \leftarrow k}^{(\lambda_1)} v_{j \leftarrow k'}^{(\lambda_1)} \right)}. \quad (17)$$

Figure 4 compares the slopes of the order parameter $S(p)$ calculated in the critical region solving Eq. (15) for the 4-clique, an Erdős-Rényi random graph and three real networks with the slopes found by using formula (17). Note the perfect agreement at p_c . The curves in Figure 4(b) also reveal the sizes of the regions in which the relation $S \cong \Omega(p - p_c)$ is applicable for these networks.

The slope of the order parameter may also be obtained using a different method, that does not rely on symmetric matrices. This alternative method uses the fact that for any diagonalizable matrix, the complex conjugate of any left eigenvector corresponding to one eigenvalue is orthogonal to all right eigenvectors corresponding to a different eigenvalue (and vice versa, the conjugate of any right eigenvector corresponding to one eigenvalue is orthogonal to all left eigenvectors corresponding to a different eigenvalue). This method yields a simpler expression for the slope, (see Appendix for details of the derivation)

$$\Omega = \frac{\lambda_1^2 \left(\sum_{i \leftarrow j} v_{i \leftarrow j}^{\lambda_1} \right) \left(\sum_{i \leftarrow j} v_{j \leftarrow i}^{\lambda_1} v_{i \leftarrow j}^{\lambda_1} \right)}{N \sum_{i \leftarrow j} v_{j \leftarrow i}^{\lambda_1} \sum_{k, k' > k \in \mathcal{N}_j \setminus i} v_{j \leftarrow k}^{\lambda_1} v_{j \leftarrow k'}^{\lambda_1}}. \quad (18)$$

Both approaches have their respective merit and they provide equivalent expressions for the slope of the order parameter, Eq. (17) and Eq. (18). The first method introduces a new symmetric matrix, which may be useful for various problems on undirected graphs, where the underlying matrix—the adjacency matrix—is symmetric. The second approach requires only that the relevant matrix be diagonalizable, therefore it may be used to treat a wide range of problems in non-symmetric systems, e.g., percolation on directed networks. A detailed discussion of these issues will be presented elsewhere.

The above methods can be applied to the general class of problems defined by the set of message passing equa-

tions

$$a_{i \leftarrow j} = F_{i \leftarrow j}(p, \{a_{j \leftarrow k} : k \in \partial j \setminus i\}), \quad (19)$$

with the condition that

$$\left. \frac{\partial F_{i \leftarrow j}}{\partial a_{j \leftarrow k}} \right|_{p=p_c} = c, \quad (20)$$

where c is a constant, independent of $i \leftarrow j$ and $j \leftarrow k$. For any such model the solutions $a_{i \leftarrow j}$ of Eq. (19) and the order parameter S near p_c can be calculated using our schemes (see Appendix).

As another example of the application of our results, we consider an algorithm approximating optimal percolation, suggested in Ref. [6]. It was shown that an efficient way of destroying a network (removing the least number of nodes in order to disconnect the giant component) is by sequentially removing nodes according to their Collective Influence $CI_\ell(i)$. This characteristic of node i is defined as

$$CI_\ell(i) = (q_i - 1) \sum_{j \in \partial \text{Ball}(i, \ell)} (q_j - 1), \quad (21)$$

where q_i is the degree of node i and $\partial \text{Ball}(i, \ell)$ is the set of the nodes that are at a distance ℓ from node i . In this algorithm, ℓ must be large but smaller than the diameter of the graph under consideration. Let us consider the same problem on the non-backtracking expansion of a finite graph. We see that in this case the collective influences $CI_\ell(i)$ —taking $\ell \rightarrow \infty$ —are just the asymptotic relative sizes of the surfaces of $\mathcal{T}_{i, \ell}$, multiplied by $q_i - 1$. We have already expressed these relative sizes in terms of the components of the principal eigenvector of the non-backtracking matrix of the original graph, see Eq. (12). If a finite graph under consideration is large and has no

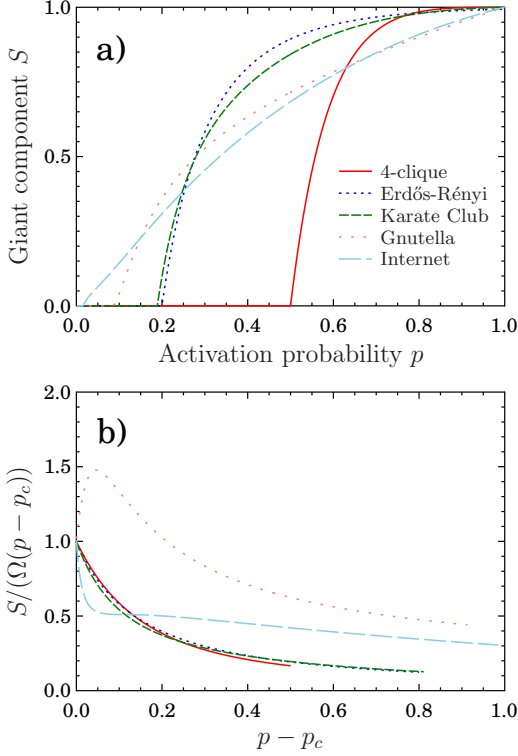


FIG. 4. (Color online) (a) The order parameter S as a function of p , computed using Eq. (15), for the 4-clique, an Erdős-Rényi graph, the Zachary Karate Club network [16], a subgraph of the Gnutella peer-to-peer file sharing network [17] and a snapshot of the Internet at the autonomous systems level [18]. (b) Normalized slopes of the same example networks, obtained using Eq. (17) (or Eq. (18)). All normalized slopes go to 1 at $p = p_c$.

short loops, we can assume that using our expression is a good approximation to the optimal way of disconnecting the graph. An improvement on the collective influence method is suggested in Ref. [7]. It was shown empirically that better attack performance can be achieved by sequentially removing nodes according to the following centrality measure (Collective Influence Propagation)

$$CI_p(i) = \sum_{j \in \partial i} w_{i \leftarrow j}^{(\lambda_1)} v_{i \leftarrow j}^{(\lambda_1)} + w_{j \leftarrow i}^{(\lambda_1)} v_{j \leftarrow i}^{(\lambda_1)}, \quad (22)$$

where $w_{i \leftarrow j}^{(\lambda_1)}$ and $v_{i \leftarrow j}^{(\lambda_1)}$ are the components of the principal left and right eigenvectors of the non-backtracking matrix, respectively. It was also shown in [7] analytically that removing a node according to Eq. (22) results in the biggest decrease of λ_1 , the leading eigenvalue of the non-backtracking matrix, i.e., the mean branching of the corresponding NBE. Thus, this method produces “step-wise optimal” percolation. From the result $w_{j \leftarrow i}^{(\lambda_1)} = v_{i \leftarrow j}^{(\lambda_1)}$ we see that using the centrality index of Eq. (22) is actually equivalent to using

$$CI_p(i) = \sum_{j \in \partial i} w_{i \leftarrow j}^{(\lambda_1)} v_{i \leftarrow j}^{(\lambda_1)} = \sum_{j \in \partial i} v_{i \leftarrow j}^{(\lambda_1)} v_{j \leftarrow i}^{(\lambda_1)}. \quad (23)$$

Considering the non-backtracking expansion we can give a physical interpretation of the product $w_{i \leftarrow j}^{(\lambda_1)} v_{i \leftarrow j}^{(\lambda_1)}$. This is the relative number of infinite paths in the NBE passing through a link $i \leftarrow j$ (or link $j \leftarrow i$). The relative number of infinite paths arriving at a link $i \leftarrow j$ is given by $v_{i \leftarrow j}^{(\lambda_1)}$ and the relative number of infinite paths starting from a link $i \leftarrow j$ is given by $w_{i \leftarrow j}^{(\lambda_1)}$ (see Section III).

Summing the product $w_{i \leftarrow j}^{(\lambda_1)} v_{i \leftarrow j}^{(\lambda_1)}$ over all neighbors j of node i , we get the relative number of infinite paths in the NBE passing through a node i , which is exactly the CI_p centrality index. One can consider the “step-wise optimal” removal of edges instead of nodes. For this problem, the expression (23) should be replaced by the following edge centrality measure:

$$CI_e(ij) = w_{i \leftarrow j}^{(\lambda_1)} v_{i \leftarrow j}^{(\lambda_1)} = v_{i \leftarrow j}^{(\lambda_1)} v_{j \leftarrow i}^{(\lambda_1)} \quad (24)$$

for edge ij . Note that in the recent work [19] a method for finding the decycling number of graphs was presented, outperforming all previous approaches to optimal percolation.

V. ACCURACY AND LIMITATIONS OF THE MESSAGE PASSING APPROACH

We have shown that when we are using message passing equations to approximately solve any given problem on a finite graph, we are actually solving the problem exactly on the non-backtracking expansion of the given finite graph. At present there is no theory available to determine how good this approximation is in the general case. We now briefly discuss the accuracy of this approximation, through the example of random percolation, and how well it may be expected to work in certain situations.

Note that although we defined the NBE for finite graphs, it may also be defined for infinite networks as a limit of finite networks. From Refs. [5] and [13] we know that for infinite networks the critical point (for percolation) of the NBE is a lower bound on that of the original network. An even stronger statement is also true: the relative size of the giant component in the NBE is an upper bound on that of the original network (for any link activation probability p). This is easily seen considering the following. The solutions $H_{i \leftarrow j}(1)$ of Eq. (14) are a lower bound on the actual probabilities of reaching a finite cluster when following link $i \leftarrow j$ in the direction of j , due to the presence of loops in the original network (see [5]). According to Eq. (15), therefore, the order parameter of the NBE is an upper bound on that of the original network. With this result in mind we can quantify the *badness* R of the NBE approximation as

$$R = \frac{\int_0^1 |S_{NBE}(p) - S(p)| dp}{\int_0^1 S(p) dp}, \quad (25)$$

where $S(p)$ is the order parameter of the original network and $S_{NBE}(p)$ is the order parameter of the corresponding

Network	N	$\langle q \rangle$	R
Random regular ^a	10^9	4	0.00103
Square lattice ^a	10^5	4	0.19752
Communities ^a	10^5	4	0.31575
Roads ^b	1965206	2.82	0.47778
Amazon ^b	334836	5.53	0.08517
C. elegans full ^c	448	21.17	0.02765
C. elegans pharynx ^c	51	9.22	0.01745
C. elegans main body ^c	397	22.69	0.00380
Erdős-Rényi ^a	10^5	5	0.00064
Gnutella ^b	62586	4.73	0.00037
Internet ^d	22963	4.22	0.00071

^a Computer generated.

^b Downloaded from: <http://snap.stanford.edu/data/>.

^c Downloaded from: <http://www.wormatlas.org/>.

^d Downloaded from:
<http://www-personal.umich.edu/~mejn/netdata/>.

TABLE I. Size (number of nodes), mean degree and the badness value R (defined in Eq. (25)) for the networks considered in this section.

NBE, for given link activation probability p . For infinite networks the absolute value in Eq. (25) is not necessary, as $S_{NBE}(p) - S(p) > 0$ for any p in this case. For finite graphs, however, $S_{NBE}(p) - S(p) < 0$ for $p < p_{c,NBE}$, where $p_{c,NBE}$ is the critical point of the NBE and $S(p)$ is the relative size of the largest component. Therefore the absolute value in Eq. (25) is required to make this a universally applicable, meaningful measure of the badness of the approximation. For uncorrelated random networks the NBE coincides with the network itself (in the infinite size limit), therefore $R = 0$.

We now consider two representative examples of networks, having the same NBE, where the approximation fails: a two dimensional square lattice and a synthetic modular network given by the following construction. Consider n subnetworks, each of which is a random regular network of m nodes and degree 4. In each of the subnetworks, let us remove 2 randomly selected links, leaving 4 nodes with degree 3. Then, let us connect these affected nodes to similar affected nodes in other subnetworks randomly, restoring the uniform degree 4 for every node in the network. In the limit $n, m \rightarrow \infty$ this network has no finite loops and has modularity $Q = 1$. The corresponding NBE is exactly the same as the one for a two dimensional square lattice. This NBE also coincides with that of a 5-clique, it is a random regular network of degree 4. The above examples are particularly badly approximated by the NBE as can be seen in Fig. 5 (a).

These two examples represent two classes of networks that are not well approximated by the NBE: low dimensional networks and highly modular networks. Low dimensional networks have many short loops, therefore are essentially non-treelike. A modification of the original message passing method has been suggested in [22] to deal with clustering and in [23] for networks with loopy motifs. Low dimensionality, however, implies many intertwined loops of many different sizes, which appears to be a significant factor in rendering such systems untreat-

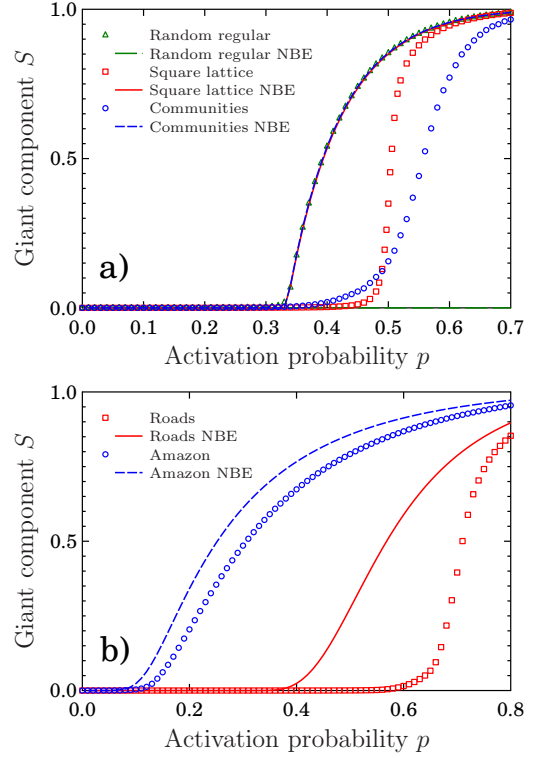


FIG. 5. (Color online) Simulation results and message passing solutions for the size of the giant connected component; examples of networks badly approximated by the non-backtracking expansion. (a) Synthetic networks: a two dimensional square lattice, and a model network of maximal modularity $Q = 1$. (b) Real-world networks: the road network of California [20], and an Amazon co-purchase network [21]. In all cases the simulation results differ significantly from the message passing solutions. See Table I for details.

able by the locally treelike approximation. Interestingly, even if there are no finite loops in the network, the NBE may still be a bad approximation if the modularity is very high (see the model modular network “Communities” in Fig. 5 (a)). A message passing method for modular networks is suggested in [24], however, to use it, one needs to know the modular structure of the network a priori. The problem is, that there is no unique definition of modularity in networks. Also, finding the community structure of a network—using any meaningful definition of modularity—typically leads to NP-hard decision problems [25]. In Fig. 5 (b) we present real-world examples of the two classes of networks discussed above, a planar network (road network of California [20]) and a modular network (Amazon co-purchase network [21]). The respective badness values are shown in Table I.

An instructive example that simultaneously demonstrates the pitfalls and the remarkable power of this approximation is the neural network of the roundworm *Caenorhabditis elegans* (C. elegans) [26]. We investigated the hermaphrodite C. elegans, combining both chemical and electrical synapses and removing multiple links and self-loops. This neural network contains two

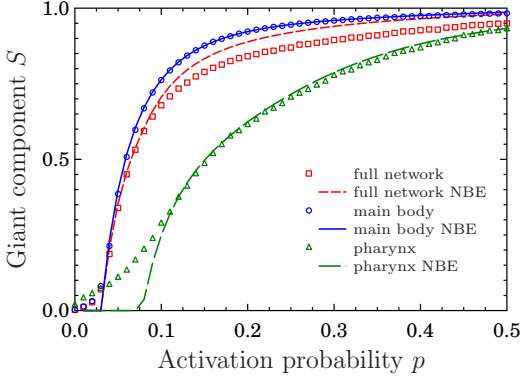


FIG. 6. (Color online) Simulation results and message passing solutions for the size of the giant connected component for the neural network of *C. elegans* [26]. The full neural network consists of two well-defined modules: the main body and the pharynx. The message passing equations are a bad approximation for the network as a whole, but a surprisingly good one for the modules separately. (Note the very small size, $N = 51$, of the pharynx network!)

obvious communities: the pharynx and the main body of the roundworm. The two communities are separated by only 2 links, hence the obvious modular structure of the network. Fig. 6 shows percolation simulation results and the corresponding message passing solutions for the whole network and also for the two subnetworks (obtained by cutting the 2 links separating the modules). The NBE approximation is not particularly good when the whole network is considered, but is remarkably accurate for the two subnetworks. These subnetworks are very small, and have high clustering coefficients ($C = 0.47$ for the pharynx and $C = 0.26$ for the main body), implying that modularity is a much more important factor in determining the accuracy of the approximation.

Figure 7 shows “less correlated” networks—also studied in [5]—where the badness values of the approximation are very close to 0 (see Table I). These networks are small worlds, i.e., infinite-dimensional, and have low modularities. We showed above that low dimensionality and high modularity are two attributes that cause the approximation to fail. Modular networks are ubiquitous in nature, therefore such excellent agreement as in Fig. 7 (or Ref. [5]) may not actually be a very common case.

Finally, we discuss another serious limitation of the NBE approximation, its time complexity. A significant advantage of using message passing equations as opposed to doing simulations is that, supposedly, the computational time required to find the solutions is much less than the time involved in doing the actual simulations and averaging over many realizations. This is not always true, however. The number of operations required in the NBE approximation (i.e., when solving the message passing equations by iterations) is $T_{NBE} \sim n_{conv} L \langle q^2 \rangle / \langle q \rangle$. Here, the number of iterations to convergence is denoted

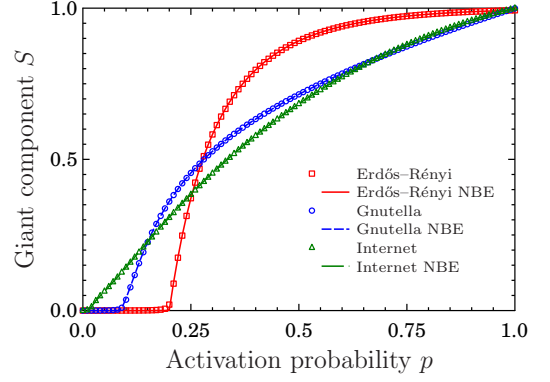


FIG. 7. (Color online) Simulation results and message passing solutions for networks where the non-backtracking expansion gives an excellent approximation: an Erdős-Rényi network, a subgraph of the Gnutella peer-to-peer file sharing network [17], and a snapshot of the Internet at the level of autonomous systems [18]. The simulation results practically coincide with the message passing curves.

by n_{conv} . Assuming n_{conv} to be at least proportional to the diameter of the network, it must grow at least logarithmically with the system size. The behavior of the quantities $\langle q^2 \rangle$ and $\langle q \rangle$ depends very strongly on the degree distribution. For rapidly decaying and scale-free distributions the overall time complexity of the NBE approximation is given by

$$T_{NBE} = \begin{cases} \sim N \ln N & \text{rapidly decaying,} \\ \sim N^{\frac{2}{\gamma-1}} \ln N & \text{scale-free } (1 < \gamma < 3). \end{cases} \quad (26)$$

As can be seen from Eq. (26), for large scale-free networks with low degree distribution exponents the message passing method proves to be completely intractable. Let us compare these results with the time complexity of doing actual simulations.

Say we want to determine the size of the “giant” percolating cluster in a large graph to a given accuracy (given standard error). The quantity we’re interested in is an average over n samples, $S = \langle s \rangle$, where s is a binary quantity ($s = 1$ or $s = 0$) indicating whether a given node of the graph is in the giant component or not. The standard error of the estimate for S is simply σ / \sqrt{n} , where σ is the standard deviation of s . Therefore, for a given desired error in S the number of node samples needed is independent of the system size. To determine whether a node belongs to the giant component, we must explore the neighborhood of this node (e.g., using a simple breadth first search) up to a distance $l \gg l^*$, where l^* is the typical size of a finite cluster. The typical cluster size depends on the distance from the critical point, but not the system size. Considering the above, we arrive at the following conclusion. At a given distance from the critical point, for a given desired accuracy, the order parameter can be determined using simulations in constant time for any network architecture. This is in strong contrast with the message passing approach, where the accuracy is unknown and the time complexity signifi-

cantly higher. While the message passing method may be faster in certain small networks, it is always inferior to simple simulations for large enough networks.

VI. DISCUSSION AND EXTENSIONS

Message passing equations often provide a good approximation to the behavior of interacting models on large sparse networks. In this paper, for any finite graph, we have presented a network construction for which the message passing equations are exact, thereby giving a physical interpretation of this approximation. For a wide range of problems, represented by message passing equations, we showed how to express the solutions near the critical point in terms of the principal eigenvector components of the non-backtracking matrix.

It is well established that this approximation should work well for infinite-dimensional (small-world) networks which are sparse and have no strong degree-degree correlations. It is not clear how well it should work for networks of low dimensionality, many loops and correlations. We introduced a way of quantifying the accuracy of the approximation and we elaborated on two distinct classes of networks where this approach fails: low dimensional and highly modular networks. As real-world examples of these cases we considered the road network of California and an Amazon co-purchase network, where the message passing equations, indeed, proved a bad approximation.

Message passing methods based on the locally treelike approximation have a wide range of applicability and, in some cases, provide good results. However, as we have shown, for increasingly large systems these methods have a high computational cost compared with simple simulations. Also, while one can always find an estimate of

the error associated with simulations in a straightforward way, the accuracy of message passing methods is entirely unknown.

All the results of this paper apply also to weighted graphs. In this case one must work with a weighted non-backtracking matrix, obtained by multiplying each row of the unweighted non-backtracking matrix by the weight of the corresponding link. Using this modified matrix, the critical point and the solutions near the critical point are determined identically to the unweighted case.

The network construction presented here may be generalized straightforwardly to directed graphs. The directed percolation critical point is still given by the inverse of the leading eigenvalue of the non-backtracking matrix. Solutions near the critical point can be found using the method we introduced for non-symmetric systems (see Method 2 in Appendix).

The non-backtracking expansion can be generalized to various percolation problems for interdependent and multiplex networks [27–33]. In the case of multiplex networks, the only difference from single layer (simplex) networks is that the resulting infinite network (the NBE) will consist of links of different colors, corresponding to links of different layers. The message passing equations written for any given model on finite multiplex networks [28] will be exact in the corresponding NBE, just as in simplex networks. A number of percolation problems on multiplex and interdependent networks exhibit discontinuous transitions. In order to retain the interesting physics in these systems, one has to account for the non-linear terms in the basic equations [31]. Finding the analytical solutions similar to our Eqs. (17) and (18) at discontinuous transitions in multiplex networks is an interesting challenge for the future.

This work was supported by the FET proactive IP project MULTIPLEX 317532.

APPENDIX: FINDING SOLUTIONS NEAR p_c

We stated that in the class of physical problems on undirected networks defined by Eqs. (19) and (20) the solution near p_c can be expressed in terms of the components of the principal eigenvector of the non-backtracking matrix. Here we derive this expression in the particular case of the message passing equations (14) for percolation.

We expand the message passing equations, Eq. (14), as

$$a_{i \leftarrow j} = p \left(\sum_{k \in \partial j \setminus i} a_{j \leftarrow k} - \sum_{k, k' > k \in \partial j \setminus i} a_{j \leftarrow k} a_{j \leftarrow k'} + \dots \right), \quad (\text{A1})$$

where $a_{i \leftarrow j} = 1 - H_{i \leftarrow j}(1)$. The set of eigenvectors of the non-backtracking matrix, $\mathbf{v}^{(\lambda)}$, forms a complete basis enabling us to express the vector $\mathbf{a} = \{a_{i \leftarrow j}\}$ as a linear combination of the eigenvectors

$$\mathbf{a} = \sum_{\lambda} C_{\lambda} \mathbf{v}^{(\lambda)}. \quad (\text{A2})$$

Notice that both \mathbf{a} and the coefficients C_{λ} vary with p , approaching 0 when $\delta = p - p_c \rightarrow 0$. Replacing $a_{i \leftarrow j}$ with

$\sum_{\lambda} C_{\lambda} v_{i \leftarrow j}^{(\lambda)}$ in Eq. (A1), we obtain the equation

$$\sum_{\lambda} C_{\lambda} v_{i \leftarrow j}^{(\lambda)} (p\lambda - 1) = p \sum_{\lambda, \lambda'} C_{\lambda} C_{\lambda'} \sum_{k, k' > k \in \partial j \setminus i} v_{j \leftarrow k}^{(\lambda)} v_{j \leftarrow k'}^{(\lambda')} + \dots, \quad (\text{A3})$$

where we used the identity

$$\sum_{k \in \partial j \setminus i} v_{j \leftarrow k}^{(\lambda)} = \lambda v_{i \leftarrow j}^{(\lambda)},$$

since $\mathbf{v}^{(\lambda)}$ is the eigenvector of the non-backtracking matrix with eigenvalue λ . Since all C_{λ} approach 0 as $\delta \rightarrow 0$, Eq. (A3) implies that there is an eigenvalue $\lambda_1 = 1/p_c$, such that $C_{\lambda_1} = O(\delta)$, and that for $\lambda \neq \lambda_1$ the coefficients C_{λ} approach 0 as δ^2 or faster. Furthermore, by the Perron-Frobenius theorem if all components of $\mathbf{v}^{(\lambda_1)}$ are non-negative, then the eigenvalue λ_1 is positive real and has the largest absolute value (hence, the subscript 1). In this way we find that at small δ

$$a_{i \leftarrow j} \cong C_{\lambda_1} v_{i \leftarrow j}^{(\lambda_1)}, \quad (\text{A4})$$

where $v_{i \leftarrow j}^{(\lambda_1)}$ are the components of the principal eigenvector of the non-backtracking matrix. From this point onwards one may use two different approaches. *Method 1* introduces an auxiliary symmetric matrix, to proceed with the derivation in the standard way. *Method 2* exploits a useful property of the left and right eigenvectors of diagonalizable matrices, resulting in a much shorter derivation and a more compact final result.

Method 1

Let us consider the following sums, over the set of nearest neighbors ∂i of node i

$$b_{i \leftarrow} = \sum_{j \in \partial i} a_{i \leftarrow j} \quad \text{and} \quad b_{\leftarrow i} = \sum_{j \in \partial i} a_{j \leftarrow i}. \quad (\text{A5})$$

We sum both sides of Eq. (A1):

$$\begin{aligned} b_{i \leftarrow} &= p \left(\sum_{j \in \partial i} b_{j \leftarrow} - b_{\leftarrow i} - \sum_{j \in \partial i} \sum_{k, k' > k \in \mathcal{N}_j \setminus i} a_{j \leftarrow k} a_{j \leftarrow k'} + \dots \right), \\ b_{\leftarrow i} &= p \left((q_i - 1) b_{i \leftarrow} - \sum_{j \in \partial i} \sum_{k, k' > k \in \partial i \setminus j} a_{i \leftarrow k} a_{i \leftarrow k'} + \dots \right). \end{aligned} \quad (\text{A6})$$

Replacing $b_{\leftarrow i}$ in the first of these equations with the right-hand side of the second equation we obtain

$$b_{i \leftarrow} = p \left[\sum_{j \in \partial i} b_{j \leftarrow} - p(q_i - 1) b_{i \leftarrow} + \sum_{j \in \partial i} \left(p \sum_{k, k' > k \in \partial i \setminus j} a_{i \leftarrow k} a_{i \leftarrow k'} - \sum_{k, k' > k \in \partial j \setminus i} a_{j \leftarrow k} a_{j \leftarrow k'} \right) + \dots \right], \quad (\text{A7})$$

where q_i is the degree of node i . Let us introduce the matrix \mathbf{M} with elements M_{ij} defined as

$$M_{ij} = \begin{cases} A_{ij} & \text{if } i \neq j, \\ -p_c(q_i - 1) & \text{if } i = j, \end{cases} \quad (\text{A8})$$

where A_{ij} are the elements of the adjacency matrix. The matrix \mathbf{M} is symmetric, and so we can express $\mathbf{b} = \{b_{1 \leftarrow}, b_{2 \leftarrow}, \dots, b_{N \leftarrow}\}$ as a linear combination of its eigenvectors, $\mathbf{u}^{(\tilde{\lambda})}$, which form a complete orthogonal basis,

$$\mathbf{b} = \sum_{\tilde{\lambda}} C_{\tilde{\lambda}} \mathbf{u}^{(\tilde{\lambda})}. \quad (\text{A9})$$

In the following we denote the eigenvalues of \mathbf{M} by $\tilde{\lambda}$. These eigenvalues are different from the eigenvalues λ of the non-backtracking matrix. We replace $b_{i \leftarrow}$ and $a_{i \leftarrow j}$ in Eq. (A7) with their decompositions, Eqs. (A9) and (A4),

respectively,

$$\sum_{\tilde{\lambda}} C_{\tilde{\lambda}} u_i^{(\tilde{\lambda})} (p_c \tilde{\lambda} - 1) - \delta \sum_{\tilde{\lambda}} [p_c (q_i - 1) - \tilde{\lambda}] C_{\tilde{\lambda}} u_i^{(\tilde{\lambda})} = -p_c \sum_{\lambda, \lambda'} C_{\lambda} C_{\lambda'} \sum_{j \in \partial_i} \left(p_c \sum_{k, k' > k \in \partial_i \setminus j} v_{i \leftarrow k}^{(\lambda)} v_{i \leftarrow k'}^{(\lambda')} - \sum_{k, k' > k \in \partial_j \setminus i} v_{j \leftarrow k}^{(\lambda)} v_{j \leftarrow k'}^{(\lambda')} \right) + \dots \quad (\text{A10})$$

This equation implies that among the eigenvalues $\tilde{\lambda}$ there is one, say $\tilde{\lambda}^*$, equal to $1/p_c = \lambda_1$. Notice that the eigenvalue $\tilde{\lambda}^*$ is not the leading eigenvalue of \mathbf{M} . Note also that according to Eqs. (A4), (A5), and (A9), $C_{\tilde{\lambda}^*} u_i^{(\tilde{\lambda}^*)} = C_{\lambda_1} \sum_{j \in \partial_i} v_{i \leftarrow j}^{(\lambda_1)} \sim \delta$, while the rest of the coefficients C_{λ} and $C_{\tilde{\lambda}}$ approach 0 as δ^2 or faster. To obtain C_{λ_1} we multiply both sides of Eq. (A10) by $u_i^{(\tilde{\lambda}^*)}$ and sum over i . The result is

$$C_{\lambda_1} \cong \frac{\lambda_1 \sum_i (q_i - 1 - \lambda_1^2) \left(\sum_{j \in \partial_i} v_{i \leftarrow j}^{(\lambda_1)} \right)^2}{\sum_i \left(\sum_{j \in \partial_i} v_{i \leftarrow j}^{(\lambda_1)} \right) \sum_{j \in \partial_i} \left(\sum_{k, k' > k \in \partial_i \setminus j} v_{i \leftarrow k}^{(\lambda_1)} v_{i \leftarrow k'}^{(\lambda_1)} - \lambda_1 \sum_{k, k' > k \in \partial_j \setminus i} v_{j \leftarrow k}^{(\lambda_1)} v_{j \leftarrow k'}^{(\lambda_1)} \right)} \delta. \quad (\text{A11})$$

Notice that the contribution of the first term on the left-hand side of Eq. (A10) is 0 because the eigenvectors $\mathbf{u}^{(\tilde{\lambda})}$ are orthogonal. Finally, we express the order parameter near p_c in terms of the principal eigenvector components of the non-backtracking matrix as

$$\begin{aligned} S &= \frac{1}{N} \sum_i \left(1 - \prod_{j \in \partial_i} H_{i \leftarrow j}(1) \right) \cong \frac{1}{N} \sum_i \sum_{j \in \partial_i} a_{i \leftarrow j} \\ &\cong \frac{C_{\lambda_1}}{N} \sum_i \sum_{j \in \partial_i} v_{i \leftarrow j}^{(\lambda_1)} = \Omega \cdot (p - p_c), \end{aligned} \quad (\text{A12})$$

where

$$\Omega \cong \frac{\lambda_1 \left(\sum_i \sum_{j \in \partial_i} v_{i \leftarrow j}^{(\lambda_1)} \right) \sum_i (q_i - 1 - \lambda_1^2) \left(\sum_{j \in \partial_i} v_{i \leftarrow j}^{(\lambda_1)} \right)^2}{N \sum_i \left(\sum_{j \in \partial_i} v_{i \leftarrow j}^{(\lambda_1)} \right) \sum_{j \in \partial_i} \left(\sum_{k, k' > k \in \partial_i \setminus j} v_{i \leftarrow k}^{(\lambda_1)} v_{i \leftarrow k'}^{(\lambda_1)} - \lambda_1 \sum_{k, k' > k \in \partial_j \setminus i} v_{j \leftarrow k}^{(\lambda_1)} v_{j \leftarrow k'}^{(\lambda_1)} \right)}. \quad (\text{A13})$$

Method 2

Let us denote the right eigenvectors of the non-backtracking matrix by $\mathbf{v}^{(\lambda)}$ and the left eigenvectors by $\mathbf{w}^{(\lambda)}$. The complex conjugate of any $\mathbf{v}^{(\lambda)}$ is orthogonal to all $\mathbf{w}^{(\lambda')}$ ($\lambda \neq \lambda'$), and the conjugate of any $\mathbf{w}^{(\lambda)}$ is orthogonal to all $\mathbf{v}^{(\lambda')}$ ($\lambda \neq \lambda'$). [Indeed, let $\lambda \neq \lambda'$ be two different eigenvalues of \mathbf{B} . Then, clearly $\lambda \mathbf{w}^{(\lambda)} \mathbf{v}^{(\lambda')} = \mathbf{w}^{(\lambda)} \mathbf{B} \mathbf{v}^{(\lambda')} = \lambda' \mathbf{w}^{(\lambda)} \mathbf{v}^{(\lambda')}$, giving $(\lambda - \lambda') \mathbf{w}^{(\lambda)} \mathbf{v}^{(\lambda')} = 0$, and therefore, $\mathbf{w}^{(\lambda)} \mathbf{v}^{(\lambda')} = 0$.]

Recall Eq. (A3),

$$\sum_{\lambda} C_{\lambda} v_{i \leftarrow j}^{(\lambda)} (p \lambda - 1) = p \sum_{\lambda, \lambda'} C_{\lambda} C_{\lambda'} \sum_{k, k' > k \in \partial_j \setminus i} v_{j \leftarrow k}^{(\lambda)} v_{j \leftarrow k'}^{(\lambda')} + \dots,$$

and that $v_{i \leftarrow j}^{(\lambda)}$ are components of the right eigenvector of the non-backtracking matrix, corresponding to eigenvalue λ . Multiplying both sides by $w_{i \leftarrow j}^{\lambda_1}$ and summing over $i \leftarrow j$ we see that the terms of $\lambda \neq \lambda_1$ become zero. This procedure results in a considerably simpler expression for the coefficient C_{λ_1} :

$$C_{\lambda_1} \cong \frac{\lambda_1^2 \sum_{i \leftarrow j} v_{j \leftarrow i}^{(\lambda_1)} v_{i \leftarrow j}^{(\lambda_1)}}{\sum_{i \leftarrow j} v_{j \leftarrow i}^{(\lambda_1)} \sum_{k, k' > k \in \mathcal{N}_j \setminus i} v_{j \leftarrow k}^{(\lambda_1)} v_{j \leftarrow k'}^{(\lambda_1)}} \delta, \quad (\text{A14})$$

where we used the property of the non-backtracking matrix of undirected graphs $w_{i \leftarrow j}^{(\lambda)} = v_{j \leftarrow i}^{(\lambda)}$, for simplification. The singularity of the giant component $S = \Omega \delta$ has an amplitude, Eq. (A12):

$$\Omega = \frac{\lambda_1^2 \left(\sum_{i \leftarrow j} v_{i \leftarrow j}^{(\lambda_1)} \right) \left(\sum_{i \leftarrow j} v_{j \leftarrow i}^{(\lambda_1)} v_{i \leftarrow j}^{(\lambda_1)} \right)}{N \sum_{i \leftarrow j} v_{j \leftarrow i}^{(\lambda_1)} \sum_{k, k' > k \in \mathcal{N}_j \setminus i} v_{j \leftarrow k}^{(\lambda_1)} v_{j \leftarrow k'}^{(\lambda_1)}}. \quad (\text{A15})$$

Equations (A14) and (A15) are equivalent to the expressions, Eqs. (A11) and (A13).

-
- [1] R. J. Baxter, *Exactly Solved Models in Statistical Mechanics* (Courier Corporation, Mineola, 2007).
 - [2] E. A. Bender and E. R. Canfield, "The asymptotic number of labeled graphs with given degree sequences," *J. Combin. Theory Ser. A* **24**, 296 (1978).
 - [3] B. Bollobás, "A probabilistic proof of an asymptotic formula for the number of labelled regular graphs," *European J. Combin.* **1**, 311 (1980).
 - [4] M. E. J. Newman, S. H. Strogatz, and D. J. Watts, "Random graphs with arbitrary degree distributions and their applications," *Phys. Rev. E* **64**, 026118 (2001).
 - [5] B. Karrer, M. E. J. Newman, and L. Zdeborová, "Percolation on sparse networks," *Phys. Rev. Lett.* **113**, 208702 (2014).
 - [6] F. Morone and H. A. Makse, "Influence maximization in complex networks through optimal percolation," *Nature* **524**, 65 (2015).
 - [7] F. Morone, B. Min, L. Bo, R. Mari, and H. A. Makse, "Collective influence algorithm to find influencers via optimal percolation in massively large social media," *Sci. Rep.* **6** (2016).
 - [8] S. Bau, N. C. Wormald, and S. Zhou, "Decycling numbers of random regular graphs," *Random Struct. Algor.* **21**, 397 (2002).
 - [9] K. Hashimoto, "Zeta functions of finite graphs and representations of p-adic groups," in *Automorphic Forms and Geometry of Arithmetic Varieties: Advanced Studies in Pure Mathematics*, Vol. 15, edited by K. Hashimoto and Y. Namikawa (Kinokuniya, Tokyo, 1989) p. 211.
 - [10] A. Faqeeh, S. Melnik, and J. P. Gleeson, "Network cloning unfolds the effect of clustering on dynamical processes," *Phys. Rev. E* **91**, 052807 (2015).
 - [11] H. Minc, *Nonnegative Matrices* (John Wiley and Sons, New York, 1988).
 - [12] T. Martin, X. Zhang, and M. E. J. Newman, "Localization and centrality in networks," *Phys. Rev. E* **90**, 052808 (2014).
 - [13] K. E. Hamilton and L. P. Pryadko, "Tight lower bound for percolation threshold on an infinite graph," *Phys. Rev. Lett.* **113**, 208701 (2014).
 - [14] A. V. Goltsev, S. N. Dorogovtsev, and J. F. F. Mendes, "Percolation on correlated networks," *Phys. Rev. E* **78**, 051105 (2008).
 - [15] A. V. Goltsev, S. N. Dorogovtsev, J. G. Oliveira, and J. F. F. Mendes, "Localization and spreading of diseases in complex networks," *Phys. Rev. Lett.* **109**, 128702 (2012).
 - [16] W. W. Zachary, "An information flow model for conflict and fission in small groups," *J. Anthropol. Res.* **33**, 452 (1977).
 - [17] M. Ripeanu, I. Foster, and A. Iamnitchi, "Mapping the gnutella network: Properties of large-scale peer-to-peer systems and implications for system design," *IEEE Internet Comput.* (2002).
 - [18] D. Meyer, "University of Oregon Route Views Archive Project," (2001).
 - [19] A. Braunstein, L. Dall'Asta, G. Semerjian, and L. Zdeborová, "Network dismantling," *Proc. Natl. Acad. Sci. USA* **113**, 12368 (2016).
 - [20] J. Leskovec, K. J. Lang, A. Dasgupta, and M. W. Mahoney, "Community structure in large networks: Natural cluster sizes and the absence of large well-defined clusters," *Internet Math.* **6**, 29 (2009).
 - [21] J. Yang and J. Leskovec, "Defining and evaluating network communities based on ground-truth," *ICDM* (2012).
 - [22] F. Radicchi and C. Castellano, "Beyond the locally tree-like approximation for percolation on real networks," *Phys. Rev. E* **93**, 030302 (2016).
 - [23] S. Yoon, A. V. Goltsev, S. N. Dorogovtsev, and J. F. F. Mendes, "Belief-propagation algorithm and the Ising model on networks with arbitrary distributions of motifs," *Phys. Rev. E* **84**, 041144 (2011).
 - [24] A. Faqeeh, S. Melnik, P. Colomer-de Simón, and J. P. Gleeson, "Emergence of coexisting percolating clusters in networks," *Phys. Rev. E* **93**, 062308 (2016).
 - [25] S. E. Schaeffer, "Graph clustering," *Comput. Sci. Rev.* **1**, 27 (2007).
 - [26] T. A. Jarrell, Y. Wang, A. E. Bloniarz, C. A. Brittin, M. Xu, J. N. Thomson, D. G. Albertson, D. H. Hall, and S. W. Emmons, "The connectome of a decision-making neural network," *Science* **337**, 437 (2012).
 - [27] S. V. Buldyrev, R. Parshani, G. Paul, H. E. Stanley, and S. Havlin, "Catastrophic cascade of failures in interdependent networks," *Nature* **464**, 1025 (2010).
 - [28] G. Bianconi and S. N. Dorogovtsev, "Multiple percolation transitions in a configuration model of a network of networks," *Phys. Rev. E* **89**, 062814 (2014).
 - [29] S. Boccaletti, G. Bianconi, R. Criado, C. I. del Genio, J. Gómez-Gardeñes, M. Romance, I. Sendiña-Nadal, Z. Wang, and M. Zanin, "The structure and dynamics of multilayer networks," *Phys. Rep.* **544**, 1 (2014).
 - [30] M. Kivelä, A. Arenas, M. Barthelemy, J. P. Gleeson, Y. Moreno, and M. A. Porter, "Multilayer networks," *J. Complex Networks* **2**, 203 (2014).
 - [31] F. Radicchi, "Percolation in real interdependent networks," *Nature Phys.* **11**, 597 (2015).
 - [32] F. Radicchi and G. Bianconi, "Redundant interdependencies boost the robustness of multiplex networks," *Phys. Rev. X* **7**, 011013 (2017).
 - [33] G. J. Baxter, G. Bianconi, R. A. da Costa, S. N. Dorogovtsev, and J. F. F. Mendes, "Correlated edge overlaps in multiplex networks," *Phys. Rev. E* **94**, 012303 (2016).