

Effect of Ion Motion on Breaking of Longitudinal Relativistically Strong Plasma Waves: Khachatryan mode revisited

Ratan Kumar Bera,^{1, a)} Arghya Mukherjee,^{1, b)} Sudip Sengupta,^{1, 2} and Amita Das³

¹⁾*Institute for Plasma Research, Bhat, Gandhinagar-382428, India*

²⁾*Homi Bhabha National Institute, Training School Complex, Mumbai, 400094, India*

³⁾*Department of Physics, Indian Institute of Technology Delhi, Hauz Khas, New Delhi-110016, India*

(Dated: 24 March 2021)

Effect of ion motion on the spatio-temporal evolution of a relativistically strong space charge wave, is studied using a 1-D fluid simulation code. In our simulation, these waves are excited in the wake of a rigid electron beam propagating through a cold homogeneous plasma with a speed close to the speed of light. It is observed that the excited wave is a mode as described by Khachatryan [*Phys. Rev. E* **58**, 7799 (1998)] whose profile gradually sharpens and the wave eventually breaks after several plasma periods exhibiting explosive behaviour. It is found that breaking occurs at amplitudes, which is far below the breaking limit analytically derived by Khachatryan [*Phys. Rev. E* **58**, 7799 (1998)]. This phenomenon of wave breaking, at amplitudes well below the breaking limit, is understood in terms of phase mixing of the excited wave. It is further found that the phase mixing time (wave breaking time) scales inversely with the energy density of the wave.

I. INTRODUCTION

Over decades, research on relativistically strong plasma waves has attracted significant amount of attention because of their paramount importance in the progress of plasma physics as well as astrophysics. For instance, the excitation and breaking of such waves serves as a useful paradigm to illustrate the physics of, plasma based acceleration schemes¹⁻⁵, fast ignition concept in inertial confinement fusion systems⁶⁻⁸, as well as various solar and astrophysical processes⁹⁻¹². Relativistically strong plasma waves (RSWs) were first studied by Akhiezer and Polovin¹³ in their seminal work, where they obtained stationary wave frame solution (now known as Akhiezer-Polovin mode) of the relativistic fluid-Maxwell set of equations in the limit of immobile ions. It was shown that the amplitude of a longitudinal RSW is limited by the breaking limit $eE_{WB}/m\omega_{pe}c = \sqrt{2}(\gamma_{ph} - 1)^{1/2}$, where ω_{pe} is the non-relativistic electron plasma frequency and $\gamma_{ph} = 1/\sqrt{1 - (v_{ph}/c)^2}$ is the Lorentz factor associated with the phase velocity v_{ph} of the wave. With immobile ions, longitudinal Akhiezer-Polovin mode is found to be excited in the wake of rigid electron beam propagating through a cold unmagnetized homogeneous plasma¹⁴. Effect of ion motion on such a wake wave was investigated by Rosenzweig¹⁵. A more detailed study of the effect of inclusion of ion dynamics on the longitudinal Akhiezer-Polovin mode was done by Khachatryan¹⁶, and it led to a modified stationary wave frame solution, hereinafter called the ‘‘Khachatryan mode’’. Khachatryan¹⁶ further showed that ion motion modifies the breaking limit of a longitudinal

RSW as $eE_{WB}/m\omega_{pe}c = \sqrt{2}\gamma_{ph}[1 + (1 - \xi_1^{1/2}\xi_2^{1/2})/\mu]$, where $\xi_1 = 1 + \mu$, $\xi_2 = 1 + [\mu(\gamma_{ph} - 1)/(\gamma_{ph} + 1)]$ and $\mu = m_e/m_i$ is the electron to ion mass ratio.

Effect of ion motion on RSWs can be crucial for understanding some phenomena in laboratory and astrophysical plasmas. For example, relativistic electron-positron plasmas and pair ion plasmas (plasmas consisting of two classes of particles with opposite sign of the charges, but equal masses), are believed to be present in many extreme astrophysical environments, such as Active Galactic Nuclei (AGN), Pulsar Wind Nebulae (PWN), Gamma Ray Bursts (GRBs), and Black Holes (BHs)¹⁷⁻²¹. In such scenarios, the excitation of RSWs and their breaking are critical for understanding of many astrophysical events like jet formation, ultra-high-energy-cosmic-rays (UHECRs) generation, shock acceleration process, and many energetic phenomena associated with quasars, GRBs, and BHs^{9,10,20-22}. In laboratory experiments, recent reports on plasma based particle acceleration process where RSWs are used to accelerate charge particles to high energies, indicate that the motion of ions can give rise to transverse fields that can in turn disrupt the motion of the driver beam and can also effect the energy transfer ratio from the driver beam to the accelerated particles^{15,23,24}. Therefore, studying the effect of ion motion on the excitation and breaking of RSWs is important for both laboratory and astrophysical plasmas. Excitation and breaking of longitudinal Akhiezer-Polovin mode has been recently examined by several authors^{14,25,26}. It is now well established that longitudinal Akhiezer-Polovin mode can break much below its wave breaking limit via the process of phase mixing, if it is subjected to an arbitrarily small amplitude longitudinal perturbation. The analytical scaling of phase mixing time (wave breaking time) with the parameters of the longitudinal Akhiezer-Polovin mode (*viz.* phase velocity β and fluid velocity amplitude u_m) has been derived²⁶ and has also been verified with numerical simulations^{14,26}. To the best of our knowledge, such a study for the excitation and breaking of

^{a)}Present address: The Centre for Space Plasma and Aeronomic Research (CSPAR), University of Alabama Huntsville (UAH), Huntsville, AL 35805, USA; Electronic mail: rkb0019@uah.edu

^{b)}Present address: Center of Excellence in Space Sciences India, Indian Institute of Science Education and Research Kolkata, Mohanpur - 741246, West Bengal, India

“Khachatryan” mode has never been conducted, which is the purpose of the present paper.

In this paper, using two fluid description we have thoroughly investigated the spatio-temporal evolution of “Khachatryan mode” in a cold homogeneous plasma using a 1-D fluid simulation code. Following the method used in refs.^{5,14} to excite Akhiezer-Polovin mode, to excite the “Khachatryan” mode, here we have used a rigid homogeneous pulsed electron beam which propagates inside a cold unmagnetized homogeneous plasma (having finite ion mass) with a speed close to the speed of light. As mentioned above, dynamics of both plasma electrons and ions contribute to the excitation of the “Khachatryan” mode. When an electron beam propels inside the plasma it expels the nearby plasma electrons and attracts the ions due to the space-charge force. The electron beam displaces the plasma electrons and ions in opposite direction. As the beam propagates inside the plasma, the displaced plasma electrons as well as ions try to come back to their original position to nullify the charge separation. But due to their inertia, they overshoot their original position. As a result an oscillation or a wave is excited at the wake of the beam having phase velocity equal to the velocity of the beam.

In next section (Section II), we present the basic equations governing the excitation and spatio-temporal evolution of relativistically strong longitudinal space charge wave driven by a rigid relativistic electron beam propagating through a cold homogeneous plasma with a speed close to the speed of light. In section III, we briefly discuss our numerical techniques and present our numerical observations along with a detailed discussion of the results. Finally a brief summary of our work is presented in section IV.

II. GOVERNING EQUATIONS

The basic equations governing the excitation of longitudinal space charge waves driven by a rigid electron beam propagating with relativistic speeds through a cold plasma are the relativistic fluid-Maxwell equations. These are the continuity and momentum equations for plasma electrons and ions, and the Poisson’s equation. Taking z as the direction of propagation of the beam, the basic equations in normalized form are given by

$$\frac{\partial n_e}{\partial t} + \frac{\partial(n_e v_e)}{\partial z} = 0 \quad (1)$$

$$\frac{\partial p_e}{\partial t} + v_e \frac{\partial p_e}{\partial z} = -E \quad (2)$$

$$\frac{\partial n_i}{\partial t} + \frac{\partial(n_i v_i)}{\partial z} = 0 \quad (3)$$

$$\frac{\partial p_i}{\partial t} + v_i \frac{\partial p_i}{\partial z} = \mu E \quad (4)$$

$$\frac{\partial E}{\partial z} = (n_i - n_e - n_b) \quad (5)$$

where $p_e = \gamma_e v_e$, $p_i = \gamma_i v_i$, $\mu = m_e/m_i$ (electron to ion mass ratio) and other symbols have their usual meaning. The above equations have been written using the following normalizations, $t \rightarrow \omega_{pe} t$, $z \rightarrow \frac{\omega_{pe} z}{c}$, $E \rightarrow \frac{eE}{m_e \omega_{pe} c}$, $v_e \rightarrow \frac{v_e}{c}$, $v_i \rightarrow \frac{v_i}{c}$, $p_e \rightarrow \frac{p_e}{m_e c}$, $p_i \rightarrow \frac{p_i}{m_e c}$, $n_e \rightarrow \frac{n_e}{n_0}$, $n_i \rightarrow \frac{n_i}{n_0}$ and $n_b \rightarrow \frac{n_b}{n_0}$. Here ω_{pe} , n_0 , and c are the electron plasma frequency, equilibrium plasma density and speed of light respectively. Beam evolution equations (beam continuity and momentum) have been omitted, as we have used a rigid beam to excite the wake waves^{14,27}. An ideal rigid beam can propagate inside the plasma without any deformation. In reality this is true only for a sufficiently energetic beam. In our earlier works^{5,14}, we have shown that a beam can propagate inside the plasma with negligible deformation (and can be considered to be rigid) for hundreds of plasma periods provided the velocity of the beam $v_b \geq 0.99$. In this limit, the evolution equations for the beam can be neglected.

III. FLUID SIMULATION, RESULTS AND DISCUSSION

In this section, we first briefly describe the numerical techniques used to study the excitation and breaking of longitudinal RSW in a cold plasma. We have developed a 1-D fluid code using LCPFCT set of subroutines which are based on flux-corrected transport (FCT) scheme²⁸. The FCT scheme is basically a generalization of the two-step Lax-Wendroff method²⁹. LCPFCT subroutines are used to solve generalized continuity like equations (*i.e.* equations (1) - (4)). Poisson’s equation (5) is solved using successive over-relaxation (SOR) method and is coupled to the LCPFCT subroutines. Coupling these schemes in a time-centred way, a full 1-D fluid code is developed, which is then used to solve equations (1) - (5).

In the simulation, the driver beam is allowed to propagate from one end to the other end of the simulation box along z -direction. For a given beam profile, we have initialized the simulation using the corresponding analytical profiles of plasma electron density, ion density, electron velocity, ion velocity, and electric field as given by Rosenzweig et al.¹⁵ and then numerically followed the space-time evolution of the system using equations (1) - (5). The results obtained from simulation are checked by repeating the simulations for different mesh sizes. In the following subsections, we discuss the simulation results in detail.

A. Excitation of longitudinal relativistically strong plasma waves

We now present simulation results showing excitation of longitudinal relativistically strong plasma waves in a cold unmagnetized homogeneous plasma using a rigid electron beam.

The simulations have been performed for different beam densities (n_b) and mass ratios (μ). In all the simulation runs, the beam velocity is kept fixed at $v_b = 0.9999$ and beam length at $l_b = 4$. Hence the phase velocity (v_{ph}) of the excited wake wave is fixed at 0.9999. For a fixed plasma density n_0 , the amplitude and frequency of excited wave is now completely determined by the values of n_b and μ . By changing the values of n_b and μ one can excite wake waves of different amplitude and frequency. In Figs. (1) and (2), for $\mu = 1$, we have plotted the perturbed plasma electron density ($n_e - 1$), ion density ($n_i - 1$), and electric field (E) profiles at different times $\omega_{pe}t = 0, 10$, and 30 as obtained from simulation, for $n_b = 0.3$ and $n_b = 0.5$ respectively. To initiate the simulations at $\omega_{pe}t = 0$, in each case, we have used the analytical profiles for $n_e - 1$, $n_i - 1$, v_e , v_i , and E , which are obtained by solving equations (20-23) of ref.¹⁵ for both inside and outside the beam. We see that the beam excites wake wave

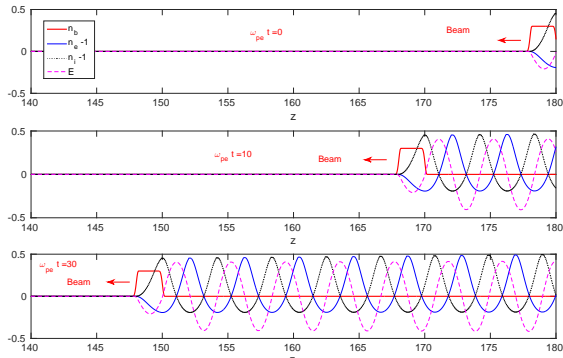


FIG. 1. Plot of normalized perturbed electron density ($n_e - 1$), ion density ($n_i - 1$), and electric field (E) profiles at different times for normalized beam density ($n_b = 0.3$), beam length ($l_b = 4$), beam velocity ($v_b = 0.9999$) and mass ratio ($\mu = 1$)

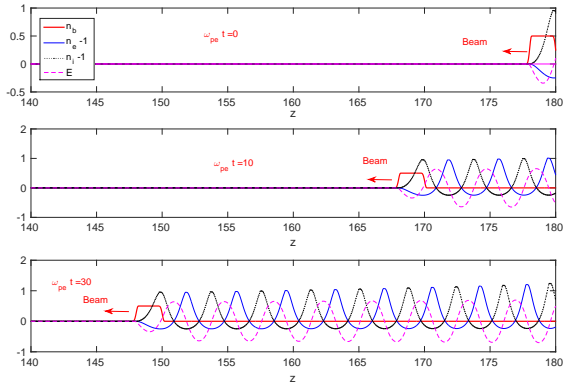


FIG. 2. Plot of normalized perturbed electron density ($n_e - 1$), ion density ($n_i - 1$), and electric field (E) profiles at different times for normalized beam density ($n_b = 0.5$), beam length ($l_b = 4$), beam velocity ($v_b = 0.9999$) and mass ratio ($\mu = 1$)

as it passes through the plasma. It is also seen that the amplitude of the wake wave increases with increasing n_b for a given value of μ . Accuracy of our simulation can be easily judged

from Fig. (3) where we have plotted the numerical profiles at $\omega_{pe}t = 20$ for $n_b = 0.3$ and $\mu = 1$ along with the analytical solutions obtained by solving equations (20 - 23) of ref.¹⁵ both inside and outside the beam. The numerical solutions show a good match with the analytical solutions. We now note that

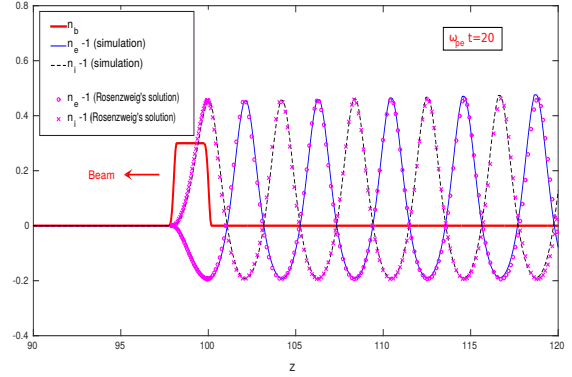


FIG. 3. Plot of numerical and analytical normalized perturbed electron density ($n_e - 1$) and ion density ($n_i - 1$) profiles at $\omega_{pe}t = 20$ for normalized beam density ($n_b = 0.3$), beam length ($l_b = 4$), beam velocity ($v_b = 0.9999$) and mass ratio ($\mu = 1$)

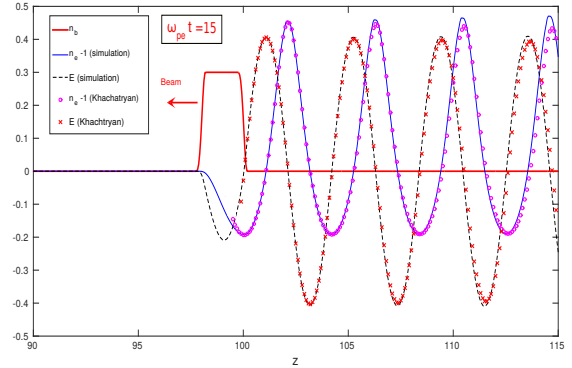


FIG. 4. Plot of normalized perturbed electron density ($n_e - 1$) and electric field (E) profiles obtained from simulation and corresponding Khachatryan mode (analytical) at $\omega_{pe}t = 15$ for the normalized beam density ($n_b = 0.3$), beam length ($l_b = 4$), beam velocity ($v_b = 0.9999$) and mass ratio ($\mu = 1$).

without the beam (i.e. $n_b = 0$), equations (1) - (5) are the exactly the same equations which were investigated analytically by Khachatryan¹⁶ using pseudo-potential method. Stationary wave frame solution of these equations is the “Khachatryan” mode, as defined in the introduction. Since the beam density vanishes at the wake of the beam, we expect that the wake wave excited by the beam must be a “Khachatryan” mode. As discussed in ref.¹⁶, such a mode can be parametrized in terms of E_{max} , v_{ph} and μ where E_{max} represents the electric field amplitude of the excited mode. In Fig. (4), for $n_b = 0.3$, using the numerical value of E_{max} of the excited wake obtained from simulation, $v_{ph} = v_b$ and $\mu = 1$, we have solved equations (4-

9) of ref.¹⁶ and plotted the corresponding wave form on top of the simulated wake wave. We observe a close match between the two. Same exercise has been repeated for $n_b = 0.5$ and $\mu = 1/2000$ (Fig. (5)), again exhibiting a close match between simulation and theory; thus proving that the excited wake wave is a “Khachatryan” mode.

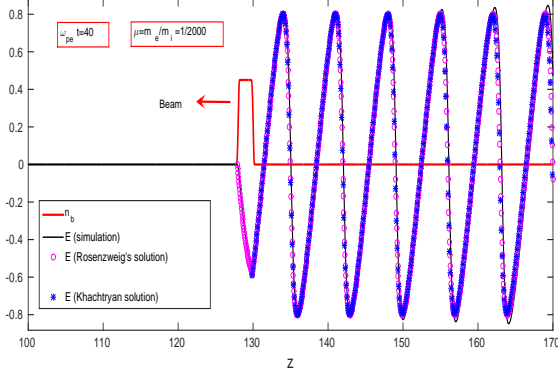


FIG. 5. Plot of numerical and analytical profiles of normalized electric field (E) for the mass ratio ($\mu = 1/2000$) at $\omega_{pe}t = 40$ for the normalized beam density ($n_b = 0.5$), beam length ($l_b = 4$), beam velocity ($v_b = 0.9999$).

B. Breaking of longitudinal relativistically strong plasma waves

We now numerically follow the spatio-temporal evolution of the wake waves for longer times. It is observed that the profiles of electron density, ion density and electric field gradually changes with time and after several tens of plasma periods, significantly deviates from their analytical profiles. In Figs. (6) and (7), we have plotted the profiles of the perturbed electron density ($n_e - 1$), ion density ($n_i - 1$) and electric field (E) for $n_b = 0.5$ at $\omega_{pe}t = 105$ and for $n_b = 1$ at $\omega_{pe}t = 48$ respectively. It is observed that electron density and ion density exhibit “spiky” features at later times. The density amplitude (for electrons and ions) gradually increases with time and after a certain time (e.g. $\omega_{pe}t = 90$ for $n_b = 0.5$ (see Fig. 6) and $\omega_{pe}t = 38$ for $n_b = 1$ (see Fig. 7)), it becomes maximum and then suddenly drops. This is a clear signature of wave breaking^{14,26,30-32}. We define the time at which the density (electron and ion) amplitude peaks and then suddenly drops, as the wave breaking time.

As stated in the introduction, for a “Khachatryan” mode, the wave breaking limit is analytically given as¹⁶, $E_{WB} = \sqrt{2}\gamma_{ph}[1 + (1 - \xi_1^{\frac{1}{2}}\xi_2^{\frac{1}{2}})/\mu]$; where $\xi_1 = 1 + \mu$, $\xi_2 = 1 + [\mu(\gamma_{ph} - 1)/(\gamma_{ph} + 1)]$ and $\gamma_{ph} = (1 - v_{ph}^2)^{-1/2}$. This expression weakly depends on μ (electron to ion mass ratio); for $\mu = 1$ and $v_{ph} = v_b = 0.9999$, the analytical value of wave breaking limit turns out to be $E_{WB} \sim 1.4$. We have carried out our simulations for two values of driver beam densities ($n_b = 0.6$ and $n_b = 1$) with $v_b = 0.9999$ and have recorded

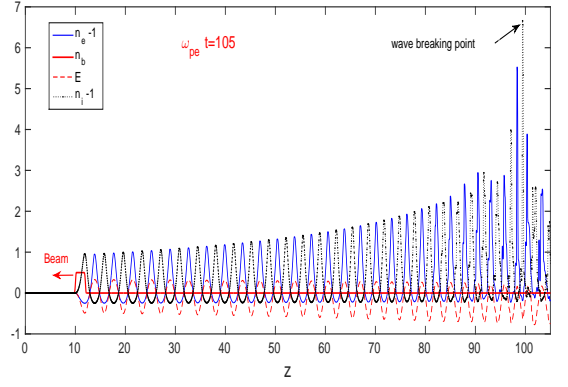


FIG. 6. Plot of numerical profile of normalized perturbed electron density ($n_e - 1$), ion density ($n_i - 1$), and electric field (E) at $\omega_{pe}t = 125$ for the normalized beam density ($n_b = 0.5$), beam length ($l_b = 4$), beam velocity ($v_b = 0.9999$) and mass ratio ($\mu = 1$).

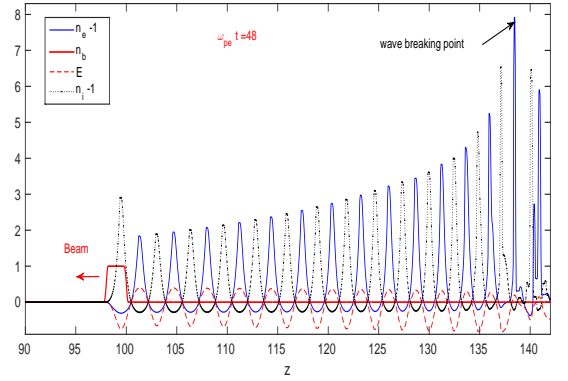


FIG. 7. Plot of numerical profile of normalized perturbed electron density ($n_e - 1$), ion density ($n_i - 1$), and electric field (E) at $\omega_{pe}t = 125$ for the normalized beam density ($n_b = 1$), beam length ($l_b = 4$), beam velocity ($v_b = 0.9999$) and mass ratio ($\mu = 1$).

the electric field amplitude E_{WB} at the wave breaking time for different values of μ . Fig. (8) shows these recorded values as a function of μ along with their corresponding analytical values. We see that the numerical wave breaking limit lies much below the analytical limit, thus indicating that the wave breaks much before it touches the analytical limit. This difference between the analytical and the numerical breaking limit of relativistically strong plasma waves may be understood in terms of phase mixing process^{14,26,30}. Phase mixing occurs when the frequency of the wave becomes space dependent^{33,34}. As a result neighbouring fluid elements or particles sustaining the wave oscillate with different frequencies, which causes the phase difference between them to slowly change with time. Therefore, as time progresses, the profile of the wave gradually gets modified. Eventually a time comes when two neighbouring elements at some spatial location oscillate out of phase, and as a consequence they cross each other and the wave breaks exhibiting sharp spikes in the density profile.

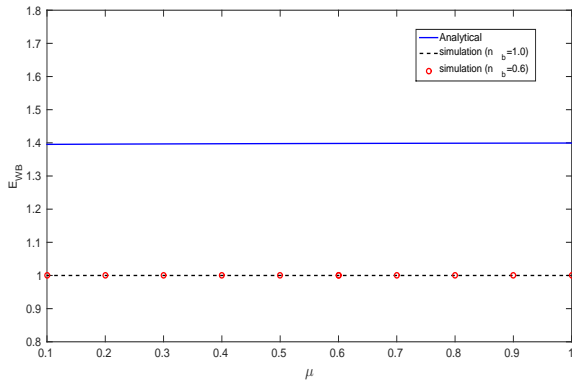


FIG. 8. Plot of theoretical and numerical wave breaking electric field (E_{WB}) vs. mass ratios (μ) for normalized beam density $n_b = 0.6$ and $n_b = 1$; where beam length (l_b)=4, beam velocity (v_b)=0.9999

As stated in the introduction the affect of phase mixing process on the wave-breaking of relativistic electron plasma wave or Akhiezer-Polovin mode has already been extensively studied by several authors^{25,26,30,31,35}. It is shown that Akhiezer-Polovin mode can break much below its wave breaking limit due to phase mixing process, if it is subjected to a arbitrarily small longitudinal perturbation. As a result of the perturbation, the wave frequency acquires a spatial dependence which leads to phase mixing as described above. In one of our earlier simulations¹⁴ with immobile ions, we have shown that the wake wave excited by a rigid relativistic electron beam propagating through a cold unmagnetized homogeneous plasma, is nothing but a Akhiezer-Polovin (AP) mode¹³; and it breaks much below the analytical wave breaking limit. The longitudinal perturbation in this case arises because of numerical fluctuations which is inherent in any simulation¹⁴.

Similar observations have been made in the present set of simulations with mobile ions. Due to the presence of mobile ions, though the basic characteristics of the wave has changed *viz.* from Akhiezer-Polovin mode to “Khachatryan” mode, but the wave breaking mechanism is found to be the same. The beam excites a pure Khachatryan mode, as shown in previous subsection in which the frequency is initially independent of space. At later times, the original solution of Khachatryan¹⁶ which is excited by the beam gets perturbed by the inherent numerical fluctuations. As a result, the frequency of the pure “Khachatryan” mode becomes space dependent; this may be seen in Figs. (6) and (7), where the distance between the density peaks slowly changes with space. This leads to breaking of the mode via phase mixing process at an amplitude which is much below its wave breaking limit. It is shown in ref.²⁶, that the phase mixing time (wave breaking time) for the Akhiezer-Polovin mode, which is supported by electron motion only, scales inversely with the energy density of the electron fluid. Taking a clue from this study, we conjecture that the phase mixing time for the

“Khachatryan” mode, which is supported by both electron and ion motion, scales inversely with net energy density which includes the energy densities of both the electron and ion fluids i.e. $\tau_{mix} \propto 1/[(\gamma_{me} - 1) + (\gamma_{mi} - 1)/\mu] \sim 1/[(1 + \mu)u_{me}^2]$, using $u_{mi} \approx \mu u_{me}$ where u_{me} , u_{mi} are respectively the electron and ion velocity amplitude and $\gamma_{me} = 1/\sqrt{1 - u_{me}^2}$, $\gamma_{mi} = 1/\sqrt{1 - u_{mi}^2}$. To verify this conjecture, we have carried out simulations, for fixed μ and $v_b = 0.9999$, with different values of n_b . For a given μ increasing the value of n_b increases the energy density of the electron and ion fluids (see figures (1)-(2)). Fig. (9) shows the variation of phase mixing time (wave breaking time) with u_{me} for three different values of $\mu = 1, 1/100, 1/2000$. Here the symbols represent the measured phase mixing time and the continuous line represents our fitting ($\tau_{mix} \sim 1/[(1 + \mu)u_{me}^2]$), which clearly supports our conjecture.

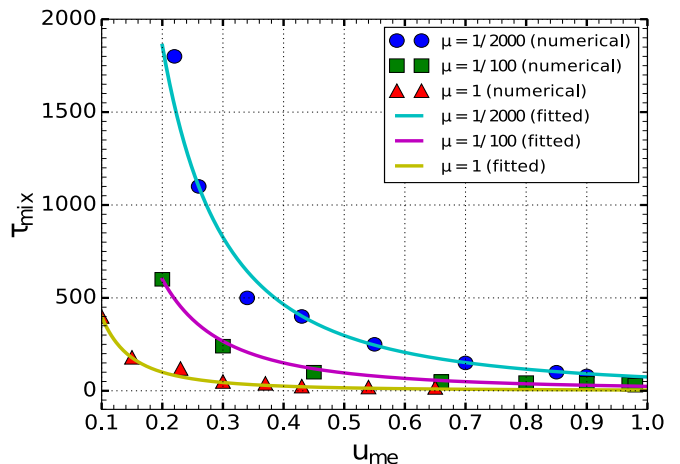


FIG. 9. Plot of normalized numerical wave breaking time or phase mixing time (τ_{mix}) obtained from simulation (solid bullet) along with the fitted curve (solid lines) as a function of u_{me} ; where u_{me} is the maximum electron fluid velocity, for different values of mass ratios (μ).

IV. SUMMARY

In summary, in the present paper, using two fluid description, the excitation and spatio-temporal evolution of relativistic electron beam driven wake wave in a cold homogeneous unmagnetized plasma has been studied using 1-D fluid simulation techniques. The numerical profiles of the wake wave obtained from the fluid simulation show a good agreement with the corresponding analytical profiles obtained from the theory given by Rosenzweig¹⁵ and Khachatryan¹⁶. Further space-time evolution of the excited wave shows gradual modification with time and after several plasma periods significantly deviates from the analytical solution of Rosenzweig¹⁵ and Khachatryan¹⁶. We observe that the density profile associated with the wake wave becomes spiky at a later time, which is a clear signature of “wave breaking”^{14,26,30,31,35-37}.

At the point when the wave breaks or density bursts form, we have recorded the electric field amplitude of the wave. It is observed that this electric field amplitude (numerical wave breaking limit) lies much below than the analytical limit given by Khachatryan¹⁶. This difference in the analytical and numerical wave breaking limit has been understood in terms of phase mixing process^{14,25,26,31}. It has been shown that the Khachatryan mode breaks much below its analytical wave breaking limit due to the gradual process of phase mixing, which is triggered by numerical fluctuations. Furthermore, it is found that the phase mixing time of the “Khachatryan” mode scales inversely with the energy density of the wave. Like previous studies^{31,38}, study of dependence of phase mixing time of the “Khachatryan” mode on amplitude of imposed perturbation and its spectral content is presently under investigation and will be presented elsewhere³⁷.

V. ACKNOWLEDGEMENTS

AD would like to acknowledge her J. C. Bose fellowship grant JCB/2017/000055 and the CRG/2018/000624 grant of DST for the work.

VI. DATA AVAILABILITY

The data that support the findings of this study are available from the corresponding author upon request.

- ¹T. Tajima and J. M. Dawson, “Laser electron accelerator,” *Phys. Rev. Lett.* **43**, 267–270 (1979).
- ²P. Chen, J. M. Dawson, R. W. Huff, and T. Katsouleas, “Acceleration of electrons by the interaction of a bunched electron beam with a plasma,” *Phys. Rev. Lett.* **54**, 693–696 (1985).
- ³E. Esarey, C. B. Schroeder, and W. P. Leemans, “Physics of laser-driven plasma-based electron accelerators,” *Rev. Mod. Phys.* **81**, 1229–1285 (2009).
- ⁴H. S. Uhm, “Wakefield theory of a relativistic electron beam,” *Physics Letters A* **149**, 469–475 (1990).
- ⁵R. K. Bera, S. Sengupta, and A. Das, “Fluid simulation of relativistic electron beam driven wakefield in a cold plasma,” *Physics of Plasmas* **22**, 073109 (2015), <https://doi.org/10.1063/1.4926816>.
- ⁶M. Tabak, J. Hammer, M. E. Glinsky, W. L. Kruer, S. C. Wilks, J. Woodworth, E. M. Campbell, M. D. Perry, and R. J. Mason, “Ignition and high gain with ultrapowerful lasers*,” *Physics of Plasmas* **1**, 1626–1634 (1994), <https://doi.org/10.1063/1.870664>.
- ⁷A. Pukhov and J. Meyer-ter Vehn, “Laser hole boring into overdense plasma and relativistic electron currents for fast ignition of icf targets,” *Phys. Rev. Lett.* **79**, 2686–2689 (1997).
- ⁸S. C. Wilks, W. L. Kruer, M. Tabak, and A. B. Langdon, “Absorption of ultra-intense laser pulses,” *Phys. Rev. Lett.* **69**, 1383–1386 (1992).
- ⁹A. Ferrari, “Particle acceleration in active galactic nuclei,” *Advances in Space Research* **4**, 345–355 (1984).
- ¹⁰T. Ebisuzaki and T. Tajima, “Astrophysical zev acceleration in the relativistic jet from an accreting supermassive blackhole,” *Astroparticle Physics* **56**, 9–15 (2014).
- ¹¹C. C. K. R. L. J. M. O. P. C. S. P. S. L. S. A. S. K. Stasiewicz, P. Bellan and J. E. Wahlund, “Small scale alfvénic structure in the aurora,” *Space Science Reviews* **92**, 423–533 (2000).
- ¹²D. Tsiklauri, “Particle acceleration by circularly and elliptically polarised dispersive alfvén waves in a transversely inhomogeneous plasma in the inertial and kinetic regimes,” *Physics of Plasmas* **18**, 092903 (2011), <https://doi.org/10.1063/1.363531>.
- ¹³A. I. Akhiezer and R. V. Polovin, “Theory of wave motion of an electron plasma,” *Sov. Phys. JETP* **3**, 696 (1956).
- ¹⁴R. K. Bera, A. Mukherjee, S. Sengupta, and A. Das, “Relativistic electron beam driven longitudinal wake-wave breaking in a cold plasma,” *Physics of Plasmas* **23**, 083113 (2016), <https://doi.org/10.1063/1.4960832>.
- ¹⁵J. B. Rosenzweig, “Multiple-fluid models for plasma wake-field phenomena,” *Phys. Rev. A* **40**, 5249–5255 (1989).
- ¹⁶A. G. Khachatryan, “Ion motion and finite temperature effect on relativistic strong plasma waves,” *Phys. Rev. E* **58**, 7799–7804 (1998).
- ¹⁷H. Chen, A. Link, Y. Sentoku, P. Audebert, F. Fiuza, A. Hazi, R. F. Heeter, M. Hill, L. Hobbs, A. J. Kemp, G. E. Kemp, S. Kerr, D. D. Meyerhofer, J. Myatt, S. R. Nagel, J. Park, R. Tommasini, and G. J. Williams, “The scaling of electron and positron generation in intense laser-solid interactions,” *Physics of Plasmas* **22**, 056705 (2015), <https://aip.scitation.org/doi/pdf/10.1063/1.4921147>.
- ¹⁸T. Piran, “The physics of gamma-ray bursts,” *Rev. Mod. Phys.* **76**, 1143–1210 (2005).
- ¹⁹J. Arons, “Some problems of pulsar physics or i’m madly in love with electricity,” *Space Science Reviews* volume **24**, 437–510 (1979).
- ²⁰K. Hirofani, S. Iguchi, M. Kimura, and K. Wajima, “Pair plasma dominance in the parsec-scale relativistic jet of 3c 345,” *The Astrophysical Journal* **545**, 100–106 (2000).
- ²¹E. Waxman, “Cosmological gamma-ray bursts and the highest energy cosmic rays,” *Phys. Rev. Lett.* **75**, 386–389 (1995).
- ²²R. O. J. F. C. Wardle, D. C. Homan and D. H. Roberts, “Electron–positron jets associated with the quasar 3c279,” *Nature* **395**, 457–461 (1998).
- ²³J. B. Rosenzweig, A. M. Cook, A. Scott, M. C. Thompson, and R. B. Yoder, “Effects of ion motion in intense beam-driven plasma wakefield accelerators,” *Phys. Rev. Lett.* **95**, 195002 (2005).
- ²⁴J. Vieira, R. A. Fonseca, W. B. Mori, and L. O. Silva, “Ion motion in self-modulated plasma wakefield accelerators,” *Phys. Rev. Lett.* **109**, 145005 (2012).
- ²⁵P. S. Verma, S. Sengupta, and P. Kaw, “Breaking of longitudinal akhiezer-polovin waves,” *Phys. Rev. Lett.* **108**, 125005 (2012).
- ²⁶A. Mukherjee and S. Sengupta, “Analytical estimate of phase mixing time of longitudinal akhiezer-polovin waves,”

- [Physics of Plasmas](https://doi.org/10.1063/1.4901194) **21**, 112104 (2014), <https://doi.org/10.1063/1.4901194>.
- ²⁷J. B. Rosenzweig, “Nonlinear plasma dynamics in the plasma wake-field accelerator,” *Phys. Rev. Lett.* **58**, 555–558 (1987).
- ²⁸E. S. O. Jay. P. Boris, Alexandra M. Landsberg and J. H. Gardner, “Lcpcfct-flux-corrected transport algorithm for solving generalized continuity equations,” Naval Research laboratory, Washington **NRL/MR/6410-93-7192** (1993).
- ²⁹A. T. W. V. W. Press, R. Assmann and B. P. Flannery, “Numerical recipes: The art of scientific computing,” Cambridge University Press (1992).
- ³⁰S. Sengupta, P. Kaw, V. Saxena, A. Sen, and A. Das, “Phase mixing/wave breaking studies of large amplitude oscillations in a cold homogeneous unmagnetized plasma,” *Plasma Physics and Controlled Fusion* **53**, 074014 (2011).
- ³¹S. Sengupta, V. Saxena, P. K. Kaw, A. Sen, and A. Das, “Phase mixing of relativistically intense waves in a cold homogeneous plasma,” *Phys. Rev. E* **79**, 026404 (2009).
- ³²A. Mukherjee and S. Sengupta, “Breaking of large amplitude relativistically intense electron plasma waves in a warm plasma,” arXiv:1802.05670 [physics.plasm-ph] (2018).
- ³³J. M. Dawson, “Nonlinear electron oscillations in a cold plasma,” *Phys. Rev.* **113**, 383–387 (1959).
- ³⁴P. K. Kaw, A. T. Lin, and J. M. Dawson, “Quasiresonant mode coupling of electron plasma waves,” *The Physics of Fluids* **16**, 1967–1975 (1973), <https://aip.scitation.org/doi/pdf/10.1063/1.1694242>.
- ³⁵P. S. Verma, J. K. Soni, S. Sengupta, and P. K. Kaw, “Nonlinear oscillations in a cold dissipative plasma,” *Physics of Plasmas* **17**, 044503 (2010), <https://doi.org/10.1063/1.3389227>.
- ³⁶E. Infeld and G. Rowlands, “Relativistic bursts,” *Phys. Rev. Lett.* **62**, 1122–1125 (1989).
- ³⁷Arghya Mukherjee, Ratan Kumar Bera, and Sudip Sengupta, “Particle-in-cell simulation of relativistically strong plasma waves,” Manuscript under preparation.
- ³⁸A. Mukherjee and S. Sengupta, “Phase mixing of relativistically intense longitudinal wave packets in a cold plasma,” *Physics of Plasmas* **23**, 092112 (2016).