

Name Entity Disambiguation in Anonymized Graphs using Link Analysis: A Network Embedding based Solution

Baichuan Zhang

Indiana University Purdue University Indianapolis
Indianapolis, Indiana 46202
zhan1910@purdue.edu

Mohammad Al Hasan

Indiana University Purdue University Indianapolis
Indianapolis, Indiana 46202
alhasan@cs.iupui.edu

ABSTRACT

In real-world, our DNA is unique but many people share same names. This phenomenon often causes erroneous aggregation of documents of multiple persons who are namesake of one another. Such mistakes deteriorate the performance of document retrieval, web search, and more seriously, cause improper attribution of credit or blame in digital forensic. To resolve this issue, the name entity disambiguation task is designed which aims to partition the documents associated with a name reference such that each partition contains documents pertaining to a unique real-life person. Existing solutions to this task substantially rely on feature engineering, such as biographical feature extraction, or construction of auxiliary features from Wikipedia. However, for many scenarios, such features may be costly to obtain or unavailable due to the risk of privacy violation. In this work, we propose a novel name disambiguation method. Our proposed method is non-intrusive of privacy because instead of using attributes pertaining to a real-life person, our method leverages only relational data in the form of anonymized graphs. In the aspect of methodological novelty, the proposed method uses a representation learning strategy to embed each document in a low dimensional vector space where name disambiguation can be solved by a hierarchical agglomerative clustering algorithm. Our experimental results demonstrate that the proposed method is significantly better than the existing name entity disambiguation methods working in a similar setting.

CCS CONCEPTS

•Information systems →Clustering; Information retrieval; Document representation; *Language models*;

ACM Reference format:

Baichuan Zhang and Mohammad Al Hasan. 2017. Name Entity Disambiguation in Anonymized Graphs using Link Analysis: A Network Embedding based Solution. In *Proceedings of ACM conference, Tokyo, Japan, Aug 2017 (SIGIR'17)*, 11 pages. DOI: 10.475/123_4

Permission to make digital or hard copies of part or all of this work for personal or classroom use is granted without fee provided that copies are not made or distributed for profit or commercial advantage and that copies bear this notice and the full citation on the first page. Copyrights for third-party components of this work must be honored. For all other uses, contact the owner/author(s).

SIGIR'17, Tokyo, Japan

© 2017 Copyright held by the owner/author(s). 123-4567-24-567/08/06...\$15.00
DOI: 10.475/123_4

1 INTRODUCTION

Name entity disambiguation [3, 8, 28, 29] is an important problem, which has numerous applications in information retrieval, counter-terrorism, and bibliographic data analysis. In information retrieval, name disambiguation is critical for sanitizing search results of ambiguous queries. For example, an online search query for “Michael Jordan” may retrieve pages of former US basketball player, the pages of UC Berkeley machine learning professor, and the pages of other persons having that name, and name disambiguation is necessary to split those pages into homogeneous groups. In counter-terrorism, such an exercise is essential before inserting a person’s profile in a law enforcement database; failing to do so may cause severe trouble to many innocent persons who are namesakes of a known criminal. Evidently, name entity disambiguation is particularly important in the field of bibliometrics and library science. This is due to the fact that many distinct authors share the same name reference as the first name of an author is typically written in abbreviated form in the citation of many scientific articles. Thus, bibliographic servers that maintain such data may mistakenly aggregate the articles from multiple scholars (sharing the same name) into a unique profile in some digital repositories. For an example consider the name “Wei Wang” in Google Scholar (GS)¹. Although verified as the profile page of a Computer Science Professor at UCLA, according to our labeling, more than 10 distinct person’s publications are aggregated under that profile mistakenly. Such mistakes in library science over- or under-estimate a researcher’s citation related impact metrics.

Due to its importance, the name entity disambiguation task has attracted great attention from information retrieval and data mining communities. However, the majority of existing solutions [1, 3, 10, 13, 30] for this task use biographical features such as name, address, institutional affiliation, email address, and homepage. Also, contextual features such as collaborator, community affiliation, and external data source such as Wikipedia are used in some works [11, 13]. Using the biographical features is acceptable for disambiguation of authors in bibliometrics domain, but for many scenarios, especially in the national security related applications, biographical features are hard to obtain, or they may even be illegal to obtain unless a security analyst has the appropriate level of security clearance. For such a privacy-preserving scenario many existing techniques [10, 13, 23], which compute document similarity using biographical attributes are not applicable.

¹<https://scholar.google.com/citations?hl=en&user=UedS9LQAAAAJ>

In this work, we solve the name entity disambiguation task without tapping into user's non-public biographical information. In fact, for a given name reference, by using only the relational information, we pre-process the input data as three graphs: coauthor graph, author-document graph, and document-document graph. Moreover, These graphs are appropriately anonymized where each of the nodes has been assigned a unique pseudo-random identifier. Then the name entity disambiguation task becomes a graph clustering task of the document-document graph, with the objective that each cluster contains documents authored by a unique real-life person. Instead of solving this clustering task by using a naive (and costly) graph clustering method, we solve it by designing a novel representation learning model, which facilitates information exchange among the three networks and jointly learns embedding of the vertices of these networks in a low dimensional latent space. Our proposed representation learning model embeds the document collection into a set of disambiguation-aware vectors in their latent space, such that a traditional hierarchical clustering [27] of the vectors generates excellent name entity disambiguation performance.

The key contributions of this work are summarized as below:

- (1) We solve the name entity disambiguation task by using only linked data from network topological information. The work is motivated by the growing demand for big data analysis without violating the user privacy in security sensitive domains.
- (2) We propose a network embedding based solution that leverages linked structures of variety of anonymized networks in order to represent each document into a low-dimensional vector space for solving the name entity disambiguation task.
- (3) We use two real-life bibliographic datasets for evaluating the disambiguation performance of our solution. The results demonstrate the superiority of our proposed method over the state-of-the-art methodologies for name entity disambiguation in an identical setup.

2 RELATED WORK

There exist a large number of works on name entity disambiguation [3, 8, 30]. In terms of methodologies, existing works have considered supervised [1, 8], unsupervised [3, 9], and probabilistic relational models [22, 23, 29]. In the supervised setting, Han et al. [8] proposed supervised name disambiguation methodologies by utilizing Naive Bayes and SVM. In these works, a distinct real-life entity can be considered as a class, and the objective is to classify each record to one of the classes. For the unsupervised name disambiguation, the records are partitioned into several clusters with the goal of obtaining a partition where each cluster contains records from a unique entity. For example, Han et al. [9] used K -way spectral clustering for name disambiguation in bibliographical data. Recently, probabilistic relational models, especially

graphical models have also been considered for the name entity disambiguation task. For instance, [23] proposed to use Markov Random Fields to address name entity disambiguation challenge in a unified probabilistic framework.

Most existing solutions to the name disambiguation task use either biographical attributes, or auxiliary features that are collected from external sources. However, the attempt of extracting biographical or external data sustains the risk of privacy violation. To address this issue, a few works [12, 16, 28] have considered name disambiguation using anonymized graphs without leveraging the node attributes. The central idea of this type of works is to exploit graph topological features to solve the name disambiguation problem without intruding user privacy through the collection of bibliographical attributes. For example, authors in [12] characterized the similarity between two nodes based on their local neighborhood structures using graph kernels and solved the name disambiguation problem using SVM. However, the major drawback of the proposed method in [12] is that it can only detect entities that should be disambiguated, but fails to further partition the documents into their corresponding homogeneous groups. Authors in [28] proposed an unsupervised solution to name disambiguation in an anonymized graph by exploiting the time-stamped network topology around a vertex. However, it also suffers from the similar issue as described above.

Our proposed solution utilizes a network representation learning based approach [2, 5, 7, 18, 19, 24, 25]— a rather recent development in machine learning. Many of these methods are technically inspired by word embedding based language model [17]. Different from traditional graph embedding methods, such as Structure Preserving Embedding (SPE) [21], Local Linear Embedding (LLE) [20], and Laplacian Eigenmaps [6], the recently proposed network embedding methods, such as DeepWalk [19], LINE [25], PTE [24], and Node2Vec [7], are more scalable and have shown better performance in node classification and link prediction tasks. Although, our proposed method exploits the general theme of network embedding approach, its methodologies are novel and particularly effective for solving the name entity disambiguation in a restricted setup, where network topology is the only information available.

3 PROBLEM FORMULATION

We first introduce notations used in this paper. Throughout the paper, bold uppercase letter (e.g., \mathbf{X}) denotes a matrix and \mathbf{X}_{ij} denotes the entry in i -th row and j -th column of \mathbf{X} ; bold lowercase letter such as \mathbf{x}_i denotes a column vector, and $(\cdot)^T$ denotes vector transpose. $\|\mathbf{X}\|_F$ is the Frobenius norm of matrix \mathbf{X} . Calligraphic uppercase letter (e.g., \mathcal{X}) is used to denote a set and $|\mathcal{X}|$ is the cardinality of the set \mathcal{X} .

For a given name reference a , we denote $\mathcal{D}^a = \{d_1^a, d_2^a, \dots, d_N^a\}$ to be a set of N documents with which a is associated and $\mathcal{A}^a = \{a_1, a_2, \dots, a_M\}$ is the coauthor set of a in \mathcal{D}^a , where $a \notin \mathcal{A}^a$. If there is no ambiguity we remove the superscript a in the notations of both \mathcal{D}^a and \mathcal{A}^a and refer the terms as \mathcal{D} and \mathcal{A} , respectively. For illustration, in bibliographic field,

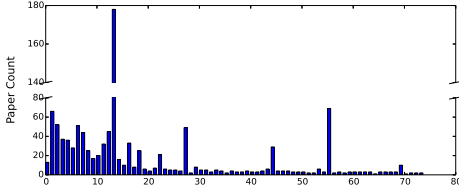


Figure 1: Paper Count Distribution of “S Lee”

\mathcal{D} can be the set of scholarly publications where a is one of the authors and A is the set of a ’s coauthors. In real-life, the given name reference a can be associated with multiple persons (say L) all sharing the same name. The task of name entity disambiguation is to partition \mathcal{D} into L disjoint sets such that each partition contains documents of a unique person entity with name reference a .

Though it may appear as a simple clustering problem, name entity disambiguation is challenging on real-life data. This is due to the fact that it requires solving a highly class-imbalanced clustering task, as the number of documents associated with a distinct person follows a power-law distribution. We demonstrate it through an example from the bibliographic domain. In Figure 1, we show a histogram of paper counts of various real-life persons named “S Lee”. As we can observe, there are a few real-life authors (dominant entities) with the name “S Lee” to whom the majority of the publications belong. Only a few publications belong to each of the remaining real-life authors with name “S Lee”. Due to this severe class imbalance issue, majority of traditional clustering methods perform poorly on this task. Sophisticated machine learning models, like the one we propose below are needed for solving this task. This example is from bibliographic domain, but power-law distribution of possession is common in every aspect of real-life, so we expect this challenge to hold in other domains as well.

In this study, we investigate the name entity disambiguation problem in a restricted setup, where bibliographical features and information from external sources are not considered so that the risk of privacy violation can be alleviated. Instead, we formulate the problem using graphs in which each node has been assigned an anonymized identifier, and network topological structure is the only information available. Specifically, our solution encodes the local neighborhood structures accumulated from three different networks into a proposed network embedding model, which generates a k -dimensional vector representation for each document. The networks are author-author network, author-document network, and linked document network, which we formally define below.

Definition 3.1 (Author-Author Network). For a given name reference x , the author-author network, denoted as $G_{aa} = (\mathcal{A}^x, E_{aa})$, captures the author co-occurrence event within the collection of documents authored by x . \mathcal{A}^x is the coauthor set, and $e_{ij} \in E_{aa}$ represents the set of edges between authors a_i and a_j , who co-authored in at least one document.

The weight w_{ij} of the edge e_{ij} is defined as the number of times a_i and a_j have co-authored.

The author-author network is important because the inter-person acquaintances represented by co-authorship relation can be used to discriminate the set of documents of multiple real-life persons. However, the co-authorship network does not account for the fact that the documents authored by the same real-life person are inherently similar; author-document network and document-document network cover for this shortcoming.

Definition 3.2 (Author-Document Network). Author-Document Network, represented as $G_{ad} = (\mathcal{A} \cup \mathcal{D}, E_{ad})$, is a bipartite network where \mathcal{D} is the set of documents with which name reference a is associated and \mathcal{A} is the set of co-authors of a . E_{ad} is the set of edges between authors and documents. The edge weight w_{ij} between author a_i and document d_j is simply defined as the number of times a_i appears in document d_j . For a bibliographic dataset, the weight $w_{ij} = 1$.

Definition 3.3 (Linked Document Network). Document-Document Network, represented as $G_{dd} = (\mathcal{D}, E_{dd})$, where each vertex $d_i \in \mathcal{D}$ is a document. If two documents d_i and d_j are similar (more discussion is forthcoming), we build an edge between them represented as $e_{ij} \in E_{dd}$.

There are several ways document-document similarity can be captured. For instance, one can find word co-occurrence between different documents to compute this similarity. However, we refrained from using word co-occurrence due to the privacy concern as sometimes a list of a set of unique words can reveal the identity of a person [4]. Instead we define document-document similarity through a combination of author-author and author-document relationships. Two documents are similar if the intersection of their coauthor-sets is large (by using author-document relationship) or if the intersection of one-hop neighbors of their coauthor-sets is large (by using both author-document and author-author relationships).

The above definition of document similarity captures two important patterns which facilitate effective name entity disambiguation by document clustering. First, there is a high chance for two documents to be authored by the same real-life person, if they have a large number of overlapping co-authors. Second, even if they do not have any overlapping co-authors, large overlap in the neighbors of their co-authors signals that the documents are most likely authored by the same person. For both cases, these two documents should be placed in close proximity in the embedded space. Mathematically, we denote $\mathcal{A}_{d_i}^1$ as the coauthor set of d_i . Furthermore, $\mathcal{A}_{d_i}^2$ is the set of coauthors by extending $\mathcal{A}_{d_i}^1$ with all neighbors of the authors in $\mathcal{A}_{d_i}^1$, namely $\mathcal{A}_{d_i}^2 = \mathcal{A}_{d_i}^1 \cup \{\mathcal{NB}_{G_{aa}}(b)\}_{b \in \mathcal{A}_{d_i}^1}$, where $\mathcal{NB}_{G_{aa}}(b)$ is the set of neighbors of node b in author-author network G_{aa} . Then the document similarity between d_i and d_j is simply defined as $w_{ij} = |\mathcal{A}_{d_i}^2 \cap \mathcal{A}_{d_j}^2|$.

Based on our problem formulation, the name disambiguation solution consists of two phases: document representation and disambiguation. Given a name reference a , its associated document set \mathcal{D}^a (which we want to disambiguate)

and the coauthor set \mathcal{A}^a , the document representation phase first constructs corresponding author-author network G_{aa} , author-document bipartite network G_{ad} , and linked document network G_{dd} . Then our proposed document representation model combines structural information from these three networks to generate a k -dimensional document embedding matrix $\mathbf{D} = [\mathbf{d}_1^T, \dots, \mathbf{d}_N^T] \in \mathbb{R}^{N \times k}$. Then the disambiguation phase takes the document embedding matrix \mathbf{D} as input and applies the hierarchical agglomerative clustering (HAC) with group average merging criteria to partition N documents in \mathcal{D}^a into L disjoint sets with the expectation that each set is composed of documents of a unique person entity sharing the name reference a . At this stage, L is a user-defined parameter which we match with the ground truth during the evaluation phase. In real-life though, a user needs to tune the parameter L which can easily be done with HAC, because HAC provides hierarchical organization of clusters at all levels starting from a single cluster upto the case of single-instance cluster, and a user can recover clustering for any value of L as needed without additional cost. Also, across different L values the cluster assignment is consistent (i.e., two instances that are in the same cluster for some L value will remain in the same cluster for any lower L value), which helps in choosing an appropriate L value easily.

4 METHOD

In this section, we discuss our proposed network embedding model for name entity disambiguation. Our goal is to encode the local neighborhood structures captured by the three networks (see Definitions 3.1 3.2 3.3) into the k -dimensional document embedding matrix with strong name disambiguation ability.

4.1 Model Formulation

The main intuition of our network embedding model is that nodes sharing similar local neighborhood structure should have similar vector representation in the embedding space. For instance, in linked document network, two neighboring vertices d_i and d_j , i.e., $e_{ij} \in G_{dd}$ share similar topological context in the network, hence the embedding vector for d_i should be a good predictor of the embedding vector of its adjacent vertex d_j . This goal can be achieved by maximizing the following objective function:

$$OBJ_{dd} = \max_{\mathbf{D}} \sum_{i \in \mathcal{D}} \sum_{j: e_{ij} \in G_{dd}} \log P(d_j | d_i) \quad (1)$$

where $\mathbf{D} \in \mathbb{R}^{N \times k}$, $P(d_j | d_i)$ can be viewed as the conditional probability of vertex d_j generated by vertex d_i in G_{dd} and can be defined by the following softmax function:

$$P(d_j | d_i) = \frac{\exp(\mathbf{d}_j^T \mathbf{d}_i)}{\sum_{t=1}^N \exp(\mathbf{d}_t^T \mathbf{d}_i)} \quad (2)$$

As shown in Equation 2, $\mathbf{d}_i \in \mathbb{R}^{k \times 1}$ is the embedding vector of document d_i (which we want to obtain). Based on the above formulation, if \mathbf{d}_i and \mathbf{d}_j are closer, then $P(d_j | d_i)$ will be large. Using identical argument, the objective functions

for capturing author-author and author-document relations are given as below:

$$OBJ_{aa} = \max_{\mathbf{A}} \sum_{i \in \mathcal{A}} \sum_{j: e_{ij} \in G_{aa}} \log P(a_j | a_i) \quad (3)$$

$$OBJ_{ad} = \max_{\mathbf{A}, \mathbf{D}} \sum_{i \in \mathcal{A}} \sum_{j: e_{ij} \in G_{ad}} \log P(d_j | a_i) \quad (4)$$

where $\mathbf{A} \in \mathbb{R}^{M \times k}$ can be thought as the author embedding matrix and M is the number of authors in co-author set \mathcal{A} . Both $P(a_j | a_i)$ and $P(d_j | a_i)$ can be defined the similar way as described in Equation 2.

The goal of proposed network embedding framework is to unify these three types of relations together, where the author and document vertices are shared across these three networks. An intuitive manner is to collectively embed these three networks, which can be achieved by minimizing the following objective function:

$$OBJ = \min_{\mathbf{A}, \mathbf{D}} -OBJ_{aa} - OBJ_{ad} - OBJ_{dd} + \lambda \text{Reg}(\mathbf{A}, \mathbf{D}) \quad (5)$$

where $\lambda \text{Reg}(\mathbf{A}, \mathbf{D})$ in Equation 5 is a l_2 -norm regularization term to prevent the model from overfitting in the learning process. Here for the computational convenience, we set $\text{Reg}(\mathbf{A}, \mathbf{D})$ as $\|\mathbf{A}\|_F^2 + \|\mathbf{D}\|_F^2$.

4.2 Model Optimization

Optimizing objective function shown in Equation 5 is computational expensive. For example, in linked document relation, the calculation of $P(d_j | d_i)$ in Equation 2 requires summation over all the documents in the collection, which could be very inefficient since the number of documents is usually very large. To accelerate the learning speed, we adopt the approach of negative sampling proposed in Word2Vec [17]. Specifically, the negative sampling is defined by the following objective function:

$$\log \sigma(\mathbf{d}_j^T \mathbf{d}_i) + \sum_{t=1}^T E_{d_t \sim P_n(d)} [\log \sigma(-\mathbf{d}_t^T \mathbf{d}_i)] \quad (6)$$

where the logistic function $\sigma(\cdot)$ is defined as $\sigma(x) = \frac{1}{1+e^{-x}}$.

The objective function of Equation 6 has two parts, the first part maximizes the similarity between two linked document embedding vectors \mathbf{d}_i and \mathbf{d}_j , whereas the second part minimizes the similarity between \mathbf{d}_i and \mathbf{d}_t , where \mathbf{d}_t is the embedding vector of a randomly sampled document d_t . d_t is also called a negative sample because $(d_i, d_t) \notin G_{dd}$. In fact, the second part of the objective function takes T (user defined) different negative samples and pulls the document vector \mathbf{d}_i away from all the document vectors of negative samples by summing the contribution from each of them. Thus, if $\mathcal{P}_{G_{dd}}$ and $\mathcal{N}_{G_{dd}}$ are positive and negative training sets in G_{dd} , for every positive training instance $(d_i, d_j) \in \mathcal{P}_{G_{dd}}$, we sample T negative instances from $\mathcal{N}_{G_{dd}}$ with a probability proportional to a noise distribution, i.e., $d_t \sim P_n(d)$ and then optimize the expression in Equation 6. The noise distribution $P_n(d)$ is generally a pre-defined discrete distribution

based on the node degree in G_{dd} ; this is similar to the idea of unigram distribution in Word2Vec [17].

Now we can approximate OBJ_{dd} shown in Equation 1 as below:

$$\max_{\mathbf{D}} \sum_{(d_i, d_j) \in \mathcal{P}_{G_{dd}}} \log \sigma(\mathbf{d}_j^T \mathbf{d}_i) + \sum_{(d_i, d_t) \in \mathcal{N}_{G_{dd}}} \log \sigma(-\mathbf{d}_t^T \mathbf{d}_i) \quad (7)$$

Similarly, for author-document relation, we approximate OBJ_{ad} in Equation 4 as follows:

$$\max_{\mathbf{A}, \mathbf{D}} \sum_{(a_i, d_j) \in \mathcal{P}_{G_{ad}}} \log \sigma(\mathbf{d}_j^T \mathbf{a}_i) + \sum_{(a_i, d_t) \in \mathcal{N}_{G_{ad}}} \log \sigma(-\mathbf{d}_t^T \mathbf{a}_i) \quad (8)$$

where in Equation 8, $(a_i, d_j) \in G_{ad}$ and we can consider it as a positive instance in positive training set of G_{ad} , denoted as $\mathcal{P}_{G_{ad}}$. For the given author a_i , we randomly sample a document d_t that is not connected with a_i in bipartite network G_{ad} , and then put (a_i, d_t) into the negative training set of G_{ad} , denoted as $\mathcal{N}_{G_{ad}}$.

With the similar idea, for author-author relation, OBJ_{aa} in Equation 3 can be written as below:

$$\max_{\mathbf{A}} \sum_{(a_i, a_j) \in \mathcal{P}_{G_{aa}}} \log \sigma(\mathbf{a}_j^T \mathbf{a}_i) + \sum_{(a_i, a_t) \in \mathcal{N}_{G_{aa}}} \log \sigma(-\mathbf{a}_t^T \mathbf{a}_i) \quad (9)$$

where $\mathcal{P}_{G_{aa}}$ and $\mathcal{N}_{G_{aa}}$ are positive and negative training sets in G_{aa} respectively.

With the help of negative sampling approximation, the objective function of our proposed network embedding framework shown in Equation 5 can be written as:

$$\begin{aligned} f = \min_{\mathbf{A}, \mathbf{D}} & - \sum_{(a_i, a_j) \in \mathcal{P}_{G_{aa}}} \log \sigma(\mathbf{a}_j^T \mathbf{a}_i) - \sum_{(a_i, a_t) \in \mathcal{N}_{G_{aa}}} \log \sigma(-\mathbf{a}_t^T \mathbf{a}_i) \\ & - \sum_{(a_i, d_j) \in \mathcal{P}_{G_{ad}}} \log \sigma(\mathbf{d}_j^T \mathbf{a}_i) - \sum_{(a_i, d_t) \in \mathcal{N}_{G_{ad}}} \log \sigma(-\mathbf{d}_t^T \mathbf{a}_i) \\ & - \sum_{(d_i, d_j) \in \mathcal{P}_{G_{dd}}} \log \sigma(\mathbf{d}_j^T \mathbf{d}_i) - \sum_{(d_i, d_t) \in \mathcal{N}_{G_{dd}}} \log \sigma(-\mathbf{d}_t^T \mathbf{d}_i) \\ & + \lambda \text{Reg}(\mathbf{A}, \mathbf{D}) \end{aligned}$$

We adopt the asynchronous stochastic gradient descent (ASGD) algorithm for optimizing Equation 10. Specifically, in each step we sample the training instances involved in author-author, author-document, and document-document relations accordingly. The sampling strategy is based on the edge sampling [25], which samples an edge for model update with the probability proportional to the edge weight in its corresponding network. For example, given a positive training instance $(d_i, d_j) \in \mathcal{P}_{G_{dd}}$, using the chain rule, the gradient of the objective function f in Equation 10 w.r.t. \mathbf{d}_i and \mathbf{d}_j can be computed as follows:

$$\begin{aligned} \frac{\partial f}{\partial \mathbf{d}_i} &= [\sigma(\mathbf{d}_j^T \mathbf{d}_i) - 1] \cdot \mathbf{d}_j + 2\lambda \mathbf{d}_i \\ \frac{\partial f}{\partial \mathbf{d}_j} &= [\sigma(\mathbf{d}_j^T \mathbf{d}_i) - 1] \cdot \mathbf{d}_i + 2\lambda \mathbf{d}_j \end{aligned} \quad (11)$$

Then \mathbf{d}_i and \mathbf{d}_j are updated as below:

$$\begin{aligned} \mathbf{d}_i &= \mathbf{d}_i - \alpha \frac{\partial f}{\partial \mathbf{d}_i} \\ \mathbf{d}_j &= \mathbf{d}_j - \alpha \frac{\partial f}{\partial \mathbf{d}_j} \end{aligned} \quad (12)$$

where α is the learning rate.

Using a similar gradient derivation, for the training instance $(d_i, d_t) \in \mathcal{N}_{G_{dd}}$, the vectors \mathbf{d}_i and \mathbf{d}_t are updated as:

$$\begin{aligned} \mathbf{d}_i &= \mathbf{d}_i - \alpha \frac{\partial f}{\partial \mathbf{d}_i} \\ \mathbf{d}_t &= \mathbf{d}_t - \alpha \frac{\partial f}{\partial \mathbf{d}_t} \end{aligned} \quad (13)$$

Likewise, when the training instances come from author-author network, and author-document bipartite network, we update their corresponding gradients accordingly. We omit the detailed derivations here since they are very similar to the aforementioned ones.

Algorithm 1 Network Embedding based Name Entity Disambiguation in Anonymized Graphs

Input: name reference a , dimension k , λ , α , L

Output: document embedding matrix \mathbf{D} and its clustering membership set \mathcal{C}

- 1: Given name reference a , construct its associated \mathcal{D}^a , \mathcal{A}^a , G_{aa} , G_{ad} , G_{dd}
 - 2: Given G_{aa} , G_{ad} , G_{dd} , construct training sample sets $\mathcal{P}_{G_{aa}}$, $\mathcal{N}_{G_{aa}}$, $\mathcal{P}_{G_{ad}}$, $\mathcal{N}_{G_{ad}}$, $\mathcal{P}_{G_{dd}}$, $\mathcal{N}_{G_{dd}}$ respectively based on edge sampling technique
 - 3: Initialize \mathbf{A} and \mathbf{D} as k -dimensional matrices
 - 4: **for** each training instance in training sample sets **do**
 - 5: Update involved parameters using ASGD as described (10)
 - 6: **end for**
 - 7: Given \mathbf{D} and L , perform HAC to partition N documents in \mathcal{D}^a into L disjoint sets for name disambiguation
 - 8: **return** \mathbf{D} , $\mathcal{C} = \{c_1, c_2, \dots, c_N\}$
-

4.3 Pseudo-code and Complexity Analysis

The pseudo-code of the proposed network embedding method for name entity disambiguation under anonymized graphs is summarized in Algorithm 1. The entire process consists of two phases: network embedding for document representation

and name entity disambiguation by clustering. Specifically, given a name reference a and its associated document set \mathcal{D}^a we aim to disambiguate, we first prepare the training instances in Line 1-2. Line 3 initializes the author and document embedding matrices \mathbf{A} and \mathbf{D} by randomly sampling elements from Gaussian distribution with 0 mean and 0.1 standard deviation. Then we train our proposed network embedding model and update \mathbf{A} and \mathbf{D} using the training samples based on the ASGD optimization in Line 4-6. Then given the obtained document embedding matrix \mathbf{D} and L , in Line 7, we perform HAC to partition N documents in \mathcal{D}^a into L disjoint sets such that each partition contains documents of a unique person entity with name reference a . Finally in Line 8, we return document embedding matrix \mathbf{D} and its clustering membership set $\mathcal{C} = \{c_1, \dots, c_i, \dots, c_N\}$, where $1 \leq c_i \leq L$.

For the time complexity analysis, for the document embedding, when the training sample is $(d_i, d_j) \in \mathcal{P}_{G_{dd}}$, as observed from Equations 11 and 12, the cost of calculating gradient of f w.r.t. \mathbf{d}_i and \mathbf{d}_j , and updating \mathbf{d}_i and \mathbf{d}_j are both $\mathcal{O}(k)$. Similar analysis can be applied when training instances are from $\mathcal{P}_{G_{aa}}, \mathcal{N}_{G_{aa}}, \mathcal{P}_{G_{ad}}, \mathcal{N}_{G_{ad}}, \mathcal{N}_{G_{dd}}$. Therefore, the total computational cost is $((T+1)|\mathcal{P}_{G_{aa}}| + (T+1)|\mathcal{P}_{G_{ad}}| + (T+1)|\mathcal{P}_{G_{dd}}|)\mathcal{O}(k)$. For the name disambiguation, the computational cost of hierarchical clustering is $\mathcal{O}(N^2 \log N)$ [27]. So the total computational complexity of Algorithm 1 is $((T+1)|\mathcal{P}_{G_{aa}}| + (T+1)|\mathcal{P}_{G_{ad}}| + (T+1)|\mathcal{P}_{G_{dd}}|)\mathcal{O}(k) + \mathcal{O}(N^2 \log N)$.

5 EXPERIMENTS AND RESULTS

We perform several experiments to validate the performance of our proposed network embedding method for solving the name entity disambiguation task in a privacy-preserving setting using only linked data. We also compare our method with various other methods to demonstrate its superiority over those methods.

5.1 Datasets

A key challenge for the evaluation of name entity disambiguation task is the lack of availability of labeled datasets from diverse application domains. In recent years, the bibliographic repository sites, Arnetminer² and CiteSeerX³ have published several ambiguous author name references along with respective ground truths (paper list of each real-life person), which we use for evaluation. From each of these two sources, we use 10 highly ambiguous (having a larger number of distinct authors for a given name) name references and show the performance of our method on these name references. The statistics of name references in Arnetminer and CiteSeerX datasets are shown in Table 1 and Table 2, respectively. In these tables, for each name reference, we show the number of documents, and the number of distinct authors associated with that name reference. It is important to understand that the name entity disambiguation model is built on a name reference, not on a source dataset such as, Arnetminer or

Name Reference	# Documents	# Distinct Authors
Jing Zhang	160	33
Bin Yu	78	8
Rakesh Kumar	82	5
Lei Wang	222	48
Bin Li	135	14
Yang Wang	134	23
Bo Liu	93	19
Yu Zhang	156	26
David Brown	42	9
Wei Xu	111	21

Table 1: Arnetminer Name Disambiguation Dataset

Name Reference	# Documents	# Distinct Authors
K Tanaka	174	9
M Jones	191	10
J Smith	798	26
Y Chen	848	64
J Martin	51	13
A Kumar	149	10
J Robinson	123	9
M Brown	118	13
J Lee	891	93
S Lee	1091	74

Table 2: CiteSeerX Name Disambiguation Dataset

CiteSeerX as a whole, so each name reference is a distinct dataset on which the evaluation is performed.

5.2 Competing Methods

To validate the disambiguation performance of our proposed approach, we compare it against 9 different methods. For a fair comparison, all of these methods accommodate the name entity disambiguation using only relational data. Among all the competing methods, Rand, AuthorList, and AuthorList-NNMF are a set of primitive baselines that we have designed. But, the remaining methods are taken from recently published works. For instance, GF, DeepWalk, LINE, Node2Vec, and PTE are existing state-of-the-art approaches for vertex embedding, which we use for name entity disambiguation by clustering the documents using HAC in the embedding space similar to our approach. Graphlet based graph kernel methods (GL3, GL4) are existing state-of-the-art approaches for name entity disambiguation in anonymized graphs. More details of each of the competing methods are given below. For each method, for a given name reference, a list of documents need to be partitioned among L (user defined) different classes.

- (1) **Rand:** This naive method randomly assigns one of existing classes to the associated documents.
- (2) **AuthorList:** Given the associated documents, we first aggregate the author-list of all documents in an author-array, then define a binary feature for each author, indicating his presence or absence in the author-list of that document. Finally we use HAC with the generated author-list as features for disambiguation task.
- (3) **AuthorList-NNMF:** We perform Non-Negative Matrix Factorization (NNMF) [15] on the generated author-list features the same way described above. Then the latent features

²<https://aminer.org/disambiguation>

³<http://clgiles.ist.psu.edu/data/>

from NMF are used in a HAC framework for disambiguation task.

(4) Graph Factorization (GF) [14]: In this method, we first represent the linked document network G_{dd} as an affinity matrix, and then utilize matrix factorization technique to represent each document into low-dimensional vector. For model learning, GF is optimized through ASGD for a fair comparison.

(5) DeepWalk [19]: DeepWalk is an approach recently proposed for network embedding, which is only applicable for network with binary edges. For each document in G_{dd} , we use uniform random walk to obtain the contextual information of its neighborhood for document embedding ⁴.

(6) LINE [25]: Given G_{dd} , LINE aims to learn the document embedding that preserves both the first-order and second-order proximities ⁵.

(7) Node2Vec [7]: Similar to DeepWalk, Node2Vec designs a biased random walk procedure for document embedding. ⁶

(8) PTE [24]: Predictive Text Embedding (PTE) framework aims to capture the relations of word-word, word-document, and word-label. However, such keyword and label based biographical features are not available in the anonymized setup. For a fair comparison, instead we utilize local structural information of both G_{aa} and G_{ad} networks to learn the document embedding. However, this approach is not able to capture the linked information among documents.

(9) Graph Kernel [12]: In this work, size-3 graphlets (GL3) and size-4 graphlets (GL4) are used to build graph kernels, which measure documents' similarity in G_{dd} . Then the learned similarity metric is used as features in HAC for name entity disambiguation. As we can see, both kernels use only the topological information of network. ⁷

5.3 Experimental Setting

For each of the 20 name references, we perform name disambiguation task using our proposed method and each of the competing methods to demonstrate that our proposed method is superior than the competing methods. For evaluation metric, we use Macro-F1 measure [27], which is the average of F1 measure of each class. The range of Macro-F1 measure is between 0 and 1, and a higher value indicates better disambiguation performance. Besides comparison with competing methodologies, we also perform experiments to show that our method is robust against the variation of user defined parameters (specifically, embedding dimension and the number of clusters) over a wide range of parameter values. Experiments are also performed to show the convergence of the learning model while performing the document embedding phase. Finally, we show a comparison of 2D visualization of document clusters as obtained by using different embedding methods.

There are a few user defined parameters in our proposed embedding model. The first among these is the embedding dimension k , which we set to be 20. Then we set negative sample size T (in Equation 6) as 7. For the parameters in model learning (see Section 4.2), we set the regularization parameter λ as 0.005 and fix the learning rate $\alpha = 0.001$. For the disambiguation stage, we use the actual number of classes L of each name reference as input to perform HAC. For both data processing and model implementation, we implement our own code in Python and use NumPy, SciPy, scikit-learn, and Networkx libraries for linear algebra, machine learning, and graph operations. We run all the experiments on a 2.1 GHz Machine with 4GB memory running Linux operating system.

5.4 Comparison among Various Name Entity Disambiguation Methods

Table 3 and Table 4 show the performance comparison of name entity disambiguation between our proposed method and other competing methods for all 20 name references (one table for ArnetMiner names, and the other for CiteSeerX names). In both tables, the rows correspond to the name references and the columns (2 to 12) stand for various methods. The competing methods are grouped logically. The first group includes the baseline methods that we have designed such as random predictor (Rand) and methods using low-dimensional factorization of author-list for clustering. The second group includes various state-of-the-art network embedding methodologies, and the third group includes two methods using graphlet based graph kernels. The cell values are the performance of a method using Macro-F1 score for disambiguation of documents under a given name reference. The last column shows the overall improvement of our proposed method compared with the best competing method. Since ASGD (Asynchronous Stochastic Gradient Descent) based optimization technique in our proposed embedding model is a randomized method, for each name reference we execute the method 5 times and report the average Macro-F1 score. For our method, we also show the standard deviation in the parenthesis. ⁸ For better visual comparison, we highlight the best Macro-F1 score of each name reference with bold-face font.

As we observe, our proposed embedding model performs the best for 9 and 8 name references (out of 10) in Table 3, and Table 4, respectively. Besides, the overall percentage improvement that our method delivers over the second best method is relatively large. For an example, consider the name entity "S Lee" shown in the last row of Table 4. This is a difficult disambiguation task; from Table 2, it has 1091 documents and 74 distinct real-life authors ! A random predictor (Rand) obtains a Macro-F1 of only 0.057 due to the large number of classes. Whereas our method achieves 0.569 Macro-F1 score for this name reference; the second best method for this name (GF) achieves only 0.345, indicating a

⁴Code is available at <http://www.perozzi.net/projects/deepwalk/>

⁵Implementation Code is available at <https://github.com/tangjianpku/LINE>

⁶We use the code from <https://github.com/aditya-grover/node2vec>

⁷The kernel values are obtained by source code supplied by the original authors

⁸Standard deviation for other competing methods are not shown due to the space limit.

Name Reference	Our Method	Rand	AuthorList	AuthorList-NNMF	GF [14]	DeepWalk [19]	LINE [25]	Node2Vec [7]	PTE [24]	GL3 [12]	GL4 [12]	Improv.
Jing Zhang	0.704 (0.014)	0.192	0.327	0.463	0.669	0.654	0.651	0.312	0.458	0.318	0.329	5.23%
Bin Yu	0.801 (0.009)	0.201	0.371	0.283	0.610	0.644	0.643	0.531	0.399	0.489	0.504	24.4%
Rakesh Kumar	0.834 (0.012)	0.226	0.305	0.404	0.448	0.617	0.641	0.372	0.219	0.434	0.407	17.1%
Lei Wang	0.703 (0.021)	0.198	0.502	0.424	0.633	0.419	0.639	0.263	0.447	0.291	0.321	11.1%
Bin Li	0.847 (0.016)	0.172	0.610	0.733	0.761	0.392	0.641	0.186	0.349	0.336	0.418	11.3%
Yang Wang	0.698 (0.011)	0.199	0.442	0.532	0.575	0.640	0.623	0.331	0.444	0.378	0.512	9.1%
Bo Liu	0.834 (0.022)	0.215	0.482	0.740	0.850	0.788	0.781	0.459	0.373	0.498	0.347	-1.9%
Yu Zhang	0.720 (0.031)	0.186	0.519	0.566	0.565	0.454	0.658	0.196	0.385	0.369	0.305	9.4%
David Brown	1.00 (0.00)	0.304	0.818	0.583	0.802	0.494	1.00	0.221	0.575	0.603	0.698	0%
Wei Xu	0.743 (0.014)	0.256	0.527	0.564	0.625	0.228	0.599	0.136	0.236	0.386	0.428	18.9%

Table 3: Comparison of Macro-F1 values between our proposed method and other competing methods for name disambiguation task in Arnetminer dataset (embedding dimension = 20). Paired t -test is conducted on all performance comparisons and it shows that all improvements are significant at the 0.05 level.

Name Reference	Our Method	Rand	AuthorList	AuthorList-NNMF	GF [14]	DeepWalk [19]	LINE [25]	Node2Vec [7]	PTE [24]	GL3 [12]	GL4 [12]	Improv.
K Tanaka	0.606 (0.018)	0.178	0.202	0.168	0.334	0.450	0.398	0.304	0.173	0.235	0.276	34.7%
M Jones	0.723 (0.009)	0.184	0.189	0.261	0.529	0.696	0.688	0.513	0.348	0.216	0.398	3.9%
J Smith	0.403 (0.007)	0.083	0.121	0.280	0.316	0.098	0.104	0.073	0.136	0.201	0.237	27.5%
Y Chen	0.337 (0.019)	0.069	0.325	0.355	0.439	0.118	0.193	0.058	0.199	0.334	0.385	-23.2%
J Martin	0.888 (0.021)	0.310	0.624	0.536	0.755	0.728	0.774	0.629	0.587	0.414	0.431	14.7%
A Kumar	0.585 (0.006)	0.166	0.251	0.375	0.319	0.407	0.395	0.424	0.247	0.192	0.234	43.7%
J Robinson	0.776 (0.033)	0.200	0.348	0.438	0.393	0.513	0.603	0.608	0.345	0.271	0.316	27.6%
M Brown	0.731 (0.028)	0.171	0.306	0.573	0.478	0.481	0.633	0.211	0.269	0.297	0.248	15.5%
J Lee	0.326 (0.038)	0.089	0.262	0.256	0.231	0.387	0.134	0.181	0.142	0.189	0.205	-15.8%
S Lee	0.569 (0.015)	0.057	0.214	0.248	0.345	0.194	0.109	0.044	0.074	0.215	0.268	64.9%

Table 4: Comparison of Macro-F1 values between our proposed method and other competing methods for name disambiguation task in CiteSeerX dataset (embedding dimension = 20). Paired t -test is conducted on all performance comparisons and it shows that all improvements are significant at the 0.05 level.

substantial improvement (64.9%) by our method. The relatively good performance of our proposed method across all the name references is due to the fact that the method is able to learn document embedding, which is particularly suited for the name disambiguation task by facilitating information exchange among the three networks (see Section 3).

Among the competing methods, AuthorList based methods perform poorly because the binary features are not intelligent enough to disambiguate documents, even after using traditional low dimensional embedding by non-negative matrix factorization. Graph kernel based methods such as GL3 and GL4 also have similar fate; the possible reason could be that the size-3 and size-4 graphlet structures are not decisive patterns to distinguish documents authored by different persons. On the other hand, embedding based methods are much better as they are able to learn effective features, which bring the documents authored by the same real-life person in close proximity in the feature space. This finding justifies our approach of choosing a document embedding method for solving name entity disambiguation. Among the competing network embedding based approaches, as we can observe from all name references, no single method emerges as a clear winner. To be more precise, PTE performs poorly as it fails to incorporate linked structural information among the documents. Both GF and LINE outperform DeepWalk

in majority of name references. This is because DeepWalk ignores the weights of the edges, which is considered to be very important in the linked document network. However, neither of embedding based competing methods could encode the document co-occurrence by exploiting the information from multiple networks, which is exploited by our proposed model.

5.5 Parameter Sensitivity of Embedding Dimension

We also perform experiment to show how the embedding dimensions k affect the disambiguation performance of our proposed method and other competing embedding based methods. For all the methods, we vary the number of embedding dimension k as 10 and 30. The disambiguation results under all 20 name references from both the sources are shown in Table 5, 6, 7, and 8. As we can observe, for both datasets, our proposed method outperforms all the competing methods in most of the name references. On the other hand, for most of name references, we note that as the dimension of embeddings increases, the disambiguation performance improves significantly. The reason is due to the fact that when the embedding dimension is too small, the representation capability of the embedding vectors is not sufficient and we may lose information. However, for a few name references such as “A Kumar” in CiteSeerX dataset, using our proposed

Name Reference	Our Method	AuthorList-NNMF	GF [14]	DeepWalk [19]	LINE [25]	Node2Vec [7]	PTE [24]
Jing Zhang	0.414 (0.015)	0.348	0.469	0.632	0.523	0.240	0.337
Bin Yu	0.660 (0.008)	0.278	0.542	0.644	0.586	0.529	0.348
Rakesh Kumar	0.834 (0.022)	0.512	0.648	0.617	0.651	0.372	0.427
Lei Wang	0.575 (0.017)	0.313	0.512	0.461	0.494	0.237	0.378
Bin Li	0.736 (0.029)	0.491	0.562	0.361	0.581	0.178	0.282
Yang Wang	0.637 (0.026)	0.507	0.529	0.634	0.505	0.274	0.360
Bo Liu	0.753 (0.031)	0.558	0.637	0.772	0.553	0.510	0.482
Yu Zhang	0.679 (0.013)	0.372	0.520	0.453	0.519	0.160	0.301
David Brown	1.00 (0.00)	0.857	0.889	0.383	0.881	0.221	0.667
Wei Xu	0.587 (0.023)	0.357	0.448	0.341	0.545	0.136	0.290

Table 5: Comparison of Macro-F1 values between our proposed method and other competing methods for name disambiguation in Arnetminer dataset (embedding dimension = 10).

Name Reference	Our Method	AuthorList-NNMF	GF [14]	DeepWalk [19]	LINE [25]	Node2Vec [7]	PTE [24]
Jing Zhang	0.774 (0.022)	0.566	0.686	0.660	0.739	0.284	0.513
Bin Yu	0.705 (0.012)	0.206	0.391	0.644	0.639	0.626	0.469
Rakesh Kumar	0.834 (0.032)	0.254	0.639	0.617	0.714	0.372	0.437
Lei Wang	0.798 (0.019)	0.522	0.669	0.481	0.694	0.251	0.455
Bin Li	0.889 (0.011)	0.743	0.759	0.424	0.827	0.192	0.313
Yang Wang	0.658 (0.029)	0.549	0.580	0.636	0.594	0.331	0.499
Bo Liu	0.827 (0.007)	0.634	0.795	0.788	0.818	0.470	0.623
Yu Zhang	0.769 (0.013)	0.609	0.585	0.471	0.739	0.227	0.423
David Brown	1.00 (0.00)	0.663	1.00	0.383	1.00	0.221	0.575
Wei Xu	0.694 (0.034)	0.534	0.511	0.300	0.765	0.136	0.553

Table 6: Comparison of Macro-F1 values between our proposed method and other competing methods for name disambiguation in Arnetminer dataset (embedding dimension = 30)

Name Reference	Our Method	AuthorList-NNMF	GF [14]	DeepWalk [19]	LINE [25]	Node2Vec [7]	PTE [24]
K Tanaka	0.606 (0.013)	0.392	0.395	0.421	0.422	0.285	0.205
M Jones	0.709 (0.022)	0.464	0.376	0.696	0.670	0.465	0.413
J Smith	0.387 (0.034)	0.309	0.279	0.102	0.094	0.065	0.125
Y Chen	0.309 (0.009)	0.206	0.417	0.324	0.187	0.060	0.164
J Martin	0.866 (0.017)	0.720	0.755	0.799	0.632	0.581	0.486
A Kumar	0.547 (0.035)	0.393	0.257	0.543	0.427	0.436	0.171
J Robinson	0.741 (0.011)	0.589	0.476	0.571	0.556	0.611	0.376
M Brown	0.595 (0.023)	0.544	0.274	0.457	0.606	0.193	0.280
J Lee	0.318 (0.038)	0.147	0.198	0.251	0.099	0.151	0.137
S Lee	0.509 (0.042)	0.180	0.318	0.153	0.069	0.061	0.063

Table 7: Comparison of Macro-F1 values between our proposed method and other competing methods for name disambiguation in CiteSeerX dataset (embedding dimension = 10).

Name Reference	Our Method	AuthorList-NNMF	GF [14]	DeepWalk [19]	LINE [25]	Node2Vec [7]	PTE [24]
K Tanaka	0.667 (0.015)	0.237	0.353	0.469	0.406	0.285	0.188
M Jones	0.723 (0.025)	0.243	0.528	0.696	0.736	0.613	0.265
J Smith	0.545 (0.028)	0.367	0.359	0.104	0.136	0.224	0.213
Y Chen	0.466 (0.036)	0.421	0.439	0.389	0.297	0.063	0.201
J Martin	0.921 (0.032)	0.429	0.841	0.788	0.858	0.526	0.680
A Kumar	0.520 (0.014)	0.273	0.306	0.441	0.453	0.395	0.168
J Robinson	0.776 (0.035)	0.244	0.456	0.537	0.703	0.666	0.252
M Brown	0.737 (0.014)	0.326	0.481	0.649	0.611	0.211	0.511
J Lee	0.513 (0.045)	0.274	0.333	0.412	0.224	0.192	0.326
S Lee	0.624 (0.025)	0.318	0.407	0.229	0.198	0.044	0.183

Table 8: Comparison of Macro-F1 values between our proposed method and other competing methods for name disambiguation in CiteSeerX dataset (embedding dimension = 30).

method, when the embedding dimension increases from 10 to 30, the corresponding disambiguation performance in terms

of Macro-F1 drops from 0.547 to 0.520. The possible explanation could be that when the embedding dimension is large

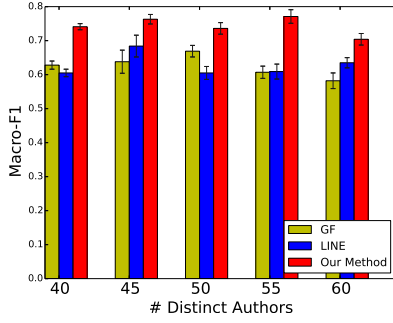


Figure 2: Macro-F1 results of multiple L values on name reference “Lei Wang” using Our Method, GF, and LINE.

for certain name reference, the proposed embedding model is too complex and we may overfit to the data.

5.6 Performance Comparison over the Number of Clusters

One of the potential problems for name disambiguation is to determine the number of real-life persons L under a given name reference, because in real-life L is generally unknown a-priori. So a method whose performance is superior over a range of L values should be preferred. For this comparison, after learning the document representation, we use various L values as input in the HAC for name entity disambiguation and record the Macro-F1 score over different L for the competing methods. In our experiment, we compare Macro-F1 value of our method with two other best performing methods over several names, but due to space limitation, we show this result only for one name (“Lei Wang” in Arnetminer) using bar-charts in Figure 2. In this figure, we compare the performance differences between our method with two other best performing methods (GF and LINE) as we vary L as $\{40, 45, 50, 55, 60\}$. Note that the actual number of distinct authors under “Lei Wang” is 48 as shown in Table 1. As we can see, our proposed method always outperforms the state-of-the-art with all different L values, and the overall improvement of our method over these two methods is statistically significant with a p -value of less than 0.01. Because of the robustness of our proposed embedding method for name entity disambiguation regardless of L values, this is a better method for real-life application.

5.7 Convergence Analysis

We further investigate the convergence of proposed network embedding algorithm shown in Section 4. Figure 3 shows the convergence analysis of our method under two name references, where “Lei Wang” is from Arnetminer and “J Martin” is from CiteSeerX. For each iteration, we select $5 * |E_{dd}|$ samples to update the model parameters. We can observe that our method converges approximately within 150 iterations on both name references and achieves promising convergence

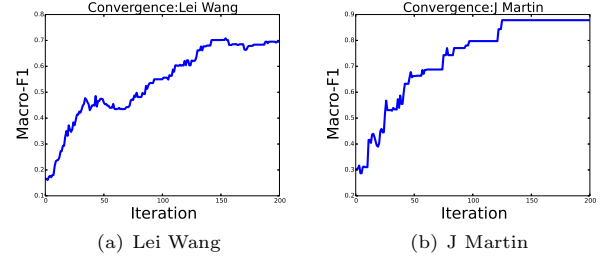


Figure 3: Convergence analysis of two name references using our proposed network embedding model for name disambiguation

results. However, as shown in Equation 10, the objective function in our proposed embedding model is not convex, thus reaching global optimal solution using ASGD based optimization technique is a fairly challenging task. The possible remedy could be to decrease the learning rate α in ASGD when number of iterations increases. Another strategy is to try multiple runs with different seeds initialization. Similar convergence patterns are observed for other name references.

5.8 Document Visualization

Finally we provide an illustrative document visualization result under name reference “Rakesh Kumar” to compare the quality of various network embedding approaches. As shown in Table 1, for name reference “Rakesh Kumar”, it contains 82 documents associated with 5 distinct real-life authors. In Figure 4, each point represents a document and its corresponding color reflects the ground-truth cluster. In addition to that, for all embedding based approaches, we set embedding dimension to be 20.

As we can see, the quality of visualization of PTE is worst as documents belonging to the same real-life author are not clustered tightly. The visualization results of both DeepWalk and Node2Vec are better than PTE. However, there are still significant number of noisy points between two dominant clusters shown in blue and grass green colors. This is because both methods use a random walk based approach to enrich the neighbors of the vertices, which brings in a lot of noise due to the randomness, especially for vertices with higher degree. In contrast, our method performs quite well. For example, documents within the two dominant clusters are distributed very closely. Such high quality embedding results make it well-suited for name disambiguation using HAC. Specifically, HAC with group-average merging criteria iteratively merges the closest pair of clusters based on average of all-pair distance between clusters. Therefore, if documents within the same ground-truth cluster are concentrated with each other in their corresponding embedding spaces as shown in Figure 4(a), then HAC favors to merge these documents together, leading to the desirable performance in terms of name disambiguation. The superior performance of our method is

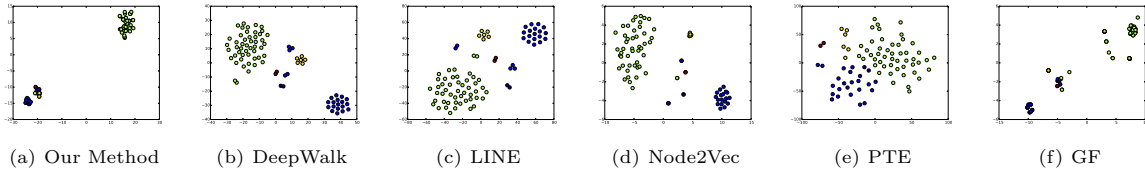


Figure 4: Document visualization using our proposed embedding model on name reference “Rakesh Kumar”, visualized with the t-SNE [26] package. Under the given visualization result, the Macro-F1 values of Our Method, DeepWalk, LINE, Node2Vec, PTE, and GF are 0.834, 0.617, 0.641, 0.372, 0.219, and 0.448 respectively.

also reflected in the Macro-F1 score shown in the title of the figure for convenience.

6 CONCLUSION

To conclude, in this paper we propose a network embedding based solution to solve the name entity disambiguation problem. The proposed solution uses only the relational data, so it is particularly useful for name entity disambiguation in the anonymized network, where node attributes are not available due to the privacy concern. Our experimental results on multiple datasets show that the proposed method significantly outperforms the existing state-of-the-arts for name disambiguation in a similar setup.

REFERENCES

- [1] Razvan Bunescu and Marius Pasca. 2006. Using Encyclopedic Knowledge for Named Entity Disambiguation. In *European Chapter of the Association for Comp. Linguistics*. 9–16.
- [2] Shaosheng Cao, Wei Lu, and Qionghai Xu. 2015. GraRep: Learning Graph Representations with Global Structural Information. In *CIKM*. 891–900.
- [3] Lei Cen, Eduard C. Dragut, Luo Si, and Mourad Ouazzani. 2013. Author Disambiguation by Hierarchical Agglomerative Clustering with Adaptive Stopping Criterion. In *SIGIR*. 741–744.
- [4] Venkatesan T. Chakaravarthy, Himanshu Gupta, Prasan Roy, and Mukesh K. Mohania. 2008. Efficient Techniques for Document Sanitization. In *CIKM’08*.
- [5] Shiyu Chang, Wei Han, Jiliang Tang, Guo-Jun Qi, Charu C. Agarwal, and Thomas S. Huang. 2015. Heterogeneous Network Embedding via Deep Architectures. In *SIGKDD*. 119–128.
- [6] P. Y. Chen, S. Choudhury, and A. O. Hero. 2016. Multi-centrality graph spectral decompositions and their application to cyber intrusion detection. In *ICASSP’16*.
- [7] Aditya Grover and Jure Leskovec. 2016. Node2Vec: Scalable Feature Learning for Networks. In *SIGKDD*. 855–864.
- [8] Hui Han, Lee Giles, Hongyuan Zha, Cheng Li, and Kostas Tsioutoulis. 2004. Two Supervised Learning Approaches for Name Disambiguation in Author Citations. In *Joint Conf. on Digital Libraries*.
- [9] Hui Han, Hongyuan Zha, and C. Lee Giles. 2005. Name Disambiguation in Author Citations Using a K-way Spectral Clustering Method. In *ACM Joint Conf. on Digital Libraries*. 334–343.
- [10] Xianpei Han, Le Sun, and Jun Zhao. 2011. Collective Entity Linking in Web Text: A Graph-based Method. In *SIGIR*.
- [11] Xianpei Han and Jun Zhao. 2009. Named Entity Disambiguation by Leveraging Wikipedia Semantic Knowledge. In *CIKM*. 215–224.
- [12] Linus Hermansson, Tommi Kerola, Fredrik Johansson, Vinay Jethava, and Devdatt Dubhashi. 2013. Entity Disambiguation in Anonymized Graphs Using Graph Kernels. In *CIKM*. 1037–1046.
- [13] Johannes Hoffart, Mohamed Amir Yosef, Ilaria Bordino, Hagen Fürstena, Manfred Pinkal, Marc Spaniol, Bilyana Taneva, Stefan Thater, and Gerhard Weikum. 2011. Robust Disambiguation of Named Entities in Text. In *EMNLP*.
- [14] Da Kuang, Haesun Park, and Chris H. Q. Ding. 2012. Symmetric Non-negative Matrix Factorization for Graph Clustering. In *SDM*. 106–117.
- [15] Daniel D. Lee and H. Sebastian Seung. 2001. Algorithms for Non-negative Matrix Factorization. In *NIPS*. 556–562.
- [16] Bradley Malin. Unsupervised name disambiguation via social network similarity. In *SDM’05 Workshop on Link Analysis, Counterterrorism, and Security*. 93–102.
- [17] Tomas Mikolov, Ilya Sutskever, K Chen, G S Corrado, and Jeff Dean. Distributed Representations of Words and Phrases and their Compositionality. In *NIPS’13*.
- [18] Feiping Nie, Wei Zhu, and Xuelong Li. 2017. Unsupervised Large Graph Embedding. In *AAAI’17*.
- [19] Bryan Perozzi, Rami Al-Rfou, and Steven Skiena. 2014. DeepWalk: Online Learning of Social Representations. In *SIGKDD*. 701–710.
- [20] Sam T. Roweis and Lawrence K. Saul. 2000. Nonlinear dimensionality reduction by locally linear embedding. *SCIENCE* (2000), 2323–2326.
- [21] Blake Shaw and Tony Jebara. 2009. Structure Preserving Embedding. In *ICML’09*.
- [22] Yang Song, Jian Huang, Isaac G. Council, Jia Li, and C. Lee Giles. 2007. Efficient Topic-based Unsupervised Name Disambiguation. In *JCDL*. 342–351.
- [23] Jie Tang, Alvis C. M. Fong, Bo Wang, and Jing Zhang. 2012. A Unified Probabilistic Framework for Name Disambiguation in Digital Library. *IEEE TKDE* (2012).
- [24] Jian Tang, Meng Qu, and Qiaozhu Mei. 2015. PTE: Predictive Text Embedding Through Large-scale Heterogeneous Text Networks. In *SIGKDD*. 1165–1174.
- [25] Jian Tang, Meng Qu, Mingzhe Wang, Ming Zhang, Jun Yan, and Qiaozhu Mei. 2015. LINE: Large-scale Information Network Embedding. In *WWW*. 1067–1077.
- [26] van der Maaten and G.E. Hinton. 2008. Visualizing High-Dimensional Data Using t-SNE. *JMLR* (2008).
- [27] Mohammed J. Zaki and Wagner Meira Jr. 2014. *Data Mining and Analysis: Fundamental Concepts and Algorithms*. Cambridge University Press.
- [28] Baichuan Zhang, Tanay Kumar Saha, and Mohammad Al Hasan. Name disambiguation from link data in a collaboration graph. In *ASONAM’14*. 81–84.
- [29] Duo Zhang, Jie Tang, Juanzi Li, and Kehong Wang. 2007. A Constraint-based Probabilistic Framework for Name Disambiguation. In *CIKM’07*. 1019–1022.
- [30] Stefan Zwicklbauer, Christin Seifert, and Michael Granitzer. 2016. Robust and Collective Entity Disambiguation Through Semantic Embeddings. In *SIGIR*.