

SPIN-DIFFUSIONS AND DIFFUSIVE MOLECULAR DYNAMICS*

BRITTAN A FARMER[†], MITCHELL LUSKIN[‡], PETR PLECHÁČ[§], AND GIDEON SIMPSON[¶]

Abstract. Metastable condensed matter typically fluctuates about local energy minima at the femtosecond time scale before transitioning between local minima after nanoseconds or microseconds. This vast scale separation limits the applicability of classical molecular dynamics methods and has spurred the development of a host of approximate algorithms. One recently proposed method is diffusive molecular dynamics which aims to integrate a system of ordinary differential equations describing the likelihood of occupancy by one of two species, in the case of a binary alloy, while quasistatically evolving the locations of the atoms. While diffusive molecular dynamics has shown to be efficient and provide agreement with observations, it is fundamentally a model, with unclear connections to classical molecular dynamics.

In this work, we formulate a spin-diffusion stochastic process and show how it can be connected to diffusive molecular dynamics. The spin-diffusion model couples a classical overdamped Langevin equation to a kinetic Monte Carlo model for exchange amongst the species of a binary alloy. Under suitable assumptions and approximations, spin-diffusion can be shown to lead to diffusive molecular molecular dynamics type models. The key assumptions and approximations include a well defined time scale separation, a choice of spin exchange rates, a low temperature approximation, and a mean field type approximation. We derive several models from different assumptions and show their relationship to diffusive molecular dynamics. Differences and similarities amongst the models are explored in a simple test problem.

Version: June 30, 2022

Key words. Diffusive molecular dynamics, metastability, kinetic Monte Carlo, quasistationary distributions, mean field approximation

1. Introduction. Metals, alloys, and other condensed matter typically exhibit behavior on at least two vastly different time scales, making direct numerical simulation by classical molecular dynamics (MD) impractical. The vibrational time scale of the atoms, measured in femtoseconds (10^{-15} s), sets a first time scale, and constrains the time step of MD. Physically relevant phenomena occur on time scales of microseconds (10^{-6} s) or longer, setting a second time scale. Milliseconds of the laboratory time can be achieved with direct MD using special purpose hardware, but typical MD simulations only reach nanoseconds [37].

The source of this scale separation is the *metastability* present in the physical system. By metastability, we mean the tendency of the system to persist in a particular arrangement, or conformation, of atoms for a relatively long time before rapidly transitioning to some other persistent conformation. In many condensed matter problems, these distinct metastable states correspond to local minimizers of a potential energy landscape and transitions occur through saddle points. The system fluctuates

* This material is based upon work supported by the U.S. Department of Energy Office of Science grant SC0012733. Work reported here was run on hardware supported by Drexel's University Research Computing Facility, as well as the Minnesota Supercomputing Institute (MSI) at the University of Minnesota.

[†]School of Mathematics, University of Minnesota Minneapolis, MN 55455, USA, bafarmer@umn.edu.

[‡]School of Mathematics, University of Minnesota Minneapolis, MN 55455, USA, luskin@math.umn.edu.

[§]Department of Mathematical Sciences, University of Delaware, Newark, DE 19716, USA, plechac@math.udel.edu.

[¶]Department of Mathematics, Drexel University, Philadelphia, PA USA, simpson@math.drexel.edu.

about a local minimum on the fast time scale, before a rare, but rapid, transition occurs. As the feature of physical interest is the sequence of transitions, classical MD will exhaust computational resources resolving the fast, uninteresting, fluctuations. Overcoming this scale separation has led to significant investment in models and algorithms, including transition state theory (TST), kinetic Monte Carlo (kMC), accelerated molecular dynamics, and phase field crystal (PFC) [10, 19, 22, 30, 38–40]. All of these methods exploit a “fast/slow” decomposition of the system, averaging or approximating the fast femtosecond time scale, while faithfully resolving details of the infrequent transitions between the metastable regions.

One method that has recently been formulated to overcome the time scale challenge is diffusive molecular dynamics (DMD) [24, 33, 34]. While originally proposed based on physical grounds, here, we derive a DMD type system of equations through the following steps. We begin by modeling a binary alloy by a diffusion, the overdamped Langevin equation. This suffers from the indicated time scale separation. To circumvent the obstacle of metastability, we adjoin a spin exchange kMC process, allowing for the two species, A and B, to swap. We refer to this coupled process as the *spin-diffusion* model.

Exploiting the time scale separation of the metastability using idealized *quasi-stationary distributions* (QSDs), the fast diffusional process averages out, leaving the kMC model with averaged reaction rates. This averaged kMC model then predicts the positions of the atoms, as they are distributed by a distribution conditioned on the current spin configuration. Finally, an approximation of the ensemble average of this scale separated kMC model gives rise to a system of ordinary differential equations. These predict the composition of the alloy and the structure of the distorted lattice. It thus provides a tool for the study of mechanical deformation and compositional evolution, as in the original DMD models. Our derivation, and the main goal of this work, bridges the gap between MD and DMD, and constrains terms in DMD by relating them to our underlying model.

The spin-diffusion model can be seen as a further generalization and approximation of the weakly off-lattice kMC model of [4]. In that work, the authors quenched their system to find the local minimizer, identified saddle points of the associated basin, and then used Arrhenius reaction rates for the associated kMC moves. As we do not insist on quenching, our model allows for finite temperature fluctuations about the local minima. Additionally, while the method in [4] is stochastic, requiring ensembles of simulations to study the evolution of averages, a DMD type approach evolves an approximation of the time dependent ensemble average. This predicts the evolution of observables from a single simulation.

DMD and spin-diffusion also bear resemblance to other models that have appeared in the literature, including time dependent density functional theory (TDDFT), PFC, mean field kinetic equations (MFKE), and compressible Ising [2, 11, 13, 14, 25, 26, 29, 32, 36]. All of these models seek to predict scalar quantities governing, for instance, probability of occupancy at a point in space by a particular species. Time dependent quantities evolve under systems of differential equations.

In contrast to TDDFT and PFC, DMD begins with the interatomic potentials which would be used in a traditional MD simulation and augments them to account for additional degrees of freedom. Thus, there is hope for better quantitative agreement. DMD is entirely classical in our formulation, and does not account for quantum effects. Also, unlike PFC, DMD explicitly retains atomistic detail and is not a continuum limit. Indeed, the DMD type models do not correspond to taking a large-volume,

fixed-density limit, as in many mean field approximations [15, 31].

Much, but not all, of the work on MFKE, whose ideas we draw from, has been for on-lattice problems; DMD is explicitly off-lattice. The ideas which are closest to DMD include [29, 32] and related works, where the lattice is permitted to fluctuate under harmonic approximations. The distinction with DMD, which also makes harmonic approximations, is that its harmonic approximations are dynamically determined.

1.1. Diffusive Molecular Dynamics. The DMD method, as presented in the materials science literature, begins by reformulating the MD problem in an extended state space. Instead of having N distinct atoms located at positions $\mathbf{x} = \{x_i\}_{i=1}^N$, one has N distinct *atomic sites* located at \mathbf{x} with associated scalar parameters $\mathbf{s} = \{s_i\}_{i=1}^N$. The parameter $s_i \in [-1, 1]$ captures the likelihood of the site i being occupied by the species A ($s_i = 1$) or species B ($s_i = -1$). In the earliest DMD works, elemental materials were studied, and the scalar parameter was $c_i \in [0, 1]$, representing probability of occupancy by an atom as opposed to a vacancy. We emphasize the binary alloy problem and work in the s_i coordinate.

A free energy, denoted by \mathcal{F} , is constructed as a function of \mathbf{s} and the mean atomic positions $\mathbf{X} = \{X_i\}_{i=1}^N$, along with harmonic parameters, \mathbf{k} . First, \mathcal{F} is minimized over \mathbf{X} and \mathbf{k} at fixed \mathbf{s} :

$$(\mathbf{X}, \mathbf{k}) \in \operatorname{argmin} \mathcal{F}(\mathbf{s}, \mathbf{X}, \mathbf{k}). \quad (1.1)$$

This corresponds to a variational Gaussian (VG) approximation [23]. Hence, on the fast time scale, the atomic sites, with a fixed composition, are vibrating about some well defined configuration with the mean positions \mathbf{X} . On the slow time scale, the composition \mathbf{s} evolves. This minimization aspect of DMD has recently been studied and posed in terms of relative entropy [35].

The question is now how to evolve the composition in time. In [33], one proposed model is driven by the free energy gradients,

$$\frac{ds_i}{dt} = \sum_{j \in \mathcal{N}_i} k_{ij} \left(\frac{\partial \mathcal{F}}{\partial s_j} - \frac{\partial \mathcal{F}}{\partial s_i} \right). \quad (1.2)$$

Here, k_{ij} is a mobility tensor and \mathcal{N}_i is the set of atomic sites neighboring site i . Assuming positivity and symmetry of the mobility, flow (1.2) conserves the total mass, $\sum s_i$, and has \mathcal{F} as a Lyapunov function. Throughout these dynamics, (\mathbf{X}, \mathbf{k}) always instantaneously satisfy (1.1), and thus the evolution is *quasistatic*.

DMD has been used to study vacancy diffusion problems like sintering of nanoparticles, diffusional void growth, and dislocation climb, along with defect migration and binary alloys [8, 9, 24, 34]. More generally, this method appears appropriate for modeling condensed matter systems with an essential coupling between their composition and their mechanical properties.

1.2. Spin-Diffusion Dynamics. System (1.2) is a modeling assumption, without a direct relationship to an underlying MD model. Furthermore, it requires additional modeling of the mobility factor. Here, we develop a stochastic model which bridges MD to DMD, and relates coefficients, like the mobility, to the underlying model.

For a binary alloy, each site has a position, x_i , and a “spin”, $\sigma_i \in \{\pm 1\}$, determining if it is species A ($\sigma_i = +1$) or B ($\sigma_i = -1$). The ensemble averages of the σ_i

will correspond to the s_i of DMD. Fixing the composition at σ , the positions evolve under the diffusion

$$d\mathbf{x}(t) = -\nabla_x V(\mathbf{x}(t), \sigma)dt + \sqrt{2\beta^{-1}}d\mathbf{W}(t), \quad (1.3)$$

for a potential of both \mathbf{x} and σ . With a static value of σ , (1.3) corresponds to a standard MD method.

Fixing the configuration \mathbf{x} , we now allow the composition to evolve under a spin exchange model with Kawasaki dynamics [16–18]. Recall that such a process is defined by reaction rates, $r(\sigma \rightarrow \sigma'; \mathbf{x})$, assumed to satisfy detailed balance with respect to the Gibbs distribution, *i.e.*,

$$r(\sigma \rightarrow \sigma'; \mathbf{x})e^{-\beta V(\mathbf{x}, \sigma)} = r(\sigma' \rightarrow \sigma; \mathbf{x})e^{-\beta V(\mathbf{x}, \sigma')}. \quad (1.4)$$

Both of the above processes have $e^{-\beta V(\mathbf{x}, \sigma)}$ as the invariant measure. If we let L_x and L_σ denote the generators of the diffusion and spin exchange processes, respectively, then $L_\epsilon = \epsilon^{-1}L_x + L_\sigma$, induces a process that also has $e^{-\beta V(\mathbf{x}, \sigma)}$ as the invariant measure. The parameter ϵ captures the scale separation between the two processes. In the $\epsilon \rightarrow 0$ limit, the positions, \mathbf{x} , are instantaneously distributed according to a distribution parametrized by the composition, σ , while the composition evolves under the spin dynamics with rates averaged over \mathbf{x} . After then approximating the ensemble average, we obtain a system of equations with many of the same features as DMD.

1.3. Outline. This work is organized as follows. In Section 2, we present the state space that underlies these models and the associated potentials. The essential ideas of DMD are then reviewed in Section 3. After that, we present our stochastic spin-diffusion model in Section 4. Numerical examples are given in Section 5 and we conclude with a discussion in Section 6. Additional calculations and details appear in the Appendix.

2. State Space and Potential Energies. The framework of both DMD and the spin-diffusion model begins with the state space $(\mathbf{x}, \sigma) \in \Omega^N \times \{\pm 1\}^N$. The domain $\Omega \subset \mathbb{R}^d$ may be all of \mathbb{R}^d or a subset with boundary conditions. The pair (x_i, σ_i) identifies the position and species of the i -th site. Pair potential interactions can then be defined as

$$V(\mathbf{x}, \sigma) = \sum_{i < j} \phi_{\sigma_i, \sigma_j}(|x_i - x_j|). \quad (2.1)$$

Pair interaction between two atomic sites thus depend on both the species at the sites and the distance between them. The reader can imagine more general potentials of this form, such as EAM. A key assumption that we make on the potential is

ASSUMPTION 1 (Permutation Invariance of Potential). *Given (\mathbf{x}, σ) , if we permute the indices of both \mathbf{x} and σ in the same way to obtain (\mathbf{x}', σ') , then $V(\mathbf{x}, \sigma) = V(\mathbf{x}', \sigma')$.*

Given such a potential, we define the distribution

$$\mu(d\mathbf{x}, \sigma) = Z^{-1} \exp(-\beta V(\mathbf{x}, \sigma))d\mathbf{x}, \quad Z = \sum_{\sigma}' \int_{\Omega^N} \exp(-\beta V(\mathbf{x}, \sigma))d\mathbf{x}. \quad (2.2)$$

The summation is primed to indicate that the net composition is constrained:

$$\sum_{i=1}^N \sigma_i = M, \quad N_A + N_B = N, \quad N_A - N_B = M. \quad (2.3)$$

N_A and N_B are fixed beforehand. The partition function Z suffers from both high dimensionality and a combinatorial explosion. Notice that because of the invariance in Assumption 1, for any fixed $\boldsymbol{\sigma}_*$ satisfying (2.3),

$$Z = \sum_{\boldsymbol{\sigma}}' \int_{\Omega^N} \exp(-\beta V(\mathbf{x}, \boldsymbol{\sigma})) d\mathbf{x} = \binom{N}{N_A} \int_{\Omega^N} \exp(-\beta V(\mathbf{x}, \boldsymbol{\sigma}_*)) d\mathbf{x}. \quad (2.4)$$

Thus, any process which samples $e^{-\beta V(\mathbf{x}, \boldsymbol{\sigma})}$ over $\mathbb{R}^{d \cdot N} \times \{\pm 1\}^N$ can be used to compute ensemble averages over $e^{-\beta V(\mathbf{x}, \boldsymbol{\sigma}_*)}$.

Consider a potential that includes both pair potential interactions and self interaction trapping terms:

$$\begin{aligned} V(\mathbf{x}, \boldsymbol{\sigma}) &= \sum_{i < j} \phi_{\sigma_i, \sigma_j}(|x_{ij}|) + \sum_i u_{\sigma_i}(|x_i|) \\ &= \sum_{i < j} \frac{1}{4} (1 + \sigma_i)(1 + \sigma_j) \phi_{++}(|x_{ij}|) \\ &\quad + \frac{1}{4} [(1 + \sigma_i)(1 - \sigma_j) + (1 - \sigma_i)(1 + \sigma_j)] \phi_{+-}(|x_{ij}|) \\ &\quad + \frac{1}{4} (1 - \sigma_i)(1 - \sigma_j) \phi_{--}(|x_{ij}|) \\ &\quad + \sum_i \frac{1}{2} (1 + \sigma_i) u_+(|x_i|) + \frac{1}{2} (1 - \sigma_i) u_-(|x_i|), \end{aligned} \quad (2.5)$$

where $x_{ij} \equiv x_i - x_j$. Expression (2.5) can be recast as

$$V(\mathbf{x}, \boldsymbol{\sigma}) = \sum_{i < j} -\sigma_i \sigma_j J_{ij}(\mathbf{x}) + \sum_i \sigma_i h_i(\mathbf{x}) + f(\mathbf{x}). \quad (2.6)$$

See Appendix A for details of J_{ij} , h_i and f .

As noted in the introduction, the stochastic process we develop involves exchanges of spins between atomic sites. Given composition $\boldsymbol{\sigma}$, a spin exchange will be denoted $\boldsymbol{\sigma}^{ij}$, with components

$$\sigma_k^{ij} = \begin{cases} \sigma_i & k = j, \\ \sigma_j & k = i, \\ \sigma_k & k \neq i, j. \end{cases} \quad (2.7)$$

Viable exchanges will be limited to a set, \mathcal{N}_i , of neighboring sites, which may change in time. With fixed configuration \mathbf{x} , the change in the potential energy, which drives the exchanges, is

$$\begin{aligned} \Delta_{ij} V(\mathbf{x}, \boldsymbol{\sigma}) &\equiv V(\mathbf{x}, \boldsymbol{\sigma}^{ij}) - V(\mathbf{x}, \boldsymbol{\sigma}) \\ &= (\sigma_j - \sigma_i) \left\{ - \sum_{k \neq i, j} (J_{ik}(\mathbf{x}) - J_{jk}(\mathbf{x})) \sigma_k + h_i(\mathbf{x}) - h_j(\mathbf{x}) \right\}. \end{aligned} \quad (2.8)$$

3. DMD Model. Here we briefly summarize the ingredients of DMD. We refer the reader to [35] for a more detailed treatment.

3.1. Free Energy Approximation. First, an approximate free energy is developed. Towards this, constraint (2.3) is relaxed via a change of ensemble:

ASSUMPTION 2 (Change of Ensemble). *Mass constraint (2.3) only holds on average; the mean spin values satisfy the total mass constraint,*

$$\mathbb{E}[\sigma_i] = s_i, \quad \sum_{i=1}^N s_i = M. \quad (3.1)$$

The mean values, s_i , are enforced by the Lagrange multipliers, λ_i , for the distribution

$$\begin{aligned} \nu(d\mathbf{x}, \boldsymbol{\sigma}) &= Z_\nu^{-1} \exp(-\beta V(\mathbf{x}, \boldsymbol{\sigma}) + \beta \boldsymbol{\lambda} \cdot \boldsymbol{\sigma}) d\mathbf{x}, \\ Z_\nu &= \sum_{\boldsymbol{\sigma}} \int_{\Omega^N} \exp(-\beta V(\mathbf{x}, \boldsymbol{\sigma}) + \beta \boldsymbol{\lambda} \cdot \boldsymbol{\sigma}) d\mathbf{x}. \end{aligned} \quad (3.2)$$

The summation in (3.2) is no longer primed as the $\boldsymbol{\sigma}$ varies over all of $\{\pm 1\}^N$. To proceed further the aforementioned VG approximation is made [23]. First, we define $\tilde{\nu}$ as

$$\tilde{\nu}(d\mathbf{x}, \boldsymbol{\sigma}; \mathbf{X}, \mathbf{k}) = \tilde{Z}_\nu^{-1} \exp(-\beta \tilde{V}(\mathbf{x}; \mathbf{X}, \mathbf{k}) + \beta \tilde{\boldsymbol{\lambda}} \cdot \boldsymbol{\sigma}) d\mathbf{x}, \quad (3.3)$$

with harmonic potential

$$\tilde{V}(\mathbf{x}; \mathbf{X}, \mathbf{k}) = \sum_{i=1}^N \frac{k_i}{2} |x_i - X_i|^2. \quad (3.4)$$

Note, a variable with a \sim on it indicates it is associated with a VG approximation. For potential (3.4), many of the terms in (3.3) become explicit:

$$\tilde{Z}_\nu = \prod_{i=1}^N 2\tilde{Z}_i \cosh(\beta \tilde{\lambda}_i) = \prod_{i=1}^N \frac{2\tilde{Z}_i}{\sqrt{1 - s_i^2}}, \quad (3.5)$$

$$\tilde{Z}_i = \int_{\Omega} \exp\left\{-\frac{\beta k_i}{2} |x_i - X_i|^2\right\} dx_i, \quad (3.6)$$

$$\tilde{\lambda}_i = \beta^{-1} \operatorname{arctanh}(s_i). \quad (3.7)$$

\mathbf{X} and \mathbf{k} are then chosen to minimize the relative entropy [35] between $\tilde{\nu}$ and ν :

APPROXIMATION 1 (Variational Gaussian/Relative Entropy Approximation).

Replace ν by $\tilde{\nu}$ in the model by solving

$$(\mathbf{X}, \mathbf{k}) \in \operatorname{argmin} \mathcal{R}(\tilde{\nu} || \nu) = \beta \mathbb{E}^{\tilde{\nu}}[\Delta V] - \beta \Delta \boldsymbol{\lambda} \cdot \mathbf{s} + \log Z_\nu - \log \tilde{Z}_\nu \quad (3.8)$$

and then employ the free energy upper bound \mathcal{F} in the dynamics:

$$-\beta^{-1} \log Z_\nu + \boldsymbol{\lambda} \cdot \mathbf{s} \leq \mathbb{E}^{\tilde{\nu}}[\Delta V] - \beta^{-1} \log \tilde{Z}_\nu + \tilde{\boldsymbol{\lambda}} \cdot \mathbf{s} = \mathcal{F}. \quad (3.9)$$

We simplify the energy expression, \mathcal{F} , for later comparison. First, let

$$\tilde{\mu}(d\mathbf{x}; \mathbf{X}, \mathbf{k}) = \prod_{i=1}^N \tilde{Z}_i^{-1} \exp\left\{-\frac{\beta k_i}{2} |x_i - X_i|^2\right\} dx_i = \prod_{i=1}^N \tilde{\mu}_i(dx_i; X_i, k_i), \quad (3.10)$$

corresponding to the configurational portion of the distribution. Next, define

$$\tilde{J}_{ij}(\mathbf{X}, \mathbf{k}) = \mathbb{E}^{\tilde{\mu}}[J_{ij}(\mathbf{x})], \quad \tilde{h}_i(\mathbf{X}, \mathbf{k}) = \mathbb{E}^{\tilde{\mu}}[h_i(\mathbf{x})], \quad \tilde{f}(\mathbf{X}, \mathbf{k}) = \mathbb{E}^{\tilde{\mu}}[f(\mathbf{x})], \quad (3.11)$$

where J , h , and f are as in (2.6). With these definitions,

$$\begin{aligned} \mathcal{F} = & \sum_{i < j} -s_i s_j \tilde{J}_{ij}(\mathbf{X}, \mathbf{k}) + \sum_i s_i \tilde{h}_i(\mathbf{X}, \mathbf{k}) + \tilde{f}(\mathbf{X}, \mathbf{k}) - \sum_i \frac{k_i}{2} \mathbb{E}^{\tilde{\mu}_i} [|x_i - X_i|^2] \\ & + \beta^{-1} \sum_i \frac{1+s_i}{2} \ln \frac{1+s_i}{2} + \frac{1-s_i}{2} \ln \frac{1-s_i}{2} - \ln \tilde{Z}_i. \end{aligned} \quad (3.12)$$

Thus,

$$\frac{\partial \mathcal{F}}{\partial s_i} = - \sum_j s_j \tilde{J}_{ij}(\mathbf{X}, \mathbf{k}) + \tilde{h}_i(\mathbf{X}, \mathbf{k}) + \beta^{-1} \operatorname{arctanh}(s_i). \quad (3.13)$$

3.2. Evolution Equations. To evolve \mathbf{s} in time under (1.2), modeling assumptions are needed for the mobility. Simple mobility models include

$$\text{Constant mobility: } k_{ij} = \begin{cases} k_c & j \in N_i, \\ 0 & j \notin N_i. \end{cases} \quad (3.14)$$

$$\text{Rate limited mobility: } k_{ij} = \begin{cases} k_r(1+s_i)(1-s_j), & j \in N_i, & \frac{\partial \mathcal{F}}{\partial s_i} > \frac{\partial \mathcal{F}}{\partial s_j}, \\ k_r(1-s_i)(1+s_j), & j \in N_i, & \frac{\partial \mathcal{F}}{\partial s_i} < \frac{\partial \mathcal{F}}{\partial s_j}, \\ 0 & j \notin N_i. \end{cases} \quad (3.15)$$

The constant mobility model is simplest, but the rate limited mobility, from [33], accounts for limitations to mass transfer due to the amount of A and B at each site.

An alternative to (1.2) is the so-called ‘‘Master Equation,’’ which appeared in [8, 9, 24, 33, 34],

$$\frac{ds_i}{dt} = \sum_{j \in N_i} (1+s_j)(1-s_i)\Gamma_{j \rightarrow i} - (1+s_i)(1-s_j)\Gamma_{i \rightarrow j}. \quad (3.16)$$

The $\Gamma_{j \rightarrow i}$ are the rates of mass transfer from the site j to site i . They are explicitly modulated by steric factors, ensuring that there is both mass available to transfer from j and space available at i . In [33], (3.16) was preferred to (1.2) due to reduced numerical stiffness, and it has been used in [8, 9, 24, 33, 34].

A common choice for the jump rate is

$$\Gamma_{j \rightarrow i} = \begin{cases} \kappa \exp \{ -\beta Q_m - \beta(f_i - f_j) \} & j \in N_i, \\ 0 & j \notin N_i, \end{cases} \quad (3.17)$$

$$f_i = \frac{\partial \mathcal{F}}{\partial s_i} - \beta^{-1} \operatorname{arctanh}(s_i) = - \sum_j s_j \tilde{J}_{ij}(\mathbf{X}, \mathbf{k}) + \tilde{h}_i(\mathbf{X}, \mathbf{k}). \quad (3.18)$$

With this choice, (3.16) will also conserve mass and have \mathcal{F} as a Lyapunov function. In the above expression, κ is a rate constant, f_i is the ‘‘formation energy,’’ and Q_m is the activation energy for mass exchange.¹ In principle, Q_m should be obtained by finding the saddle point associated with each pair exchange, but many practitioners take it to be a constant for efficiency.

¹ The coefficient of $(f_i - f_j)$ is β rather than $\frac{\beta}{2}$ because we work in the s_i coordinate system.

4. Spin-Diffusion Model. In this section, we develop our spin-diffusion model and show that it captures the essential features of DMD. One of the essential features of our approach is to use idealized quasistationary distributions, QSDs, in place of Gibbs [20]. The QSD naturally captures the metastability of the underlying system and quantifies the scale separation. Exploiting this scale separation, and making additional approximations, we obtain our evolution equations.

To motivate the ideas of the following subsections, consider the diffusion (1.3). Fixing the composition, σ , and an initial configuration, \mathbf{x}_0 , if we were to integrate the diffusion for sufficiently long, we might observe $(\mathbf{x}(t), \sigma) \approx (\mathbf{x}_0, \sigma^{ij})$, for neighboring atoms i and j . What is meant by this expression is that it is possible to observe the same conformation either from the spin exchange or from the diffusion; see Figure 4.1. Of course, such a transition would be quite rare for MD, due to the metastability of the system.

To proceed, we suppose that $V(\mathbf{x}, \sigma)$ has a finite number, n , of minima in Ω^N . By Assumption 1, n is invariant to σ . The minima have corresponding basins of attraction which disjointly partition the space, so that for each σ satisfying (2.3),

$$\bar{\Omega}^N = \cup_{\ell=1}^n \bar{D}_\ell(\sigma), \quad D_\ell(\sigma) \cap D_{\ell'}(\sigma) = \emptyset \quad \text{if } \ell \neq \ell'. \quad (4.1)$$

Each of these basins is presumed to be metastable for the diffusion. The partition function, from (2.4) can be decomposed as

$$Z = \sum_{\sigma}' \sum_{\ell=1}^n \int_{D_\ell(\sigma)} \exp(-\beta V(\mathbf{x}, \sigma)) d\mathbf{x} = \sum_{\sigma}' \sum_{\ell=1}^n Z_\ell(\sigma). \quad (4.2)$$

The $Z_\ell(\sigma)$ are the partition functions of $e^{-\beta V(\mathbf{x}, \sigma)}$ restricted to $D_\ell(\sigma)$.

In our coupled process, it will be rare to observe transitions under the diffusion, but intrinsic to see them under spin-exchange. We thus idealize our process, using the QSD. Each set $D_\ell(\sigma)$ has an associated QSD which corresponds to the distribution of the diffusion, conditioned on not exiting the set. Hence, the diffusion will be restricted to *intra*basin motion while the spin exchange will sample the *inter*basin transitions, in the spirit of stratified sampling. Consequently, the partition function is approximately

$$Z = \sum_{\sigma}' \sum_{\ell=1}^n Z_\ell(\sigma) \approx \sum_{\sigma}' \sum_{\ell=1}^n \check{Z}_\ell(\sigma), \quad (4.3)$$

and this will be valid in the low temperature regime.

4.1. Quasistationary Distributions. Here, we review the essential features of the QSDs for diffusions and apply them to the spin-diffusion model.

4.1.1. Properties. First consider a diffusion independent of the spins,

$$d\mathbf{x}(t) = -\nabla V(\mathbf{x}(t))dt + \sqrt{2\beta^{-1}}d\mathbf{W}(t), \quad \mathbf{x}(0) = \mathbf{x}_0. \quad (4.4)$$

At any instant, $\mathbf{x}(t)$ is in some basin of attraction D of the energy $V(\mathbf{x})$, which can be identified by the local minimum to which the system quenches:

$$\lim_{\tau \rightarrow \infty} \mathbf{z}(\tau; \mathbf{x}), \text{ solving } \dot{\mathbf{z}} = -\nabla V(\mathbf{z}), \quad \mathbf{z}(0) = \mathbf{x}, \quad (4.5)$$

and the basin is the set that quench to the same minimum:

$$D(\mathbf{x}) = \left\{ \mathbf{y} \in \Omega^N \mid \lim_{\tau \rightarrow \infty} \mathbf{z}(\tau; \mathbf{y}) = \lim_{\tau \rightarrow \infty} \mathbf{z}(\tau; \mathbf{x}) \right\}. \quad (4.6)$$

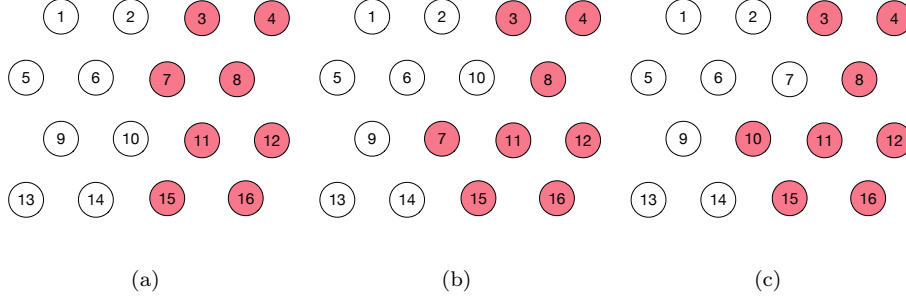


FIG. 4.1. Beginning in (a), we can obtain (b) by having sites 7 and 10 exchange with one another through the diffusion process, crossing multiple energy barriers along the way. Alternatively, we can obtain (c) by performing a spin exchange of the species at 7 and 10, leaving the atomic sites in place.

Given $\mathbf{x}(0) = \mathbf{x}_0$, we equip the generator of this process L_x with Dirichlet boundary conditions on $D(\mathbf{x}_0)$. Consider the eigenvalue problem

$$L_x \varphi_i = -\nabla_x V(\mathbf{x}) \cdot \nabla_x \varphi_i + \beta^{-1} \Delta_x \varphi_i = -\lambda_i \varphi_i, \quad \varphi_i|_{\partial D(\mathbf{x}_0)} = 0. \quad (4.7)$$

The eigenfunctions and eigenvalues depend parametrically on \mathbf{x}_0 through the definition of the region D .

We assume that $D(\mathbf{x}_0)$ is metastable, which is to say that the relaxation time scale to the QSD is far shorter than the first exit time. This can be quantified in terms of the first two eigenvalues:

$$t_{\text{relax}} \sim \frac{1}{\lambda_2 - \lambda_1} \ll \frac{1}{\lambda_1} \sim t_{\text{exit}}. \quad (4.8)$$

Letting T be the first exit time, the QSD $\check{\mu}$ relates to the diffusion via the limit

$$\lim_{t \rightarrow \infty} \mathbb{P}^{\mathbf{x}_0}(\mathbf{x}(t) \in \bullet \mid T > t) = \check{\mu}(\bullet; \mathbf{x}_0), \quad (4.9)$$

and it also has a density with respect to the Lebesgue measure

$$\check{\mu}(d\mathbf{x}) = \check{Z}^{-1} \varphi_1(\mathbf{x}; \mathbf{x}_0) e^{-\beta V(\mathbf{x})} d\mathbf{x}. \quad (4.10)$$

The QSD is not an invariant measure for the diffusion, since $\mathbf{x}(t)$ will exit $D(\mathbf{x}_0)$ in finite time a.s. It is also not the Gibbs distribution restricted to $D(\mathbf{x}_0)$; by construction, the QSD vanishes on $\partial D(\mathbf{x}_0)$ and $e^{-\beta V(\mathbf{x})}$ will not vanish there. However, in the low temperature limit, these two distributions coincide. The eigenfunction φ_1 in (4.10) converges to a positive constant in the interior of the set $D(\mathbf{x}_0)$, with a boundary layer ensuring it vanishes on $\partial D(\mathbf{x}_0)$. This has been analyzed in [7, 21].

4.1.2. QSD Processes. Since the diffusion, by itself, will not sample the QSD, another mechanism is necessary. We thus assume

ASSUMPTION 3 (Ergodicity of the QSD Process). *Given β and a metastable region D , there exists a process $\check{\mathbf{x}}(t)$ ergodic with respect to the QSD $\check{\mu}$. Its generator, \check{L}_x has only the constants in its kernel, while \check{L}_x^\dagger has only the density of the QSD, with respect to Lebesgue, in its kernel.*

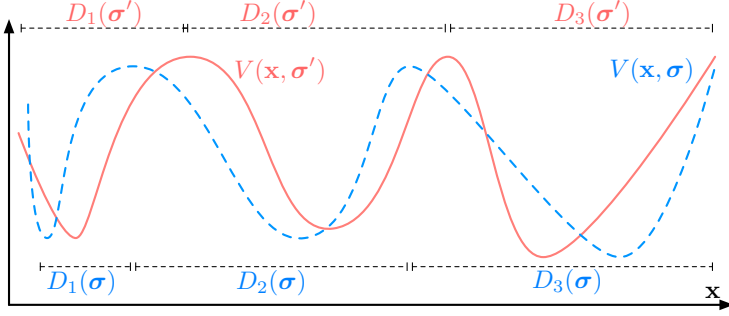


FIG. 4.2. As the spins change, the potential energy landscape changes with it. In this diagram, the system is initially has spin σ with $\mathbf{x} \in D_2(\sigma)$, and then the spin transitions to σ' , consideration must be given as to whether it is next in basin $D_1(\sigma')$ or $D_2(\sigma')$, since these have non-trivial intersection with $D_2(\sigma)$ in the \mathbf{x} -state space.

An example of such a process is a branching-interacting particle system of M diffusions, each independently obeying (4.4) until one exits $D(\mathbf{x}_0)$. At that instant, the one which exits is killed and it is resampled from the $M - 1$ survivors; see [3] and references therein. The process, denoted $\hat{\mathbf{x}}(t) \in D^M$ reflects the entire ensemble,

$$\hat{\mathbf{x}}(t) = (\tilde{\mathbf{x}}^{(1)}(t), \tilde{\mathbf{x}}^{(2)}(t), \dots, \tilde{\mathbf{x}}^{(M)}(t)), \quad (4.11)$$

with each $\tilde{\mathbf{x}}^{(j)}(t) \sim \tilde{\mu}$, in equilibrium. Indeed, $\hat{\mathbf{x}}$ has generator \hat{L}_x with invariant measure $\hat{\mu}$. We relate this back to the QSD of interest using a projection, \hat{P} , $\tilde{\mathbf{x}}(t) = \hat{P}(\hat{\mathbf{x}}(t)) = \tilde{\mathbf{x}}^{(1)}(t)$, so that

$$\mathbb{E}^{\tilde{\mu}}[\mathcal{O}(\mathbf{x})] = \lim_{t \rightarrow \infty} \mathbb{E}[\mathcal{O}(\hat{P}(\hat{\mathbf{x}}(t)))] = \mathbb{E}^{\hat{\mu}}[\mathcal{O}(\hat{P}(\hat{\mathbf{x}}))] \quad (4.12)$$

Quantities associated with the QSD will be indicated by \sim marks. This is in contrast to the \sim 's appearing on VG averaged quantities like (3.11).

4.1.3. QSDs for the Spin-Diffusion Model. While the basins of attraction are defined in terms of the \mathbf{x} argument of $V(\mathbf{x}, \sigma)$, they depend parametrically on σ , as in (4.1):

$$\tilde{\mu}_\ell(d\mathbf{x} \mid \sigma) = \tilde{Z}_\ell(\sigma)^{-1} \varphi_1(\mathbf{x}; \sigma, \ell) e^{-\beta V(\mathbf{x}, \sigma)} d\mathbf{x}. \quad (4.13)$$

$\varphi_1(\mathbf{x}; \sigma, \ell)$ is the principal eigenfunction of the generator on the set $D_\ell(\sigma)$.

A consequence of the introduction of the QSD framework is that not only do the spins change during the jump process, $\sigma \rightarrow \sigma'$, but also the basin of attraction, $D_\ell(\sigma) \rightarrow D_{\ell'}(\sigma')$. This is due to the energy landscape $V(\mathbf{x}, \sigma)$ changing to $V(\mathbf{x}, \sigma')$; see Figure 4.2.

The jump process is now on the joint space (σ, ℓ) . This is in contrast to the process sketched in the introduction, where the reaction rates were assumed to satisfy (1.4). Instead, the reaction rates satisfy detailed balance with respect to the QSDs: for all $\mathbf{x} \in D_\ell(\sigma) \cap D_{\ell'}(\sigma')$, the rates are

$$\begin{aligned} r((\sigma, \ell) \rightarrow (\sigma', \ell'); \mathbf{x}) \varphi_1(\mathbf{x}; \sigma, \ell) e^{-\beta V(\mathbf{x}, \sigma)} \\ = r((\sigma', \ell') \rightarrow (\sigma, \ell); \mathbf{x}) \varphi_1(\mathbf{x}; \sigma', \ell') e^{-\beta V(\mathbf{x}, \sigma')}, \end{aligned} \quad (4.14)$$

and defined to be zero outside of this intersection. Thus, if $D_\ell(\boldsymbol{\sigma}) \cap D_{\ell'}(\boldsymbol{\sigma}') = \emptyset$, no exchange is possible. At the moment, we continue to leave the actual reaction rates unspecified, and merely assume rates satisfying (4.14) exist. At fixed \mathbf{x} , the generator of the exchange process is

$$(\check{L}_{\sigma,\ell} f)(\mathbf{x}, \boldsymbol{\sigma}, \ell) = \sum_{(\boldsymbol{\sigma}', \ell')} r((\boldsymbol{\sigma}, \ell) \rightarrow (\boldsymbol{\sigma}', \ell'); \mathbf{x}) [f(\mathbf{x}, \boldsymbol{\sigma}', \ell') - f(\mathbf{x}, \boldsymbol{\sigma}, \ell)]. \quad (4.15)$$

4.2. Scale Separation. The joint process for our QSD spin-diffusion has generator

$$\check{L}_\epsilon = \epsilon^{-1} \check{L}_x + \check{L}_{\sigma,\ell}, \quad (4.16)$$

Until now, ϵ has been ambiguously described as reflecting the time scale separation. We can now make this precise, by assuming:

ASSUMPTION 4 (QSD Time Scale Separation). *There is a typical value, $0 < \epsilon \ll 1$, such that in each metastable set, $D_\ell(\boldsymbol{\sigma})$,*

$$\epsilon \sim \frac{\lambda_1(\ell, \boldsymbol{\sigma})}{\lambda_2(\ell, \boldsymbol{\sigma}) - \lambda_1(\ell, \boldsymbol{\sigma})} \ll 1, \quad (4.17)$$

with $\lambda_i(\ell, \boldsymbol{\sigma})$ the eigenvalues associated with the QSD on $D_\ell(\boldsymbol{\sigma})$.

With this choice of ϵ , typical spin exchanges occur on a time scale that is at least as large as a typical diffusion first exit time from any particular basin. Thus, our joint process respects the physical time scales of the diffusion.

Given an observable $v(\mathbf{x}, \boldsymbol{\sigma}, \ell)$, its evolution under the process associated with \check{L}_ϵ is

$$\frac{dv}{dt} = \dot{v} = \check{L}_\epsilon v \Rightarrow v(t) = e^{\check{L}_\epsilon t} v(0). \quad (4.18)$$

This can formally be expanded as

$$\dot{v}_0 + \epsilon \dot{v}_1 + \epsilon^2 \dot{v}_2 + \dots = \epsilon^{-1} \check{L}_x v_0 + \epsilon^0 (\check{L}_x v_1 + \check{L}_{\sigma,\ell} v_0) + \dots \quad (4.19)$$

At $O(\epsilon^{-1})$, we obtain

$$\check{L}_x v_0 = 0. \quad (4.20)$$

Since the kernel of \check{L}_x is assumed to be observables independent of \mathbf{x} , $v_0 = v_0(\boldsymbol{\sigma}, \ell, t)$. At the next order

$$\dot{v}_0 = \check{L}_x v_1 + \check{L}_{\sigma,\ell} v_0 \Rightarrow \check{L}_x v_1 = \dot{v}_0 - \check{L}_{\sigma,\ell} v_0. \quad (4.21)$$

Applying the Fredholm condition, $\mathbb{E}^{\check{\mu}_\ell(\bullet|\boldsymbol{\sigma})}[\dot{v}_0 - \check{L}_{\sigma,\ell} v_0] = 0$, the leading order averaged equation is then

$$\begin{aligned} \dot{v}_0 &= \mathbb{E}^{\check{\mu}_\ell(\bullet|\boldsymbol{\sigma})} [\check{L}_{\sigma,\ell}] v_0 \\ &= \sum_{(\boldsymbol{\sigma}', \ell')} \mathbb{E}^{\check{\mu}_\ell(\bullet|\boldsymbol{\sigma})} [r((\boldsymbol{\sigma}, \ell) \rightarrow (\boldsymbol{\sigma}', \ell'); \mathbf{x})] (v_0(\boldsymbol{\sigma}', \ell', t) - v_0(\boldsymbol{\sigma}, \ell, t)). \end{aligned} \quad (4.22)$$

We thus define the QSD averaged reaction rates,

$$\check{r}((\boldsymbol{\sigma}, \ell) \rightarrow (\boldsymbol{\sigma}', \ell')) = \mathbb{E}^{\check{\mu}_\ell(\bullet|\boldsymbol{\sigma})} [r((\boldsymbol{\sigma}, \ell) \rightarrow (\boldsymbol{\sigma}', \ell'); \mathbf{x})]. \quad (4.23)$$

These satisfy detailed balance with respect to

$$\check{\mu}_\ell(\boldsymbol{\sigma}) = \frac{\check{Z}_\ell(\boldsymbol{\sigma})}{\sum_{\boldsymbol{\sigma}'} \sum_{\ell'=1}^n Z_{\ell'}(\boldsymbol{\sigma}')}. \quad (4.24)$$

Therefore,

APPROXIMATION 2 (Leading Order Process with QSDs). *Spins $\boldsymbol{\sigma}(t)$ and basins $\ell(t)$ evolve as a jump process with rates (4.23). Atomic sites $\mathbf{x}(t)$ are instantaneously distributed by $\check{\mu}_{\ell(t)}(\bullet \mid \boldsymbol{\sigma}(t))$.*

4.3. Master Equation. Expression (4.22) and the averaged reaction rates (4.23) enable us to write down a master equation for the evolution of the mean spin. Let $p_t(\boldsymbol{\sigma}, \ell)$ be the time dependent distribution of $(\boldsymbol{\sigma}, \ell)$. This satisfies

$$\begin{aligned} \frac{d}{dt} p_t(\boldsymbol{\sigma}, \ell) &= \sum_{(\boldsymbol{\sigma}', \ell')} \check{r}((\boldsymbol{\sigma}', \ell') \rightarrow (\boldsymbol{\sigma}, \ell)) p_t(\boldsymbol{\sigma}', \ell') \\ &\quad - \sum_{(\boldsymbol{\sigma}', \ell')} \check{r}((\boldsymbol{\sigma}, \ell) \rightarrow (\boldsymbol{\sigma}', \ell')) p_t(\boldsymbol{\sigma}, \ell). \end{aligned} \quad (4.25)$$

Since we only allow the spin exchanges to $\boldsymbol{\sigma}' = \boldsymbol{\sigma}^{jk}$, with neighboring sites, j and k , (4.25) becomes

$$\begin{aligned} \frac{d}{dt} p_t(\boldsymbol{\sigma}, \ell) &= \sum_{\boldsymbol{\sigma}^{jk}} \sum_{\ell'=1}^n \check{r}((\boldsymbol{\sigma}^{jk}, \ell') \rightarrow (\boldsymbol{\sigma}, \ell)) p_t(\boldsymbol{\sigma}^{jk}, \ell') \\ &\quad - \sum_{\boldsymbol{\sigma}^{jk}} \sum_{\ell'=1}^n \check{r}((\boldsymbol{\sigma}, \ell) \rightarrow (\boldsymbol{\sigma}^{jk}, \ell')) p_t(\boldsymbol{\sigma}, \ell). \end{aligned} \quad (4.26)$$

Applying this to the average of spin at site i :

$$\begin{aligned} \frac{d}{dt} \mathbb{E}[\sigma_i] &= \sum_{(\boldsymbol{\sigma}, \ell)} \sum_{\boldsymbol{\sigma}^{jk}} \sum_{\ell'=1}^n \sigma_i \check{r}((\boldsymbol{\sigma}^{jk}, \ell') \rightarrow (\boldsymbol{\sigma}, \ell)) p_t(\boldsymbol{\sigma}^{jk}, \ell') \\ &\quad - \sum_{(\boldsymbol{\sigma}, \ell)} \sum_{\boldsymbol{\sigma}^{jk}} \sum_{\ell'=1}^n \sigma_i \check{r}((\boldsymbol{\sigma}, \ell) \rightarrow (\boldsymbol{\sigma}^{jk}, \ell')) p_t(\boldsymbol{\sigma}, \ell). \end{aligned} \quad (4.27)$$

Exchanging the roles of $(\boldsymbol{\sigma}, \ell)$ and $(\boldsymbol{\sigma}^{jk}, \ell')$ in the first summation of (4.27),

$$\begin{aligned} &\sum_{(\boldsymbol{\sigma}, \ell)} \sum_{\boldsymbol{\sigma}^{jk}} \sum_{\ell'=1}^n \sigma_i \check{r}((\boldsymbol{\sigma}^{jk}, \ell') \rightarrow (\boldsymbol{\sigma}, \ell)) p_t(\boldsymbol{\sigma}^{jk}, \ell') \\ &= \sum_{(\boldsymbol{\sigma}, \ell)} \sum_{\boldsymbol{\sigma}^{jk}} \sum_{\ell'=1}^n \sigma_i^{jk} \check{r}((\boldsymbol{\sigma}, \ell) \rightarrow (\boldsymbol{\sigma}^{jk}, \ell')) p_t(\boldsymbol{\sigma}, \ell). \end{aligned} \quad (4.28)$$

Following standard treatments, such as [13, 16, 17, 28], this allows us to write (4.27) as

$$\frac{d}{dt} \mathbb{E}[\sigma_i] = \sum_{j \in \mathcal{N}_i} \sum_{\ell'=1}^n \mathbb{E}[(\sigma_j - \sigma_i) \check{r}((\boldsymbol{\sigma}, \ell) \rightarrow (\boldsymbol{\sigma}^{ij}, \ell'))]. \quad (4.29)$$

To obtain a tractable equation, further approximations are necessary.

4.4. Low Temperature Approximation. Next we make the approximation that as $\beta \rightarrow \infty$, $\varphi_1 \rightarrow 1$ on $D_\ell(\sigma)$ [7, 21].

APPROXIMATION 3 (Low Temperature QSD Approximation). *β is sufficiently large that*

$$\begin{aligned}\check{\mu}_\ell(d\mathbf{x} \mid \sigma) &= \check{Z}_\ell(\sigma)^{-1} \varphi_1(\mathbf{x}; \sigma, \ell) e^{-\beta V(\mathbf{x}, \sigma)} d\mathbf{x} \\ &\approx \check{Z}_\ell(\sigma)^{-1} 1_{D_\ell(\sigma)} e^{-\beta V(\mathbf{x}, \sigma)} d\mathbf{x}.\end{aligned}\tag{4.30}$$

Hence, we can approximate (4.14) by

$$r((\sigma, \ell) \rightarrow (\sigma', \ell'); \mathbf{x}) e^{-\beta V(\mathbf{x}, \sigma)} = r((\sigma', \ell') \rightarrow (\sigma, \ell); \mathbf{x}) e^{-\beta V(\mathbf{x}, \sigma')} \tag{4.31}$$

for $\mathbf{x} \in D_\ell(\sigma) \cap D_{\ell'}(\sigma')$ and zero otherwise. Since ℓ and ℓ' only appear in the definition of regions $D_\ell(\sigma)$ and $D_{\ell'}(\sigma')$, it is easy to formulate reaction rates satisfying this approximate detailed balance. This also justifies (4.3).

4.5. State Space Approximation. A major challenge in applying this QSD-based formulation is that we must identify all the states neighboring (σ, ℓ) to compute the associated reaction rates. While the σ' are easy to identify, finding the sets $D_{\ell'}(\sigma')$ that intersect $D_\ell(\sigma)$ is intractable in high dimension.

A simple approximation is to only consider a single ℓ' for each σ' , given (σ, ℓ) . This corresponds to finding the set $D_{\ell'}(\sigma')$ containing the local minimum of $D_\ell(\sigma)$. Consequently, if $\sigma \rightarrow \sigma'$, the system will undergo a displacive relaxation from the previous local minima to the new one. In the context of Figure 4.2, if we begin in $D_2(\sigma)$, then, since its local minima is in $D_2(\sigma')$, we go to that metastable region when $\sigma \rightarrow \sigma'$. Under this approximation given $\ell(0)$, $\ell(t) = \ell(\sigma(t))$:

APPROXIMATION 4 (State Space Approximation). *Given the time series $\sigma(t)$ and the initial basin of attraction indexed by $\ell(0)$, we can uniquely infer $\ell(t)$ and the associated basin of attraction for all time.* Thus (4.29) is replaced with

$$\frac{d}{dt} \mathbb{E}[\sigma_i] = \sum_{j \in \mathcal{N}_i} \mathbb{E}[(\sigma_j - \sigma_i) \check{r}((\sigma, \ell(\sigma)) \rightarrow (\sigma^{ij}, \ell'(\sigma, \sigma^{ij})))] \tag{4.32}$$

with the notation $\ell(\sigma)$ and $\ell'(\sigma, \sigma^{ij})$ indicating that these are uniquely determined by the given spin configuration, along with the initial conditions.

4.6. Mean Field Approximations. The next step is to make mean field approximations, given particular reaction rates, to obtain a system of equations entirely in terms of $s_i = \mathbb{E}[\sigma_i]$. We consider two possible reaction rates here. However, we emphasize that in this approximation we are not taking the large volume, fixed density, limit; discreteness of the system is retained.

4.6.1. tanh Reaction Rates. A simple choice of reaction rate satisfying (4.31) involves the tanh function:

$$r(\sigma \rightarrow \sigma^{ij}; \mathbf{x}) = \tau^{-1} \left\{ \frac{1}{2} - \frac{1}{2} \tanh \left(\frac{\beta}{2} \Delta_{ij} V(\mathbf{x}, \sigma) \right) \right\}, \tag{4.33}$$

with $\Delta_{ij} V(\mathbf{x}, \sigma)$ given in (2.8), and τ a rate constant. Note that through the introduction of ϵ in (4.16), after integrating out to time $t = O(\epsilon \lambda_1^{-1}) = O((\lambda_2 - \lambda_1)^{-1})$ an exit event would have occurred in the underlying diffusion, and the now a spin exchange should occur in the joint process. Hence, $\tau = O((\lambda_2 - \lambda_1)^{-1})$. After the scale separation, units of time and τ can be arbitrarily rescaled, jointly.

Following [28], the conditional average is:

$$\begin{aligned} & (\sigma_j - \sigma_i) \mathbb{E}^{\tilde{\mu}_\ell(\bullet|\sigma)}[r(\sigma \rightarrow \sigma^{ij}; \mathbf{x})] \\ &= \frac{1}{2} \tau^{-1} (\sigma_j - \sigma_i) - \frac{1}{2} \tau^{-1} (1 - \sigma_i \sigma_j) \mathbb{E}^{\tilde{\mu}_\ell(\bullet|\sigma)} \left[\tanh \left(\beta \frac{\Delta_{ij} V(\mathbf{x}, \sigma)}{\sigma_j - \sigma_i} \right) \right]. \end{aligned} \quad (4.34)$$

No approximation has yet been made in (4.34). To obtain equations of motion entirely in terms of $\mathbf{s}(t)$, we now make:

APPROXIMATION 5 (Mean Field Approximation for tanh Reaction Rates). *Assume that:*

- The averages over $\tilde{\mu}_\ell(\bullet|\sigma)$ approximately commute with the tanh function.
- $\tilde{\mu}_\ell(\sigma)(\bullet|\sigma)$ can be approximated by $\tilde{\mu}_\ell(\mathbf{s})(\bullet|\mathbf{s})$.
- Spins are approximately uncorrelated, $\mathbb{E}[\sigma_i \sigma_j] \approx \mathbb{E}[\sigma_i] \mathbb{E}[\sigma_j]$.

Then (4.32) can be approximated by the system

$$\frac{d}{dt} s_i = \frac{1}{2} \tau^{-1} \sum_{j \in \mathcal{N}_i} (s_j - s_i) - (1 - s_i s_j) \tanh \left(\beta \frac{\Delta_{ij} \tilde{V}^{(\ell(\mathbf{s}))}(\mathbf{s})}{s_j - s_i} \right). \quad (4.35)$$

with atomic sites $\mathbf{x}(t) \sim \tilde{\mu}_{\ell(\mathbf{s})}(\bullet|\mathbf{s})$.

The argument of the tanh function in (4.35) is

$$\frac{\Delta_{ij} \tilde{V}^{(\ell(\mathbf{s}))}(\mathbf{s})}{s_j - s_i} = - \sum_{k \neq i, j} (\tilde{J}_{ik}^{(\ell(\mathbf{s}))}(\mathbf{s}) - \tilde{J}_{jk}^{(\ell(\mathbf{s}))}(\mathbf{s})) s_k + (\tilde{h}_i^{(\ell(\mathbf{s}))}(\mathbf{s}) - \tilde{h}_j^{(\ell(\mathbf{s}))}(\mathbf{s})) \quad (4.36)$$

with

$$\begin{aligned} \tilde{J}_{ij}^{(\ell(\mathbf{s}))}(\mathbf{s}) &= \mathbb{E}^{\tilde{\mu}_{\ell(\mathbf{s})}(\bullet|\sigma)}[J_{ij}(\mathbf{x})], \quad \tilde{h}_i^{(\ell(\mathbf{s}))}(\mathbf{s}) = \mathbb{E}^{\tilde{\mu}_{\ell(\mathbf{s})}(\bullet|\mathbf{s})}[h_i(\mathbf{x})], \\ \Delta_{ij} \tilde{V}^{(\ell(\mathbf{s}))}(\mathbf{s}) &= \mathbb{E}^{\tilde{\mu}_{\ell(\mathbf{s})}(\bullet|\mathbf{s})}[\Delta_{ij} V(\mathbf{x}, \mathbf{s})]. \end{aligned} \quad (4.37)$$

These are the QSD averaged analogs of the VG averages in (3.11). The symbol $\ell(\mathbf{s})$ is used in the above expressions to remind the reader that we have made Approximation 4 on the state space. **For brevity, we will suppress it in what follows.**

4.6.2. Arrhenius Reaction Rates. Another choice is the Arrhenius type reaction rates, subject to a constant saddle height approximation:

$$r(\sigma \rightarrow \sigma^{ij}; \mathbf{x}) = \tau^{-1} \exp \left(-\frac{\beta}{2} \Delta_{ij} V(\mathbf{x}, \sigma) \right). \quad (4.38)$$

In analogous fashion to Approximation 5,

APPROXIMATION 6 (Mean Field Approximation for Arrhenius Reaction Rates).

Assume that:

- The averages over $\tilde{\mu}_\ell(\bullet|\sigma)$ approximately commute with the tanh function.
- $\tilde{\mu}_\ell(\sigma)(\bullet|\sigma)$ can be approximated by $\tilde{\mu}_\ell(\mathbf{s})(\bullet|\mathbf{s})$.
- Spins are approximately uncorrelated, $\mathbb{E}[\sigma_i \sigma_j] \approx \mathbb{E}[\sigma_i] \mathbb{E}[\sigma_j]$.

Then (4.32) can be approximated by the system

$$\begin{aligned} \frac{d}{dt} s_i &= \sum_{j \in \mathcal{N}_i} \frac{1}{2} \tau^{-1} (1 - s_i)(1 + s_j) \exp \left(-\beta \frac{\Delta_{ij} \tilde{V}^{(\ell(\mathbf{s}))}(\mathbf{s})}{s_j - s_i} \right) \\ &\quad - \frac{1}{2} \tau^{-1} (1 + s_i)(1 - s_j) \exp \left(\beta \frac{\Delta_{ij} \tilde{V}^{(\ell(\mathbf{s}))}(\mathbf{s})}{s_j - s_i} \right). \end{aligned} \quad (4.39)$$

with atomic sites $\mathbf{x}(t) \sim \tilde{\mu}_{\ell(\mathbf{s})}(\bullet|\mathbf{s})$.

4.7. Comparison with DMD. In this section we compare the models (4.35) and (4.39), with the DMD models (1.2) and (3.16). Our models are close in spirit to DMD dynamics, with the significant difference being the use of terms like $\tilde{J}_{ij}^{(\ell)}(\mathbf{s}, \mathbf{X}, \mathbf{k})$ from (3.11) in place of $\tilde{J}_{ij}^{(\ell)}(\mathbf{s})$. This reflects that, in standard DMD models, a VG approximation of a single mode of the Gibbs distribution is used, while we use a QSD. Both distributions capture local features of $e^{-\beta V(\mathbf{x}, \boldsymbol{\sigma})}$. As these will all agree in the low temperature limit, we expect agreement of the models.

4.7.1. tanh Reaction Rates. For the tanh reaction rate model, suppose we make a high temperature approximation of (4.35) to expand the tanh function

$$\frac{d}{dt}s_i = \frac{1}{2}\tau^{-1} \sum_{j \in \mathcal{N}_i} (s_j - s_i) - (1 - s_i s_j) \beta \frac{\Delta_{ij} \tilde{V}^\ell(\mathbf{s})}{s_j - s_i} + O(\beta^2). \quad (4.40)$$

Next, we use (3.13) and (2.8) to write the difference in the free energy gradients as

$$\begin{aligned} \frac{\partial \mathcal{F}}{\partial s_j} - \frac{\partial \mathcal{F}}{\partial s_i} &= -\frac{\Delta_{ij} \tilde{V}(\mathbf{s}, \mathbf{X}, \mathbf{k})}{s_j - s_i} + \tilde{J}_{ij}(s_j - s_i) \\ &\quad + \beta^{-1} \operatorname{arctanh}(s_j) - \beta^{-1} \operatorname{arctanh}(s_i). \end{aligned} \quad (4.41)$$

Under a constant mobility model, we can write (1.2) as

$$\begin{aligned} \frac{d}{dt}s_i &= \beta^{-1} k_c \sum_{j \in \mathcal{N}_i} \operatorname{arctanh}(s_j) - \operatorname{arctanh}(s_i) - \beta \frac{\Delta_{ij} \tilde{V}(\mathbf{s}, \mathbf{X}, \mathbf{k})}{s_j - s_i} \\ &\quad + \beta \tilde{J}_{ij}(s_j - s_i). \end{aligned} \quad (4.42)$$

Next, neglecting boundary conditions, in the high temperature, near equilibrium limit, we expect, from rigid lattice asymptotics, $s_i = M/N + O(\beta) = s_{\text{eq}} + O(\beta)$, so that (4.40) becomes

$$\frac{d}{dt}s_i = \frac{1}{2}\tau^{-1} \sum_{j \in \mathcal{N}_i} (s_j - s_i) - \beta(1 - s_{\text{eq}}^2) \frac{\Delta_{ij} \tilde{V}^\ell(\mathbf{s})}{s_j - s_i} + O(\beta^2) \quad (4.43)$$

while (4.42) becomes

$$\frac{d}{dt}s_i = \beta^{-1} k_c \sum_{j \in \mathcal{N}_i} \frac{s_j - s_i}{1 - s_{\text{eq}}^2} - \beta \frac{\Delta_{ij} \tilde{V}(\mathbf{s}, \mathbf{X}, \mathbf{k})}{s_j - s_i} + \beta \tilde{J}_{ij}(s_j - s_i). \quad (4.44)$$

Comparing (4.42) with (4.43), we see what further conditions must hold for the two models to be approximately equivalent. First, the VG approximation must be suitable,

$$\tilde{V}^\ell(\mathbf{s}) \approx \tilde{V}(\mathbf{s}, \mathbf{X}, \mathbf{k}), \quad \tilde{V}^\ell(\mathbf{s}^{ij}) \approx \tilde{V}(\mathbf{s}^{ij}, \mathbf{X}, \mathbf{k}). \quad (4.45)$$

Next, there is also the additional term, $\beta \tilde{J}_{ij}(s_j - s_i)$, at $O(\beta)$ which was discussed in [28], in the case of a rigid lattice. In that work, the author commented that such terms motivated the use of the mean field kinetic models, in the spirit of (4.35), rather than the free energy gradient model, (1.2). Finally, the mobility should scale as

$$k_c \approx \frac{1}{2} \beta \tau^{-1} (1 - s_{\text{eq}}^2), \quad (4.46)$$

which is consistent with [33]. A similar analysis holds the rate limited mobility model, where, in the high temperature near equilibrium limit,

$$k_{ij} = k_r[(1 - s_{\text{eq}}^2) + O(\beta)]$$

resulting in

$$k_r \approx \frac{1}{2}\beta\tau^{-1} \quad (4.47)$$

A serious weakness of this analysis is the use of high temperature approximations. This specifically voids Approximation 3, and it degrades the quality of the VG approximation. Nevertheless, it provides some basic insight into how the models compare, and offers rough scalings for constants like (4.46) and (4.47).

4.7.2. Arrhenius Reaction Rates. For the Arrhenius reaction rate model, we substitute identity (4.41) into (3.17) and (3.18) to express the DMD model (3.16) as

$$\begin{aligned} \frac{d}{dt}s_i = \sum_{j \in \mathcal{N}_i} \kappa e^{-\beta Q_m} (1 + s_j)(1 - s_i) \exp\left(-\beta \frac{\Delta_{ij} \tilde{V}}{s_j - s_i} + \beta \tilde{J}_{ij}(s_j - s_i)\right) \\ - \kappa e^{-\beta Q_m} (1 - s_j)(1 + s_i) \exp\left(\beta \frac{\Delta_{ij} \tilde{V}}{s_j - s_i} - \beta \tilde{J}_{ij}(s_j - s_i)\right). \end{aligned} \quad (4.48)$$

Comparing with (4.39), we see a distinction in the multiplicative terms $\exp(\pm \beta \tilde{J}_{ij}(s_j - s_i)) = 1 + O(\beta)$. Again, this corresponds to the term identified in [28]. We thus infer

$$\kappa e^{-\beta Q_m} \approx \frac{1}{2}\tau^{-1}, \quad (4.49)$$

provided (4.45) holds. Models (3.16) and (4.39) have similar equations, and there is no need for an expansion in β , excepting the term $\exp(\pm \beta \tilde{J}_{ij}(s_j - s_i))$. In the high temperature limit, all of these models tend to agree, to leading order.

5. Numerical Simulations. Here, we compare some of the models presented in this paper with a simple test problem.

5.1. Test Problem. Our test problem is a 1D binary alloy, consisting of a chain of atomic sites that are occupied either by Species A or Species B. The pair potential $\phi_{\sigma_i, \sigma_j}(|x_{ij}|)$ is such that is energetically favorable to have like species neighbor one another (A-A or B-B bonds). Additionally, A-A and B-B bonds have longer equilibrium interatomic spacings than A-B bonds resulting in mechanical deformation in response to rearrangement of the species. See Figure 5.1 for the problem setup. While this problem has certain nonphysical aspects, it captures the essential features of our spin-diffusion model. This allows for comparisons with a number of deterministic models, including DMD free energy gradient dynamics and mean field master equations.

A few additional details on this test problem are of note. Owing to the translation invariance of the problem, the leftmost atom is pinned at $x_1 = 0$, while the rightmost atom is free to move. The species of the atoms at the first and last atomistic sites are fixed, and only s_i , $i = 2, \dots, N - 1$, evolve under the flow.

With respect to energy model (2.5), there is no u_σ contribution, and the pair potential is given by the smoothed Lennard-Jones type potential (A.1) with cutoff (A.2). The variations to the pair potentials by bond type are controlled by the choice of parameters. We also add the confining pair potential (A.3) between adjacent atoms to ensure that there is no disaggregation of the chain.

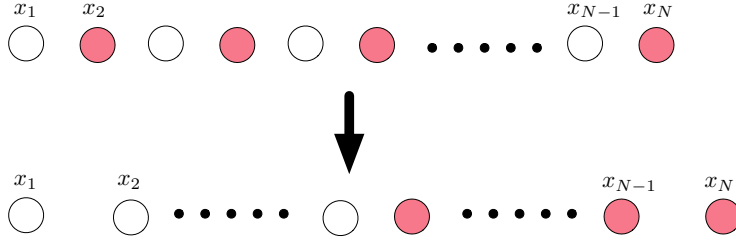


FIG. 5.1. A chain of two species, initially arranged in an alternating sequence. Segregation into two components is energetically favorable and leads to extension due to the choice of parameters in the potentials.

TABLE 5.1
Effective mobility for free energy gradient dynamics with $\beta = 80$.

N	$\frac{1}{2}\beta\tau^{-1}$ scaling	32	500	1000	2000
k_c	40	33	31	32	31
k_r	40	24	25	25	26

5.2. Model Comparison. As discussed throughout this work, there are many choices of dynamics. Here, we simulate the following four:

- Free energy gradient dynamics (1.2), with constant mobility model (3.14).
- Free energy gradient dynamics (1.2), with mobilities defined by (3.15).
- Mean field Approximation 5, given by equation (4.35), with an additional VG approximation of $\Delta_{ij}\tilde{V}^\ell(\mathbf{s})$, as in (4.45).
- Mean field Approximation 5, given by equation (4.35), with an additional point estimate of $\Delta_{ij}\tilde{V}(\mathbf{s})$:

$$\Delta_{ij}\tilde{V}^\ell(\mathbf{s}) = \mathbb{E}^{\mu_\ell(\bullet|\mathbf{s})} [\Delta_{ij}V(\mathbf{x}, \mathbf{s})] \approx \Delta_{ij}V(\mathbf{X}_{\min}, \mathbf{s}), \quad (5.1)$$

with $(\mathbf{X}_{\min}, \mathbf{k}_{\min})$ the local minimizer of $\mathcal{F}(\mathbf{s}, \mathbf{X}, \mathbf{k})$.

To fix a time scale, we choose $\tau = 1$ in (4.35). The free energy gradient dynamics with mobilities (3.14) and (3.15) have free parameters k_c and k_r , respectively. These parameters should be chosen so that the mean spins evolve on a similar time scale for both the mean field master equation and the free energy gradient dynamics. In Section 4.7, we calculated scalings (4.46) and (4.47) in the high-temperature, near-equilibrium limits. However, this may not extend to low temperatures. Instead, we choose k_c and k_r empirically to align a reference feature of the dynamics across the different models. Here, this feature corresponds to the first jump in the spatial spin autocorrelation, which indicates the formation of distinct phases. After running the simulations with $k_c = 4$ and $k_r = 1$, time is rescaled to match the reference feature. While this fitting is done independently for each N and each β , Tables 5.1 and 5.2 reveal consistency across the different cases.

5.3. Numerical Implementation. For initial conditions, the variable s_i alternatively takes the values -0.9998 and 0.9998 . Given this initial spin configuration, \mathbf{X} and \mathbf{k} are chosen to locally minimize the free energy via gradient descent.

The mean spins \mathbf{s} are evolved by one of the choices of dynamics, and, since each model involves a VG approximation, the \mathbf{X} and \mathbf{k} are evolved by a scaled gradient

TABLE 5.2
Effective mobility for free energy gradient dynamics with $\beta = 160$.

N	$\frac{1}{2}\beta\tau^{-1}$ scaling	32	500	1000	2000
k_c	80	52	46	47	46
k_r	80	36	36	36	37

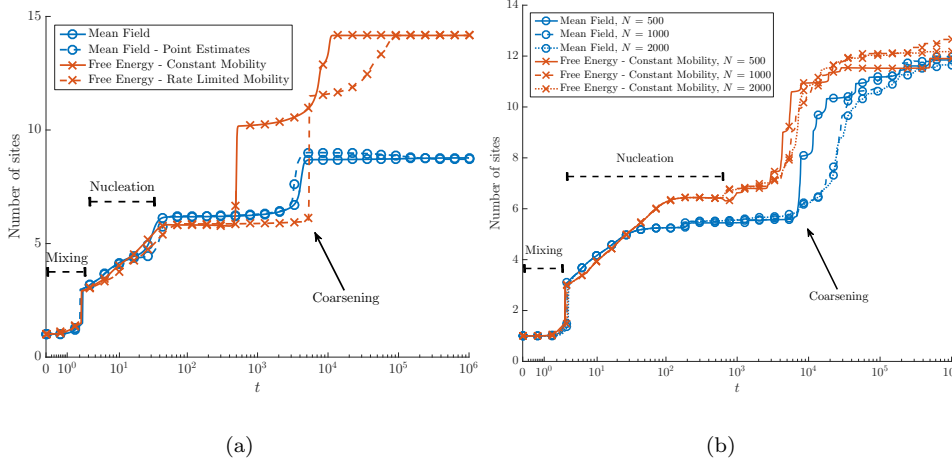


FIG. 5.2. Location of first minimum in the spatial spin autocorrelation for the $N = 32$ system at $\beta = 160$ and for larger systems, also at $\beta = 160$. Note that the time scale is logarithmic.

descent for the free energy. Thus, the system that is actually evolved is:

$$\dot{\mathbf{s}} = f(\mathbf{s}, \mathbf{X}, \mathbf{k}) \quad (5.2a)$$

$$\dot{\mathbf{X}} = -\eta_1 \nabla_{\mathbf{X}} \mathcal{F}(\mathbf{s}, \mathbf{X}, \mathbf{k}) \quad (5.2b)$$

$$\dot{\mathbf{k}} = -\eta_2 \nabla_{\mathbf{k}} \mathcal{F}(\mathbf{s}, \mathbf{X}, \mathbf{k}). \quad (5.2c)$$

Here, f comes from one of the models mentioned above. The constants η_1 and η_2 are large numerical parameters that force the system to be close to the local minimizer of $\mathcal{F}(\mathbf{s}, \mathbf{X}, \mathbf{k})$.

This system of ODEs is solved in MATLAB using the `ode15s` stiff solver. If the magnitude of $\nabla_{\mathbf{X}, \mathbf{k}} \mathcal{F}$ exceeds a threshold tolerance, the integrator is halted and gradient descent is applied to obtain a local minimizer, again. After minimization, integration of (5.2) resumes. For efficiency, quadrature is performed using the GSL implementation of QUADPACK routines, <http://www.gnu.org/software/gsl/>, while gradient descent minimization is done by running MATLAB's `ode15s` on the gradient dynamics to steady state.

Additional details on our implementation are given in Appendix B.

5.4. Results. Here, we present results of the simulation for a small system with $N = 32$, allowing us to observe near complete coarsening, along with larger systems with $N = 500, 1000$ and 2000 , to see more physically meaningful behavior.

5.4.1. Small System. In the case of the small $N = 32$ system, the composition and configuration profiles are shown in Figures 5.2 (a) and 5.3. The composition

dynamics has three main features:

1. **Mixing:** Initially alternating positive and negative spins become almost constant zero.
2. **Nucleation:** Phases of positive and negative spins form, initially at the boundaries, and then in the interior.
3. **Coarsening:** Phases merge, resulting in larger phases.

Each of these changes in the composition occurs in conjunction with lengthening of the configuration. These features are shown in Figure 5.3. In, for instance, panel (a), we see mixing occurs between $t = 0$ and $t \approx 1$, nucleation follows between $t \approx 1$ and $t \approx 10$, and then a coarsening event occurs around $t = 5 \times 10^3$.

In small systems, coarsening events are infrequent, and it is difficult to make comparisons between the models. However, it is unambiguous that nucleation completes earlier for the mean field master equation than for free energy gradient dynamics. For $N = 32$, $\beta = 160$, nucleation completes around $t = 10$ for the mean field models, but closer to $t = 10^2$ for the free energy gradient dynamics. Another distinction is that the mean field models have better defined grains, with sharper interfaces at this temperature.

Differences between the models are also visible when we look at observables, such as the strain and the average number of A-B bonds as functions of time; these appear in Figure 5.4. After mixing occurs, the system has a more rapidly increasing strain and decreasing number of A-B bonds in the mean field approximations than in the free energy gradient dynamics.

While we expect that in all cases the system will eventually segregate into all A atoms next to all B atoms, we have not yet reached this limit in the $\beta = 160$ case. When the system is run at higher temperatures, we see more coarsening; results at $\beta = 80$ appear in Figure 5.5. An interesting feature of the $\beta = 80$ mean field simulation is that while they have coarsened into two large phases, there are still two small phases at the edges. The energy landscape appears to be rich in metastability and the times between coarsening events continues to increase. This is very much in the spirit of Allen-Cahn and Cahn-Hilliard models where the times between such aggregation events can become exponentially long [1, 5, 6, 12, 27].

5.4.2. Large System. We also investigated the problem with larger systems. Looking at Figure 5.2 (b), we see coarsening of the system. With $N = 2000$, like the smaller system, nucleation completes earlier for the mean field master equation, around $t = 10^2$, than for free energy gradient dynamics, around $t = 10^3$. Overall, coarsening occurs earlier for free energy gradient dynamics with constant mobility than for free energy gradient dynamics with rate limited mobility and the mean field master equation dynamics. A large number of coarsening events occur between $t = 10^3$ and $t = 10^4$ for free energy gradient dynamics with constant mobility, but not until the time period between $t = 10^4$ and $t = 10^5$ for the other models.

The observables for the mean field model and free energy gradient dynamics with constant mobility are plotted in Figure 5.6. These show consistency in the models across the system sizes of $N = 500, 1000, 2000$, after normalizing by the system size.

6. Discussion. We have formulated and related an underlying stochastic process, the coupled spin-diffusion model, to DMD, and shown that there is qualitative agreement in simulations. Our simulations also show that, depending on the modeling parameters, there are differences in the dynamics. Our contention is that, given that such distinctions occur, practitioners should follow the strategy developed here,

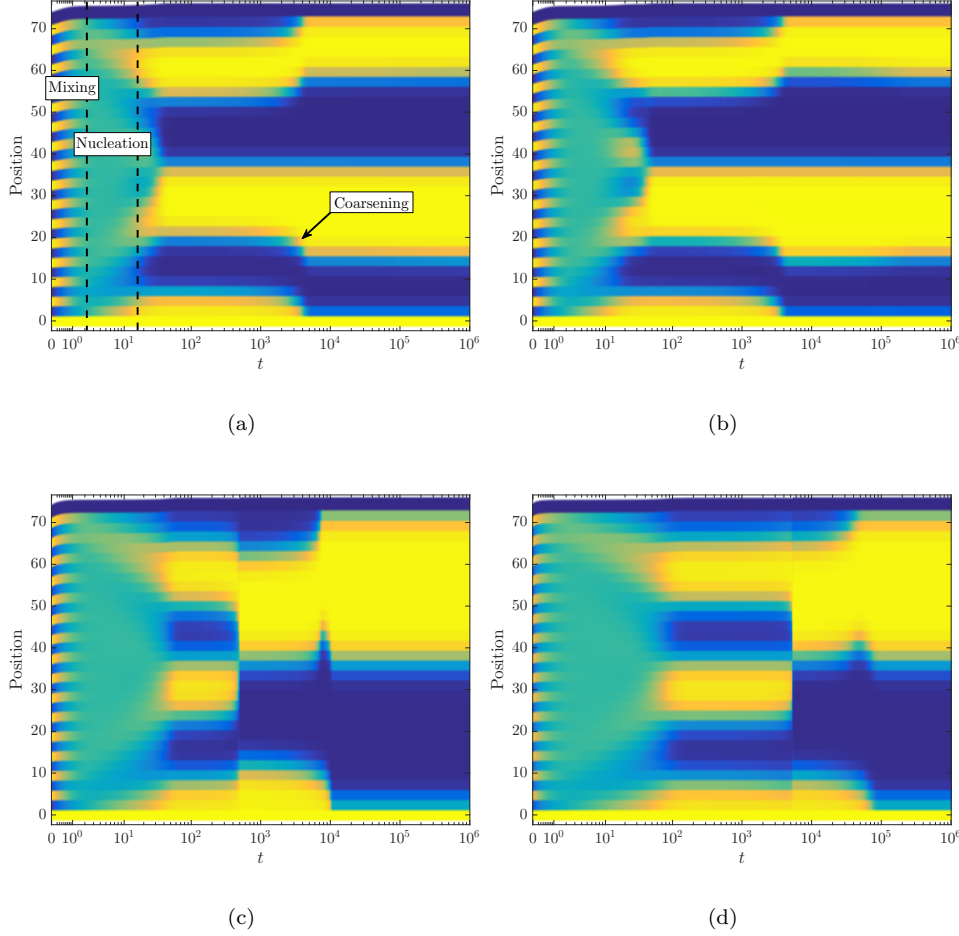


FIG. 5.3. *Composition and configuration profiles for the $N = 32$ system at $\beta = 160$. The four figures correspond to four different types of dynamics: (a) Mean Field, (b) Mean Field - Point Estimates, (c) Free Energy - Constant Mobility, and (d) Free Energy - Rate Limited Mobility. Nucleation of phases completes earlier in the mean field models, as opposed to the free energy gradient models. The interfaces are also sharper in the former than the latter. Note that the time scale is logarithmic.*

and put their key modeling assumptions in the reaction rates and the mean field approximations.

We also summarize, here, the key assumptions and approximations that go into arriving at our model. These are:

Spin-Diffusion Model The underlying modeling assumption is that the system is governed by the coupled system of (1.3) and (1.4).

Time Scale Separation The next assumption is that there is adequate scale separation between the relaxation time and the time scale for barrier crossings. This is captured by Assumption 4, which is the basis for Approximation 2, the rate averaged jump process.

Low Temperature Approximation To make the computation of the effective re-

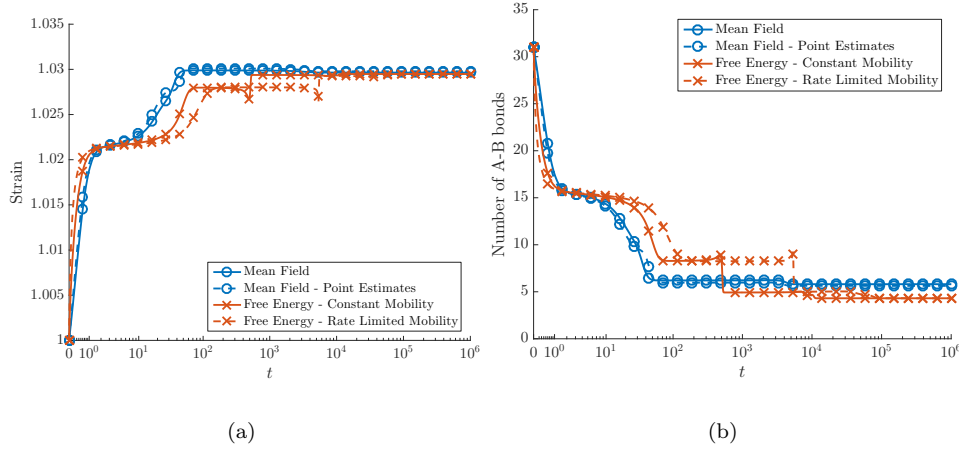


FIG. 5.4. Observables for the $N = 32$ system at $\beta = 160$. (a) Strain as a function of time and (b) number of A-B bonds as a function of time. After mixing, the system has a more rapidly increasing strain and decreasing number of A-B bonds in the mean field approximations than in the free energy gradient dynamics. Note that the time scale is logarithmic.

action rates tractable, the QSD is approximated by the restricted Gibbs distribution (Approximation 3), which in turn may be approximated by a Gaussian distribution using VG. This is sensible in the low temperature limit, and was captured by (4.45) in our comparison of the models.

State Space Approximation The first major approximation is in Approximation 4, which restricts our attention to a single new basin each time a spin exchange occurs.

Mean Field Approximation The final approximation, giving rise to equations like (4.35), is to approximate expectations of nonlinear functions by the nonlinear functions of the expectations.

The time scale separation and low temperature approximations are quite sensible, are consistent with data, and they can be made rigorous. At present, the state space and mean field approximations are somewhat less constrained. The mean field approximation is quite common, and can even be justified in certain limits. The state space approximation merits further investigation.

One interpretation of our model is as mean field approximation to a master equation for an off-lattice, finite temperature, restricted kMC method. It is clearly off-lattice in that the atomic sites evolve in time, and it certainly has finite temperature effects throughout. We view it as a kMC model in that what drives the system is the evolution of the composition, *i.e.* the assignment of the A and B species to different sites. Indeed, one might arrive at our model by beginning with, for instance, the off lattice kMC model of [4]. Instead of viewing the positions of the atoms as corresponding to their quenched configurations, one could allow them to sample the local mode of the energy landscape, as is done in accelerated MD approaches [30, 38]. There, the system reaches a local equilibrium, sampling a QSD, and then one of several approaches is used to accelerate the observation of a first exit. However, in accelerated MD, all transitions amongst basins are allowed, while in DMD type methods, the only admissible transitions correspond to species exchange which also correspond to

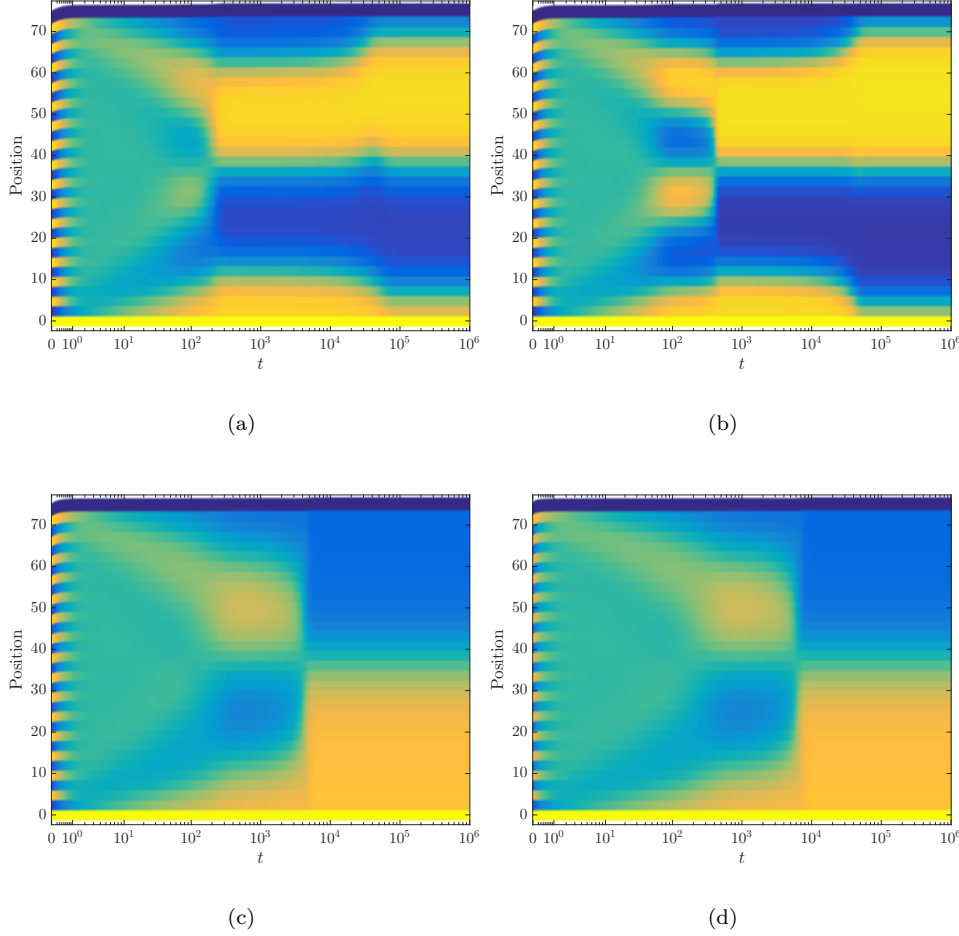


FIG. 5.5. *Composition and configuration profiles for the $N = 32$ system at $\beta = 80$. The four figures correspond to four different types of dynamics: (a) Mean Field, (b) Mean Field - Point Estimates, (c) Free Energy - Constant Mobility, and (d) Free Energy - Rate Limited Mobility. In the free energy gradient simulations, the composition has coarsened completely into two phases. In the mean field simulations, while the composition has coarsened into two large phases, there are still two small phases at the edges. Note that the time scale is logarithmic.*

correlated events. In this way, our kMC model is restricted. One might enrich the set of possible kMC moves in DMD to enhance its faithfulness to the physics.

There are, of course, many challenges ahead. One important objective would be to make direct numerical comparisons between ensemble averages of the stochastic spin-diffusion model and its mean field approximation. This would allow for an assessment of the aforementioned approximations, and regions of validity could be determined. The next challenge is to revisit DMD simulations using our mean field equations and compare the physical predictions. This largely amounts to changing the form of the driving terms of the ODEs, and should be quite tractable. In light of information from such numerical experiments, one might then pursue a rigorous analysis of our

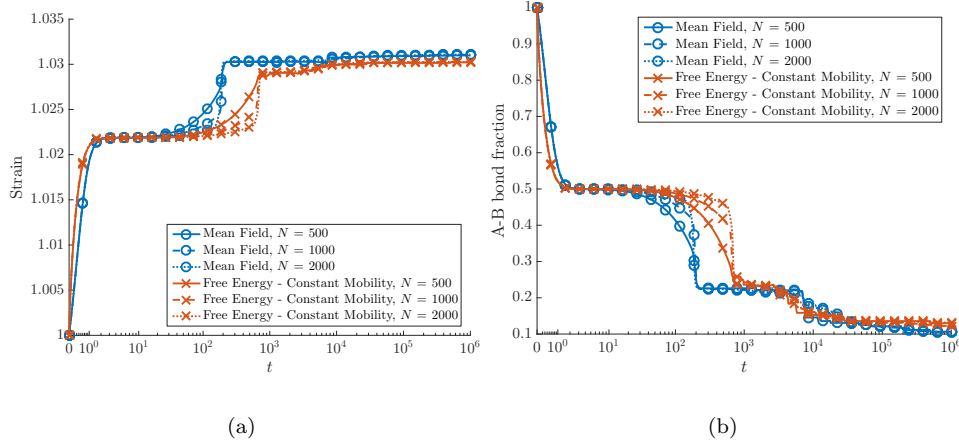


FIG. 5.6. Observables for the $N = 500, 1000, 2000$ systems at $\beta = 160$. (a) Strain as a function of time and (b) A-B bond fraction as a function of time. These results show consistency in the models across the system sizes of $N = 500, 1000, 2000$. Note that the time scale is logarithmic.

approximations with a full justification for the mean field model as the outcome.

Appendix A. Details of Potentials.

First, we give the details for the coefficients J_{ij} , h_i , and f . We have

$$\begin{aligned}
 J_{ij}(\mathbf{x}) &= \frac{1}{4} [2\phi_{+-}(|x_{ij}|) - \phi_{++}(|x_{ij}|) - \phi_{--}(|x_{ij}|)], \\
 h_i(\mathbf{x}) &= \frac{1}{4} \sum_{j \neq i} [\phi_{++}(|x_{ij}|) - \phi_{--}(|x_{ij}|)] + \frac{1}{2} [u_+(|x_i|) - u_-(|x_i|)], \text{ and} \\
 f(\mathbf{x}) &= \frac{1}{4} \sum_{i < j} [\phi_{++}(|x_{ij}|) + 2\phi_{+-}(|x_{ij}|) + \phi_{--}(|x_{ij}|)] + \frac{1}{2} \sum_i [u_+(|x_i|) + u_-(|x_i|)].
 \end{aligned}$$

For the pair interactions in our test problem, we use a soft-core 4-2 Lennard-Jones type potential:

$$\phi(r; A, r_{\text{eq}}, \lambda) = 4\lambda^2 A \left\{ \left[\frac{1}{2}(1-\lambda)^2 + 2 \left(\frac{r}{r_{\text{eq}}} \right)^2 \right]^{-2} - \left[\frac{1}{2}(1-\lambda)^2 + 2 \left(\frac{r}{r_{\text{eq}}} \right)^2 \right]^{-1} \right\}. \quad (\text{A.1})$$

We introduce a cutoff of the above pair potential, to obtain a pair potential that is C^1 with finite support in $[0, r_c]$:

$$\phi_{\text{cut}}(r; p, A, r_{\text{eq}}, \lambda, r_c) = \begin{cases} \phi(r) - \phi(r_c) - \phi'(r_c)(r - r_c), & r < r_c, \\ 0, & r \geq r_c. \end{cases} \quad (\text{A.2})$$

In addition to the pair potential, there is a quartic confining potential to prevent evaporation occurring as a rare event:

$$\phi_{\text{confin}}(r; r_{\text{confin}}) = \left[\frac{1}{4} \left(\frac{r}{r_{\text{confin}}} \right)^4 - \frac{r}{r_{\text{confin}}} + \frac{3}{4} \right] 1_{(r_{\text{confin}}, \infty)}(r). \quad (\text{A.3})$$

The potential parameters are $\lambda = 0.99$, $A_{++} = A_{--} = 0.2$, $A_{+-} = 0.18$, $r_{\text{eq},++} = r_{\text{eq},--} = 2.6$, $r_{\text{eq},+-} = 2.55$. The cutoff radius is $r_c = 10.5$, and the confining potential has parameter $r_{\text{confine}} = 1.5 \cdot r_{\text{eq},+-} = 3.825$.

Appendix B. Details of Numerical Methods.

In this Appendix, we provide some further details about the numerical computation of the free energy, as well as other computational parameters for the simulations. Though the presentation is in terms of \mathbf{X} , \mathbf{k} , and \mathbf{s} , the simulations were performed in terms of \mathbf{X} , $\boldsymbol{\alpha} = \beta \mathbf{k}/2$ and $\mathbf{c} = (\mathbf{s} + 1)/2$.

B.1. Calculation of free energy and its derivatives. Many of the expressions require computing expectations over a variational Gaussian distribution with parameters \mathbf{X} and $\boldsymbol{\alpha}$. Since $\mathbb{E}^{\tilde{\nu}}[V(\mathbf{x}, \boldsymbol{\sigma})] = \mathbb{E}^{\tilde{\mu}}[V(\mathbf{x}, \mathbf{s})]$, for pair potential averages, like $\mathbb{E}^{\tilde{\mu}}[\phi(|x_{ij}|)]$, we can use the coordinate transformation from [24] which makes the integral one dimensional. We also integrate over a truncated region, $(X_i - R, X_i + R)$, in one dimension, with R chosen sufficiently large that the domain truncation error is within a specified tolerance. This is done with *a priori* estimates involving the maximum value of the pair potential, and an assumed lower bound α_{\min} on the harmonic constants $\boldsymbol{\alpha}$.

The confining potential applies only to nearest-neighbor pairs, so we do not need a cutoff and therefore do not need to truncate the domain of integration for computation of its Gaussian average.

B.2. Computational parameters. There are several computational parameters for the calculation of the free energy and its gradients. First, there is R , the radius of truncation described above. In our simulations, $R \approx 3.7$, which is a function of the *a priori* lower bound $\alpha_{\min} = 5$, the upper bound $M = \max\{\phi_{++}(0), \phi_{+-}(0), \phi_{--}(0)\}$, and the truncation tolerance of 10^{-6} . The absolute and relative tolerances for the adaptive quadrature have values 10^{-12} and 10^{-6} respectively.

There are also computational parameters for the minimization of $\mathcal{F}(\mathbf{c}, \mathbf{X}, \boldsymbol{\alpha})$ by gradient descent. The absolute and relative tolerances for the ODE solver are 10^{-6} and 10^{-3} , respectively. The time step is chosen adaptively to meet these error tolerances. The gradient descent is stopped when $\max(\|\nabla_{\mathbf{X}} \mathcal{F}\|_{\infty}, \|\nabla_{\boldsymbol{\alpha}} \mathcal{F}\|_{\infty})$ falls below the tolerance 10^{-7} .

Finally, we have several computational parameters for evolution of the \mathbf{c} , \mathbf{X} , and $\boldsymbol{\alpha}$ by the transformed versions of (5.2a) – (5.2c). The absolute and relative tolerances for the ODE solver are 10^{-6} and 10^{-3} , respectively. The evolution is halted when the infinity-norm of the gradient increases above the tolerance 10^{-6} . The evolution of these equations continues once \mathbf{X} and $\boldsymbol{\alpha}$ have been updated by gradient descent minimization. Finally, the prefactors on the evolution of \mathbf{X} and $\boldsymbol{\alpha}$ are both 10^9 , which is equivalent to $\eta_1 = 10^9$ and $\eta_2 = (2/\beta)^2 10^9$ in (5.2b) and (5.2c).

REFERENCES

- [1] N ALIKAKOS, P W BATES, AND G FUSCO, *Slow motion for the Cahn-Hilliard equation in one space dimension*, Journal Of Differential Equations, 90 (1991), pp. 81–135.
- [2] G A BAKER AND J W ESSAM, *Effects of Lattice Compressibility on Critical Behavior*, Physical Review Letters, 24 (1970), pp. 447–449.
- [3] A BINDER, T LELIEVRE, AND G SIMPSON, *A generalized parallel replica dynamics*, Journal Of Computational Physics, 284 (2015), pp. 595–616.
- [4] H A BOATENG, T P SCHULZE, AND P SMEREKA, *Approximating off-lattice kinetic Monte Carlo*, Multiscale Modeling & Simulation. A SIAM Interdisciplinary Journal, 12 (2014), pp. 181–199.

- [5] J CARR AND R L PEGO, *Metastable patterns in solutions of $u_t = \varepsilon^2 u_{xx} - f(u)$* , Communications on pure and applied mathematics, 42 (1989), pp. 523–576.
- [6] ———, *Very slow phase separation in one dimension*, in PDEs and continuum models of phase transitions, Springer, 1989, pp. 216–226.
- [7] G DI GESÙ, T LELIEVRE, D LE PEUTREC, AND B NECTOUX, *Jump Markov models and transition state theory: the Quasi-Stationary Distribution approach*, arXiv.org, (2016).
- [8] E DONTSOVA, J ROTTLER, AND C W SINCLAIR, *Solute-defect interactions in Al-Mg alloys from diffusive variational Gaussian calculations*, Physical Review B, 90 (2014), p. 174102.
- [9] ———, *Solute segregation kinetics and dislocation depinning in a binary alloy*, Physical Review B, 91 (2015), pp. 224103–10.
- [10] K ELDER, NIKOLAS PROVATAS, JOEL BERRY, PETER STEFANOVIC, AND MARTIN GRANT, *Phase-field crystal modeling and classical density functional theory of freezing*, Physical Review B, 75 (2007), p. 064107.
- [11] H P FISCHER, J REINHARD, W DIETERICH, J F GOUYET, P MAASS, A MAJHOFFER, AND D REINEL, *Time-dependent density functional theory and the kinetics of lattice gas systems in contact with a wall*, The Journal of Chemical Physics, 108 (1998), pp. 3028–11.
- [12] G FUSCO AND J K HALE, *Slow-motion manifolds, dormant instability, and singular perturbations*, Journal of Dynamics and Differential Equations, 1 (1989), pp. 75–94.
- [13] J F GOUYET, M PLAPP, W DIETERICH, AND P MAASS, *Description of far-from-equilibrium processes by mean-field lattice gas models*, Advances in Physics, 52 (2003), pp. 523–638.
- [14] L GU, B CHAKRABORTY, P L GARRIDO, M PHANI, AND J L LEBOWITZ, *Monte Carlo study of a compressible Ising antiferromagnet on a triangular lattice*, Physical Review B, 53 (1996), pp. 11985–11992.
- [15] K HUANG, *Introduction to statistical physics*, CRC Press, 2009.
- [16] K KAWASAKI, *Diffusion constants near the critical point for time-dependent Ising models. I*, Physical Review, 145 (1966), pp. 224–230.
- [17] ———, *Diffusion constants near the critical point for time-dependent Ising models. II*, Physical Review, 148 (1966), pp. 375–381.
- [18] P L KRAPIVSKY, S REDNER, AND E BEN-NAIM, *A Kinetic View of Statistical Physics*, Cambridge University Press, Nov. 2010.
- [19] B LEIMKUHLER AND C MATTHEWS, *Molecular Dynamics: With Deterministic and Stochastic Numerical Methods*, Interdisciplinary Applied Mathematics, Springer, 5 2015.
- [20] T LELIEVRE, *Two mathematical tools to analyze metastable stochastic processes*, in Numerical Mathematics and Advanced Applications 2011, Springer, 2013, pp. 791–810.
- [21] T LELIEVRE AND F NIER, *Low temperature asymptotics for quasistationary distributions in a bounded domain*, Analysis & PDE, 8 (2015), pp. 561–628.
- [22] T LELIEVRE, G STOLTZ, AND M ROUSSET, *Free Energy Computations: A Mathematical Perspective*, Imperial College Press, 1 ed., June 2010.
- [23] R. LESAR, R. NAJAFABADI, AND D.J. SROLOVITZ, *Thermodynamics of solid and liquid embedded-atom-method metals: A variational study*, The Journal of Chemical Physics, 94 (1991), p. 5090.
- [24] J LI, S SARKAR, W T COX, T J LENOSKY, E BITZEK, AND Y WANG, *Diffusive molecular dynamics and its application to nanoindentation and sintering*, Physical Review B, 84 (2011), p. 054103.
- [25] M A L MARQUES AND E K U GROSS, *Time-Dependent Density Functional Theory*, Annual Review of Physical Chemistry, 55 (2004), pp. 427–455.
- [26] S J MITCHELL AND D P LANDAU, *Phase Separation in a Compressible 2D Ising Model*, Physical Review Letters, 97 (2006), pp. 025701–4.
- [27] F OTTO AND M G REZNIKOFF, *Slow motion of gradient flows*, Journal of Differential Equations, 237 (2007), pp. 372–420.
- [28] O PENROSE, *A mean-field equation of motion for the dynamic Ising model*, Journal of Statistical Physics, 63 (1991), pp. 975–986.
- [29] D PEREZ AND L J LEWIS, *Multiscale model for microstructure evolution in multiphase materials: Application to the growth of isolated inclusions in presence of elasticity*, Physical Review E, 74 (2006), pp. 031609–20.
- [30] D PEREZ, B P UBERUAGA, Y SHIM, J G AMAR, AND A F VOTER, *Accelerated molecular dynamics methods: introduction and recent developments*, Annual Reports in Computational Chemistry, 5 (2009), pp. 79–98.
- [31] ERRICO PRESUTTI, *Scaling limits in statistical mechanics and microstructures in continuum mechanics*, Springer, Berlin, Heidelberg, 2009.
- [32] S R SALINAS, *On the one-dimensional compressible Ising model*, Journal of Physics A: Mathematical, Nuclear and General, 6 (1973), pp. 1527–1533.

- [33] S SARKAR, *Extending the Time Scale in Atomistic Simulations: The Diffusive Molecular Dynamics Method*, PhD thesis, Ohio State University, Nov. 2011.
- [34] S SARKAR, J LI, W T COX, E BITZEK, T J LENOSKY, AND Y WANG, *Finding activation pathway of coupled displacive-diffusional defect processes in atomistics: Dislocation climb in fcc copper*, Physical Review B, 86 (2012), p. 014115.
- [35] G SIMPSON, M LUSKIN, AND D J SROLOVITZ, *A theoretical examination of diffusive molecular dynamics*, To appear in SIAP, (2016).
- [36] I STEINBACH, *Phase-Field Model for Microstructure Evolution at the Mesoscopic Scale*, Annual Review of Materials Research, 43 (2013), pp. 89–107.
- [37] V A VOELZ, G R BOWMAN, K BEAUCHAMP, AND V S PANDE, *Molecular Simulation of ab Initio Protein Folding for a Millisecond Folder NTL9(1–39)*, Journal of the American Chemical Society, 132 (2010).
- [38] A F VOTER, F MONTALENTI, AND T C GERMANN, *Extending the time scale in atomistic simulation of materials*, Annual Review of Materials Science, 32 (2002), pp. 321–346.
- [39] K-A WU, M PLAPP, AND P W VOORHEES, *Controlling crystal symmetries in phase-field crystal models*, Journal Of Physics-Condensed Matter, 22 (2010), pp. 364102–10.
- [40] L XU AND G HENKELMAN, *Adaptive kinetic Monte Carlo for first-principles accelerated dynamics*, Journal of Chemical Physics, 129 (2008).