

Implementing long-distance round-robin-differential-phase-shift quantum key distribution with simplest setup

Zhen-Qiang Yin,^{1,2,3} Shuang Wang,^{1,2,3,*} Wei Chen,^{1,2,3,†}
Yun-Guang Han,^{1,2,3} Guang-Can Guo,^{1,2,3} and Zheng-Fu Han^{1,2,3}

¹*CAS Key Laboratory of Quantum Information,
University of Science and Technology of China, Hefei 230026, P. R. China*
²*Synergetic Innovation Center of Quantum Information & Quantum Physics,
University of Science and Technology of China, Hefei, Anhui 230026, P. R. China*
³*State Key Laboratory of Cryptology, P. O. Box 5159, Beijing 100878, P. R. China*

Round-robin-differential-phase (RRDPS) quantum key distribution (QKD) protocol has attracted intensive studies due to its distinct security characteristic, e.g., information leakage in RRDPS can be bounded without learning error rate of key bits. Nevertheless, its implementation is still far from practical due to the complication of its measurement device. Moreover, on the theoretical side, its security is still not clear in view of error rate. Here, by observing a potential phase randomization in the encoding states, we develop a theory to bound information leakage quite tightly and differently. Besides, the error rate is incorporated to improve the secret key rate, which is significant for the understanding of RRDPS. Based on our novel security proof, the practicality and performance of RRDPS can be both improved dramatically. Furthermore, we realize an experiment up to 140km fiber distance which is the longest achievable distance of RRDPS system until now, while the original security proof predicts no secret key can be generated in our experiment. Our results pave an avenue towards practical RRDPS.

* wshuang@ustc.edu.cn

† weich@ustc.edu.cn

I. INTRODUCTION

Unlike classical cryptography whose security relies on unproven mathematical assumptions, quantum key distribution (QKD) [1, 2] can information-theoretically distribute secret key bits between distant peers (such as Alice and Bob). According to quantum mechanics, any eavesdropping on quantum channel will inevitably introduce signal disturbance, which implies that Alice and Bob can bound the information leakage for the eavesdropper (Eve) through collecting the error rate of their raw key bits. Thus, monitoring signal disturbance is indispensable for almost all QKD protocols.

Surprisingly, recently proposed round-robin-differential-phase-shift (RRDPS) [3] protocol is an exception. In RRDPS protocol, Alice prepares a series of pulse trains, each consisting of L weak coherent pulses. The pulses are individually modulated to random phases out of 0 and π , and every L -pulse train can be handled as a packet. Upon receiving these packets, Bob measures the phase shift between the i -th pulse and $(i+r)$ -th pulse of each packet, where r is randomly chosen from $[1, L-1]$ for each packet and $i+r \leq L$. Through a simple and comprehensive security proof [3], it has been pointed out that Eve's information on raw key bits I_{AE} is no larger than $h_2(n/(L-1))$, where n is the photon number of a packet. The main merit of RRDPS protocol is that I_{AE} does not depend on error rate of key bits, and thus can be treated as a constant experimentally. It's obvious that the information leakage will be deeply suppressed when L becomes large, which is the reason why a RRDPS experiment with large L is important.

There have been several successful demonstrations of this protocol with passive interferometers [4, 5] and actively-selectable components [6, 7]. The longest achievable distance is around 90km [7]. Albeit great progresses on experiments of RRDPS protocol have been made, it's still a great challenge to realize a practical measurement system with large L value. Besides, large L value will decrease the secret key rate per pulse obviously. Therefore, it is highly desired if I_{AE} can be further lowered while L is maintained small. Additionally, although I_{AE} given in Ref.[3] does not depend on the error rate, theorists are still not clear how does Eve's attack introduce error bits, and if it is possible to use the error rate in RRDPS to improve its performance. To address these issues, we first report a new theory to bound I_{AE} greatly tighter than before especially for small L values. Interestingly, error rate can be also taken into account in our method to estimate I_{AE} further tightly. Through numerical simulation, we show that with our theory, the performance of real-life RRDPS implementation can be improved dramatically. It is remarkable that the most simple real-life RRDPS protocol with $L=3$, which is not permitted in the original RRDPS protocol, can outperform the ones with very large L . Finally, we verify our theory through an experiment with $L=3$, which achieves the longest achievable distance (140km) so far.

A detailed security proof is presented in section II, followed by a numerical simulation in section III. In section IV, we give the experimental setup and results. A conclusion and discussion are presented in the last section.

II. SECURITY PROOF

Alice randomly prepares the single photon state $|\psi\rangle = \sum_{i=1}^L (-1)^{k_i} |i\rangle / \sqrt{L}$, where $k_i \in \{0, 1\}$ is Alice's raw key bit, and $|i\rangle (i \in \{1, \dots, L\})$ represents that a single photon is in the i -th time-bin. Eve's general collective attack can be given by:

$$U_{Eve}|i\rangle|e_{00}\rangle = \sum_{j=1}^L c_{ij}|j\rangle|e_{ij}\rangle \quad (1)$$

where, $|e_{ij}\rangle$ is the quantum state of Eve's ancilla. Without loss of generality, we assume $c_{ij} \geq 0$ and $\sum_{j=1}^L c_{ij}^2 = 1$. For each trial, Eve only retains her ancilla $|e_{ij}\rangle$ to obtain maximum information on key bits.

In RRDPS protocol, Bob measures the phase shift between $|i\rangle$ and $|j\rangle$ of the incoming single photon states. If Bob projects the incoming single photon states into $(|a\rangle \pm |b\rangle)/\sqrt{2}$ successfully, he will announce (a, b) to Alice, who will calculate $k_a \oplus k_b$ as her sifted key. The density matrix (non-normalized) of Eve's ancilla will

be

$$\begin{aligned}\rho_E &= P\left\{\frac{1}{\sqrt{2}}(\langle a| + \langle b|)U_{Eve}|\phi\rangle|e_{00}\rangle\right\} + P\left\{\frac{1}{\sqrt{2}}(\langle a| - \langle b|)U_{Eve}|\phi\rangle|e_{00}\rangle\right\} \\ &= \frac{1}{L}\left[P\left\{\sum_{i=1}^L(-1)^{k_i}c_{ia}|e_{ia}\rangle\right\} + P\left\{\sum_{i=1}^L(-1)^{k_i}c_{ib}|e_{ib}\rangle\right\}\right],\end{aligned}\quad (2)$$

where $P\{|x\rangle\} = |x\rangle\langle x|$. Eve aims to guess $k_a \oplus k_b$ after Bob reveals the values of a and b .

Next, we try to simplify Eve's density matrix. Since $k_i (i \neq a, b)$ equals to 0, 1 randomly, the relative phase between $|e_{aa}\rangle(|e_{bb}\rangle)$ and $|e_{ia}\rangle(|e_{ib}\rangle), i \neq a, b$, will be randomized. In other words, we have the following consideration

$$\begin{aligned}\rho_E &\longrightarrow \sum_{j \neq a, b} \sum_{k_j=0,1} \rho_E \\ &= P\{(-1)^{k_a}c_{aa}|e_{aa}\rangle + (-1)^{k_b}c_{ba}|e_{ba}\rangle\} + P\{(-1)^{k_b}c_{bb}|e_{bb}\rangle + (-1)^{k_a}c_{ab}|e_{ab}\rangle\} \\ &\quad + \sum_{i \neq a, b} c_{ia}^2 P\{|e_{ia}\rangle\} + c_{ib}^2 P\{|e_{ib}\rangle\}.\end{aligned}\quad (3)$$

Based on the above equation, we note that if Bob announces (a, b) , the probability that $k_a = k_b$ is

$$p_0^{(a,b)} = \frac{|c_{aa}|e_{aa}\rangle + c_{ba}|e_{ba}\rangle|^2 + |c_{bb}|e_{bb}\rangle + c_{ab}|e_{ab}\rangle|^2 + \sum_{i \neq a, b} c_{ia}^2 + c_{ib}^2}{2 \sum_i c_{ia}^2 + c_{ib}^2}.\quad (4)$$

Meanwhile, the density matrix of Eve's ancilla $|e\rangle$ is

$$\rho_0^{(a,b)} = \frac{P\{c_{aa}|e_{aa}\rangle + c_{ba}|e_{ba}\rangle\} + P\{c_{bb}|e_{bb}\rangle + c_{ab}|e_{ab}\rangle\} + \sum_{i \neq a, b} c_{ia}^2 P\{|e_{ia}\rangle\} + c_{ib}^2 P\{|e_{ib}\rangle\}}{|c_{aa}|e_{aa}\rangle + c_{ba}|e_{ba}\rangle|^2 + |c_{bb}|e_{bb}\rangle + c_{ab}|e_{ab}\rangle|^2 + \sum_{i \neq a, b} c_{ia}^2 + c_{ib}^2},\quad (5)$$

and the probability that $k_a \neq k_b$ is

$$p_1^{(a,b)} = \frac{|c_{aa}|e_{aa}\rangle - c_{ba}|e_{ba}\rangle|^2 + |c_{bb}|e_{bb}\rangle - c_{ab}|e_{ab}\rangle|^2 + \sum_{i \neq a, b} c_{ia}^2 + c_{ib}^2}{2 \sum_i c_{ia}^2 + c_{ib}^2}.\quad (6)$$

In this case, the density matrix of Eve's ancilla $|e\rangle$ is

$$\rho_1^{(a,b)} = \frac{P\{c_{aa}|e_{aa}\rangle - c_{ba}|e_{ba}\rangle\} + P\{c_{bb}|e_{bb}\rangle - c_{ab}|e_{ab}\rangle\} + \sum_{i \neq a, b} c_{ia}^2 P\{|e_{ia}\rangle\} + c_{ib}^2 P\{|e_{ib}\rangle\}}{|c_{aa}|e_{aa}\rangle - c_{ba}|e_{ba}\rangle|^2 + |c_{bb}|e_{bb}\rangle - c_{ab}|e_{ab}\rangle|^2 + \sum_{i \neq a, b} c_{ia}^2 + c_{ib}^2}.\quad (7)$$

It is reasonable to assume that the sifted key bits are uniformly distributed for any given a, b , which implies that $p_0^{(a,b)} = p_1^{(a,b)} = 1/2$. Essentially, Eve's aim is to distinguish between ρ_0 and ρ_1 , after Bob has announced (a, b) . Without compromising the security, we can assume that $\langle e_{im}|e_{jn}\rangle = \delta_{ij}\delta_{mn}$. Then, Eve's information on $k_a \oplus k_b$ is given by the Holevo bound, which is

$$I_{AE}^{(a,b)} = \frac{c_{aa}^2 + c_{ba}^2}{\sum_i c_{ia}^2 + c_{ib}^2} S\left(\begin{bmatrix} \frac{c_{aa}^2}{c_{aa}^2 + c_{ba}^2} & 0 \\ 0 & \frac{c_{ba}^2}{c_{aa}^2 + c_{ba}^2} \end{bmatrix}\right) + \frac{c_{bb}^2 + c_{ab}^2}{\sum_i c_{ia}^2 + c_{ib}^2} S\left(\begin{bmatrix} \frac{c_{bb}^2}{c_{bb}^2 + c_{ab}^2} & 0 \\ 0 & \frac{c_{ab}^2}{c_{bb}^2 + c_{ab}^2} \end{bmatrix}\right)\quad (8)$$

It's straightforward to verify that the yield for any a, b can be given by $Q^{(a,b)} = \sum_i (c_{ia}^2 + c_{ib}^2)/L$. Thus Eve's

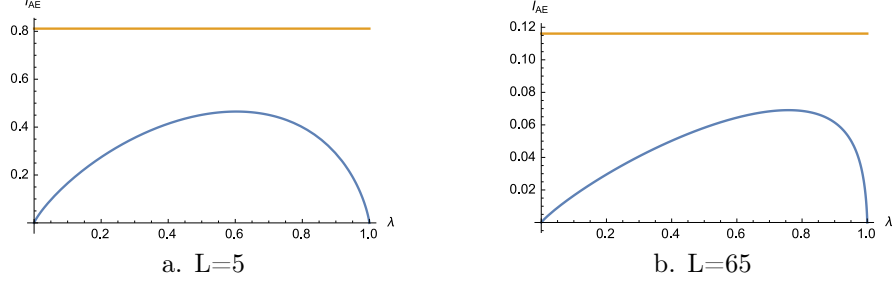


FIG. 1. I_{AE} versus λ .

information on raw key bit is

$$I_{AE} = \frac{\sum_{a,b} Q^{(a,b)} I_{AE}^{(a,b)}}{\sum_{a,b} Q^{(a,b)}} = \frac{\sum_{a,b} \varphi(c_{ba}^2, c_{aa}^2) + \varphi(c_{ab}^2, c_{bb}^2)}{L(L-1)} = \frac{\sum_a \sum_{b \neq a} \varphi(c_{ba}^2, c_{aa}^2)}{L(L-1)}, \quad (9)$$

where, $\varphi(x^2, y^2) = -x^2 \log_2 x^2 - y^2 \log_2 y^2 + (x^2 + y^2) \log_2 (x^2 + y^2)$.

We summarize the above calculations here. Eve's collective attacks can be characterized by the efficiencies c_{ij} , and our goal is to find the upper bound of I_{AE} in (9).

Note that $\varphi(x^2, y^2)$ is a concave function of x^2 for any fixed value of y^2 . Then using the Jensen's inequality and defining $\lambda_a = \sum_{i \neq a} c_{ia}^2$, we have,

$$\begin{aligned} \frac{1}{L-1} \sum_{b \neq a} \varphi(c_{ba}^2, c_{aa}^2) &\leq \varphi\left(\frac{1}{L-1} \sum_{b \neq a} c_{ba}^2, c_{aa}^2\right) \\ &= \varphi\left(\frac{\lambda_a}{L-1}, c_{aa}^2\right). \end{aligned} \quad (10)$$

Consequently, we have

$$I_{AE} \leq \frac{1}{L} \sum_{a=1}^L \varphi\left(\frac{\lambda_a}{L-1}, c_{aa}^2\right), \quad (11)$$

with constraints $0 \leq \lambda_a \leq L-1$, $0 \leq c_{aa}^2 \leq 1$ and $\sum_a \lambda_a + c_{aa}^2 = L$. Using the concavity of $\varphi(x^2, y^2)$ and Jensen's inequality again, we can verify that

$$I_{AE} \leq \frac{1}{L} \sum_{a=1}^L \varphi\left(\frac{\lambda_a}{L-1}, c_{aa}^2\right) \leq \varphi\left(\frac{\sum_{a=1}^L \lambda_a / L}{L-1}, \sum_{a=1}^L c_{aa}^2 / L\right) = \varphi\left(\frac{\lambda}{L-1}, 1-\lambda\right), \quad (12)$$

where, $\lambda = \sum_{a=1}^L \lambda_a / L$.

Through numerical simulation, we find that the proposed upper bound of I_{AE} is always lower than $H(\frac{1}{L-1})$ all over the range of λ from 0 to 1 with different L . Two examples of I_{AE} for $L=5$ and $L=65$ are shown in Fig.1, in which the upper lines represent for the original RRDPS formula and the lower ones are for ours.

In above analyses, λ is assumed to be a free value. Intuitively, λ can be bounded by the error rate of the sifted key bit. In the following, we try to introduce the error rate into the security proof of RRDPS protocol. According to Eq.(1), one can verify that when $k_a = k_b$, the probability of Bob obtaining $(|a\rangle + |b\rangle)/\sqrt{2}$ is

$$p_c^{(a,b)} = \frac{1}{2L} |c_{aa}|e_{aa}\rangle + c_{ba}|e_{ba}\rangle + c_{ab}|e_{ab}\rangle + c_{bb}|e_{bb}\rangle + \sum_{i \neq a,b} (-1)^{k_i} (c_{ia}|e_{ia}\rangle + c_{ib}|e_{ib}\rangle)|^2. \quad (13)$$

Considering that $k_{i \neq a,b}$ is randomly distributed, we can rewrite $p_c^{(a,b)}$ as

$$p_c^{(a,b)} = \frac{1}{2L} [|c_{aa}|e_{aa}\rangle + c_{ba}|e_{ba}\rangle + c_{ab}|e_{ab}\rangle + c_{bb}|e_{bb}\rangle|^2 + \sum_{i \neq a,b} |c_{ia}|e_{ia}\rangle + c_{ib}|e_{ib}\rangle|^2. \quad (14)$$

In the same manner, the probability of Bob obtaining $(|a\rangle - |b\rangle)/\sqrt{2}$ is

$$p_e^{(a,b)} = \frac{1}{2L} [|c_{aa}|e_{aa}\rangle + c_{ba}|e_{ba}\rangle - c_{ab}|e_{ab}\rangle - c_{bb}|e_{bb}\rangle|^2 + \sum_{i \neq a,b} |c_{ia}|e_{ia}\rangle - c_{ib}|e_{ib}\rangle|^2. \quad (15)$$

In the case that $k_a \neq k_b$, the probability of Bob obtaining $(|a\rangle + |b\rangle)/\sqrt{2}$ is

$$p_e'^{(a,b)} = \frac{1}{2L} [|c_{aa}|e_{aa}\rangle - c_{ba}|e_{ba}\rangle + c_{ab}|e_{ab}\rangle - c_{bb}|e_{bb}\rangle|^2 + \sum_{i \neq a,b} |c_{ia}|e_{ia}\rangle + c_{ib}|e_{ib}\rangle|^2, \quad (16)$$

and the probability of finding $(|a\rangle - |b\rangle)/\sqrt{2}$ is

$$p_c'^{(a,b)} = \frac{1}{2L} [|c_{aa}|e_{aa}\rangle - c_{ba}|e_{ba}\rangle - c_{ab}|e_{ab}\rangle + c_{bb}|e_{bb}\rangle|^2 + \sum_{i \neq a,b} |c_{ia}|e_{ia}\rangle - c_{ib}|e_{ib}\rangle|^2. \quad (17)$$

We are ready to give the relation between error rate $E^{(a,b)}$ and c_{ij} , which is given by

$$\begin{aligned} E^{(a,b)} &= \frac{p_e^{(a,b)} + p_e'^{(a,b)}}{p_c^{(a,b)} + p_e^{(a,b)} + p_e'^{(a,b)} + p_c'^{(a,b)}} \\ &= \frac{|c_{aa}|e_{aa}\rangle - c_{bb}|e_{bb}\rangle|^2 + |c_{ba}|e_{ba}\rangle - c_{ab}|e_{ab}\rangle|^2 + \sum_{i \neq a,b} c_{ia}^2 + c_{ib}^2}{2(\sum_i c_{ia}^2 + c_{ib}^2)}. \end{aligned} \quad (18)$$

Furthermore, the error for all sifted key bits is

$$\begin{aligned} E &= \frac{\sum_{a,b} Q^{(a,b)} E^{(a,b)}}{\sum_{a,b} Q^{(a,b)}} = \frac{\sum_{a,b} |c_{aa}|e_{aa}\rangle - c_{bb}|e_{bb}\rangle|^2 + |c_{ba}|e_{ba}\rangle - c_{ab}|e_{ab}\rangle|^2 + \sum_{i \neq a,b} c_{ia}^2 + c_{ib}^2}{2 \sum_{a,b} \sum_i (c_{ia}^2 + c_{ib}^2)} \\ &\geq \frac{\sum_{a,b} \sum_{i \neq a,b} c_{ia}^2 + c_{ib}^2}{2 \sum_{a,b} \sum_i (c_{ia}^2 + c_{ib}^2)} = \frac{(L-2) \sum_{j=1}^L \sum_{i \neq j} c_{ij}^2}{2L(L-1)}. \end{aligned} \quad (19)$$

Substituting our definition $\lambda = \sum_{j=1}^L \sum_{i \neq j} c_{ij}^2 / L$, we have $\lambda \leq 2(L-1)E/(L-2)$. In conclusion, with this relation, we can bound λ with the error rate E , then calculate a more tighter bound of I_{AE} with (12). Finally, the secret key rate per pulse is given by $R = Q(1 - h_2(E) - I_{AE})/L$.

Before proceeding, it's beneficial to compare the tolerance of E between the original RRDPS and our new formulae. In Tab.I, the maximum tolerant error rate for RRDPS with conventional method and the proposed formulae are given. One can see that our formulae can increase the tolerance of error rate dramatically, especially when L is small. It's remarkable to note that for the case $L = 3$, our bound can tolerant E up to 8%, while original RRDPS protocol can not generate secure key bits at all. One may also note that the difference between these methods become little in large L cases. The reason is quite simple, e.g., the original

bound $h_2(1/(L-1))$ has been close to 0 for large L , so the potential improvement made by our analyses will be very little. However, the significance of our theory will not be compromised for real-life implementations, since we show that the RRDPS systems with small L values can outperform the ones with larger L values in section III.

TABLE I. The maximum value of tolerant error rate of RRDPS with different method.

$L \backslash$ method	original RRDPS	Eq.(12) without E	Eq.(12) with E
3	—	0.0546	0.0811
5	0.0289	0.122	0.144
65	0.302	0.347	0.347

In the end of this section, we discuss the situation that the weak coherent source (WCS) with mean photon number μ is equipped instead of the single photon source (SPS). As a result, there may exist one-photon and multi-photon occasionally in each trial. We call the first case as single photon trial, which can be analyzed using above security proof. Based on the same consideration of the well-known GLLP formula [8], the secret key rate can be estimated by

$$RL = Q(1 - h_2(E)) - e_{src} - p_1 Y_1 I_{AE} - (Q - p_1 Y_1 - e_{src}) h_2\left(\frac{\nu_{th}}{L-1}\right), \quad (20)$$

where p_1 is the probability that a single photon trial occurs, Y_1 is the yield for single photon trial, integer $2 \leq \nu_{th} \leq (L-1)/2$ should be optimized to achieve the maximum value of R , and e_{src} is the probability of the photon number of a train is larger than ν_{th} . Essentially, I_{AE} could still be calculated by Eq.(12), but the constraint for λ should be rewritten as $\lambda \leq 2(L-1)e_1/(L-2)$, where e_1 is the error rate of the raw key bits generated in the single photon trials. Though above calculations are based on collective attack, the results are also against general coherent attacks according to Refs. [9, 10].

III. SIMULATION

Our simulation is based on the realization given in Ref.[5, 6].

Nevertheless, we first assume that Alice has a SPS, by which each L -pulse train (packet) contains only one photon. Experimentally, when Bob decides to set the delay value as $r \in \{1, \dots, L-1\}$, his single photon detectors (SPDs) will open $L-r$ time-windows to detect this photon. Bob only retains the events that just one click occurs in these $L-r$ time-windows. Hence, the probability that Bob obtains one raw key bit per packet is given by

$$Q_r = \frac{L-r}{L} (1-d)^{2(L-r)-1} (\eta + 2(L-(L-r)\eta)d), \quad (21)$$

by which, the mean yield is $Q = Y_1 = \sum_{r=1}^{L-1} Q_r / (L-1)$. Here, d is the dark count rate of each SPD, η corresponds to the total efficiency of channel and Bob's measurement devices. The mean error rate can be simulated by

$$EQ = \sum_{r=1}^{L-1} \frac{1}{L-1} \frac{L-r}{L} (1-d)^{2(L-r)-1} (e_{mis}\eta + (L-(L-r)\eta)d), \quad (22)$$

where, e_{mis} represents the probability that the incoming photon clicks the erroneous SPD due to optical misalignment. With E and Eq.(12), it's ready to calculate I_{AE} . Accordingly, the secret key rate per pulse is given by $R = Q(1 - h_2(E) - I_{AE})/L$.

Besides, we are also particularly interested in the case that the WCS is used instead of the SPS. Assuming

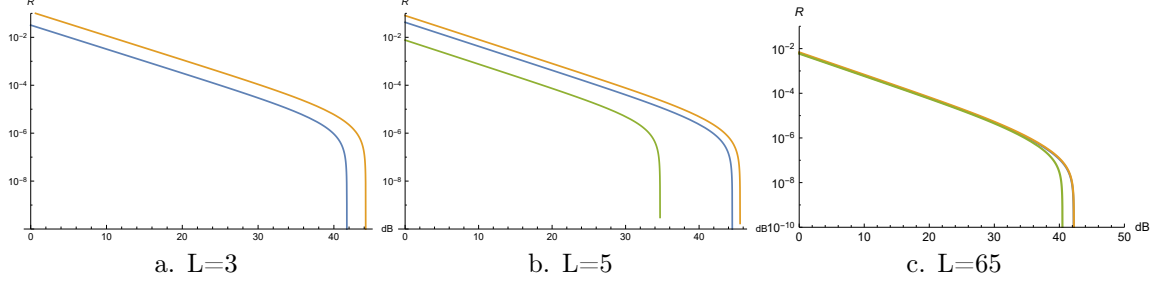


FIG. 2. Secret key rate R (per pulse) versus channel loss under SPS.

the mean photon number of each pulse prepared by Alice to be μ , its mean photon number becomes $\eta\mu$ after traveling through the channel, and the probability of clicking only one SPD is $p_{cl} = (1-d)(1-e^{-\eta\mu} + 2de^{-\eta\mu})$. Accordingly, we obtain

$$Q_r = (L-r)p_{cl}(1-p_{cl})^{L-r-1}, \quad (23)$$

$Q = \sum_{r=1}^{L-1} Q_r / (L-1)$, and

$$EQ = \sum_{r=1}^{L-1} \frac{1}{L-1} (L-r)(1-p_{cl})^{L-r-1} ((1-d)((1-e^{-\eta\mu})e_{mis} + de^{-\eta\mu})). \quad (24)$$

Then with the help of decoy states method [11–13] and Eq.(20), one can estimate the secret key rate tightly in this case.

With above formulae, we simulate the secret key rate R per pulse versus total loss for $L = 3$, $L = 5$ and $L = 65$. The parameters we used are $d = 10^{-6}$ and $e_{mis} = 0.015$, which are typical and realistic. For simplicity of the simulation under WCS, we also assume that Y_1 is estimated precisely by decoy states in the calculations of Eq.(20). The simulation results are shown in Fig.2 and Fig.3. In each figure, the upper line and middle line correspond to the proposed calculations of I_{AE} with and without error rate statistic respectively, while the lower line accounts for the original RRDPS protocol. Note that in Fig.2 (a) and Fig.3 (a), there is no line for the original RRDPS protocol, since original protocol's key rate is 0 for $L = 3$ case.

Through observing the two figures, one can see that with the help of our theory, the secret key rate R of RRDPS with small L is higher than the ones of large L . Besides, it is found that with above realistic parameters and practical WCS, the tolerable loss of original RRDPS is no more than 34 dB even for very large L , but 40 dB can be reached for $L = 5$ with the help of proposed method. The main reason is that our bound can give a more tighter estimation of I_{AE} than before, especially for small L cases. This is also partially because larger L situations need more time-windows of the SPD to perform the measurements, which renders that the contribution of dark counts increase. The significance of the simulation is the prediction that real-life RRDPS implementations with smaller L is able to achieve even higher secret key rate and longer distance than the ones with larger L . Based on this result, we decide to perform an experiment of $L = 3$, which is the most simple way to implement RRDPS protocol. We also note that in Ref.[14], the estimation of I_{AE} is also tighter than the original RRDPS. However, the Ref.[14] asserts $I_{AE} = h_2(1/3)$ for $L = 3$, which is still larger than our bound.

IV. EXPERIMENT

Our implementation is shown in Fig.4, similar as [5, 6]. At Alice's site, a pulse train with the repetition rate of 1 GHz is generated by modulating a 1550.12 nm continuous wave (CW) laser using the first $LiNbO_3$ intensity modulator (IM_1). Every 3 pulses ($L = 3$) are defined as one packet. The second intensity modulator

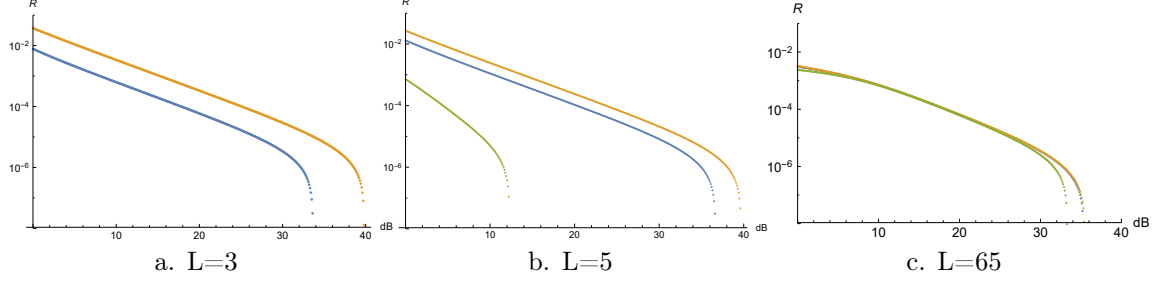


FIG. 3. Secret key rate R (per pulse) versus channel loss under WCS.

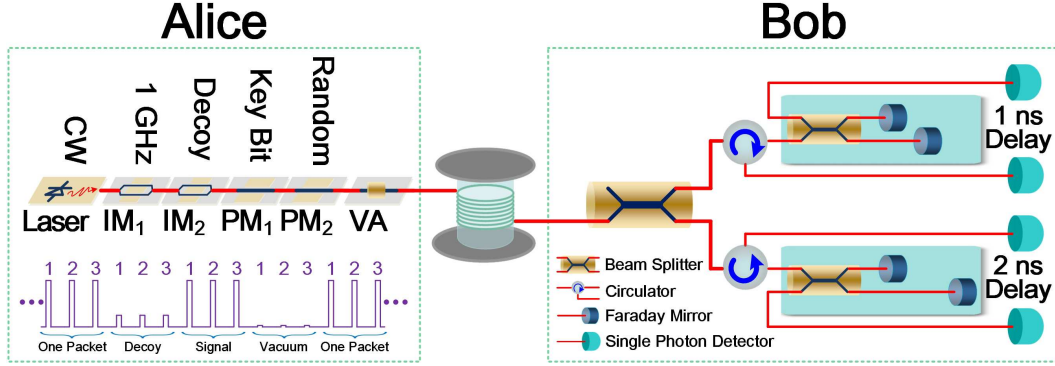


FIG. 4. Experimental setup to implement RRDPS protocol with $L = 3$. CW: Continuous Wave; IM: Intensity Modulator; PM: Phase Modulator; VA: Variable Attenuator.

(IM_2) is employed to implement the decoy states method, by which each packet is randomly modulated into signal, decoy and vacuum packets. The first phase modulator (PM_1) adds phase $-\pi/2$ or $\pi/2$ on each pulse to encode the key bits, and the second phase modulator (PM_2) adds random global phase on each packet. The encoded pulse train is then launched into a variable attenuator (VA) so that the average photon number per pulse becomes the optimal value.

At Bob's site, the passive scheme based on a 1×2 beam splitter (BS) is used to implement a high-speed and low-loss decoding measurement. Since $L = 3$ and the time interval between adjacent pulses is 1 ns, there are only two unbalanced Faraday-Michelson interferometer (FMI) with 1 ns and 2 ns temporal delays. One 50/50 BS and two Faraday mirrors (FM) constitute a FMI, and a three-port optical circulator is added before the BS to export the other interference result. Each output of these two unbalanced FMIs is led to a SPD. Finally, the detection events are recorded by a time-to-digital convertor (TDC), which records the time-tagged and which-detector information.

The passive implementation scheme and small value of L and t make our RRDPS system very practical. The passive approach can achieve high time efficiency and internal transmittance of Bob's optical components, and four SPDs used to detect the $L = 3$ packet is acceptable. The 1×2 BS amounts to randomly choosing between 1 ns and 2 ns delay FMIs. Different from active schemes [6], the passive choice between different delay measurements has no speed limits, and the time interval between each two packets to achieve low error rate is not essential any more. The average insertion loss (IL) of the 1 ns and 2 ns delay FMIs is only approximate 0.80 dB, where the IL of the optical circulator is also included. These two FMIs are placed in two small ABS plastic cases to isolate them from the environment, and heating plates are used to keep the temperature of FMIs above the room temperature. Thus, we could actively and independently compensate the phase shifts of 1 ns and 2 ns delay FMIs, and also keep the phase of the unbalance interferometer stable. Owing to 45° Faraday mirrors, these FMIs are insensitive to polarization variations, and features extinction

ratios of approximate 23.5 dB.

In addition, SPDs based on InGaAs/InP avalanche photodiodes (APD) are employed to detect photons from 1 ns and 2 ns delay FMIs, which makes the RRDPS system more practical. These four SPDs are working with Peltier cooling, and operated in gated Geiger mode with the sine-wave filtering method [15]. The detection efficiencies of the four SPDs are approximately 20.4% with a dark count rate of 1.25×10^{-6} per gate and an after-pulse probability of 1.02%. Here, the insertion loss of the optical circular from BS (of FMI) to SPD is included in the detection efficiency of SPD.

We tested the $L = 3$ RRDPS system with standard telecom fiber channels at the distance of 50 km, 100 km, and 140 km. The decoy states method was implemented by setting the photons per pulse of signal, decoy, and "vacuum" packets with the value of 0.13, 0.03, and 0.0003, respectively. The experimental results are listed in Tab.II.

For our $L = 3$ RRDPS experiment system, the transmission distance could reach 140 km with InGaAs/InP SPDs, while the maximum transmission distance of the similar $L = 5$ RRDPS experiment system is less than 50 km with superconducting SPDs [5].

TABLE II. Experimental results of the $L = 3$ RRDPS system. List of mean yields and error rates of signal (Q_s and E_s), decoy (Q_d and E_d), and "vacuum" (Q_v and E_v) packets, secure key rates per pulse (R_1 and R_2) for three lengths of the fiber channel (l), where R_1 is calculated without using error rate while R_2 is based on monitoring error rate.

$l(\text{km})$	Q_s	E_s	Q_d	E_d	Q_v	E_v	R_1	R_2
50	3.24×10^{-3}	1.76%	7.52×10^{-4}	1.95%	1.12×10^{-5}	17.83%	8.14×10^{-5}	4.01×10^{-4}
100	3.28×10^{-4}	2.26%	7.86×10^{-5}	4.01%	4.50×10^{-6}	41.96%	4.98×10^{-6}	3.12×10^{-5}
140	5.52×10^{-5}	4.99%	1.56×10^{-5}	13.31%	3.87×10^{-6}	48.52%	–	1.45×10^{-6}

V. CONCLUSION AND DISCUSSION

We develop a theory to estimate Eve's information on raw key bits I_{AE} in a quite different way. Briefly speaking, the new physics behind our method is that the potential phase randomization can be utilized for the security analysis of RRDPS. The main merit of our method is that I_{AE} could be bounded more tightly than before, especially when L is small. Accordingly, its secret key rate and achievable distance are both improved greatly. Furthermore, based on our theory and numerical simulation with realistic parameters, we find that large L is no longer indispensable for realistic RRDPS implementation, which facilitates the feasibility and practicality of RRDPS experiments significantly. Additionally, the relation between the information leakage and error rate in RRDPS is also present clearly, which is particularly meaningful for the completeness of security analysis of QKD. The error rate E is now an useful parameter to achieve a more precise estimation of Eve's information. For single photon case, $I_{AE} = 0$ if $E = 0$, which keeps in line with intuition, but has never been proved before. Besides, to verify our theory, an RRDPS experiment with $L = 3$ is demonstrated here.

Nevertheless, there are still several issues may be addressed in future. Our theory only satisfies for single photon situations. However, it is reasonable that the information leakage of multi-photon situations can be also bounded tightly than before, though the calculations seem to be rather complicated. The security analysis for multi-photon cases is highly desired and interesting. Another issue is how to calculate I_{AE} in the finite-key regime. The finite-key effects may be more severe than the original protocol, since more statistics must be considered due to decoy states method employed here.

The authors thank Prof. Xiongfeng Ma, Dr. Xiao Yuan and Dr. Zhu Cao for helpful discussions. This work has been supported by the National Natural Science Foundation of China (Grant Nos. 61475148, 61627820, 61622506, 61575183, 61675189), the National Key Research And Development Program of China (Grant Nos.2016YFA0302600, 2016YFA0301702), the "Strategic Priority Research Program(B)" of the Chi-

-
- [1] C. H. Bennett and G. Brassard, in *Proceedings of the IEEE International Conference on Computers, Systems and Signal Processing* (IEEE Press, New York, 1984) pp. 175–179.
 - [2] A. K. Ekert, Phys. Rev. Lett. **67**, 661 (1991).
 - [3] T. Sasaki, Y. Yamamoto, and M. Koashi, Nature **509**, 475 (2014).
 - [4] J.-Y. Guan, Z. Cao, Y. Liu, G.-L. Shen-Tu, J. S. Pelc, M. M. Fejer, C.-Z. Peng, X. Ma, Q. Zhang, and J.-W. Pan, Phys. Rev. Lett. **114**, 180502 (2015).
 - [5] H. Takesue, T. Sasaki, K. Tamaki, and M. Koashi, Nat Photon **9**, 827 (2015).
 - [6] S. Wang, Z.-Q. Yin, W. Chen, D.-Y. He, X.-T. Song, H.-W. Li, L.-J. Zhang, Z. Zhou, G.-C. Guo, and Z.-F. Han, Nat Photon **9**, 832 (2015).
 - [7] Y.-H. Li, Y. Cao, H. Dai, J. Lin, Z. Zhang, W. Chen, Y. Xu, J.-Y. Guan, S.-K. Liao, J. Yin, Q. Zhang, X. Ma, C.-Z. Peng, and J.-W. Pan, Phys. Rev. A **93**, 030302 (2016).
 - [8] D. Gottesman, H.-K. Lo, N. Lütkenhaus, and J. Preskill, Quantum Inf. Comput. **4**, 325 (2004).
 - [9] C. M. Caves, C. A. Fuchs, and R. Schack, J. Math. Phys. **43**, 4537 (2002).
 - [10] M. Christandl, R. König, and R. Renner, Phys. Rev. Lett. **102**, 020504 (2009).
 - [11] W.-Y. Hwang, Phys. Rev. Lett. **91**, 057901 (2003).
 - [12] X.-B. Wang, Phys. Rev. Lett. **94**, 230503 (2005).
 - [13] H.-K. Lo, X. Ma, and K. Chen, Phys. Rev. Lett. **94**, 230504 (2005).
 - [14] Z. Zhang, X. Yuan, Z. Cao, and X. Ma, ArXiv e-prints (2015), arXiv:1505.02481 [quant-ph].
 - [15] N. Walenta, T. Lunghi, O. Guinnard, R. Houlmann, H. Zbinden, and N. Gisin, J. Appl. Phys. **112**, 063106 (2012).