

# Fast and slow domino effects in transient network dynamics

Peter Ashwin,<sup>1</sup> Jennifer Creaser,<sup>1</sup> and Krasimira Tsaneva-Atanasova<sup>1</sup>

<sup>1</sup>*Department of Mathematics, University of Exeter, Exeter EX4 4QF, UK and  
EPSRC Centre for Predictive Modelling in Healthcare,  
University of Exeter, Exeter, EX4 4QJ, UK.*

## Abstract

It is well known that the addition of noise to a multistable dynamical system can induce random transitions from one stable state to another. For low noise, the times between transitions have an exponential tail and Kramers' escape time gives an expression for the mean escape time in the asymptotic limit. If a number of multistable systems are coupled into a network structure, a transition at one site may change the transition properties at other sites. We study the case of escape from a “quiescent” attractor to an “active” attractor in cases where transitions back can be ignored. There are qualitatively different regimes of transition, depending on coupling strength. For “weak coupling” the transition rates are simply modified but the transitions remain stochastic. For “strong coupling” transitions happen approximately in synchrony - we call this a “fast domino” effect, while in an “intermediate coupling” some transitions may happen inexorably but with some delay - we call this a “slow domino” effect. For some examples we characterise these regimes in the low noise limit in terms of bifurcations of the potential landscape of the coupled system.

PACS numbers: 05.45.Xt (Synchronization; coupled oscillators) 05.40.Ca (Noise)

Keywords: Noise-induced escape, network, cascading failure, contagion, tipping point.

A number of important scientific, social and technological questions involve determining whether a significant change of behaviour of one subsystem will change the behaviour of other related subsystems. This is particularly pertinent in complex systems comprising several subsystems (or nodes) that are interconnected into some manner of network. Examples include (a) the contagion of bank defaults in a system of financial institutions interconnected by mutual loans [9, 11, 12, 18], (b) interconnections between identified “tipping elements” in the climate system [16], (c) the role of spreading of abnormal large-amplitude oscillators in models of onset of epileptic seizures [2, 13] or (d) multiple organ failure [17]. Such examples may show a subtle interplay of different types of “tipping points” [1].

In this letter we consider transient noise-induced behaviour on a network of asymmetric bistable attractor systems under the influence of noise. We suppose that each node (corresponding to a subsystem) has two states, a shallow (marginally) stable mode and a deep (more) stable mode that is more resistant to noise. We start with the system in the marginally stable mode that we call the “quiescent” state and say it “escapes” when it crosses some threshold to the deeply stable mode that we call the “active” state. The time of first escape is a random variable that reflects the details of the nonlinear dynamics and the noise process. The assumption of asymmetry means that escape from the deeper state occurs much more rarely than from the shallow state and to a first approximation we can view the process as an irreversible cascade of escapes. When bistable systems are coupled together on a network, escape of any one of the systems can promote (or hinder) escape of others on the network.

The role of coupling strength in noise-induced transitions on networks was considered by [5, 6] for idealised symmetric bistable systems. These authors identified the existence of different regimes of synchronization of escapes in the low noise limit that can be linked to changes in the structure of underlying system attractors (see for example [8] for some review of the role of coupling in the noise-free context). In particular, [5] identify that the most likely paths for escape and their probabilities will change qualitatively with coupling strength: there can be synchronized transitions in the strong coupling limit. They quantify properties of the transitions using generalisations of the Eyring-Kramers methodology [3, 4] and also study the pathwise properties of transitions for some example networks of bistable systems where there is symmetry between the attractors.

In this Letter we show in the asymmetric context that there are similar qualitative changes

in the transient sequences of escapes, just as a sequence of dominos may rapidly topple under each others' influence. The relative timings and probabilities are emergent properties of the network, and the qualitative changes in these can be found in the weak noise limit in terms of bifurcations of steady states of the noise-free system.

We first introduce a network of prototypical asymmetric bistable nodes coupled diffusively and under the influence of additive noise. For the particular case of  $N = 2$  nodes and bidirectional coupling we find two qualitative changes in the sequential escapes distributions as the coupling strength increases. We then consider a more general system of  $N = 3$  nodes with unidirectional coupling. We show that although the mean and distributions of escape times of each node are not affected by the coupling, the sequences of escapes are greatly affected. In general there are regimes of weak, intermediate and strong coupling where the intermediate case may be quite complicated. Sequential escapes between bistable systems with oscillatory nodes are discussed in [10]: in this case there is also the question of how synchronization of the oscillations affects sequential escapes.

We consider a network where each node is governed by a prototypical bistable system

$$\dot{x} = f(x, \nu) := -(x - 1)(x^2 - \nu) \quad (1)$$

where  $f = -V'(x)$  for the potential  $V(x) = \frac{1}{4}x^4 - \frac{1}{3}x^3 + \frac{1}{2}\nu(x - x^2)$ . We suppose that such nodes are coupled into a network and subjected to noise. We assume that  $0 < \nu \ll 1$  so that the stable states are not interchangeable by any symmetry: there is a quiescent attractor at  $x = x_Q := -\sqrt{\nu}$  and an active attractor at  $x = x_A := 1$ : there is an unstable separating equilibrium at  $x = x_S := \sqrt{\nu}$ . For nodes  $i = 1, \dots, N$  the network is assumed to evolve according to the SDE

$$dx_i = [f(x_i, \nu) + \beta \sum_{j \in N_i} (x_j - x_i)] dt + \alpha dw_i \quad (2)$$

where  $N_i$  is the set of neighbours that provide inputs to node  $i$ ,  $\beta$  represents the coupling strength of the links,  $\alpha$  the strength of the additive noise and  $w_i$  are independent standard Wiener processes.

In the case  $N = 2$  with bidirectional coupling we have

$$\begin{aligned} dx_1 &= [f(x_1, \nu) + \beta(x_2 - x_1)] dt + \alpha dw_1, \\ dx_2 &= [f(x_2, \nu) + \beta(x_1 - x_2)] dt + \alpha dw_2. \end{aligned} \quad (3)$$

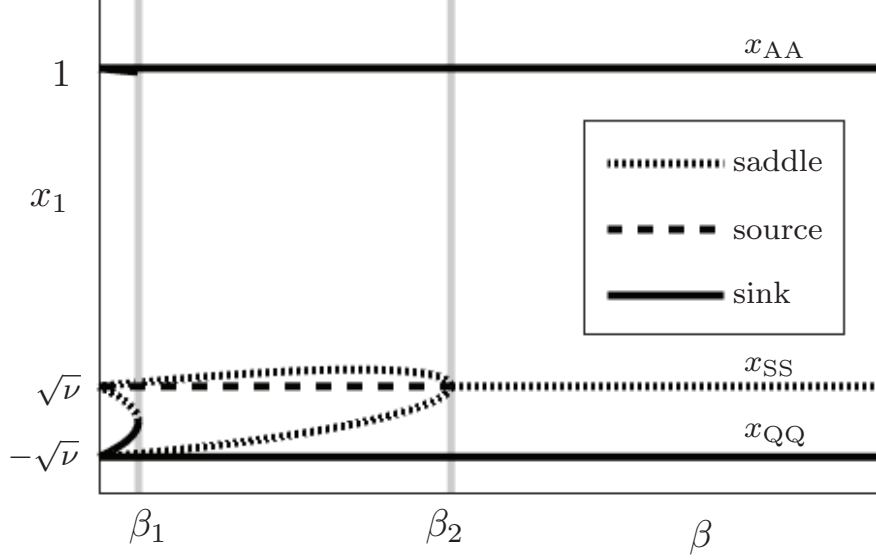


FIG. 1. Equilibria for two fully coupled nodes (3) for zero noise  $\alpha = 0$  and fixed  $\nu = 0.01$ , projected into the  $(\beta, x_1)$  plane. Note there are four stable branches for the weakly coupled limit  $0 < \beta < \beta_1$ . There are two saddle-node (fold) bifurcations at  $\beta_1 = 0.0101$  leaving only two stable branches for  $\beta > \beta_1$ . There is a pitchfork bifurcation of the separating saddles at  $\beta_2 = 0.09$  for strong coupling  $\beta > \beta_2$  the escapes are synchronised in the weak noise limit.

For (3) in the noise-free case  $\alpha = 0$  there are equilibria at  $x_{QQ} := (x_Q, x_Q)$ ,  $x_{SS} := (x_S, x_S)$  and  $x_{AA} := (x_A, x_A)$  for any  $\beta$ . Up to six more equilibria depend on  $0 \leq \beta$  and  $0 < \nu < 1$ . One can verify that the number of solutions changes at a saddle node bifurcation when

$$-27\beta^3 + (27\nu + 9)\beta^2 - 9(\nu + \frac{1}{3})^2\beta + \nu(\nu - 1) = 0.$$

For small  $\nu$  this implies there is a saddle-node for  $\beta = \beta_1 > 0$ . A pitchfork bifurcation occurs at  $\beta_2 = (\sqrt{\nu} - 4\nu + 3\nu^{3/2})/(1 - 3\sqrt{\nu})$ . Let  $x_{QS}$  denote the branch of equilibria that continues from  $(x_Q, x_S)$  at  $\beta = 0$ , similarly  $x_{QA}$  etc. Note  $x_{SA}$  (saddle) and  $x_{QA}$  (stable) meet while simultaneously  $x_{AS}$  (saddle) and  $x_{AQ}$  (stable) meet at the saddle-node at  $\beta_1$ . The branches  $x_{QS}$  and  $x_{SQ}$  meet  $x_{SS}$  at the pitchfork bifurcation at  $\beta_2$ . Hence we observe that there are three qualitatively different regimes of coupling depending on whether there are nine ( $\beta < \beta_1$ ), five ( $\beta_1 < \beta < \beta_2$ ) or three ( $\beta > \beta_2$ ) equilibria. The bifurcation diagram for  $\nu = 0.01$  is shown in Figure 1: in this case  $\beta_1 = 0.0101$  and  $\beta_2 = 0.09$ .

Assume all nodes in (2) start in the quiescent state  $x_i(0) = x_Q$  and pick a threshold  $x_S < \xi < x_A$ . The escape time (first passage time) of node  $i$  is the random variable

$\tau^{(i)} = \inf\{t > 0 : x_i(t) > \xi\}$  that depends on the network, the parameters and the particular noise path: it has a distribution implied by that of the noise. Independence of the  $w_i$  means that (with probability one) no two escapes will occur at the same time and so we can assume there is a permutation  $s(i)$  of  $\{1, \dots, N\}$  such that  $\tau^{(s(i))} < \tau^{(s(j))}$  for any  $i < j$ , and we denote by  $\mathbb{P}(s)$  the probability of a sequence  $s$ . This allows us to define the time of the  $i$ th escape by  $\tau^i = \tau^{(s(i))}$ : we use the convention that  $\tau^0 = 0$ . The time between escapes  $j$  and  $k > j$  is denoted  $\tau^{k|j} = \tau^k - \tau^j$ ,  $T^{(i)}$  is the mean of  $\tau^{(i)}$  and  $T^{k|j}$  is the mean of  $\tau^{k|j}$ .

In networks of the form (3), as long as  $0 < \nu < 1$  so that  $x_Q$  is linearly stable, the  $\tau^{(i)}$  are independent random variables with exponential tails for  $\beta = 0$ , where the mean can be approximated for (1) using the 1D Kramers' formula (eg [3]) which says in the limit  $\alpha \rightarrow 0$ :

$$T^{(i)} \approx \frac{2\pi}{\sqrt{V''(x_Q)|V''(x_S)|}} e^{\frac{2}{\alpha^2}[V(x_S)-V(x_Q)]}. \quad (4)$$

All sequences are equally likely for  $\beta = 0$  meaning  $\mathbb{P}(s) = 1/N!$ . We aim to understand how the distributions  $\tau$  and  $\mathbb{P}(s)$  change on increasing  $\beta$ .

Persistence of the hyperbolic fixed points and robustness of connections means there is a weak coupling regime: for small enough  $\beta > 0$  the quiescent states are perturbed but not destroyed, and escape of one node modifies the rate of escape of others nodes but the means (4) should vary continuously with parameter.

There is also a strong coupling regime: for large enough  $\beta \gg 0$  the nodes synchronize and there is strong dependence, meaning they escape *en masse*: we call this a “fast domino” effect. What is less obvious is that there is also an identifiable intermediate coupling regime where escape of one node leads to a delayed but deterministic response from the other units: a “slow domino” effect.

We illustrate these qualitative differences for (3) in Figure 2, which shows the behaviour of escapes from  $x_{QQ}$  in the weak noise limit with  $\nu = 0.01$  fixed and depending on  $\beta$ . The SDE is solved using a fixed timestep Heun method. The symmetry in the coupling of the system can be seen as a reflection about the line  $x_1 = x_2$ . The coupled system (3) can be seen as a noise perturbed potential flow for  $\tilde{V}(x_1, x_2) = V(x_1) + V(x_2) + \frac{1}{2}\beta(x_1 - x_2)^2$ . The mean escape time between two minima of the potential can be estimated using a multidimensional Kramers' formula: the mean time from  $x^*$  to  $y^*$  over the minimum height pass saddle (‘gate’)

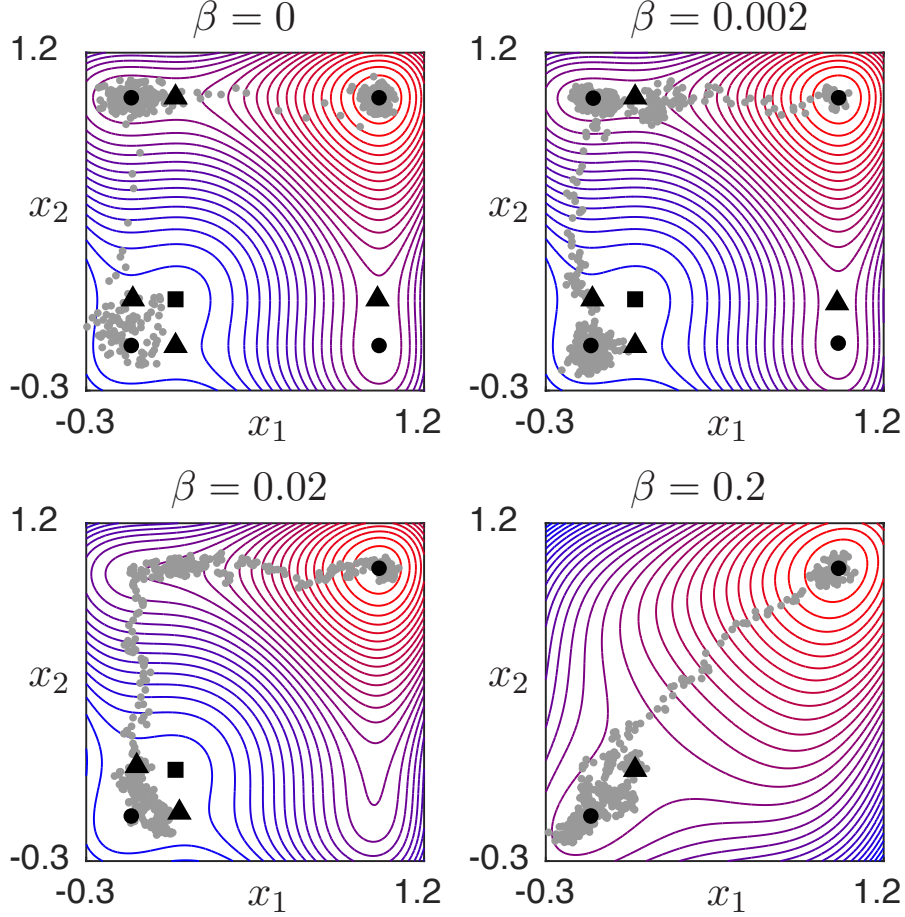


FIG. 2. Level sets of  $\tilde{V}$  for  $N = 2$  bidirectionally coupled nodes (3) with fixed  $\nu = 0.05$  and four values of  $\beta$ . The equilibria for  $\alpha = 0$  are marked as  $\bullet$  sinks,  $\blacksquare$  sources and  $\blacktriangle$  saddles. Typical noise paths starting at  $(x_Q, x_Q)$  are shown in each panel computed for (3) for  $\alpha = 0.1$ . The panels show typical escapes of (top left) uncoupled (top right) weakly coupled (bottom left) intermediate coupled (“slow domino”) and (bottom right) strongly coupled (“fast domino”) regimes.

at  $z^*$  is

$$T(x^*, z^*, y^*) \approx P(x^*, z^*) e^{\frac{2}{\alpha^2} [V(z^*) - V(x^*)]}$$

for  $\alpha \rightarrow 0$ , where  $P$  depends on  $V''$  (see eg [3]). Note that to this leading order  $T$  is independent of  $y^*$ .

We estimate the dependence of mean time  $T^{2|0} = T^{2|1} + T^{1|0}$  of escape for (3) on coupling regime, where there may be multiple paths of escape. If  $\tilde{T}(x^*, \tilde{z}^*, y^*)$  is the mean time of escape assuming it takes path  $\tilde{z}^*$  out of  $G$  possible symmetrically equivalent gates, then  $\tilde{T}(x^*, \tilde{z}^*, y^*) = \frac{1}{G} T(x^*, z^*, y^*)$ , where  $z^*$  is associated with multiple paths of escape.

In the *weak coupling regime*  $0 < \beta < \beta_1$  as each symmetric path is equally probable and so  $2T^{1|0} \approx \tilde{T}(x_{QQ}, x_{QS}, x_{QA}) + \tilde{T}(x_{QQ}, x_{SQ}, x_{AQ})$ , while  $2T^{2|1} \approx T(x_{QA}, x_{SA}, x_{AA}) + T(x_{AQ}, x_{AS}, x_{AA})$ . Hence

$$T^{2|0} \approx \frac{1}{2}T(x_{QQ}, x_{QS}, x_{QA}) + T(x_{QA}, x_{SA}, x_{AA}). \quad (5)$$

In the *intermediate coupling regime*  $\beta_1 < \beta < \beta_2$  there is a one-step escape process, but there are two possible minima that can be traversed:

$$T^{2|0} \approx \frac{1}{2} [T(x_{QQ}, x_{SQ}, x_{AA}) + T(x_{QQ}, x_{QS}, x_{AA})]. \quad (6)$$

In the *strong coupling regime*  $\beta > \beta_2$  there is a one-step escape process with a unique minimum pass:

$$T^{2|0} \approx T(x_{QQ}, x_{SS}, x_{AA}). \quad (7)$$

We give examples of distributions of the three regimes in Figure 3: the crossover between regimes are accessible to generalizations of Kramers to passage over nonhyperbolic saddles [3]. For  $\beta = 0$  escape time  $T^{2|1}$  can take longer than  $T^{1|0}$ , in the intermediate coupling regime  $T^{2|1}$  is much shorter than  $T^{1|0}$  and for strong coupling  $T^{2|1}$  is very small: the second escape happens almost instantaneously after the first.

For a more general network, the sequence of escapes of the network depends not only on the number of nodes that have already escaped but also the sequence in which they escape. We consider a unidirectionally coupled chain of  $N = 3$  bistable systems (2) with input set  $N_i$  for node  $i$  given by  $(N_1, N_2, N_3) = (\{2\}, \{3\}, \{\})$ :

$$\begin{aligned} dx_1 &= [f(x_1, \nu) + \beta(x_2 - x_1)] dt + \alpha dw_1 \\ dx_2 &= [f(x_2, \nu) + \beta(x_3 - x_2)] dt + \alpha dw_2 \\ dx_3 &= [f(x_3, \nu)] dt + \alpha dw_3. \end{aligned} \quad (8)$$

Figure 4 illustrates weak, intermediate and strong coupling regimes for this system and notes that intermediate coupling can be split into two subregimes. There will be qualitative changes in the asymptotic behaviour of sequential escapes on changing  $\beta$ , and strongly synchronized escapes for strong coupling.

For general heterogeneous networks where couplings vary from link to link, it is still possible to classify the interactions between nodes  $x_i$  and  $x_j$  as weak, intermediate or strong

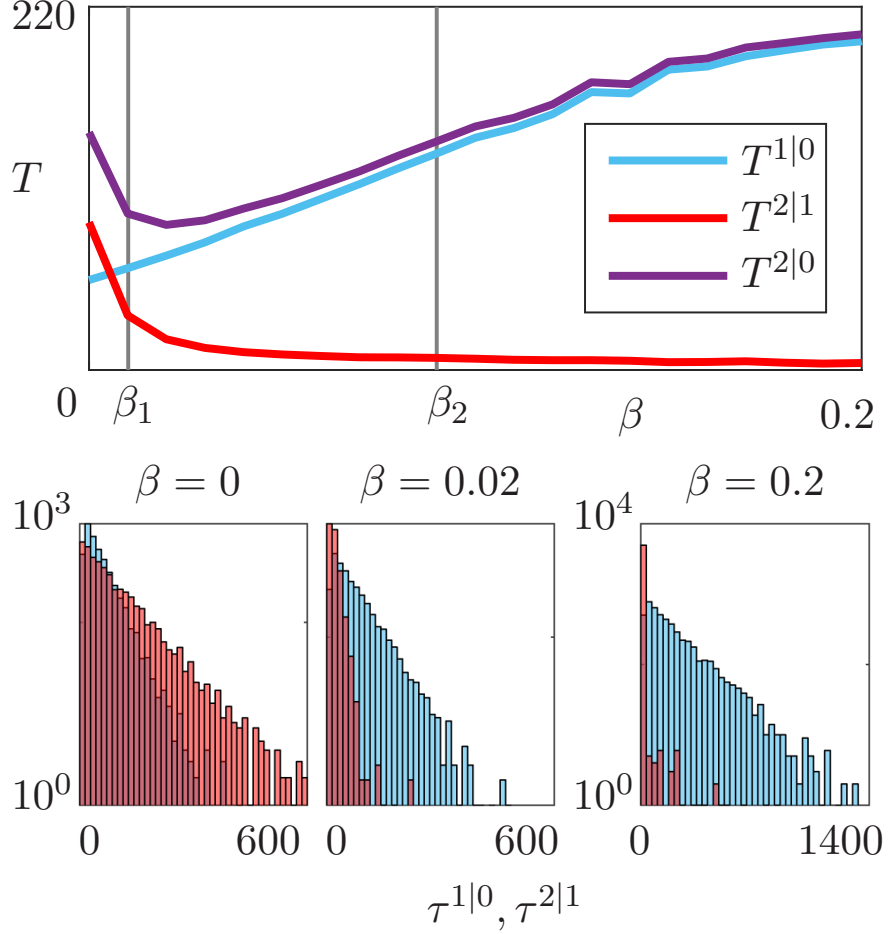


FIG. 3. Top: Mean escape times  $T$  for (3) with  $\nu = 0.01$ ,  $\alpha = 0.05$  and varying  $\beta$ , linear axes. Bottom: Distributions of  $\tau^{1|0}$  (blue) and  $\tau^{2|1}$  (red) in the uncoupled, intermediate and strongly coupled regimes. The  $\tau$  axis is linear while the frequency ( $n = 5000$  samples) axis is logarithmic.

depending on whether escape of node  $x_i$  modifies the rate of noise-induced escape of  $x_j$ , whether  $x_q$  will undergo a deterministic escape in a bounded time or whether  $x_j$  will be synchronized in its escape with  $x_i$ , respectively. This may depend on the state of other nodes that are connected to  $x_i$  and  $x_j$ , and so the classification of the interaction is, in general, state dependent.

The classification discussed in this paper may be of use for a variety of situations where the presence of stochastic forcing at individual sites interacts with the coupling strength to give an emergent effect in the nature of the sequence of escapes. The techniques in this paper are used in [10] to explain a number of observed phenomena in networks of coupled oscillatory bistable units considered in [2] where there is an additional issue of synchronization.



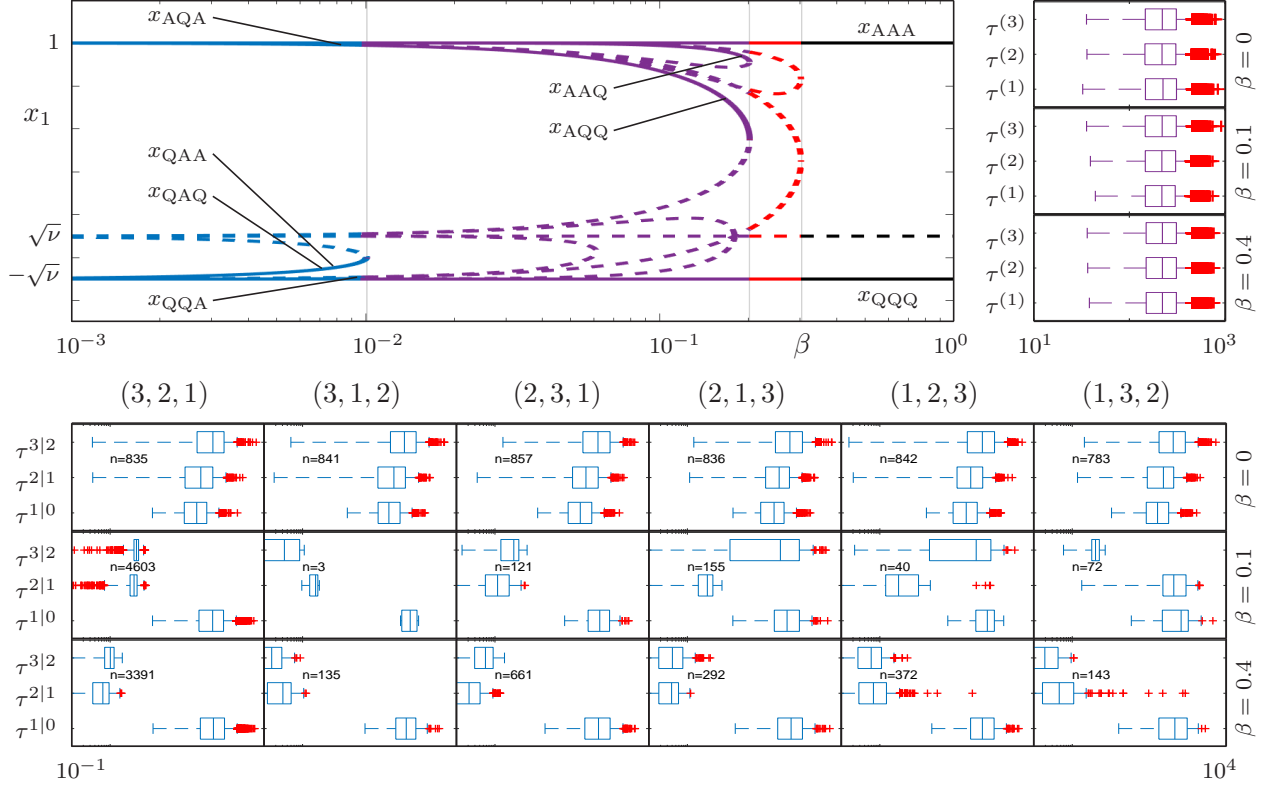


FIG. 4. Top left: Bifurcation diagram shown as  $x_1$  vs  $\beta$  (log axis) for  $\nu = 0.01$ : solid branches are stable while dashed are unstable or of saddle type. In the weak coupling regime ( $\beta < 0.0101$ , blue) all branches of stable equilibrium from the uncoupled case continue. Intermediate coupling can be split into lower values ( $0.0101 < \beta < 0.2025$ , purple), where there are still stable partially escaped states, and higher values ( $0.2025 < \beta < 0.3035$ , red) where there are still nontrivial saddles that are not synchronous. In the strong coupling regime  $\beta > 0.3035$  the only equilibria are synchronized. The remaining panels illustrate distributions using  $\alpha = 0.03$  and 5000 samples. Top right: The distribution of escape times  $\tau^{(i)}$  (log axis) of nodes  $i$ : this does not change appreciably with coupling. Bottom: Bar-and-whisker plots showing distributions of sequential escape times  $\tau^{k|k-1}$  (log axis) depending on sequence of escapes. The boxes indicate quartiles, outliers are in red and  $n$  is the number of samples (out of 5000) that undergo this sequence of escapes. In the strongly coupled case  $\beta = 0.4$  the escapes are almost always synchronized, and by far the most frequent sequence of escapes is  $(3, 2, 1)$ . In the intermediate case there may be non-synchronous states where the system remains for some time, for example the third escape for the sequences  $(2, 1, 3)$  and  $(1, 2, 3)$  typically occurs some time after the first two.

The authors gratefully acknowledge the financial support of the EPSRC via grant EP/N014391/1. PA gratefully acknowledges the European Union’s Horizon 2020 research and innovation programme for the ITN CRITICS under Grant Agreement number 643073.

- 
- [1] Ashwin, P., Wieczorek, S., Vitolo, R. and Cox, P., “Tipping points in open systems: bifurcation, noise-induced and rate-dependent examples in the climate system.” *Phil Trans Roy Soc A* 370 (2012) 1166–1184. Correction co-authored with C. Hobbs 371 (2013) 20130098.
  - [2] Benjamin, O., Fitzgerald, T.H.B., Ashwin, P., Tsaneva-Atanasova, K., Chowdhury, F., Richardson, M.P. and Terry, J.R., “A phenomenological model of seizure initiation suggests network structure may explain seizure frequency in idiopathic generalised epilepsy.” *The Journal of Mathematical Neuroscience* 2.1 (2012) 1–30.
  - [3] Berglund, N., “Kramers’ Law: Validity, Derivations and Generalisations.” *Markov Processes Relat. Fields* 19 (2013) 459–490.
  - [4] Berglund, N. and Gentz, B., *Noise-induced phenomena in slow-fast dynamical systems* Springer series on probability and its applications (2006).
  - [5] Berglund, N., Fernandez, B. and Gentz, B., “Metastability in interacting nonlinear stochastic differential equations: I. From weak coupling to synchronization.” *Nonlinearity* 20 (2007) 2551–2581.
  - [6] Berglund, N., Fernandez, B. and Gentz, B., “Metastability in interacting nonlinear stochastic differential equations: II. Large-N behaviour.” *Nonlinearity* 20 (2007) 2583–2614.
  - [7] Boulton, C.A., Allison L.C. and Lenton T.M., “Early warning signals of Atlantic Meridional Overturning Circulation collapse in a fully coupled climate model.” *Nature Communications* 5 (2014) 5752.
  - [8] Chazottes, J.-R. and Fernandez, B. (eds) *Dynamics of coupled map lattices and of related spatially extended systems* Lecture Notes in Physics vol 671, New York: Springer (2005).
  - [9] Chinazzi, M. and Fagiolo, G. “Systemic risk, contagion, and financial networks: A survey.” *Contagion, and Financial Networks: A Survey* (April 2, 2013).
  - [10] Creaser J.L., Tsaneva-Atansova K. and Ashwin P., “Sequential noise-induced escapes for oscillatory network dynamics.” *in preparation* (2017).
  - [11] Gai, P. and Kapadia S., “Contagion in financial networks.” *Proc. R. Soc. A*

- doi:10.1098/rspa.2009.0410 (2010) 2401–2423.
- [12] Haldane, A.G. and May, R.M., “Systemic risk in banking ecosystems.” *Nature* 46 (2011) 351–355.
  - [13] Kalitzin, S.N., Velis, D.N. and Lopes da Silva, F.H., “Stimulation-based anticipation and control of state transitions in the epileptic brain.” *Epilepsy behav.* 17 (2010) 310–323.
  - [14] Kramers, H.A., “Brownian motion in a field of force and the diffusion model of chemical reactions.” *Physica* 7 (1940) 284–304.
  - [15] Kuehn, C. “A mathematical framework for critical transitions: bifurcations, fast-slow systems and stochastic dynamics.” *Physica D* 240 (2011) 1020–1035.
  - [16] Lenton, T.M., Held, H., Kriegler, E., Hall, J.W., Lucht, W., Rahmstorf, S. and Schellnhuber, H.J., “Tipping elements in the earth’s climate system.” *Proc. Natl. Acad. Sci.* 105 (2008) 1786–1793.
  - [17] Parker, R.S. and Clermont, G., “Systems engineering medicine: engineering the inflammation response to infectious and traumatic challenges.” *J. Roy Soc. Interface* 7 (2010) 989–1013.
  - [18] Summer, M., “Financial contagion and network analysis.” *Annu. Rev. Financ. Econ.* 5(1) (2013) 277–297.