

A Comprehensive Review of Audio Steganalysis Methods

Hamzeh Ghasemzadeh^{1*}, Mohammad H. Kayvanrad²

¹ Faculty of Electrical and Computer Engineering, Islamic Azad University Damavand Branch, Damavand, Iran

² Faculty of Biomedical Engineering, Amirkabir University of Technology, Iran

* hamzeh_g62@yahoo.com

Abstract: Recently merging signal processing techniques with information security services has found lots of attentions. Steganography and steganalysis are among these emerging trends. Like their counterparts in cryptology, steganography and steganalysis are in a constant battle- steganography methods try to hide the presence of covert messages in innocuous-looking data, whereas steganalysis methods try to reveal existence of such messages and to break steganography methods. The stream nature of audio signals, their popularity, and their wide spread usage makes them very suitable media for steganography. This has led to a very rich literature on both steganography and steganalysis of audio signals. This review intends to conduct a comprehensive survey of audio steganalysis methods aggregated over near fifteen years. Furthermore, we implement some of the most recent audio steganalysis methods and conduct a comparative analysis on their performances. Finally, the paper provides some possible directions for future researches on audio steganalysis.

Keywords: Audio Steganalysis, Audio Steganography, Information Hiding, Review, Pattern Recognition

1. Introduction

Digital computers have revolutionized every aspect of our lives. Information security is one of the branches of science that has benefited entirely from this revolutionary invention. In particular, merging signal processing techniques with information security services has found lots of attentions. Some of these new trends include multimedia encryption system [1] and their cryptanalysis [2], multimedia secret sharing [3, 4], steganography, steganalysis, and watermarking [5]. Each of these techniques serves a different purpose. For example multimedia encryption addresses confidentiality and watermarking serves the purpose of copyright protection. Among these techniques steganography is exceptionally interesting. Arguably the main purposes of steganography are privacy and preventing traffic analysis. In other words, while encryption prevents unauthorized access to the data, it cannot conceal pattern of communication. Therefore, an adversary who is watching the channel can obtain very valuable information including time of

communications, frequency of communications, size of messages, identity of senders and recipients, and many more.

Steganography is best described in the notion of subliminal channels. Subliminal channels were first introduced under the prisoner's problem [6]. Two accomplices in a crime are apprehended and imprisoned in two different cells. The warden, who wants to gather some information, allows them to communicate as long as he can read their messages. Apparently, the convicts want to secretly cook a plan for escaping, but they cannot use encrypted messages. Therefore, they would use innocuous looking messages and hide their plan into them. Steganography is a possible solution for this problem.

Steganalysis is the countermeasure of the warden against the hidden communication. Because steganography methods change the content of the cover signal, usually they leave a trail and thus can be detected. Steganalysis is a decision problem and if it is solved for a specific method with a high probability, that method is considered broken [7]. If the embedding method and the statistical model of cover is known a priori, optimal detector can be constructed. Absence of such perfect models had led to steganalysis based on feature extraction and machine learning techniques [8]. Figure presents typical block diagram of such a system.

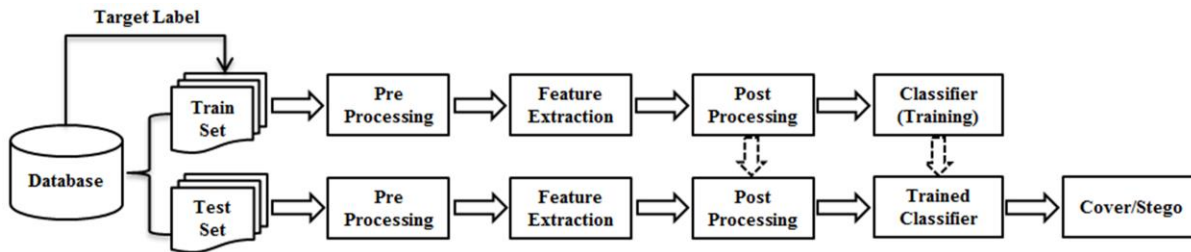


Figure 1. Block diagram of typical steganalysis systems

Steganalysis is broadly divided into targeted and universal methods. In the targeted paradigm it is assumed that the warden knows the embedding algorithm. On the other hand universal methods do not assume any prior knowledge about the embedding method [7]. It is possible to further divide universal methods into blind and semi-blind systems. Blind systems are trained only on features from cover signals. On the other hand semi-blind systems use features from covers and different steganography methods for learning decision regions [9].

Also two different models of passive and active wardens may be distinguished. A passive warden only listens to communication and his goal is only detection of the hidden message; thus, he does not modify or interfere with it. Whereas, an active warden tries to prevent hidden communication [7]. Other terms that need to be distinguished are active and passive steganalysis. Passive methods aim to spot the existence of the covert communications whereas active methods go one step further and provide the warden with extra information such as the length of the hidden message, its location, and etc. [10].

Reviewing the literature shows that current literature lacks a comprehensive review of audio steganalysis methods. This motivated us to review near fifteen years of work on audio steganalysis. This survey is organized as follows: The next two sections are devoted to the detection of uncompressed audio signals. To this end, universal and targeted steganalysis

methods are respectively reviewed in sections 2 and 3. Section 4 describes steganalysis of compressed audio signals, namely the MP3 domain. In section 5 we will conduct a comparative analysis on the performance of more recent audio steganalysis methods. Section 6 presents some possible directions for future research on audio steganalysis and finally the paper is concluded in section 7.

Figure 2 summarizes our classification of audio steganalysis methods.

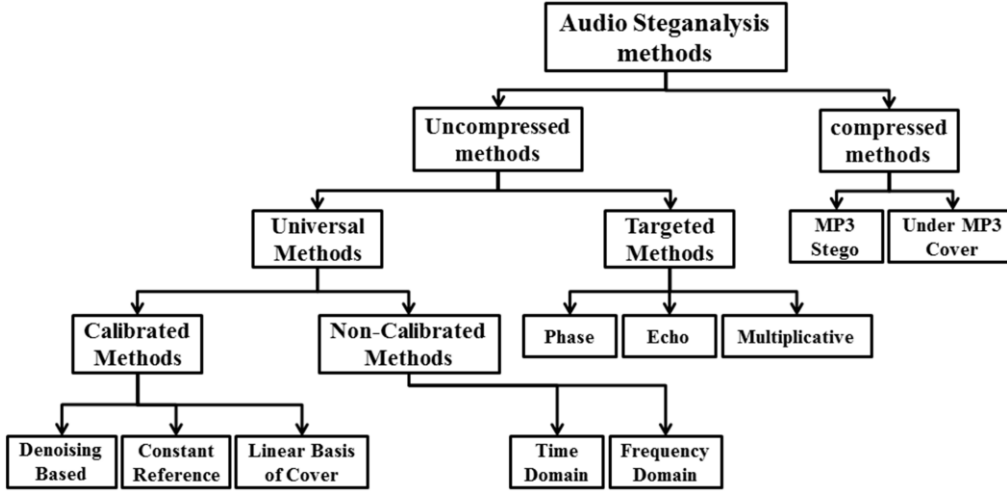


Figure 2. Classification of audio steganalysis methods

2. Universal non-compressed audio steganalysis methods

2.1. Non-calibrated features:

Figure depicts a simple schematic of these systems and they could be categorized according to their domain of features. Although in some cases such distinction is very hard, yet this methodology is both very common and informative.

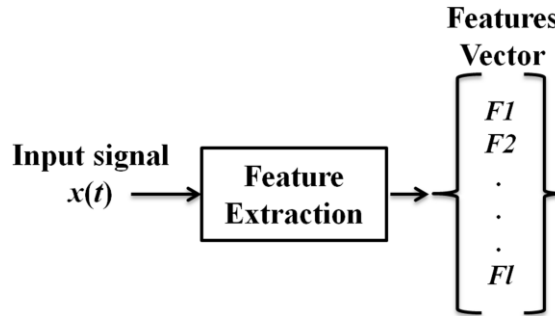


Figure 3. Non-calibrated feature extraction

2.1.1 Time domain features

2.1.1.1 IDS and Steganalysis

Preventing information piracy and its unauthorized disclosure is an important application of steganalysis systems. This fact motivated Dittmann to incorporate steganalysis into intrusion detection systems (IDS) [11]. Such applications need to be real-time, therefore simple features were proposed and a decision was made based on simple thresholding. Their investigation showed that the ratio of the least significance bit (LSB) of a cover was different from that of the Steghide-embedded signal. Also, in the case of MP3Stego [12], occurrences of different block lengths were higher for stego signals.

2.1.1.2 Linear prediction residue

This technique was founded on the commonly-used assumption that an audio signal is both stationary and its samples are highly correlated over short periods of time. Embedding imposes faint changes on the correlation between neighboring samples. Therefore, if the warden can model the correlation between cover samples, he may be able to detect the abnormalities induced by the embedding process. Ru et al. used this idea to implement a new set of features [13]. In this work linear prediction code (LPC) was used to extract the relation between the neighboring audio samples. Furthermore, to extract correlations of the signal in different frequency bands, LPC was applied on the wavelet coefficients of all sub-bands in short windows (~20ms) of the signal. Finally, two different sets of features were fused together. The first set provided statistical details about frequency of the signal. The second set modeled the irregularities in the correlation between samples of the signal. These sets were calculated as HOS of wavelet coefficients and LPC prediction error, respectively. The method was cross-validated for different embedding capacities of the Steghide tool. Concerning the trade-off between missed detection and false alarm, the best results were achieved when the system was trained with signals embedded at 20% of maximum capacity.

2.1.1.3 Statistical model of histogram

Another possibility is determining the distribution of the wavelet coefficients. Fu et al. proposed to extract different statistics from the wavelet coefficients and their frequency domain counterparts [14]. This method was further improved by applying principle component analysis (PCA) for reducing the dimensionality of the feature space. The method was tested on different wavelet domain steganography methods. The results demonstrated that applying PCA reduces dimensionality of the feature space considerably with a negligible degradation in the performance.

2.1.1.4 Chaotic-based Steganalysis

Most of the aforementioned works were based on linearity and stationarity assumptions about audio signals. However, more recent studies have found evidences of some phenomena, which linear assumption and model cannot describe [15, 16]. The researchers were able to model these phenomena with chaos theory. Assuming that such models can describe human vocal system, additive noise of steganography will change its chaotic structure. Therefore by extracting features from the chaotic structure of audio signals one can distinguish between cover and stego signals. This path was followed in [17]. After investigating different chaotic-based measurements, it was

concluded that false neighbor fraction and Lyapunov spectrum were more discriminative for steganalysis purposes. The interested reader can refer to [18] to find definition of these chaotic-based measurements.

The steganalysis system was tested on different settings and was compared with some other methods. The work concluded that the performance of all the methods was comparable for watermarking, but for steganography systems chaotic-based features performed better.

2.1.1.5 Features based on Markov process

Markov-based approaches are very popular for detecting presence of hidden messages in JPEG images [19]. Markov processes are the simplest generalization of independent processes. These processes have the interesting property that the past has no influence on the future samples, as long as the present value is determined. If such a system produces a finite number of states, it is called a Markov chain. A Markov chain is completely determined by its transition matrix defined as:

$$P_{xy} = p(X_{n+1} = y | X_n = x) \quad (1)$$

In [20] audio steganalysis was pursued based on Markov transitions of the second order derivatives. The transition range of the Markov chain was limited to $[-4, 4]$. Limiting the range of transitions keeps the feature dimension low. Furthermore, it leads to extracting the features from regions with smooth transitions, rather than those with dramatic changes. Additionally, this work argued that besides the embedding strength, the complexity of audio signals affects the performance of steganalysis. This work proposed the following metric for fast measurement of audio signal complexity:

$$C_{x(t)} = \frac{N \sum_{i=0}^{N-2} x''(t)}{(N-2) \sum_{i=0}^{N-1} x(t)} \quad (2)$$

where $x''(t)$ and N denote the second order derivative and length of the signal. Based on this metric, audio signals were divided into three categories of low, middle, and high complexities. A separate test was conducted on each category. The simulations demonstrated that these features had good performance even for audio signals with high levels of complexities. This method was later refined and used with the transition range of $[-6, 6]$ and a much bigger database for evaluation [21].

2.1.1.6 Steganalysis based on autoregressive time delay neural network

Determining the appropriate process for feature extraction has been the main challenge in the previous works. Considering the difficulty of modeling temporal characteristics of audio signals, this decision is very hard for audio steganalysis problems. A special type of networks known as autoregressive time delay neural network (AR-TDNN) for solving this problem was proposed in [22]. These networks have the advantage that feature extraction does not need to be specified explicitly. After the learning phase is over, the network implements both feature extraction and pattern classification. Implementation of these networks has two parts. In the TDNN part, delayed samples of the input are fed into the network. This part combines feedback of the output with delayed samples of the input for extracting the patterns. On the other hand, the autoregressive part of the system recognizes the sequence of the previously learned patterns. The efficacy of the system was tested on both LSB and DWT-based embedding algorithms.

2.1.2 Frequency domain features

These methods primarily use frequency domain features for distinguishing between cover and stego signals.

2.1.2.1 Steganalysis based on MFCC

Mel-frequency Cepstral coefficients (MFCC) are one of the most well-known features in speech processing applications. Cepstrum is the frequency components of the logarithm of the estimated power of the signal $x(t)$ and it can be interpreted as the rate of power changes in different frequency regions. MFCC is a modified version of cepstrum, where it reflects characteristics of the human auditory system (HAS).

Based on the potency of MFCC in speech recognition applications, it was employed for audio steganalysis [23]. This work focused on steganalysis on VoIP channels. The system used three feature sets. The first set was the statistical characteristics of the signal, which included: entropy, LSB ratio, flipping rate of LSB, and some other time domain statistical moments. For the second set, 29 MFCCs were calculated. The third set was calculated based on the hypothesis that removing speech-relevant portions of the signal would be beneficial for steganalysis. Therefore, the signal in the range of 200 to 6819.59 hertz was filtered. Then MFCCs of the resulting signal were calculated. Efficacy of this method was tested on five steganography and four watermarking methods. Furthermore, different combinations of feature sets were investigated. The tests confirmed that removing speech-relevant portions of audio signals was beneficial for steganalysis.

2.1.2.2 MFCC of derivative of audio signals

Another work showed that taking derivative of the signal improves the potency of MFCC features [24]. Let $R = \frac{N(w)}{C(w)}$, where $C(w)$ and $N(w)$ denote the spectra of the cover and the steganography noise, respectively. Generally speaking, $C(w)$ and $N(w)$ are respectively band-limited and broadband signals. Therefore, the value of R would be negligible in low frequencies. But in high frequencies the value of $C(w)$ decreases considerably and the situation changes. This work showed that employing the second order derivative boosts the value of R in high-frequency regions [24]. An experiment was conducted to justify this idea. The whole spectrum was divided into 80 different spectrum regions. After measuring the discriminating abilities of each band it was concluded that high frequency regions were more discriminative.

To investigate the potency of the method, the system was contrasted with signal-based MFCCs and wavelet-based MFCCs. The results showed that wavelet-based MFCCs were better than signal-based MFCCs and the derivative-based MFCCs were the best.

2.1.2.3 Frequency domain feature fusion

To implement a more powerful system, in [25] different features were combined. First, short-term characteristics of signals were extracted from 12 MFCCs. A second set consisted of different moments of spectral characteristics of the second order derivative of the signal. Finally, AQM [26] and linear prediction residue [13] were added to produce a 52-dimensional feature vector. Feature selection was conducted based on their F-score values and the system was tested in both targeted and universal scenarios.

2.1.2.4 Features based on reversed-psychoacoustic model of human hearing

Ghasemzadeh et al. argued that employing features based on human auditory system (HAS) would lead to discarding vital information for steganalysis [27]. According to this work, the main purpose of steganography is its indistinguishability. More clearly, a steganography method is deemed completely insecure if its stego signals are distinguishable from their covers. Therefore, in its most rudimentary form, the human perception system should be oblivious to steganography induced noises. Based on this idea it was argued that, as features are extracted based on more perfect models of HAS, the features will become less discriminative. They proposed an artificial auditory system that can virtually hear the effect of steganography and discriminate stego from cover signals. This new model was called reversed Mel cepstrum and had the maximum deviation from HAS. This new model has finer resolution in high frequencies and coarse resolution in lower spectral regions. Equation (3) shows the proposed R-Mel scale.

$$F_s/2 - f \quad (3)$$

$$R - Mel = 1127 \times \ln\left(1 + \frac{f}{700}\right)$$

where, f and F_s denote the given frequency in hertz and the sampling rate of the signal, respectively. Figure presents a comparison between Mel and R-Mel scales.

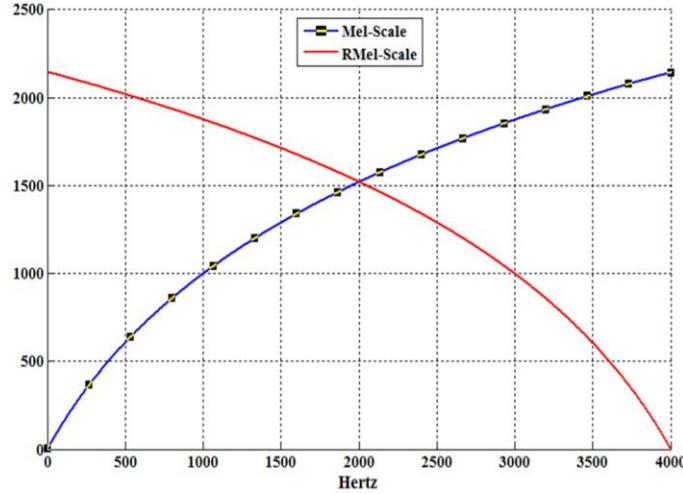


Figure 4. Mel scale vs. R-Mel scale

This work was further improved in [28]. First, the idea of maximum deviation from HAS was justified. To that end, the concept of sub-band signal to noise ratio (SNR_i) was defined. In this fashion the whole spectrum of both the signal and the steganography noise were divided into L sub-bands. Then SNR_i was calculated in each sub-band B_i as:

$$SNR_i = 10 \log_{10} \left(\frac{\int_{B_i} |C(e^{j\omega})|^2}{\int_{B_i} |N(e^{j\omega})|^2} \right), 1 \leq i \leq L \quad (4)$$

where $C(w)$ and $N(w)$ denote the spectra of the cover and the steganography noise. They plotted values of SNR_i for different steganography methods and compared it with frequency resolution of both Mel and R-Mel scales. It was concluded that the R-Mel scale was more suited for steganalysis purposes than the Mel scale. The work also used higher order statistics (HOS) for providing better discriminative properties. Finally, genetic algorithm (GA) [29] was invoked to find the optimum sub-set of features. This method was tested on a wide range of steganography methods including both LSB and non-LSB methods. Furthermore, results of both targeted and universal scenarios were investigated. The results showed that HOS and feature selection based on GA improve results of steganalysis considerably.

2.2. Calibrated features:

Finding features that are less dependent on the contents of the audio signal is one of the most challenging problems in steganalysis. Such features only reflect the presence of hidden messages. Apparently, if the cover is known such features can be extracted. But in a real-world scenario this assumption never holds. Therefore, researchers have proposed cover estimation as a practical solution.

2.2.1 Self-generated estimation of cover:

This idea was proposed in [26] and was based on the following formulation of steganography:

$$s(t) = c(t) + n(t) \quad (5)$$

where, $s(t)$, $c(t)$, and $n(t)$ denote the stego, cover, and steganography noise, respectively. It is noteworthy that equation (5) holds for both cover-independent (like LSB embedding) and cover dependent (like echo) noises of steganography. If $n(t)$ is found effectively, virtually a good estimation of the cover signal would be available. This is the main rationale behind steganalysis methods of this category. Basically these methods estimate the cover by applying a noise removal procedure on the incoming signal. It is expected that different amounts of noise be extracted from the stego and cover signals. These methods have employed different metrics to quantify the characteristics of the noise. Figure shows a block diagram of these methods where $x(t)$ and $\tilde{c}(t)$ denote signal under inspection and the estimated cover, respectively.

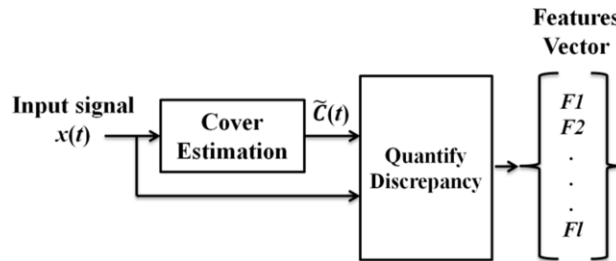


Figure 5. Calibrated feature extraction

2.2.1.1 Steganalysis based on Audio Quality Metrics (AQM)

This idea was proposed by Ozer et al. [26] and it used the wavelet-based method of [30] for noise removal and estimation of cover. If discrepancies between the estimated cover and the stego

signal are measured accurately, stego and cover signals can be distinguished. In speech coding applications, researchers have tried to address a similar problem for measuring artifacts of speech coders. Their endeavor has resulted in a set of metrics known as audio quality metrics (AQM), which can be categorized into three groups of time, frequency, and perceptual domain. AQMs measure discrepancies between small frames of a reference signal and its modified version. Final metrics are calculated as the average value of each metric over all the frames. The same methodology was pursued where cover and stego signals were considered as the reference and the modified signal, respectively. Then their discrepancies were evaluated by AQM metrics. Finally, the calculated features were used for discriminating between the stego and cover signals. In [26] different combinations of feature selections and machine learning methods were tested.

2.2.1.2 Steganalysis based on Hausdorff Distance

Liu et al. argued that audio quality metrics have been designed specifically for objective assessment of the quality of audio signals and not steganography impairments [31]. This argument is especially true about perceptual metrics. Therefore, it is very likely that these features have limited capability to capture the effects of embedding. To alleviate such problems, some researchers have used Hausdorff distance for measuring the effect of message embedding [31, 32]. Hausdorff distance is fundamentally a max-min measure which has found numerous applications in template matching and content-based retrieval problems. These works also borrowed other techniques from image steganalysis including higher order statistics (HOS) and wavelet decomposition [33]. Multi-resolution decomposition capability of the wavelet transform may magnify discontinuities of the signal due to embedding.

To extract features, the estimated cover and the signal under scrutiny were segmented and decomposed into different sub-bands. Then, Hausdorff distance between each pair of sub-bands was calculated. Final features were calculated as the HOS of the calculated Hausdorff distances over all the frames. The system was tested on steghide [34] and the results were compared with other steganalysis methods. Furthermore, discrimination ability of different sub-bands was investigated. It was shown that the lower levels of wavelet decomposition produce more potent features.

Geetha et al. used the same idea for feature extraction, but investigated the efficacy of six different decision tree classifiers [32]. The system was evaluated on a much wider range of steganography and watermarking methods. Finally, it was concluded that the J48 classifier [35] outperforms other tree based paradigms.

2.2.1.3 Modeling the noise based on GMM and GGD

Another solution for distinguishing between the stego and cover signals is comparing the distribution of their wavelet coefficients. Work of [36] used Gaussian mixture model (GMM) and generalized Gaussian distribution (GGD) for this purpose. To this end, two different methods were proposed. The first method modeled the distribution of coefficients of all sub-bands of wavelet with GMM and used its moments for steganalysis. In the second method, GGD and GMM were employed for estimating the probability distributions of the coefficients of the incoming signal and its de-noised counterpart. Then deviations between the two distributions

were calculated with four different distance measures. Unfortunately this work did not provide any result on the performance of the system.

This idea was investigated more properly in [37]. The authors showed that spread spectrum embedding causes the histogram of these coefficients to become flatter around zero. GMM and GGD were employed to capture this flatness. The results showed that GMM captures artifacts of spread spectrum hiding better. Potency of each single feature was measured on two different spread spectrum methods. Unfortunately, the simulation did not provide any performance measure of the system when more than one feature was used. The results showed that the best performance is achieved when three Gaussian kernels are mixed.

2.2.2 Constant referencing (CIAQM)

Previous methods used the incoming signal for estimating the cover, therefore they are called self-referencing. Avcibas showed that self-referencing (e.g., denoising) leads to features that are dependent on the cover signals [38]. To alleviate this problem, he proposed the method of constant referencing. In this fashion two fixed reference signals were selected, one of which was a cover and the other one was its stego version. Let r , $r+\varepsilon$, and M denote the reference cover, its stego version, and the metric that measures their discrepancies, respectively. For every incoming signal (s), the proposed features were defined as:

$$f(s, r, r + \varepsilon) = M(s, r) - M(s, r + \varepsilon) \quad (6)$$

It was shown that features of equation (6) were independent from the cover signal. The steganalysis system was deployed using different AQMs as the discrepancy metrics (M) and linear regression for classification. The efficacy of this method was tested on six different embedding algorithms. Simulations showed that removing the dependency of features from the covers, improves the accuracy of steganalysis. The results showed that this improvement is more noticeable for steganography than for watermarking methods.

2.2.3 Estimation of cover space model

While previous works used discrepancies between a reference and the incoming signal for making the decision, another approach is possible if the high dimensional model of the cover signals is known. In this fashion the warden can check every signal $x(t)$ against this model, it is a cover if it fits and a stego otherwise. Unfortunately such a perfect model does not exist for empirical cover sources [8]. But this idea could be exploited for estimating a model for empirical cover signals. This approach was pursued by Johnson et al [39]. First short time Fourier transform (STFT) was invoked to capture both time and frequency regularities of audio signals. Then PCA was invoked to extract a set of linear bases that were localized in both time and frequency domains. These linear bases form a vector quantizer and the residual signal from this quantization indicates accuracy of this sub-space for modeling the audio signal. Therefore, features were calculated as the mean, variance, skewness, and kurtosis of quantization error. The simulations were conducted on LSB embedding methods with compact disk (CD) quality cover signals. The results showed that this method achieves reasonable accuracy in LSB embedding when at least 4-bits are used for embedding.

2.3.Summary

In this section a summary of the investigated methods is presented. First, we take a brief look on the relation between the reviewed papers. Figure 6 presents how different works are related to each other.

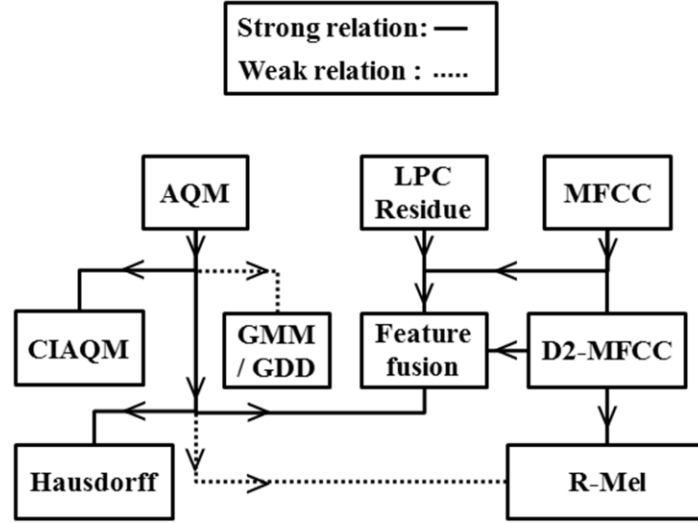


Figure 6. Relations between different papers

LPC:	[13]	R-Mel:	[27,28]
MFCC:	[23]	Hausdorff:	[31,32]
D2-MFCC:	[24]	GMM:	[36,37]
Fusion:	[25]	CIAQM:	[38]
AQM:	[26]		

One of the major differences between the reviewed papers is hiding methods that they were tested on. These methods are presented in three different tables. Table 1 summarizes the watermarking methods, the symbol we will use for referring to them in this paper, and their embedding domain. These methods include: 2A2W [40], COX [41], DSSS [42], Echo [42], FHSS, LSB watermarking [40], spread spectrum audio watermarking [43], and WAWW [40].

Table 1 specifications of watermarking methods

Symbol	Name	Domain	Ref.
W1	2A2W	wavelet	[40]
W2	COX	Freq.	[41]
W3	DSSS	Time	[42]
W4	Echo	Time	[42]
W5	FHSS	Freq.	-
W6	LSB	1-LSB	[40]
W7	spread spectrum audio watermarking	Freq.	[43]
W8	VAWW	wavelet	[40]

Table 2 summarizes the LSB steganography methods and the symbol we will use for referring to them in this paper. These methods include: Heutling [40], Hide4pgp [44], Invisible Secret [45], LSB Matching [46], Steganos [47], Steghide [34], Stools [48].

Table 2 specifications of LSB-based steganography methods

Symbol	Name	Domain	Ref.
SL1	Heutling	1LSB	[40]
SL2	Hide4pgp	1- 4LSB	[44]
SL3	Invisible Secret	1LSB	[45]
SL4	LSB Matching	1LSB	[46]
SL5	Steganos	LSB	[47]
SL6	Steghide	1LSB	[34]
SL7	Stools	LSB	[48]

Information of non-LSB methods are presented in Table 3. These methods include: Addition Method (AM) [14], Amplitude Modulation (AMod) [49], DWT-FFT [50], DWT fusion [51], Mp3Stego [12], Publimark [40], Quantization Index Method (QIM) [14], Stego wave [52], Stochastic Modulation (StMod) [53], WaSpStego [23], Wavelet LSB [14], Integer wavelet (I-Wavelet) [54], and DSSS in the frequency domain (DSSS + DCT) [55].

Table 3 specifications of non-LSB-based steganography methods

Symbol	Name	Domain	Ref.
SN1	AM	wavelet	[14]
SN2	AMod	Freq.	[49]
SN3	DWT-FFT	Wavelet + Freq.	[50]
SN4	DWT fusion	wavelet	[51]
SN5	Mp3Stego	Side Info	[12]
SN6	Publimark	no data	[40]
SN7	QIM	wavelet	[14]
SN8	Stego wave	no data	[52]
SN9	StMod	Time	[53]
SN10	WaSpStego	wavelet	[23]
SN11	Wavelet LSB	wavelet	[14]
SN12	I-Wavelet	DWT	[54]
SN13	DSSS + DCT	Freq.	[55]

Reviewing the papers shows that each paper has investigated different steganography methods. These details are presented in Table 4.

Table 4 Details of steganography methods investigated by each steganalysis paper

	Steganalysis methods																	
	[11]	[13]	[14]	[17]	[20]	[21]	[22]	[23]	[24]	[25]	[26]	[27]	[28]	[31]	[32]	[37]	[38]	[39]
W1								✓										
W2				✓							✓	✓	✓		✓			
W3				✓				✓		✓	✓					✓	✓	
W4				✓						✓	✓				✓		✓	
W5				✓							✓					✓	✓	
W6								✓		✓								
W7						✓						✓	✓					
W8								✓										
SL1								✓										
SL2		✓		✓	✓	✓	✓		✓		✓	✓	✓				✓	✓
SL3					✓	✓			✓									
SL4					✓	✓			✓									
SL5				✓							✓						✓	
SL6	✓	✓		✓	✓	✓	✓	✓	✓		✓	✓	✓	✓	✓		✓	
SL7		✓									✓				✓			
SN1			✓															
SN2															✓			
SN3							✓											
SN4															✓			
SN5	✓			✓														
SN6								✓										
SN7			✓							✓								
SN8		✓																
SN9				✓														
SN10								✓										
SN11			✓															
SN12													✓					
SN13													✓					

In order to report the efficacy of a method different criteria may be defined. This paper uses values of true positive rate (TPR), true negative rate (TNR) and accuracy (ACC). Other important differences between the reviewed methods are: domains of feature extraction, number of features, type of classifier, number of clean files in their databases, sizes of training sets, and their performance results. These parameters are summarized in Table 5.

Table 5 summary of universal steganalysis papers. Notations of the table are as follows -: not reported parameters, ×: non-applicable parameters, M: music files and S: speech files

Method	Reference	Feature Domain	Feature No.	Classifier	Clean No.	Train size	Universal Results		Targeted Results	
							TPR	TNR	TPR	TNR
AQM	[26]	Time + Freq.	19	SVM	664	50%	81.8	79.7	93.5	92.75
CIAQM	[38]	Time + Freq.	19	linear regression	100	50%	-	-	95	95
Hausdorff	[31]	Wavelet	25	SVM	994	90%	-	-	95	88
Hausdorff + tree	[32]	Wavelet	25	J48 Tree	200	75%	-	-	88.64	72.89
STFT+PCA	[39]	STFT	4	SVM	1800	80%	-	-	56.95	98.1%
IDS	[11]	Bits	3	Threshold	30	-	-	-	-	-
LPC	[13]	Wavelet	40	SVM	500	50%	-	-	98.93	95.76
MFCC	[23]	Cepstrum	36	SVM	389	80%	-	-	66.04	-
Wavelet + PCA	[14]	Wavelet	36	NN	400	62.5%	-	-	96.22	95.11
Chaotic	[17]	chaotic	22	SVM	2554	50%	-	-	M:69.14 S: 91.37	M:58.56 S: 89.89
Markov	[20]	Time	81	SVM	12000	50%	-	-	ACC = 92.2	-
D2-MFCC	[24]	Freq.	29	SVM	12000	50%	-	-	ACC = 85.9	-
Markov	[21]	Time	169	SVM	19380	70%	-	-	ACC = 97.3	-
AR-TDNN	[22]	Time	----	NN	150	----	-	-	68.48	78.29
DWT+GMM	[37]	Wavelet	1	SVM	1000	50%	---	----	93.44	91.22
Feature Fusion	[25]	Freq.	12	SVM	600	67%	ACC = 91		ACC = 90	
R-Mel	[27]	Freq.	29	SVM	4169	70%	---	----	97.29	94.71
R-Mel + HOS+GA	[28]	Freq.	21	SVM	4169	70%	94.4	99.1	99.1	99.0

3. Targeted non-compressed audio steganalysis methods

Despite wide dynamic range, HAS exhibits low differential sensitivity, an effect which is known as the masking property of the ear. Additionally, HAS is insensitive to the absolute value of phase and can only perceive relative phases [42]. Based on these characteristics different embedding methods have been proposed [56]. This section presents steganalysis systems that have been designed specifically for detecting such steganography methods.

3.1.Phase coding methods

In [57] steganalysis of phase coding systems was investigated. In phase coding systems depending on the embedding bit, the phase of each sub-block is replaced with an arbitrary value. Then, the phases of the subsequent sub-blocks are adjusted accordingly. In this manner relative phase of each block is preserved.

This work observed that while embedding preserves the relative phase of each block, the phase between consecutive blocks will jump. To capture signatures of phase embedding, the signal was segmented and unwrapped phase of each segment was calculated. The steganalysis features were the statistics of the absolute deviation between phases of consecutive segments. The system was tested for different lengths of block and sub-block.

3.2.Echo embedding methods

Echo hiding methods use different echo kernels for embedding different bits of the message [42]. It is possible to design special kernels for achieving better robustness. Positive-negative (PN) and forward-backward (FB) kernels are among such kernels. The mathematical representation of some kernels are as follows:

$$h_{Basic}[n] = \delta[n] + \alpha\delta[n - d_i] \quad (7)$$

$$h_{PN}[n] = \delta[n] + \alpha\delta[n - d_i] - \alpha\delta[n - d_i] \quad (8)$$

$$h_{FB}[n] = \delta[n] + \alpha\delta[n - d_i] + \alpha\delta[n + d_i] \quad (9)$$

where $i \in \{0,1\}$. In this fashion, embedding algorithm consists of a set of echo bank. Then, based on the message one echo kernel is selected and it is convolved with cover signal.

Targeted steganalysis of the basic kernel was first investigated in [58]. It was shown that if short windows are employed, a peak in the power cepstrum reflects the existence of echo hiding. Therefore, the power cepstrum of the signal was calculated on short windows. Different moments of local maxima of all windowed-cepstrums were used for steganalysis. Different parameters of the system were investigated experimentally.

Steganalysis of echo hiding based on PN kernels was discussed in [59]. They investigated convolution of audio signals with PN kernels and showed that the power cepstrum and the complex cepstrum of the stego signal exhibit peaks in delay positions of the kernels. To detect these artifacts, the audio signal was segmented into 20ms chunks. Skewness of both the power cepstrum and the absolute value of the complex cepstrum over all frames were calculated. The steganalysis feature was defined as the kurtosis of the calculated values of skewnesses. Simulation results showed that features based on the absolute value of complex cepstrum were more discriminative than power cepstrum-based features.

Xie et al. took one step further in the steganalysis of echo systems and presented an active attack [60]. The proposed system was based on studying the behavior of sliding window cepstrums. Based on this work, assuming a sliding window W_s smaller than the segment length, four situations will exist: 1) when W_s is inside a zero embedded segment, 2) when it is inside a one embedded segment, 3) when it is crossing from a one (zero) embedded into another one (zero) embedded segment, and 4) when it is crossing the border of two segments with different hidden bits. The work showed that if the peak position of each sliding cepstrum is recorded, it exhibits high densities around the value of delays. Furthermore, a feature of cepstrum peak location aggregation rate (CPLAR) was introduced as the ratio of the number of times that the cepstrum peak location is at these positions to the total number of windowed cepstrums. CPLAR was used for deciding about the presence/absence of a hidden message. The method was also able to find the length of segmentation in the embedding system. Extensive simulations were presented on different kinds of echo kernels. The results showed that if PN kernels are used, detection and estimation of its parameters are harder. Recently it was shown that using echo embedding with variable parameters makes CPLAR feature obsolete [61].

3.3. Multiplicative embedding methods

A multiplicative steganography scheme may be expressed as:

$$s(t) = c(t)(1 + m(t)) \quad (10)$$

According to equation (5) the steganography induced noise is equal to:

$$n(t) = c(t).m(t) \quad (11)$$

Apparently, this noise is cover dependent and multiplicative. Steganalysis of such embedding methods was presented in [62]. It was claimed that the conventional steganalysis methods cannot detect multiplicative systems properly. To address this problem the logarithm of absolute values of audio samples were used. In this fashion multiplicative noise is transformed into additive noise.

Then, wavelet transform was applied on the resulting signal. Statistical moments of both the signal and its sub-band coefficients were extracted for steganalysis. These features were mixed with the statistics of the linear prediction residue of each sub-band [13]. The experimental results showed this technique improves the detection of multiplicative steganography systems.

3.4. Summary

Targeted steganalysis papers are summarized in Table 6.

Table 6 summary of targeted steganalysis papers. Notations of the table are as follows -: not reported parameters, \times : non-applicable parameters

Ref.	Target method	Domain	Feature No.	Classifier	Cover No	Train size	Performance	
							TPR	TNR
[57]	Phase	Freq.	5	SVM	800	25%	98.2	95
[58]	Echo	Freq.	8	SVM	1200	50%	82.17	87.83
[59]	Echo	Freq.	1	SVM	300	17%	94	89.2
[60]	Echo	Freq.	1	Threshold	200	\times	-	-
[62]	Multiplicative	wavelet	40	SVM	450	44%	94.8	96.4

4. MP3 Steganalysis

The MPEG-1 Layer III (MP3) is among the most popular formats for both listening and archiving the music. It provides high compression rates with good quality. These characteristics have turned MP3 into one of the most popular formats of audio signals. Consequently, it provides a suitable medium for steganography.

Over the past decade different MP3 steganography methods have been proposed. They include MP3stego [12], UnderMP3Cover (UMP3C) [63], MP3stegz [64], Huffman table swapping [65], quantization step parity [66], Linbit [67], Bv-Stego [68], and some other methods [69-71]. Current literature has only investigated steganalysis of MP3stego, UMP3C, and MP3Stegazaurus [71]. This section reviews their findings.

4.1. Steganalysis of MP3stego

4.1.1 Histogram of block length

Westfeld investigated the MP3stego algorithm and concluded that modified frames are one step size smaller than the necessary bit rate [72]. In other words, if the maximum length of the frames were fixed, stego files would be expected to have a lower bit rate than a clean one. Of course this is not the case with the MP3 standard. Actually, the algorithm adjusts the length of the blocks to achieve the target average bit rate (e.g. 128k). Therefore, if bit rate of one block is decreased, next blocks will use these extra bits. This work showed that while the mean value of block sizes in cover and stego files are the same, their variances are not. In most cases there is a transition phase in the size of the first frames. To mitigate the effect of these frames, the first 100 frames were discarded.

4.1.2 Numbers of different block lengths

Investigating the histograms of the stego and cover signals reveals that they use different numbers of block lengths. Specifically, MP3Stego leads to more different block lengths to be used. Based on this idea an ultra-light-weight steganalysis system for use in IDS applications was proposed [11]. This system used the length of the first block (F) as an estimation of the expected value of block lengths. Then the number of different block lengths in the file was counted (C). After investigating the ratio of F/C for cover and stego signals, they proposed an empirical value of 4.6 as the appropriate threshold. In this fashion, if the ratio of F/C was less than 4.6 the signal was classified as stego.

4.1.3 Statistics of MDCT coefficients

Using the notations of the MP3 standard, the “*part2_3_length*” determines the number of bits used for encoding data of each frame in the MP3 bit stream. If the parity of *part2_3_length* does not coincide with the embedding bit, MP3stego increases the step of quantization by one step. Apparently, this technique introduces extra distortion to the frequency components of these frames. In other words, the absolute value of MDCT coefficients decreases. If statistical distributions of the MDCT coefficients are known then this extra distortion may be detected. This idea was pursued by Qiao et al. [73]. They extracted different statistical metrics from the signal to capture any anomaly in its MDCT coefficients. First, the distribution of the MDCT coefficients in each frame was modeled by GGD. A second set of features was calculated from different sub-bands of the second order derivatives of the MDCT coefficients. The third and fourth sets of features were based on Markov transition probabilities calculated on the inter-frame and intra-frame MDCT coefficients. In the simulation results different combinations of features were considered and tested. The best results were achieved when all four sets of features were fused together. This work was further investigated and improved in [74], which added feature selection to the method and used a bigger database for evaluation.

Jin et al. used the same concept and extracted joint probability of adjacent MDCT coefficients in the same channel or the neighbor channels [75]. The work showed that for MP3 bit rates of 64, 128, and 192 kbps, transition ranges of $[-6, 6]$, $[-10, 10]$, $[-15, 15]$ were more appropriate, respectively. In each case the distribution of features was investigated and it was concluded that:

- 1) Features along the minor diagonal direction were more discriminative.
- 2) The features in the center of the transitions matrix were more powerful.

Based on these observations a method for reducing the number of features was proposed.

4.1.4 Calibrated steganalysis

The audio signal has a wide dynamic range, implying that some of its portions are much more complex and have faster transitions. Apparently these portions need much more bits for high quality representation of the signal. To solve this problem, the MP3 standard benefits from a short buffer mechanism called *bit reservoirs*. This technique keeps the average bit rate of the frames constant but allows the frames to have different bit rates. In this fashion, frames with low complexities are encoded with a lower number of bits and the extra bits are kept in the bit reservoir for more complex frames [76].

MP3stego embedded signals have typically larger quantization steps and therefore smaller values of coefficients. Therefore, the number of the required bits should decrease. MP3 uses the bit reservoir mechanism to store these extra bits for later frames. Based on these observations, it is expected that the statistics of the bit reservoir in the cover and stego files to be different. This idea was presented in [77]. The statistics of covers were estimated by recompression for mitigating effect of audio contents on the extracted features. Then the ratio of the mean to the standard deviation of the bit reservoir was calculated for both the incoming signal and its recompressed version. Absolute difference between these values was used for steganalysis. The method was tested on different bit rates of MP3 signals.

4.1.5 Statistics of quantization step

Yan et al. observed that while average value of the quantization steps between the stego and the cover signals do not changes considerably, the differences between quantization steps of the adjacent granules are increased [78]. According to the MP3 specifications, both granules of the same frame use the same psychoacoustic model. Furthermore, it is logical to assume that consecutive granules have similar characteristics. This paper argued that embedding reduces these similarities. Assuming the current granule is selected for embedding and its parity does not agree with the embedding bit, the algorithm increases the quantization step and adds the extra bits to the bit reservoir. If the next granule uses these extra bits, its quantization step is decreased. Therefore, it is very likely that the difference between the quantization steps of two consecutive granules would increase.

4.1.6 Steganalysis of UnderMP3Cover

UMP3C is another publicly available steganography tool for MP3 signals. It is an LSB embedding method that hides the information in the *global gain* of each granule. Therefore, unlike MP3stego, UMP3C takes an MP3 file as its input. It is noteworthy that UMP3C and MP3stego provide the same capacity.

Active steganalysis of UMP3C was conducted by Jin et al. [79]. Their method is a modified version of the regular-singular (RS) image steganalysis method [80]. In the RS method an invertible flipping function is defined. Then the effect of applying the flipping function on the noise of the signal is evaluated. Based on this criterion three groups of regular, singular and neither are defined for the case of increase, decrease, or no change in the noise of the flipped signal. The method also allows only some pixels to be flipped by defining a mask. In this fashion, if the value of the mask is one, the corresponding value is flipped. If the signal is a cover, then it is expected that the number of regular groups to be larger than the number of singular groups [80]. For steganalysis of UMP3C, global gains of MP3 were extracted, and then they were divided into groups of M samples. The noise of each group was calculated as:

$$f(G) = \sum_{i=1}^{M-1} |gg_k[i] - gg_k[i+1]| \quad (12)$$

where gg_k is the k group of the global gains. The flipping function was defined as:

$$F_1: 0 \leftrightarrow 1, 2 \leftrightarrow 3, \dots, 254 \leftrightarrow 255 \quad (13)$$

$$F_{-1}: -1 \leftrightarrow 0, 1 \leftrightarrow 2, \dots, 255 \leftrightarrow 256 \quad (14)$$

The number of regular and singular groups were determine for both F_1 and F_{-1} flipping function. These statistics were used for calculating the amount of hidden data. The system was tested with different embedding rates and different masks of length four ($M=4$). The results showed that the best performance was achieved when mask (0 1 1 0) was used and the groupings were done with maximum overlaps.

4.2.Summary

A summary of the papers of this section are presented in the Table 7.

Table 7 summary of MP3 steganalysis papers. Notations of the table are as follows SI: side information, BPB: bit per bit, R: maximum capacity ratio, -: not reported parameters, \times : non-applicable parameters

Ref.	Target Method	Domain	Feature No.	Classifier	Train size	Database Spec.		Performance	
						Clean No.	Min Capacity	TNR	TPR
[11]	MP3Stego	SI	-	Threshold	\times	-	12.6% R	84.4	79.3
[73]	MP3Stego	MDCT	214	SVM	75%	1000	16% R	ACC = 94.1	
[74]	Mp3Stego	MDCT	<200	SVM	60%	5000	40% R	ACC = 91.35	
[75]	Mp3Stego	MDCT	64 kb:41 128kb:115 192 kb:212	SVM	-	3000	10% R	86.48	94.37
[77]	MP3Stego	SI	1	SVM	50%	1200	0.001% BPB	75	73.38
[78]	Mp3Stego	SI	1	Threshold	\times	1456	10% R	80	96.72
[79]	UMP3C	SI	\times	\times	\times	200	3.3% R	\times	\times

5. Evaluation of Audio Steganalysis Methods

Reviewing previous works on audio steganalysis shows some shortcomings.

- 1- Most image steganalysis methods have been tested on BOSS or BOWS databases. Therefore, their reported results are comparable. On the other hand, in audio steganalysis such standard databases are not present and each work has used a different database. Evaluating performance of audio steganalysis methods on the same database makes a fair comparison between them easier, and alleviates this problem for future referencing.
- 2- Many different audio steganography techniques have been proposed, most of which are non-LSB methods. Referring to Table 4, it is evident that there is not a balance between the amount of work on LSB and non-LSB methods. Therefore, non-LSB methods have not been investigated properly.
- 3- In practical situations the warden does not have any prior knowledge about the embedding method. Thus, universal steganalysis resembles more closely with practical situations. According to Table 5, most of the previous works have only been investigated in targeted scenario. Consequently, universal steganalysis has not been investigated properly.

In this section we try to fill these gaps. To that end, we have used database of [27] which contained 4169 excerpts. Then, we have embedded each cover signal with LSB methods of Hide4pgp [44] and Steghide [34] and non-LSB methods of integer wavelet (i-wavelet) [54] and

DSSS in the frequency domain [55] at different embedding capacities. In this manner our database had a total number of 54197 excerpts. We implemented some of the most recent and well-cited audio steganalysis methods and evaluated them in the both targeted and semi-blind universal paradigms. We have used 10-fold cross validation with support vector machine (SVM) for this purpose.

5.1.Targeted Analysis

First, we have evaluated each method in the targeted paradigm. Table 8 presents results of this analysis.

Table 8. Performance of different feature sets in targeted scenario in terms of sensitivity (Se%) and specificity (Sp%). Capacity is expressed in terms of bit-per-symbol (BPS)

Method	Capacity/ Param.	MFCC [23]		D2-MFCC [24]		Markov [21]		R-Mel [27]	
		Se.	Sp.	Se.	Sp.	Se.	Sp.	Se.	Sp.
Hide4pgp	C = 4	91.2	84.4	99.3	95.9	100	89.4	100	99.8
	C = 2	66.5	65.7	96	87.7	100	68.4	99.7	98.5
	C = 1	47.3	56.7	89.2	80.2	100	61.2	98.3	94.9
Steghide	C = 0.5	42.2	52.3	86.3	77.3	93.2	43.1	97.3	93.2
	C = 0.25	36.5	50.3	79.4	73.7	91.8	32.1	94.8	89.9
	C = 0.12	33	50.8	72.1	71.7	68.8	33.1	91.8	87
I-Wavelet	C = 2	87.1	80.8	98.7	94.6	100	86.4	100	99.7
	C = 1	59.6	60.1	93.9	85.2	100	68	99.4	97.6
	C = 0.5	54.6	55.1	83.7	76.2	100	60.7	96.2	91.7
	C = 0.25	34.5	54.5	73.3	72.8	100	45.5	91.3	85.8
	C = 0.12	34.8	48.9	60.1	69.6	94.8	33.8	84.4	80.7
DSSS	$\alpha = 10$	95.8	89.5	99.8	97.3	99.7	89.3	100	99.8

Previous works have shown that HOS can improve performance of steganalysis [28, 33], also if an optimum sub-set of features are selected outstanding results may be achieved [28, 81]. Besides method of [28], none of the above mentioned methods have investigated effects of these parameters. Therefore, results of table 8 may not reflect maximum potency of each method. To address these issues, we have extended original methods by incorporating HOS and using the same methodology of [28] for feature selection. Results of these analyses are reported in table 9.

Table 9. Performance of different feature sets when combined with HOS and GA. Number of selected features are presented in the parenthesis after each method and capacity is expressed in terms of bit-per-symbol (BPS)

Method	Capacity/ Param.	MFCC (44)		D2-MFCC (29)		Markov (6)		R-Mel (12)	
		Se.	Sp.	Se.	Sp.	Se.	Sp.	Se.	Sp.
Hide4pgp	C = 4	71.4	81.2	99.5	97.5	100	99.9	100	100
	C = 2	60.7	71.5	96.7	91.9	99.7	95.1	99.7	99.6
	C = 1	52.1	63.1	91.5	84.8	100	85.2	99	98.3
Steghide	C = 0.5	50.5	59.5	88.6	81.6	99	61.7	98.2	97.7
	C = 0.25	47.8	56.3	83.3	77.7	94.2	58.8	97.5	96.1
	C = 0.12	46.2	54.7	76.6	73.6	73	57.6	96.7	95
I-Wavelet	C = 2	71	80.3	99.2	96.8	99.7	99.8	99.9	99.9
	C = 1	56.8	67.8	95	89.8	99.4	87.9	99.5	99.1
	C = 0.5	43.5	57.4	86.4	79.6	99.8	78.3	97.9	96.7
	C = 0.25	44.7	56.9	77.2	74.7	99.2	64.7	96.3	94.7
	C = 0.12	40.1	56.3	61.9	68	98.3	56.4	92.4	88.8
DSSS	$\alpha = 10$	74.7	83	99.7	98.2	99.6	99.8	100	100

Finally, receiver operating characteristics (ROC) of both original and extended feature sets for detection of Steghide at capacity of 0.5 BPS are shown in figure 7.

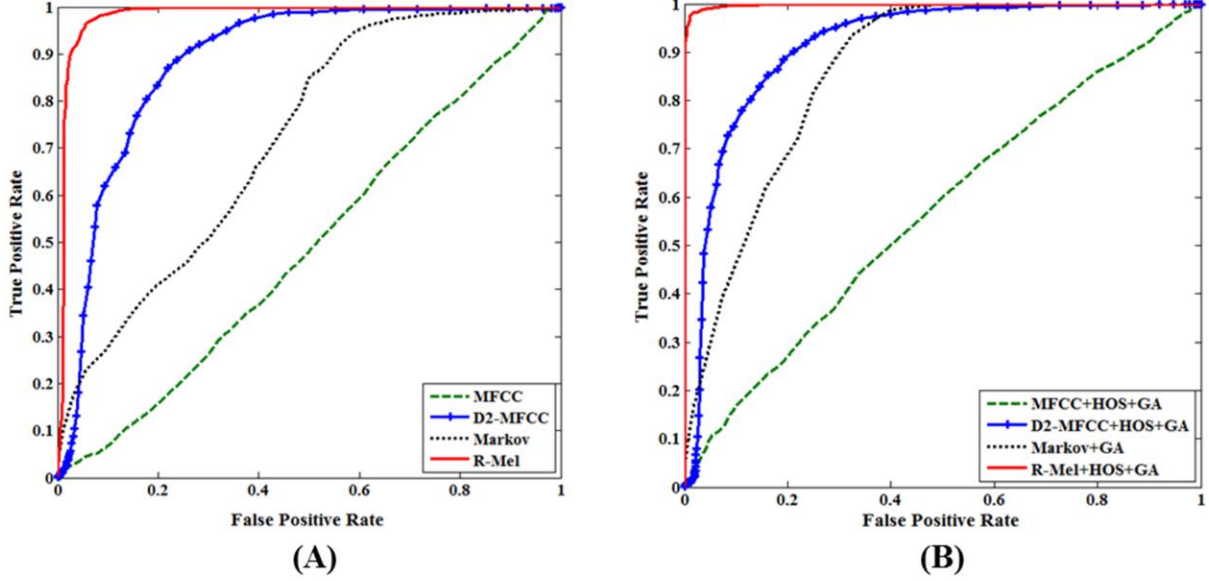


Figure 7. ROC of different feature sets for detection of Steghide at capacity of 0.5 BPS in the targeted paradigm
(A) Original feature sets (B) Extended feature sets

Comparing results of tables 8 and 9 shows that the extended methods have shown considerable improvements. Also, the best result is achieved when R-Mel method is combined with HOS and GA. Finally, comparing values of area under the curve of different feature sets confirms that R-Mel outperforms other methods.

5.2. Universal Analysis

We compared performances of original and extended methods in the universal paradigm. These results are shown in table 10. Furthermore, ROCs of all feature sets are presented in figure 8.

Table 10. Performance of different feature sets and their extended version in the universal scenarios.

	Method	Ref.	Feature No.	Results	
				Se.	Sp.
Original methods	MFCC	[23]	29	45.8	82.5
	D2-MFCC	[24]	29	74	84.7
	Markov	[21]	169	82.9	58.4
	R-Mel	[27]	29	88.6	94.3
Methods +HOS +GA	MFCC	-	44	50.4	76.1
	D2-MFCC	-	29	73.4	91.7
	Markov	-	6	81.7	69.6
	R-Mel	-	12	94.9	98

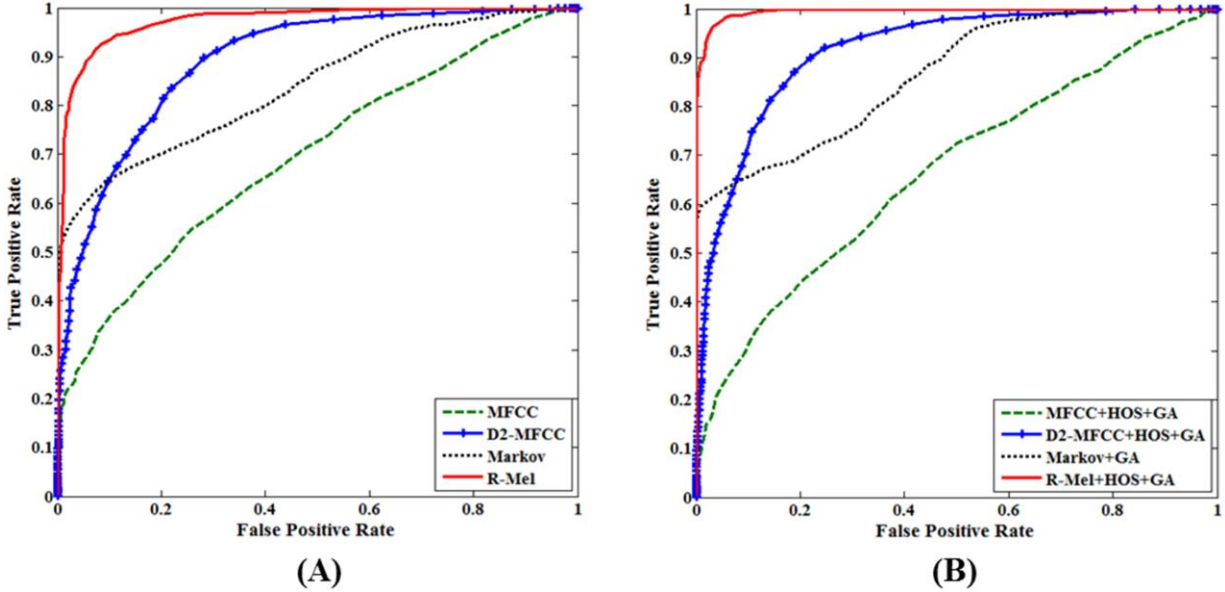


Figure 8. ROC of different feature sets in the universal paradigm

(A) Original feature sets (B) Extended feature sets

Comparing results of table 10 and figure 8 shows that mostly extended methods outperform their original counterparts. Also, the best results are achieved when R-Mel features are fused with HOS and GA.

6. Future Works

This section discusses some directions that may be worth further investigation.

- 1- Steganalysis is an implementation of a passive warden. Robustness of steganography methods against an active warden should be addressed and robust methods should be determined.
- 2- To address steganalysis of robust methods, most of the reviewed papers have investigated the detection of watermarking systems (table 4). Comparing the main objective of steganography and watermarking systems shows that while a steganography system should be undetectable; this is not the main concern in watermarking. Therefore, reliable detection of watermarking systems hardly may be interpreted as reliable detection of robust steganography methods. Detection of robust steganography methods needs to be considered separately.
- 3- Referring to table 4, it is evident that there is not a balance between the amount of work on LSB and non-LSB methods. Although we tried to test some non LSB methods in our analysis in section 5, yet non-LSB methods need more investigations.
- 4- According to table 5, most of the previous works have only investigated targeted steganalysis. We tried to alleviate this by evaluating their universal steganalysis performance under semi-blind scenario in section 5. Future work may focus on blind universal audio steganalysis.

- 5- Most of the successful image steganalysis methods are based on calibration. A more thorough investigation of cover estimation techniques in audio and proposing an efficient one would lead to more effective steganalysis systems.
- 6- While there is a rich literature on steganalysis, cover space has not been considered properly. Specifically, the impact of cover contents (speech/music or genre of music), sampling frequency, quantization depth and etc. on steganalysis systems should be addressed more thoroughly.
- 7- The idea of signal complexity and its relation to steganalysis was proposed in [20]. Proposing a better complexity measure for steganalysis applications would be fruitful for both steganography and steganalysis applications.
- 8- Most of current steganalysis methods process a frame of the signal and then use moments of their results for steganalysis. A framed based method is another approach that has not been considered yet. Such method may make a decision about every frame and then use an appropriate rule for making the final decision. Also, such method would be very beneficial for steganography and its results can be used for a better understanding of the cover space and implementing adaptive steganography methods.
- 9- Previous works have shown the effect of audio contents on the result of steganalysis [17]. Therefore, implementing a proper clustering method before steganalysis and investigating its effect seems to be fruitful.
- 10- Current literature has only considered steganalysis of mono signals. Investigating the correlation between different channels of stereo signals may improve performance of steganalysis.
- 11- Referring to table 5, most methods have used SVM for classification. On the other hand recent image steganalysis methods suggest that better performances may be achieved if ensemble classifiers are employed. Furthermore, recent trends in pattern recognition tasks have turned considerably in favor of deep learning techniques. But, such approaches have not been investigated for image or audio steganalysis.
- 12- The main focus of MP3 methods has been on MP3Stego. Consequently, most of MP3 methods have not been investigated at all. Steganalysis of these methods should be addressed.
- 13- Different encoders for MP3 are available. In [82] it was shown that they exhibit different characteristics and thus they can be classified. Studying the effect of these differences on steganalysis systems seems another direction that needs investigation.

7. Conclusion

This work conducted an extensive survey on audio steganalysis literature and classified them into different categories. Reviewing the audio steganalysis literature showed that their main contributions had been in feature extraction. Therefore, we specifically paid more attention to this part. Considering the type of cover signal, the systems were broadly divided into non-compressed (raw) and compressed (MP3) methods. Furthermore, considering the absence/presence of prior knowledge about the embedding method, the systems were divided into two groups of universal and targeted methods. For a better comparison between different works each subsection of the paper was concluded with a summary of the relevant papers. Also, to conduct a fair comparison

between different methods, some of them were implemented and were tested on the same database, on both LSB and non LSB steganography methods, and in both targeted and universal paradigms. Finally, existing methods were extended by incorporating HOS and optimum feature selection based on GA for finding maximum potency of each method. In the end, some future directions for audio steganalysis were discussed.

REFERENCES:

1. Wang, X., Teng, L., and Qin, X., 'A Novel Colour Image Encryption Algorithm Based on Chaos', *Signal Processing*, 2012, 92, (4), pp. 1101-1108.
2. Ghasemzadeh, H., Mehrara, H., and Khas, M.T., 'Cipher-Text Only Attack on Hopping Window Time Domain Scramblers', *Computer and Knowledge Engineering (ICCKE), 2014 4th International eConference on*, (IEEE, 2014)
3. Chen, T.-H. and Wu, C.-S., 'Efficient Multi-Secret Image Sharing Based on Boolean Operations', *Signal Processing*, 2011, 91, (1), pp. 90-97.
4. Ehdaie, M., Eghlidos, T., and Aref, M.R., 'A Novel Secret Sharing Scheme from Audio Perspective', in, *Telecommunications, 2008. IST 2008. International Symposium on*, (IEEE, 2008)
5. Cox, I., Miller, M., Bloom, J., Fridrich, J., and Kalker, T., *Digital Watermarking and Steganography*, (Morgan Kaufmann, 2007)
6. Simmons, G.J., 'The Prisoners' Problem and the Subliminal Channel', in, *Advances in Cryptology*, (Springer, 1984)
7. Böhme, R., *Advanced Statistical Steganalysis*, (Springer Science & Business Media, 2010)
8. Ker, A.D., Bas, P., Böhme, R., Coganne, R., Craver, S., Filler, T., Fridrich, J., and Pevný, T., 'Moving Steganography and Steganalysis from the Laboratory into the Real World', in, *Proceedings of the first ACM workshop on Information hiding and multimedia security*, (ACM, 2013)
9. Luo, X.-Y., Wang, D.-S., Wang, P., and Liu, F.-L., 'A Review on Blind Detection for Image Steganography', *Signal Processing*, 2008, 88, (9), pp. 2138-2157.
10. Chandramouli, R., 'A Mathematical Framework for Active Steganalysis', *Multimedia Systems*, 2003, 9, (3), pp. 303-311.
11. Dittmann, J. and Hesse, D., 'Network Based Intrusion Detection to Detect Steganographic Communication Channels: On the Example of Audio Data', in, *Multimedia Signal Processing, 2004 IEEE 6th Workshop on*, (IEEE, 2004)
12. Petitcolas, F.A., 'Mp3stego', (1998)
13. Ru, X.-M., Zhang, H.-J., and Huang, X., 'Steganalysis of Audio: Attacking the Steghide', in, *Machine Learning and Cybernetics, 2005. Proceedings of 2005 International Conference on*, (IEEE, 2005)
14. Fu, J.-w., Qi, Y.-c., and Yuan, J.-S., 'Wavelet Domain Audio Steganalysis Based on Statistical Moments and Pca', in, *Wavelet Analysis and Pattern Recognition, 2007. ICWAPR'07. International Conference on*, (IEEE, 2007)
15. Kokkinos, I. and Maragos, P., 'Nonlinear Speech Analysis Using Models for Chaotic Systems', *Speech and Audio Processing, IEEE Transactions on*, 2005, 13, (6), pp. 1098-1109.

16. Banbrook, M., McLaughlin, S., and Mann, I., 'Speech Characterization and Synthesis by Nonlinear Methods', *Speech and Audio Processing, IEEE Transactions on*, 1999, 7, (1), pp. 1-17.
17. Koçal, O.H., Yürüklü, E., and Avcibas, I., 'Chaotic-Type Features for Speech Steganalysis', *IEEE Transactions on Information Forensics and Security*, 2008, 3, (4), pp. 651-661.
18. Abarbanel, H.D., Brown, R., Sidorowich, J.J., and Tsimring, L.S., 'The Analysis of Observed Chaotic Data in Physical Systems', *Reviews of modern physics*, 1993, 65, (4), p. 1331.
19. Shi, Y.Q., Chen, C., and Chen, W., 'A Markov Process Based Approach to Effective Attacking Jpeg Steganography', in, *Information hiding*, (Springer, 2007)
20. Liu, Q., Sung, A.H., and Qiao, M., 'Novel Stream Mining for Audio Steganalysis', in, *Proceedings of the 17th ACM international conference on Multimedia*, (ACM, 2009)
21. Liu, Q., Sung, A.H., and Qiao, M., 'Derivative-Based Audio Steganalysis', *ACM Transactions on Multimedia Computing, Communications, and Applications (TOMCCAP)*, 2011, 7, (3), p. 18.
22. Rekik, S., Selouani, S.-A., Guerchi, D., and Hamam, H., 'An Autoregressive Time Delay Neural Network for Speech Steganalysis', in, *Information Science, Signal Processing and their Applications (ISSPA), 2012 11th International Conference on*, (IEEE, 2012)
23. Kraetzer, C. and Dittmann, J., 'Mel-Cepstrum-Based Steganalysis for Voip Steganography', in, *Electronic Imaging 2007*, (International Society for Optics and Photonics, 2007)
24. Liu, Q., Sung, A.H., and Qiao, M., 'Temporal Derivative-Based Spectrum and Mel-Cepstrum Audio Steganalysis', *Information Forensics and Security, IEEE Transactions on*, 2009, 4, (3), pp. 359-368.
25. Wei, Y., Guo, L., Wang, Y., and Wang, C., 'A Blind Audio Steganalysis Based on Feature Fusion', *Journal of Electronics (China)*, 2011, 28, (3), pp. 265-276.
26. Özer, H., Sankur, B., Memon, N., and Avcıbaşı, İ., 'Detection of Audio Covert Channels Using Statistical Footprints of Hidden Messages', *Digital Signal Processing*, 2006, 16, (4), pp. 389-401.
27. Ghasemzadeh, H. and Arjmandi, M.K., 'Reversed-Mel Cepstrum Based Audio Steganalysis', in, *Computer and Knowledge Engineering (ICCKE), 2014 4th International eConference on*, (IEEE, 2014)
28. Ghasemzadeh, H., Tajik Khas, M., and Khalil Arjmandi, M., 'Audio Steganalysis Based on Reversed Psychoacoustic Model of Human Hearing', *Digital Signal Processing*, 2016, 51, pp. 133-141.
29. Ghasemzadeh, H., 'A Metaheuristic Approach for Solving Jigsaw Puzzles', in, *Intelligent Systems (ICIS), 2014 Iranian Conference on*, (IEEE, 2014)
30. Coifman, R.R. and Donoho, D.L., *Translation-Invariant De-Noising*, (Springer, 1995)
31. Liu, Y., Chiang, K., Corbett, C., Archibald, R., Mukherjee, B., and Ghosal, D., 'A Novel Audio Steganalysis Based on High-Order Statistics of a Distortion Measure with Hausdorff Distance', *Information Security*, (Springer, 2008)
32. Geetha, S., Ishwarya, N., and Kamaraj, N., 'Audio Steganalysis with Hausdorff Distance Higher Order Statistics Using a Rule Based Decision Tree Paradigm', *Expert Systems with Applications*, 2010, 37, (12), pp. 7469-7482.

33. Lyu, S. and Farid, H., 'Detecting Hidden Messages Using Higher-Order Statistics and Support Vector Machines', in, *Information Hiding*, (Springer, 2003)
34. Hetzl, S. and Mutzel, P., 'A Graph-Theoretic Approach to Steganography', in, *Communications and Multimedia Security*, (Springer, 2005)
35. Quinlan, J.R., *C4. 5: Programs for Machine Learning*, (Morgan kaufmann, 1993)
36. Kexin, Z., 'Audio Steganalysis of Spread Spectrum Hiding Based on Statistical Moment', in, *Signal Processing Systems (ICSPS), 2010 2nd International Conference on*, (IEEE, 2010)
37. Zeng, W., Hu, R., and Ai, H., 'Audio Steganalysis of Spread Spectrum Information Hiding Based on Statistical Moment and Distance Metric', *Multimedia Tools and Applications*, 2011, 55, (3), pp. 525-556.
38. Avcibas, I., 'Audio Steganalysis with Content-Independent Distortion Measures', *IEEE Signal Processing Letters*, 2006, 13, (2).
39. Johnson, M.K., Lyu, S., and Farid, H., 'Steganalysis of Recorded Speech', in, *Electronic Imaging 2005*, (International Society for Optics and Photonics, 2005)
40. Lang, A. and Dittmann, J., 'Profiles for Evaluation and Their Usage in Audio Wet', in, *IS&T/SPIE's 18th Annual Symposium, Electronic Imaging*, (2006)
41. Cox, I.J., Kilian, J., Leighton, F.T., and Shamoon, T., 'Secure Spread Spectrum Watermarking for Multimedia', *Image Processing, IEEE Transactions on*, 1997, 6, (12), pp. 1673-1687.
42. Bender, W., Gruhl, D., Morimoto, N., and Lu, A., 'Techniques for Data Hiding', *IBM systems journal*, 1996, 35, (3.4), pp. 313-336.
43. Kirovski, D. and Malvar, H.S., 'Spread-Spectrum Watermarking of Audio Signals', *Signal Processing, IEEE Transactions on*, 2003, 51, (4), pp. 1020-1033.
44. Repp, H., 'Hide4pgp', Available: www.heinz-repp.onlinehome.de/Hide4PGP.htm, 1996.
45. <http://www.invisiblesecrets.com/>, accessed Date Accessed
46. Sharp, T., 'An Implementation of Key-Based Digital Signal Steganography', in, *Information hiding*, (Springer, 2001)
47. <http://www.steganos.com>, accessed Date Accessed
48. http://info.umuc.edu/its/online_lab/ifsm459/s-tools4/, accessed Date Accessed
49. Gopalan, K., Wenndt, S.J., Adams, S.F., and Haddad, D.M., 'Audio Steganography by Amplitude or Phase Modification', in, *Electronic Imaging 2003*, (International Society for Optics and Photonics, 2003)
50. Rekik, S., Guerchi, D., Selouani, S.-A., and Hamam, H., 'Speech Steganography Using Wavelet and Fourier Transforms', *EURASIP Journal on Audio, Speech, and Music Processing*, 2012, 2012, (1), pp. 1-14.
51. Tolba, M.F., Ghonemy, M.-S., Taha, I.-H., and Khalifa, A.S., 'High Capacity Image Steganography Using Wavelet-Based Fusion', in, *Computers and Communications, 2004. Proceedings. ISCC 2004. Ninth International Symposium on*, (IEEE, 2004)
52. <http://www.jjtc.com/Steganography/tools.html>, accessed Date Accessed
53. Fridrich, J. and Goljan, M., 'Digital Image Steganography Using Stochastic Modulation', in, *Electronic Imaging 2003*, (International Society for Optics and Photonics, 2003)

54. Shirali-Shahreza, S. and Manzuri-Shalmani, M., 'High Capacity Error Free Wavelet Domain Speech Steganography', in, *Acoustics, Speech and Signal Processing, 2008. ICASSP 2008. IEEE International Conference on*, (IEEE, 2008)
55. Nugraha, R.M., 'Implementation of Direct Sequence Spread Spectrum Steganography on Audio Data', in, *Electrical Engineering and Informatics (ICEEI), 2011 International Conference on*, (IEEE, 2011)
56. Djebbar, F., Ayad, B., Meraim, K.A., and Hamam, H., 'Comparative Study of Digital Audio Steganography Techniques', *EURASIP Journal on Audio, Speech, and Music Processing*, 2012, 2012, (1), pp. 1-16.
57. Zeng, W., Ai, H., and Hu, R., 'A Novel Steganalysis Algorithm of Phase Coding in Audio Signal', in, *Advanced Language Processing and Web Information Technology, 2007. ALPIT 2007. Sixth International Conference on*, (IEEE, 2007)
58. Zeng, W., Ai, H., and Hu, R., 'An Algorithm of Echo Steganalysis Based on Power Cepstrum and Pattern Classification', in, *Audio, Language and Image Processing, 2008. ICALIP 2008. International Conference on*, (IEEE, 2008)
59. Wang, Y., Wen, H., Jian, Z., and Wu, Z., 'Steganalysis on Positive and Negative Echo Hiding Based on Skewness and Kurtosis', in, *Industrial Electronics and Applications (ICIEA), 2014 IEEE 9th Conference on*, (IEEE, 2014)
60. Xie, C., Cheng, Y., and Chen, Y., 'An Active Steganalysis Approach for Echo Hiding Based on Sliding Windowed Cepstrum', *Signal Processing*, 2011, 91, (4), pp. 877-889.
61. Ghasemzadeh, H. and Keyvanrad, M.H., 'Toward a Robust and Secure Echo Steganography Method Based on Parameters Hopping', in, *Signal Processing and Intelligent Systems*, (2015)
62. Qi, Y.-C., Ye, L., and Liu, C., 'Wavelet Domain Audio Steganalysis for Multiplicative Embedding Model', in, *Wavelet Analysis and Pattern Recognition, 2009. ICWAPR 2009. International Conference on*, (IEEE, 2009)
63. Platt, C., Undermp3cover', (2004)
64. Achmad, Z., Mp3stegz', (2008)
65. Yan, D. and Wang, R., 'Huffman Table Swapping-Based Steganography for Mp3 Audio', *Multimedia Tools and Applications*, 2011, 52, (2-3), pp. 291-305.
66. Diquan, Y., Rangding, W., and Liguang, Z., 'Quantization Step Parity-Based Steganography for Mp3 Audio', *Fundamenta Informaticae*, 2009, 97, (1), pp. 1-14.
67. Kim, D.-H., Yang, S.-J., and Chung, J.-H., 'Additive Data Insertion into Mp3 Bitstream Using Linbits Characteristics', in, *Acoustics, Speech, and Signal Processing, 2004. Proceedings.(ICASSP'04). IEEE International Conference on*, (IEEE, 2004)
68. Menon, R.J.: 'Mp3 Steganography and Steganalysis', University of Rhode Island, 2008
69. Gang, L., Akansu, A.N., and Ramkumar, M., 'Mp3 Resistant Oblivious Steganography', in, *Acoustics, Speech, and Signal Processing, IEEE International Conference on*, (IEEE, 2001)
70. Shirali-Shahreza, M.H. and Shirali-Shahreza, S., 'Real-Time and Mpeg-1 Layer Iii Compression Resistant Steganography in Speech', *IET information security*, 2010, 4, (1), pp. 1-7.
71. Zaturenskiy, M., 'Mp3 Files as a Steganography Medium', in, *Proceedings of the 2nd annual conference on Research in information technology*, (ACM, 2013)
72. Westfeld, A., 'Detecting Low Embedding Rates', in, *Information Hiding*, (Springer, 2003)

73. Qiao, M., Sung, A.H., and Liu, Q., 'Feature Mining and Intelligent Computing for Mp3 Steganalysis', in, *Bioinformatics, Systems Biology and Intelligent Computing, 2009. IJCBS'09. International Joint Conference on*, (IEEE, 2009)
74. Qiao, M., Sung, A.H., and Liu, Q., 'Mp3 Audio Steganalysis', *Information Sciences*, 2013, 231, pp. 123-134.
75. Jin, C., Wang, R., Yan, D., Ma, P., and Yang, K., 'A Novel Detection Scheme for Mp3stego with Low Payload', in, *Signal and Information Processing (ChinaSIP), 2014 IEEE China Summit & International Conference on*, (IEEE, 2014)
76. Thiagarajan, J.J. and Spanias, A., 'Analysis of the Mpeg-1 Layer Iii (Mp3) Algorithm Using Matlab', *Synthesis Lectures on Algorithms and Software in Engineering*, 2011, 3, (3), pp. 1-129.
77. Yan, D. and Wang, R., 'Detection of Mp3stego Exploiting Recompression Calibration-Based Feature', *Multimedia Tools and Applications*, 2014, 72, (1), pp. 865-878.
78. Yan, D., Wang, R., Yu, X., and Zhu, J., 'Steganalysis for Mp3stego Using Differential Statistics of Quantization Step', *Digital Signal Processing*, 2013, 23, (4), pp. 1181-1185.
79. Jin, C., Wang, R., Yan, D., and Yu, X., 'Steganalysis of Undermp3cover', *Journal of Computational Information Systems*, 2012, 8, (24), pp. 10459-10468.
80. Fridrich, J., Goljan, M., and Du, R., 'Reliable Detection of Lsb Steganography in Color and Grayscale Images', in, *Proceedings of the 2001 workshop on Multimedia and security: new challenges*, (ACM, 2001)
81. Ghasemzadeh, H., Khass, M.T., Arjmandi, M.K., and Pooyan, M., 'Detection of Vocal Disorders Based on Phase Space Parameters and Lyapunov Spectrum', *Biomedical Signal Processing and Control*, 2015, 22, pp. 135-145.
82. Böhme, R. and Westfeld, A., 'Statistical Characterisation of Mp3 Encoders for Steganalysis', in, *Proceedings of the 2004 workshop on Multimedia and security*, (ACM, 2004)