

Sparse Kernel Canonical Correlation Analysis via ℓ_1 -regularization*

Xiaowei Zhang^{†1}, Delin Chu¹, Li-Zhi Liao² and Michael K. Ng²

¹Department of Mathematics, National University of Singapore.

²Department of Mathematics, Hong Kong Baptist University.

Abstract

Canonical correlation analysis (CCA) is a multivariate statistical technique for finding the linear relationship between two sets of variables. The kernel generalization of CCA named kernel CCA has been proposed to find nonlinear relations between datasets. Despite their wide usage, they have one common limitation that is the lack of sparsity in their solution. In this paper, we consider sparse kernel CCA and propose a novel sparse kernel CCA algorithm (SKCCA). Our algorithm is based on a relationship between kernel CCA and least squares. Sparsity of the dual transformations is introduced by penalizing the ℓ_1 -norm of dual vectors. Experiments demonstrate that our algorithm not only performs well in computing sparse dual transformations but also can alleviate the over-fitting problem of kernel CCA.

1 Introduction

The description of relationship between two sets of variables has long been an interesting topic to many researchers. Canonical correlation analysis (CCA), which was originally introduced in [26], is a multivariate statistical technique for finding the linear relationship between two sets of variables. Those two sets of variables can be considered as different views of the same object or views of different objects, and are assumed to contain some joint information in the correlations between them. CCA seeks a linear transformation for each of the two sets of variables in a way that the projected variables in the transformed space are maximally correlated.

Let $\{x_i\}_{i=1}^n \in \mathbf{R}^{d_1}$ and $\{y_i\}_{i=1}^n \in \mathbf{R}^{d_2}$ be n samples for variables x and y , respectively. Denote

$$X = [x_1 \ \cdots \ x_n] \in \mathbf{R}^{d_1 \times n}, \quad Y = [y_1 \ \cdots \ y_n] \in \mathbf{R}^{d_2 \times n},$$

and assume both $\{x_i\}_{i=1}^n$ and $\{y_i\}_{i=1}^n$ have zero mean, i.e., $\sum_{i=1}^n x_i = 0$ and $\sum_{i=1}^n y_i = 0$. Then CCA solves the following optimization problem

$$\begin{aligned} \max_{w_x, w_y} \quad & w_x^T X Y^T w_y \\ \text{s.t.} \quad & w_x^T X X^T w_x = 1, \\ & w_y^T Y Y^T w_y = 1, \end{aligned} \tag{1.1}$$

to get the first pair of *weight vectors* w_x and w_y , which are further utilized to obtain the first pair of *canonical variables* $w_x^T X$ and $w_y^T Y$, respectively. For the rest pairs of weight vectors and canonical variables, CCA solves sequentially the same problem as (1.1) with additional constraints of orthogonality among canonical variables. Suppose we have obtained a pair of linear transformations $W_x \in \mathbf{R}^{d_1 \times l}$ and

*Part of the material in this paper was presented in [10] and [56].

[†]Corresponding author: zxwtroy87@gmail.com

$W_y \in \mathbf{R}^{d_2 \times l}$, then for a pair of new data (x, y) , its projection into the new coordinate system determined by (W_x, W_y) will be

$$(W_x^T x, W_y^T y). \quad (1.2)$$

Since CCA only consider linear transformation of the original variables, it can not capture nonlinear relations among variables. However, in a wide range of practical problems linear relations may not be adequate for studying relation among variables. Detecting nonlinear relations among data is important and useful in modern data analysis, especially when dealing with data that are not in the form of vectors, such as text documents, images, micro-array data and so on. A natural extension, therefore, is to explore and exploit nonlinear relations among data. There has been a wide concern in the nonlinear CCA [11, 30], among which one most frequently used approach is the kernel generalization of CCA, named kernel canonical correlation analysis (kernel CCA). Motivated from the development and successful applications of kernel learning methods [37, 39], such as support vector machines (SVM) [7, 37], kernel principal component analysis (KPCA) [38], kernel Fisher discriminant analysis [33], kernel partial least squares [36] and so on, there has emerged lots of research on kernel CCA [1, 32, 2, 16, 17, 25, 24, 29, 30, 39].

Kernel methods have attracted a great deal of attention in the field of nonlinear data analysis. In kernel methods, we first implicitly represent data as elements in reproducing kernel Hilbert spaces associated with positive definite kernels, then apply linear algorithms on the data and substitute the linear inner product by kernel functions, which results in nonlinear variants. The main idea of kernel CCA is that we first virtually map data X into a high dimensional *feature space* \mathcal{H}_x via a mapping ϕ_x such that data in the feature space become

$$\Phi_x = [\phi_x(x_1) \ \cdots \ \phi_x(x_n)] \in \mathbf{R}^{\mathcal{N}_x \times n},$$

where \mathcal{N}_x is the dimension of feature space \mathcal{H}_x that can be very high or even infinite. The mapping ϕ_x from input data to the feature space \mathcal{H}_x is performed implicitly by considering a *positive definite kernel function* κ_x satisfying

$$\kappa_x(x_1, x_2) = \langle \phi_x(x_1), \phi_x(x_2) \rangle, \quad (1.3)$$

where $\langle \cdot, \cdot \rangle$ is an inner product in \mathcal{H}_x , rather than by giving the coordinates of $\phi_x(x)$ explicitly. The feature space \mathcal{H}_x is known as the *Reproducing Kernel Hilbert Space (RKHS)* [49] associated with kernel function κ_x . In the same way, we can map Y into a feature space \mathcal{H}_y associated with kernel κ_y through mapping ϕ_y such that

$$\Phi_y = [\phi_y(y_1) \ \cdots \ \phi_y(y_n)] \in \mathbf{R}^{\mathcal{N}_y \times n}.$$

After mapping X to Φ_x and Y to Φ_y , we then apply ordinary linear CCA to data pair (Φ_x, Φ_y) .

Let

$$K_x = \langle \Phi_x, \Phi_x \rangle = [\kappa_x(x_i, x_j)]_{i,j=1}^n \in \mathbf{R}^{n \times n}, \quad K_y = \langle \Phi_y, \Phi_y \rangle = [\kappa_y(y_i, y_j)]_{i,j=1}^n \in \mathbf{R}^{n \times n} \quad (1.4)$$

be matrices consisting of inner products of datasets \mathcal{X} and \mathcal{Y} , respectively. K_x and K_y are called *kernel matrices* or *Gram matrices*. Then kernel CCA seeks linear transformation in the feature space by expressing the weight vectors as linear combinations of the training data, that is

$$w_x = \Phi_x \alpha = \sum_{i=1}^n \alpha_i \phi_x(x_i), \quad w_y = \Phi_y \beta = \sum_{i=1}^n \beta_i \phi_y(y_i),$$

where $\alpha, \beta \in \mathbf{R}^n$ are called *dual vectors*. The first pair of dual vectors can be determined by solving the following optimization problem

$$\begin{aligned} \max_{\alpha, \beta} \quad & \alpha^T K_x K_y \beta \\ \text{s.t.} \quad & \alpha^T K_x^2 \alpha = 1, \\ & \beta^T K_y^2 \beta = 1. \end{aligned} \quad (1.5)$$

The rest pairs of dual vectors are obtained via sequentially solving the same problem as (1.5) with extra constraints of orthogonality. More details on the derivation of kernel CCA are presented in Section 2.

Suppose we have obtained dual transformations $\mathcal{W}_x, \mathcal{W}_y \in \mathbf{R}^{n \times l}$ and corresponding CCA transformations $W_x \in \mathbf{R}^{\mathcal{N}_x \times l}$ and $W_y \in \mathbf{R}^{\mathcal{N}_y \times l}$ in feature spaces, then projection of data pair (x, y) onto the

kernel CCA directions can be computed by first mapping x and y into the feature space \mathcal{H}_x and \mathcal{H}_y , then evaluate their inner products with W_x and W_y . More specifically, projections can be carried out as

$$\langle W_x, \phi_x(x) \rangle = \langle \Phi_x \mathcal{W}_x, \phi_x(x) \rangle = \mathcal{W}_x^T K_x(X, x), \quad (1.6)$$

with $K_x(X, x) = [\kappa_x(x_1, x) \ \cdots \ \kappa_x(x_n, x)]^T$, and

$$\langle W_y, \phi_y(y) \rangle = \langle \Phi_y \mathcal{W}_y, \phi_y(y) \rangle = \mathcal{W}_y^T K_y(Y, y), \quad (1.7)$$

with $K_y(Y, y) = [\kappa_y(y_1, y) \ \cdots \ \kappa_y(y_n, y)]^T$.

Both optimization problems (1.1) and (1.5) can be solved by considering generalized eigenvalue problems [4] of the form

$$Ax = \lambda Bx, \quad (1.8)$$

where A, B are symmetric positive semi-definite. This generalized eigenvalue problem can be solved efficiently using approaches from numerical linear algebra [19]. CCA and kernel CCA have been successfully applied in many fields, including cross-language documents retrieval [47], content-based image retrieval [25], bioinformatics [46, 53], independent component analysis [2, 17], computation of principal angles between linear subspaces [6, 20].

Despite the wide usage of CCA and kernel CCA, they have one common limitation that is lack of sparseness in transformation matrices W_x and W_y and dual transformation matrices \mathcal{W}_x and \mathcal{W}_y . Equation (1.2) shows that projections of the data pair x and y are linear combinations of themselves which make interpretation of the extracted features difficult if the transformation matrices W_x and W_y are dense. Similarly, from (1.6) and (1.7) we can see that the kernel functions $\kappa_x(x_i, x)$ and $\kappa_y(y_i, y)$ must be evaluated for all $\{x_i\}_{i=1}^n$ and $\{y_i\}_{i=1}^n$ when dual transformation matrices \mathcal{W}_x and \mathcal{W}_y are dense, which can lead to excessive computational time to compute projections of new data. To handle the limitation of CCA, researchers suggested to incorporate sparsity into weight vectors and many papers have studied sparse CCA [9, 23, 35, 40, 41, 48, 50, 51, 52]. Similarly, we shall find sparse solutions for kernel CCA so that projections of new data can be computed by evaluating the kernel function at a subset of the training data. Although there are many sparse kernel approaches [5], such as support vector machines [37], relevance vector machine [45] and sparse kernel partial least squares [14, 34], seldom can be found in the area of sparse kernel CCA [13, 43].

In this paper we first consider a new sparse CCA approach and then generalize it to incorporate sparsity into kernel CCA. A relationship between CCA and least squares is established so that CCA solutions can be obtained by solving a least squares problem. We attempt to introduce sparsity by penalizing ℓ_1 -norm of the solutions, which eventually leads to a ℓ_1 -norm penalized least squares optimization problem of the form

$$\min_{x \in \mathbf{R}^d} \frac{1}{2} \|Ax - b\|_2^2 + \lambda \|x\|_1,$$

where $\lambda > 0$ is a regularizer controlling the sparsity of x . We adopt a fixed-point continuation (FPC) method [21, 22] to solve the ℓ_1 -norm regularized least squares above, which results in a new sparse CCA algorithm (SCCA_LS). Since the optimization criteria of CCA and kernel CCA are of the same form, the same idea can be extended to kernel CCA to get a sparse kernel CCA algorithm (SKCCA).

The remainder of the paper is organized as follows. In Section 2, we present background results on both CCA and kernel CCA, including a full parameterization of the general solutions of CCA and a detailed derivation of kernel CCA. In Section 3, we first establish a relationship between CCA and least squares problems, then based on this relationship we propose to incorporate sparsity into CCA by penalizing the least squares with ℓ_1 -norm. Solving the penalized least squares problems by FPC leads to a new sparse CCA algorithm SCCA_LS. In Section 4, we extend the idea of deriving SCCA_LS to its kernel counterpart, which results in a novel sparse kernel CCA algorithm SKCCA. Numerical results of applying the newly proposed algorithms to various applications and comparative empirical results with other algorithms are presented in Section 5. Finally, we draw some conclusion remarks in Section 6.

2 Background

In this section we provide enough background results on CCA and kernel CCA so as to make the paper self-contained. In the first subsection, we present the full parameterization of the general solutions of CCA and related results; in the second subsection, based on the parameterization in previous subsection, we demonstrate a detailed derivation of kernel CCA.

2.1 Canonical correlation analysis

As stated in Introduction, by solving (1.1), or equivalently

$$\begin{aligned} \min_{w_x, w_y} \quad & \|X^T w_x - Y^T w_y\|_2^2 \\ \text{s.t.} \quad & w_x^T X X^T w_x = 1, \\ & w_y^T Y Y^T w_y = 1, \end{aligned} \quad (2.1)$$

we can get a pair of weight vectors w_x and w_y for CCA. Only one pair of weight vectors is not enough for most practical problems, however. To obtain multiple projections of CCA, we recursively solve the following optimization problem

$$\begin{aligned} (w_x^k, w_y^k) = \arg \max_{w_x, w_y} \quad & w_x^T X Y^T w_y \\ \text{s.t.} \quad & w_x^T X X^T w_x = 1, \\ & X^T w_x \perp \{X^T w_x^1, \dots, X^T w_x^{k-1}\}, \quad k = 2, \dots, l, \\ & w_y^T Y Y^T w_y = 1, \\ & Y^T w_y \perp \{Y^T w_y^1, \dots, Y^T w_y^{k-1}\}, \end{aligned} \quad (2.2)$$

where l is the number of projections we need. The unit vectors $X^T w_x^k$ and $Y^T w_y^k$ in (2.2) are called the k th pair of *canonical variables*. If we denote

$$W_x = [w_x^1 \ \dots \ w_x^l] \in \mathbf{R}^{d_1 \times l}, \quad W_y = [w_y^1 \ \dots \ w_y^l] \in \mathbf{R}^{d_2 \times l},$$

then we can show [9] that the optimization problem above is equivalent to

$$\begin{aligned} \max_{W_x, W_y} \quad & \text{Trace}(W_x^T X Y^T W_y) \\ \text{s.t.} \quad & W_x^T X X^T W_x = I, \quad W_x \in \mathbf{R}^{d_1 \times l}, \\ & W_y^T Y Y^T W_y = I, \quad W_y \in \mathbf{R}^{d_2 \times l}. \end{aligned} \quad (2.3)$$

Hence, optimization problem (2.3) will be used as the criterion of CCA.

A solution of (2.3) can be obtained via solving a generalized eigenvalue problem of the form (2.1). Furthermore, we can fully characterize all solutions of the optimization problem (2.3). Define

$$r = \text{rank}(X), \quad s = \text{rank}(Y), \quad m = \text{rank}(XY^T), \quad t = \min\{r, s\}.$$

Let the (reduced) SVD factorizations of X and Y be, respectively,

$$X = U \begin{bmatrix} \Sigma_1 \\ 0 \end{bmatrix} Q_1^T = [U_1 \ U_2] \begin{bmatrix} \Sigma_1 \\ 0 \end{bmatrix} Q_1^T = U_1 \Sigma_1 Q_1^T, \quad (2.4)$$

and

$$Y = V \begin{bmatrix} \Sigma_2 \\ 0 \end{bmatrix} Q_2^T = [V_1 \ V_2] \begin{bmatrix} \Sigma_2 \\ 0 \end{bmatrix} Q_2^T = V_1 \Sigma_2 Q_2^T, \quad (2.5)$$

where

$$\begin{aligned} U &\in \mathbf{R}^{d_1 \times d_1}, \quad U_1 \in \mathbf{R}^{d_1 \times r}, \quad U_2 \in \mathbf{R}^{d_1 \times (d_1 - r)}, \quad \Sigma_1 \in \mathbf{R}^{r \times r}, \quad Q_1 \in \mathbf{R}^{n \times r}, \\ V &\in \mathbf{R}^{d_2 \times d_2}, \quad V_1 \in \mathbf{R}^{d_2 \times s}, \quad V_2 \in \mathbf{R}^{d_2 \times (d_2 - s)}, \quad \Sigma_2 \in \mathbf{R}^{s \times s}, \quad Q_2 \in \mathbf{R}^{n \times s}, \end{aligned}$$

U and V are orthogonal, Σ_1 and Σ_2 are nonsingular and diagonal, Q_1 and Q_2 are column orthogonal. It follows from the two orthogonality constraints in (2.3) that

$$l \leq \min\{\text{rank}(X), \text{rank}(Y)\} = \min\{r, s\} = t. \quad (2.6)$$

Next, let

$$Q_1^T Q_2 = P_1 \Sigma P_2^T \quad (2.7)$$

be the singular value decomposition of $Q_1^T Q_2$, where $P_1 \in \mathbf{R}^{r \times r}$ and $P_2 \in \mathbf{R}^{s \times s}$ are orthogonal, $\Sigma \in \mathbf{R}^{r \times s}$, and assume there are q distinctive nonzero singular values with multiplicity m_1, m_2, \dots, m_q , respectively, then

$$m = \sum_{i=1}^q m_i = \text{rank}(Q_1^T Q_2) \leq \min\{r, s\} = t.$$

The full characterization of W_x and W_y is given in the following theorem [9].

Theorem 2.1. *i). If $l = \sum_{i=1}^k m_i$ for some k satisfying $1 \leq k \leq q$, then (W_x, W_y) with $W_x \in \mathbf{R}^{d_1 \times l}$ and $W_y \in \mathbf{R}^{d_2 \times l}$ is a solution of optimization problem (2.3) if and only if*

$$\begin{cases} W_x = U_1 \Sigma_1^{-1} P_1(:, 1:l) \mathcal{W} + U_2 \mathcal{E}, \\ W_y = V_1 \Sigma_2^{-1} P_2(:, 1:l) \mathcal{W} + V_2 \mathcal{F}, \end{cases} \quad (2.8)$$

where $\mathcal{W} \in \mathbf{R}^{l \times l}$ is orthogonal, $\mathcal{E} \in \mathbf{R}^{(d_1-r) \times l}$ and $\mathcal{F} \in \mathbf{R}^{(d_2-s) \times l}$ are arbitrary.

ii). If $\sum_{i=1}^k m_i < l < \sum_{i=1}^{k+1} m_i$ for some k satisfying $0 \leq k < q$, then (W_x, W_y) with $W_x \in \mathbf{R}^{d_1 \times l}$ and $W_y \in \mathbf{R}^{d_2 \times l}$ is a solution of optimization problem (2.3) if and only if

$$\begin{cases} W_x = U_1 \Sigma_1^{-1} \begin{bmatrix} P_1(:, 1:\alpha_k) & P_1(:, 1+\alpha_k:\alpha_{k+1}) \mathcal{G} \end{bmatrix} \mathcal{W} + U_2 \mathcal{E}, \\ W_y = V_1 \Sigma_2^{-1} \begin{bmatrix} P_2(:, 1:\alpha_k) & P_2(:, 1+\alpha_k:\alpha_{k+1}) \mathcal{G} \end{bmatrix} \mathcal{W} + V_2 \mathcal{F}, \end{cases} \quad (2.9)$$

where $\alpha_k = \sum_{i=1}^k m_i$ for $k = 1, \dots, q$, $\mathcal{W} \in \mathbf{R}^{l \times l}$ is orthogonal, $\mathcal{G} \in \mathbf{R}^{m_{(k+1)} \times (l-\alpha_k)}$ is column orthogonal, $\mathcal{E} \in \mathbf{R}^{(d_1-r) \times l}$ and $\mathcal{F} \in \mathbf{R}^{(d_2-s) \times l}$ are arbitrary.

iii). If $m < l \leq \min\{r, s\}$, then (W_x, W_y) with $W_x \in \mathbf{R}^{d_1 \times l}$ and $W_y \in \mathbf{R}^{d_2 \times l}$ is a solution of optimization problem (2.3) if and only if

$$\begin{cases} W_x = U_1 \Sigma_1^{-1} \begin{bmatrix} P_1(:, 1:m) & P_1(:, m+1:r) \mathcal{G}_1 \end{bmatrix} \mathcal{W} + U_2 \mathcal{E}, \\ W_y = V_1 \Sigma_2^{-1} \begin{bmatrix} P_2(:, 1:m) & P_2(:, m+1:s) \mathcal{G}_2 \end{bmatrix} \mathcal{W} + V_2 \mathcal{F}, \end{cases} \quad (2.10)$$

where $\mathcal{W} \in \mathbf{R}^{l \times l}$ is orthogonal, $\mathcal{G}_1 \in \mathbf{R}^{(r-m) \times (l-m)}$ and $\mathcal{G}_2 \in \mathbf{R}^{(s-m) \times (l-m)}$ are column orthogonal, $\mathcal{E} \in \mathbf{R}^{(d_1-r) \times l}$ and $\mathcal{F} \in \mathbf{R}^{(d_2-s) \times l}$ are arbitrary.

An immediate application of Theorem 2.1 is that we can prove that Uncorrelated Linear Discriminant Analysis (ULDA) [8, 27, 55] is a special case of CCA when one set of variables is derived from the data matrix and the other set of variables is constructed from class information. This theorem has also been utilized in [9] to design a sparse CCA algorithm.

2.2 Kernel canonical correlation analysis

Now, we look at some details on the derivation of kernel CCA. Note from Theorem 2.1 that each solution (W_x, W_y) of CCA can be expressed as

$$W_x = X \mathcal{W}_x + W_x^\perp, \quad W_y = Y \mathcal{W}_y + W_y^\perp,$$

where W_x^\perp and W_y^\perp are orthogonal to the range space of X and Y , respectively. Since, intrinsically, kernel CCA is performing ordinary CCA on Φ_x and Φ_y , it follows that the solutions of kernel CCA should be obtained by virtually solving

$$\begin{aligned} & \max_{W_x, W_y} \text{Trace}(W_x^T \Phi_x \Phi_y W_y) \\ & \text{s.t.} \quad W_x^T \Phi_x \Phi_x^T W_x = I, \quad W_x \in \mathbf{R}^{\mathcal{N}_x \times l}, \\ & \quad \quad W_y^T \Phi_y \Phi_y^T W_y = I, \quad W_y \in \mathbf{R}^{\mathcal{N}_y \times l}, \end{aligned} \quad (2.11)$$

Similar to ordinary CCA, each solution (W_x, W_y) of (2.11) shall be represented as

$$W_x = \Phi_x \mathcal{W}_x + W_x^\perp, \quad W_y = \Phi_y \mathcal{W}_y + W_y^\perp, \quad (2.12)$$

where $\mathcal{W}_x, \mathcal{W}_y \in \mathbf{R}^{n \times l}$ are usually called *dual transformation matrices*, W_x^\perp and W_y^\perp are orthogonal to the range space of Φ_x and Φ_y , respectively.

Substituting (2.12) into (2.11), we have

$$W_x^T \Phi_x \Phi_y W_y = \mathcal{W}_x^T K_x K_y \mathcal{W}_y, \quad W_x^T \Phi_x \Phi_x^T W_x = \mathcal{W}_x^T K_x^2 \mathcal{W}_x, \quad W_y^T \Phi_y \Phi_y^T W_y = \mathcal{W}_y^T K_y^2 \mathcal{W}_y.$$

Thus, the computation of transformations of kernel CCA can be converted to the computation of dual transformation matrices \mathcal{W}_x and \mathcal{W}_y by solving the following optimization problem

$$\begin{aligned} \max_{\mathcal{W}_x, \mathcal{W}_y} \quad & \text{Trace}(\mathcal{W}_x^T K_x K_y \mathcal{W}_y) \\ \text{s.t.} \quad & \mathcal{W}_x^T K_x^2 \mathcal{W}_x = I, \quad \mathcal{W}_x \in \mathbf{R}^{n \times l}, \\ & \mathcal{W}_y^T K_y^2 \mathcal{W}_y = I, \quad \mathcal{W}_y \in \mathbf{R}^{n \times l}, \end{aligned} \quad (2.13)$$

which is used as the criterion of kernel CCA in this paper.

As can be seen from the analysis above, terms W_x^\perp and W_y^\perp in (2.12) do not contribute to the canonical correlations between Φ_x and Φ_y , thus, are usually neglected in practice. Therefore, when we are given a set of testing data $X_t = [x_t^1 \ \cdots \ x_t^N]$ consisting of N points, the projection of X_t onto kernel CCA direction W_x can be performed by first mapping X_t into feature space \mathcal{H}_x , then compute its inner product with W_x . More specifically, suppose $\Phi_{x,t} = [\phi_x(x_t^1) \ \cdots \ \phi_x(x_t^N)]$ is the projection of X_t in feature space \mathcal{H}_x , then the projection of X_t onto kernel CCA direction W_x is given by

$$W_x^T \Phi_{x,t} = \mathcal{W}_x^T K_{x,t},$$

where $K_{x,t} = \langle \Phi_x, \Phi_{x,t} \rangle = [\kappa_x(x_i, x_t^j)]_{i=1:n}^{j=1:N} \in \mathbf{R}^{n \times N}$ is the matrix consisting of the kernel evaluations of X_t with all training data X . Similar process can be adopted to compute projections of new data drawn from variable y .

In the process of deriving (2.13), we assumed data Φ_x and Φ_y have been centered (that is, the column mean of both Φ_x and Φ_y are zero), otherwise, we need to perform data centering before applying kernel CCA. Unlike data centering of X and Y , we can not perform data centering directly on Φ_x and Φ_y since we do not know their explicit coordinates. However, as shown in [38, 37], data centering in *RKHS* can be accomplished via some operations on kernel matrices. To center Φ_x , a natural idea should be computing $\Phi_{x,c} = \Phi_x(I - \frac{e_n e_n^T}{n})$, where e_n denotes column vector in \mathbf{R}^n with all entries being 1. However, since kernel CCA makes use of the data through kernel matrix K_x , the centering process can be performed on K_x as

$$K_{x,c} = \langle \Phi_{x,c}, \Phi_{x,c} \rangle = (I - \frac{e_n e_n^T}{n}) \langle \Phi_x, \Phi_x \rangle (I - \frac{e_n e_n^T}{n}) = (I - \frac{e_n e_n^T}{n}) K_x (I - \frac{e_n e_n^T}{n}). \quad (2.14)$$

Similarly, we can center testing data as

$$K_{x,t,c} = \langle \Phi_{x,c}, \Phi_{x,t} - \Phi_x \frac{e_n e_n^T}{n} \rangle = (I - \frac{e_n e_n^T}{n}) K_{x,t} - (I - \frac{e_n e_n^T}{n}) K_x \frac{e_n e_n^T}{n}. \quad (2.15)$$

More details about data centering in *RKHS* can be found in [38, 37]. In the sequel of this paper, we assume the given data have been centered.

There are papers studying properties of kernel CCA, including the geometry of kernel CCA in [29] and statistical consistency of kernel CCA in [16]. In the remainder of this paper, we consider sparse kernel CCA. Before that, we explore a relation between CCA and least squares in the next section.

3 Sparse CCA based on least squares formulation

Note from (2.1) that when one of X and Y is one dimensional, CCA is equivalent to least squares estimation to a linear regression problem. For more general cases, some relation between CCA and linear

regression has been established under the condition that $\text{rank}(X) = n - 1$ and $\text{rank}(Y) = d_2$ in [42]. In this section, we establish a relation between CCA and linear regression without any additional constraint on X and Y . Moreover, based on this relation we design a new sparse CCA algorithm.

We focus on a solution subset of optimization problem (2.3) presented in the following lemma, whose proof is trivial and omitted.

Lemma 3.1. *Any (W_x, W_y) of the following forms*

$$\begin{cases} W_x = U_1 \Sigma_1^{-1} P_1(:, 1:l) + U_2 \mathcal{E}, \\ W_y = V_1 \Sigma_2^{-1} P_2(:, 1:l) + V_2 \mathcal{F}, \end{cases} \quad (3.1)$$

is a solution of optimization problem (2.3), where $\mathcal{E} \in \mathbf{R}^{(d_1-r) \times l}$ and $\mathcal{F} \in \mathbf{R}^{(d_2-s) \times l}$ are arbitrary.

Suppose matrix factorizations (2.4)-(2.7) have been accomplished, and let

$$T_x = Y^T [(YY^T)^{\frac{1}{2}}]^\dagger V_1 P_2(:, 1:l) \Sigma(1:l, 1:l)^{-1} = Q_2 P_2(:, 1:l) \Sigma(1:l, 1:l)^{-1}, \quad (3.2)$$

$$T_y = X^T [(XX^T)^{\frac{1}{2}}]^\dagger U_1 P_1(:, 1:l) \Sigma(1:l, 1:l)^{-1} = Q_1 P_1(:, 1:l) \Sigma(1:l, 1:l)^{-1}, \quad (3.3)$$

where A^\dagger denotes the Moore-Penrose inverse of a general matrix A and $1 \leq l \leq m$, then we have the following theorem.

Theorem 3.2. *For any l satisfying $1 \leq l \leq m$, suppose $W_x \in \mathbf{R}^{d_1 \times l}$ and $W_y \in \mathbf{R}^{d_2 \times l}$ satisfy*

$$W_x = \arg \min \{ \|X^T W_x - T_x\|_F^2 : W_x \in \mathbf{R}^{d_1 \times l} \}, \quad (3.4)$$

and

$$W_y = \arg \min \{ \|Y^T W_y - T_y\|_F^2 : W_y \in \mathbf{R}^{d_2 \times l} \}, \quad (3.5)$$

where T_x and T_y are defined in (3.2) and (3.3), respectively. Then W_x and W_y form a solution of optimization problem (2.3).

Proof. Since (3.4) and (3.5) have the same form, we only prove the result for W_x , the same idea can be applied to W_y .

We know that W_x is a solution of (3.4) if and only if it satisfies the normal equation

$$XX^T W_x = XT_x. \quad (3.6)$$

Substituting factorizations (2.4), (2.5) and (2.7) into the equation above, we get

$$XX^T = U_1 \Sigma_1^2 U_1^T,$$

and

$$\begin{aligned} XT_x &= U_1 \Sigma_1 Q_1^T Q_2 P_2(:, 1:l) \Sigma(1:l, 1:l)^{-1} \\ &= U_1 \Sigma_1 P_1(:, 1:l), \end{aligned}$$

which yield an equivalent reformulation of (3.6)

$$U_1 \Sigma_1^2 U_1^T W_x = U_1 \Sigma_1 P_1(:, 1:l). \quad (3.7)$$

It is easy to check that W_x is a solution of (3.7) if and only if

$$W_x = U_1 \Sigma_1^{-1} P_1(:, 1:l) + U_2 \mathcal{E}, \quad (3.8)$$

where $\mathcal{E} \in \mathbf{R}^{(d_1-r) \times l}$ is an arbitrary matrix. Therefore, W_x is a solution of (3.4) if and only if W_x can be formulated as (3.8).

Similarly, W_y is a solution of (3.5) if and only if W_y can be written as

$$W_y = V_1 \Sigma_2^{-1} P_2(:, 1:l) + V_2 \mathcal{F}, \quad (3.9)$$

where $\mathcal{F} \in \mathbf{R}^{(d_2-s) \times l}$ is an arbitrary matrix.

Now, comparing equations (3.8) and (3.9) with the equation (3.1) in Lemma 3.1, we can conclude that for any solution W_x of the least squares problem (3.4) and any solution W_y of the least squares problem (3.5), W_x and W_y form a solution of optimization problem (2.3), hence a solution of CCA. \square

Remark 3.1. In Theorem 3.2 we only consider l satisfying $1 \leq l \leq m$. This is reasonable, since there are m nonzero canonical correlations between X and Y , and weight vectors corresponding to zero canonical correlation does not contribute to the correlation between data X and Y .

Consider the usual regression situation: we have a set of observations $(x_1, b_1) \cdots (x_n, b_n)$ where $x_i \in \mathbf{R}^{d_1}$ and b_i are the regressor and response for the i th observation. Suppose $\{x_i\}$ has been centered, then linear regression model has the form

$$f(X) = \sum_{i=1}^n x_i \beta_i,$$

and aims to estimate $\beta = [\beta_1 \cdots \beta_n]$ so as to predict an output for each input x . The famous least squares estimation minimizes the residual sum of squares

$$Res(\beta) = \|X^T \beta - b\|_2^2.$$

Therefore, (3.4) and (3.5) can be interpreted as least squares estimations of linear regression problems with columns of X and Y being regressors and rows of T_x and T_y being corresponding responses.

Recent research on lasso [44] shows that simultaneous sparsity and regression can be achieved by penalizing the ℓ_1 -norm of the variables. Motivated by this, we incorporate sparsity into CCA via the established relationship between CCA and least squares and considering the following ℓ_1 -norm penalized least squares problems

$$\min_{W_x} \left\{ \frac{1}{2} \|X^T W_x - T_x\|_F^2 + \sum_{i=1}^l \lambda_{x,i} \|W_{x,i}\|_1 : W_x \in \mathbf{R}^{d_1 \times l} \right\}, \quad (3.10)$$

and

$$\min_{W_y} \left\{ \frac{1}{2} \|Y^T W_y - T_y\|_F^2 + \sum_{i=1}^l \lambda_{y,i} \|W_{y,i}\|_1 : W_y \in \mathbf{R}^{d_2 \times l} \right\}, \quad (3.11)$$

where $\lambda_{x,i}, \lambda_{y,i}$ are positive regularization parameters and $W_{x,i}, W_{y,i}$ are the i th column of W_x and W_y , respectively. When we set $\lambda_{x,1} = \cdots = \lambda_{x,l} = \lambda_x > 0$ and $\lambda_{y,1} = \cdots = \lambda_{y,l} = \lambda_y > 0$, problems (3.10) and (3.11) become

$$\min_{W_x} \left\{ \frac{1}{2} \|X^T W_x - T_x\|_F^2 + \lambda_x \|W_x\|_1 : W_x \in \mathbf{R}^{d_1 \times l} \right\}, \quad (3.12)$$

and

$$\min_{W_y} \left\{ \frac{1}{2} \|Y^T W_y - T_y\|_F^2 + \lambda_y \|W_y\|_1 : W_y \in \mathbf{R}^{d_2 \times l} \right\}, \quad (3.13)$$

where

$$\|W_x\|_1 = \sum_{i=1}^{d_1} \sum_{j=1}^l |W_x(i, j)|, \quad \|W_y\|_1 = \sum_{i=1}^{d_2} \sum_{j=1}^l |W_y(i, j)|.$$

Since (3.10) and (3.11) (also, (3.12) and (3.13)) have the same form, all results holding for one problem can be naturally extended to the other, so we concentrate on (3.10). Optimization problem (3.10) reduces to a ℓ_1 -regularized minimization problem of the form

$$\min_{x \in \mathbf{R}^d} \frac{1}{2} \|Ax - b\|_2^2 + \lambda \|x\|_1, \quad (3.14)$$

when $l = 1$. In the field of compressed sensing, (3.14) has been intensively studied as *denoising basis pursuit* problem, and many efficient approaches have been proposed to solve it, see [3, 15, 21, 54]. In this paper we adopt the fixed-point continuation (FPC) method [21, 22], due to its simple implementation and nice convergence property.

Fixed-point algorithm for (3.14) is an iterative method which updates iterates as

$$x^{k+1} = \mathcal{S}_\nu (x^k - \tau A^T (Ax - b)), \quad \text{with } \nu = \tau \lambda, \quad (3.15)$$

where $\tau > 0$ denotes the step size, and \mathcal{S}_ν is the soft-thresholding operator defined as

$$\mathcal{S}_\nu(x) = [\mathcal{S}_\nu(x_1) \ \cdots \ \mathcal{S}_\nu(x_d)]^T$$

with

$$\mathcal{S}_\nu(\omega) = \text{sign}(\omega) \max\{|\omega| - \nu, 0\}, \ \omega \in \mathbf{R}. \quad (3.16)$$

$\mathcal{S}_\nu(\omega)$ reduces any ω with magnitude less than ν to zero, thus reducing the ℓ_1 -norm and introducing sparsity.

The fixed-point algorithm can be naturally extended to solve (3.10), which yields

$$W_{x,i}^{k+1} = \mathcal{S}_{\nu_{x,i}}(W_{x,i}^k - \tau_x X(X^T W_{x,i}^k - T_{x,i})), \ i = 1, \dots, l, \quad (3.17)$$

where $\nu_{x,i} = \tau_x \lambda_{x,i}$ with $\tau_x > 0$ denoting the step size. We can prove that fixed-point iterations have some nice convergence properties which are presented in the following theorem.

Theorem 3.3. [21] *Let Ω be the solution set of (3.10), then there exists $M^* \in \mathbf{R}^{d_1 \times l}$ such that*

$$X(X^T W_x - T_x) \equiv M^*, \ \forall W_x \in \Omega. \quad (3.18)$$

In addition, define

$$L := \{(i, j) : |M_{i,j}^*| < \lambda_x\} \quad (3.19)$$

as a subset of indices and let $\lambda_{\max}(XX^T)$ be the maximum eigenvalue of XX^T , and choose τ_x from

$$0 < \tau_x < \frac{2}{\lambda_{\max}(XX^T)},$$

then the sequence $\{W_x^k\}$, generated by the fixed-point iterations (3.17) starting with any initial point W_x^0 , converges to some $W_x^* \in \Omega$. Moreover, there exists an integer $K > 0$ such that

$$(W_x^k)_{i,j} = (W_x^*)_{i,j} = 0, \ \forall (i, j) \in L, \quad (3.20)$$

when $k > K$.

Remark 3.2. 1. Equation (3.18) shows that for any two optimal solutions of (3.10) the gradient of the squared Frobenius norm in (3.10) must be equal.

2. Equation (3.20) means that the entries of W_x^k with indices from L will converge to zero in finite steps. The positive integer K is a function of W_x^0 and W_x^* , and determined by the distance between them.

Similarly, we can design a fixed-point algorithm to solve (3.11) as follows:

$$W_{y,i}^{k+1} = \mathcal{S}_{\nu_{y,i}}(W_{y,i}^k - \tau_y Y(Y^T W_{y,i}^k - T_{y,i})), \ \text{with } \nu_{y,i} = \tau_y \lambda_{y,i}, \ i = 1, \dots, l, \quad (3.21)$$

where $\tau_y > 0$ denotes the step size.

Now, we are ready to present our sparse CCA algorithm.

Algorithm 1 (SCCA_LS: Sparse CCA based on least squares)

Input: Training data $X \in \mathbf{R}^{d_1 \times n}$, $Y \in \mathbf{R}^{d_2 \times n}$

Output: Sparse transformation matrices $W_x \in \mathbf{R}^{d_1 \times l}$ and $W_y \in \mathbf{R}^{d_2 \times l}$.

- 1: Compute matrix factorizations (2.4)-(2.7);
 - 2: Compute T_x and T_y according to (3.2) and (3.3);
 - 3: **repeat**
 - 4: $W_{x,i}^{k+1} = \mathcal{S}_{\nu_{x,i}}(W_{x,i}^k - \tau_x X(X^T W_{x,i}^k - T_{x,i})), \ \nu_{x,i} = \tau_x \lambda_{x,i}, \ i = 1, \dots, l,$
 - 5: **until** convergence
 - 6: **repeat**
 - 7: $W_{y,i}^{k+1} = \mathcal{S}_{\nu_{y,i}}(W_{y,i}^k - \tau_y Y(Y^T W_{y,i}^k - T_{y,i})), \ \nu_{y,i} = \tau_y \lambda_{y,i}, \ i = 1, \dots, l,$
 - 8: **until** convergence
 - 9: **return** $W_x = W_x^k$ and $W_y = W_y^k$.
-

Although different solutions may be returned by Algorithm 1 starting from different initial points, we can conclude from (3.18) that

$$XX^T W_x^* = XX^T \widehat{W}_x^*, \quad \forall W_x^*, \widehat{W}_x^* \in \Omega,$$

which results in $U_1^T W_x^* = U_1^T \widehat{W}_x^*$. Similarly, we have $V_1^T W_y^* = V_1^T \widehat{W}_y^*$ for two different solutions of (3.11). Hence,

$$\begin{aligned} (W_x^*)^T XX^T W_x^* &= (\widehat{W}_x^*)^T XX^T \widehat{W}_x^*, \\ (W_y^*)^T YY^T W_y^* &= (\widehat{W}_y^*)^T YY^T \widehat{W}_y^*, \\ (W_x^*)^T XY^T W_y^* &= (\widehat{W}_x^*)^T XY^T \widehat{W}_y^*. \end{aligned}$$

The above equations show that any two optimal solutions of (3.10) approximate the solution of CCA in the same level.

Due to the effect of ℓ_1 -norm regularization, a solution (W_x^*, W_y^*) does not satisfy the orthogonality constraints of CCA any more, but we can derive a bound on the deviation. Since (3.10) is a convex optimization problem, we have

$$X(X^T W_x^* - T_x) + \lambda_x \mathcal{G} = 0, \quad \text{for some } \mathcal{G} \in \partial \|W_x^*\|_1, \quad (3.22)$$

where $\partial \|W_x^*\|_1$ denotes the sub-differential of $\|\cdot\|_1$ at W_x^* . Simplifying (3.22), we can get

$$U_1^T W_x^* = \Sigma_1^{-1} P_1(:, 1:l) - \lambda_x \Sigma_1^{-2} U_1^T \mathcal{G},$$

which implies

$$(W_x^*)^T XX^T W_x^* = I_l - \lambda_x P_1(:, 1:l)^T \Sigma_1^{-1} U_1^T \mathcal{G} - \lambda_x \mathcal{G}^T U_1 \Sigma_1^{-1} P_1(:, 1:l) + \lambda_x^2 \mathcal{G}^T U_1 \Sigma_1^{-2} U_1^T \mathcal{G}.$$

Since $\mathcal{G} \in \mathbf{R}^{d_1 \times l}$ satisfies $|\mathcal{G}_{i,j}| \leq 1$ for $i = 1, \dots, d_1$, $j = 1, \dots, l$, we further assume there are N_x non-zeros in \mathcal{G} , it follows that

$$\begin{aligned} \frac{\|(W_x^*)^T XX^T W_x^* - I_l\|_F}{\sqrt{l}} &\leq \frac{\lambda_x}{\sigma_r(X) \sqrt{l}} \left(2\sqrt{N_x} + \frac{\lambda_x}{\sigma_r(X)} N_x \right) \\ &\leq \frac{\lambda_x \sqrt{d_1}}{\sigma_r(X)} \left(2 + \frac{\lambda_x}{\sigma_r(X)} \sqrt{ld_1} \right), \end{aligned} \quad (3.23)$$

where $\sigma_r(X)$ denotes the smallest nonzero singular value of X . So the bound is affected by regularization parameter λ_x , the smallest nonzero singular value of X and the number of non-zeros in \mathcal{G} . A Similar result can be obtained for the optimal solutions of (3.11).

4 Extension to kernel canonical correlation analysis

Since kernel CCA criterion (2.13) and CCA criterion (2.3) have the same form, we can expect a similar characterization of solutions of (2.13) as Theorem 2.1. Define

$$\hat{r} = \text{rank}(K_x), \quad \hat{s} = \text{rank}(K_y), \quad \hat{m} = \text{rank}(K_x K_y^T),$$

and let the eigenvalue decomposition of K_x and K_y be, respectively,

$$K_x = \mathcal{U} \begin{bmatrix} \Pi_1 & 0 \\ 0 & 0 \end{bmatrix} \mathcal{U}^T = [\mathcal{U}_1 \quad \mathcal{U}_2] \begin{bmatrix} \Pi_1 & 0 \\ 0 & 0 \end{bmatrix} [\mathcal{U}_1 \quad \mathcal{U}_2]^T = \mathcal{U}_1 \Pi_1 \mathcal{U}_1^T, \quad (4.1)$$

and

$$K_y = \mathcal{V} \begin{bmatrix} \Pi_2 & 0 \\ 0 & 0 \end{bmatrix} \mathcal{V}^T = [\mathcal{V}_1 \quad \mathcal{V}_2] \begin{bmatrix} \Pi_2 & 0 \\ 0 & 0 \end{bmatrix} [\mathcal{V}_1 \quad \mathcal{V}_2]^T = \mathcal{V}_1 \Pi_2 \mathcal{V}_1^T, \quad (4.2)$$

where

$$\begin{aligned} \mathcal{U} \in \mathbf{R}^{n \times n}, \mathcal{U}_1 \in \mathbf{R}^{n \times \hat{r}}, \mathcal{U}_2 \in \mathbf{R}^{n \times (n - \hat{r})}, \Pi_1 \in \mathbf{R}^{\hat{r} \times \hat{r}}, \\ \mathcal{V} \in \mathbf{R}^{n \times n}, \mathcal{V}_1 \in \mathbf{R}^{n \times \hat{s}}, \mathcal{V}_2 \in \mathbf{R}^{n \times (n - \hat{s})}, \Pi_2 \in \mathbf{R}^{\hat{s} \times \hat{s}}, \end{aligned}$$

\mathcal{U} and \mathcal{V} are orthogonal, Π_1 and Π_2 are nonsingular and diagonal. In addition, let

$$\mathcal{U}_1^T \mathcal{V}_1 = \mathcal{P}_1 \Pi \mathcal{P}_2^T \quad (4.3)$$

be the singular value decomposition of $\mathcal{U}_1^T \mathcal{V}_1$, where $\mathcal{P}_1 \in \mathbf{R}^{\hat{r} \times \hat{r}}$ and $\mathcal{P}_2 \in \mathbf{R}^{\hat{s} \times \hat{s}}$ are orthogonal and $\Pi \in \mathbf{R}^{\hat{r} \times \hat{s}}$ is a diagonal matrix. Then we can prove for $1 \leq l \leq \min\{\hat{r}, \hat{s}\}$ that

$$\begin{cases} \mathcal{W}_x = \mathcal{U}_1 \Pi_1^{-1} \mathcal{P}_1(:, 1:l) + \mathcal{U}_2 \mathcal{E}, \\ \mathcal{W}_y = \mathcal{V}_1 \Pi_2^{-1} \mathcal{P}_2(:, 1:l) + \mathcal{V}_2 \mathcal{F}, \end{cases} \quad (4.4)$$

with $\mathcal{E} \in \mathbf{R}^{(n - \hat{r}) \times l}$ and $\mathcal{F} \in \mathbf{R}^{(n - \hat{s}) \times l}$ being arbitrary matrices, form a subset of solutions to (2.13).

Solutions of (2.13) can also be associated with least squares problems. Define

$$\mathcal{T}_x = K_x K_x^\dagger \mathcal{V}_1 \mathcal{P}_2(:, 1:l) (\Pi(1:l, 1:l))^{-1} = \mathcal{U}_1 \mathcal{P}_1(:, 1:l), \quad (4.5)$$

$$\mathcal{T}_y = K_y K_y^\dagger \mathcal{U}_1 \mathcal{P}_1(:, 1:l) (\Pi(1:l, 1:l))^{-1} = \mathcal{V}_1 \mathcal{P}_2(:, 1:l), \quad (4.6)$$

with $1 \leq l \leq \hat{m}$, then each pair of \mathcal{W}_x and \mathcal{W}_y , satisfying

$$\mathcal{W}_x = \arg \min \{ \|K_x \mathcal{W}_x - \mathcal{T}_x\|_F^2 : \mathcal{W}_x \in \mathbf{R}^{n \times l} \},$$

and

$$\mathcal{W}_y = \arg \min \{ \|K_y \mathcal{W}_y - \mathcal{T}_y\|_F^2 : \mathcal{W}_y \in \mathbf{R}^{n \times l} \},$$

respectively, form a solution of (2.13).

Similar to the derivation of sparse CCA in Section 3, we incorporate sparsity into \mathcal{W}_x and \mathcal{W}_y through solving the following ℓ_1 -norm regularized least squares problems

$$\min \left\{ \frac{1}{2} \|K_x \mathcal{W}_x - \mathcal{T}_x\|_F^2 + \sum_{i=1}^l \rho_{x,i} \|\mathcal{W}_{x,i}\|_1 : \mathcal{W}_x \in \mathbf{R}^{n \times l} \right\}, \quad (4.7)$$

$$\min \left\{ \frac{1}{2} \|K_y \mathcal{W}_y - \mathcal{T}_y\|_F^2 + \sum_{i=1}^l \rho_{y,i} \|\mathcal{W}_{y,i}\|_1 : \mathcal{W}_y \in \mathbf{R}^{n \times l} \right\}, \quad (4.8)$$

where $\rho_{x,i}, \rho_{y,i} > 0$ are regularization parameters. Applying fixed-point iterative method to (4.7) and (4.8), we get a new sparse kernel CCA algorithm presented in Algorithm 2

Algorithm 2 (SKCCA: Sparse kernel CCA)

Input: Training data $X \in \mathbf{R}^{d_1 \times n}$, $Y \in \mathbf{R}^{d_2 \times n}$

Output: Sparse transformation matrices $\mathcal{W}_x \in \mathbf{R}^{n \times l}$ and $\mathcal{W}_y \in \mathbf{R}^{n \times l}$.

- 1: Construct and center kernel matrices K_x, K_y ;
 - 2: Compute matrix factorizations (4.1)-(4.3);
 - 3: Compute \mathcal{T}_x and \mathcal{T}_y defined in (4.5)-(4.6);
 - 4: **repeat**
 - 5: $\mathcal{W}_{x,i}^{k+1} = \mathcal{S}_{\nu_{x,i}}(\mathcal{W}_{x,i}^k - \tau_x K_x (K_x^T \mathcal{W}_{x,i}^k - \mathcal{T}_{x,i}))$, $\nu_{x,i} = \tau_x \rho_{x,i}$, $i = 1, \dots, l$,
 - 6: **until** convergence
 - 7: **repeat**
 - 8: $\mathcal{W}_{y,i}^{k+1} = \mathcal{S}_{\nu_{y,i}}(\mathcal{W}_{y,i}^k - \tau_y K_y (K_y^T \mathcal{W}_{y,i}^k - \mathcal{T}_{y,i}))$, $\nu_{y,i} = \tau_y \rho_{y,i}$, $i = 1, \dots, l$,
 - 9: **until** convergence
 - 10: **return** $\mathcal{W}_x = \mathcal{W}_x^k$ and $\mathcal{W}_y = \mathcal{W}_y^k$.
-

Since canonical correlations in kernel CCA depend only on kernel matrices K_x and K_y . Therefore, as we shall see from factorizations (4.1)-(4.3), canonical correlations in kernel CCA are determined by singular values of $\mathcal{U}_1^T \mathcal{V}_1$. The following lemma reveals a simple result regarding the distribution of canonical correlations.

Lemma 4.1. Let $\hat{r} = \text{rank}(K_x)$ and $\hat{s} = \text{rank}(K_y)$. If $\hat{r} + \hat{s} = n + \gamma$ for some $\gamma > 0$, then $\mathcal{U}_1^T \mathcal{V}_1$ has at least γ singular values equal to 1.

Proof. Since $\mathcal{U}_1 \in \mathbf{R}^{n \times \hat{r}}$, $\mathcal{U}_2 \in \mathbf{R}^{n \times (n - \hat{r})}$ and $\mathcal{V}_1 \in \mathbf{R}^{n \times \hat{s}}$ are column orthogonal and $\mathcal{U}_1 \mathcal{U}_1^T + \mathcal{U}_2 \mathcal{U}_2^T = I_n$, we have

$$(\mathcal{U}_1^T \mathcal{V}_1)^T \mathcal{U}_1^T \mathcal{V}_1 = \mathcal{V}_1^T \mathcal{U}_1 \mathcal{U}_1^T \mathcal{V}_1 = I_{\hat{s}} - \mathcal{V}_1^T \mathcal{U}_2 \mathcal{U}_2^T \mathcal{V}_1.$$

If there exist $\gamma > 0$ such that $\hat{r} + \hat{s} = n + \gamma$, then $n - \hat{r} = \hat{s} - \gamma < \hat{s}$ and

$$\text{rank}(\mathcal{V}_1^T \mathcal{U}_2 \mathcal{U}_2^T \mathcal{V}_1) = \text{rank}(\mathcal{U}_2^T \mathcal{V}_1) \leq n - \hat{r},$$

which implies $\mathcal{V}_1^T \mathcal{U}_2 \mathcal{U}_2^T \mathcal{V}_1$ has at least $\hat{s} - (n - \hat{r}) = \gamma$ zero eigenvalues. Thus, $(\mathcal{U}_1^T \mathcal{V}_1)^T \mathcal{U}_1^T \mathcal{V}_1$ has at least γ eigenvalues equal to 1, which further implies that $\mathcal{U}_1^T \mathcal{V}_1$ has at least γ singular values equal to 1. \square

A direct result of lemma 4.1 is that there are at least γ canonical correlations in kernel CCA are 1. In kernel methods, due to nonlinearity of kernel functions the rank of kernel matrices is very close to n , which makes most canonical correlations to be 1. For example, polynomial kernel and Gaussian kernel

$$\kappa(x, y) = (\gamma_1(x \cdot y) + \gamma_2)^d, \quad d > 0, \quad \text{and } \gamma_1, \gamma_2 \in \mathbf{R}, \quad (4.9)$$

$$\kappa(x, y) = \exp\left(-\frac{1}{2\sigma^2} \|x - y\|^2\right), \quad (4.10)$$

are two widely used kernel functions. For Gaussian kernel we can prove that if $\sigma \neq 0$, then the kernel matrix K_x given by

$$(K_x)_{ij} = \exp\left(-\frac{1}{2\sigma^2} \|x_i - x_j\|^2\right)$$

has full rank, given the points $\{x_i\}_{i=1}^n$ are distinct. A similar result can be proven for linear kernel

$$\kappa(x, y) = x \cdot y, \quad (4.11)$$

which is a special case of polynomial kernel (4.9), when $\{x_i\}_{i=1}^n$ and $\{y_i\}_{i=1}^n$ are linearly independent, respectively. Thus, in kernel methods we usually have

$$\hat{r} = \text{rank}(K_x) = n - 1, \quad \hat{s} = \text{rank}(K_y) = n - 1,$$

after centering data. Since $K_x e = 0$ and $K_y e = 0$, we see that $\mathcal{U}_1^T e = \mathcal{V}_1^T e = 0$ and both $\begin{bmatrix} \mathcal{U}_1 & \frac{e}{\sqrt{n}} \end{bmatrix}$ and $\begin{bmatrix} \mathcal{V}_1 & \frac{e}{\sqrt{n}} \end{bmatrix}$ are orthogonal matrices. This implies that

$$\begin{bmatrix} \mathcal{U}_1 & \frac{e}{\sqrt{n}} \end{bmatrix}^T \begin{bmatrix} \mathcal{V}_1 & \frac{e}{\sqrt{n}} \end{bmatrix} = \begin{bmatrix} \mathcal{U}_1^T \mathcal{V}_1 & 0 \\ 0 & 1 \end{bmatrix}$$

is orthogonal. In this case, all nonzero canonical correlations determined by the singular values of $\mathcal{U}_1^T \mathcal{V}_1$ are equal to 1. Therefore, ordinary kernel CCA fails to provide a useful estimation of canonical correlations for general kernels, because for any distinct sample $\{x_i\}_{i=1}^n$ of variable x and distinct sample $\{y_i\}_{i=1}^n$ of variable y the canonical correlations returned by kernel CCA will be 1 even though variables x and y have no joint information.

To avoid aforementioned data overfitting problem in kernel CCA, researchers suggested to design a regularized kernelization of CCA [2, 4, 16, 25, 29]. One way of regularization is to penalize weight vectors w_x and w_y , leading to

$$\eta = \max_{\alpha, \beta} \frac{\alpha^T K_x K_y \beta}{\sqrt{(\alpha^T K_x^2 \alpha + \rho_x \alpha^T K_x \alpha)(\beta^T K_y^2 \beta + \rho_y \beta^T K_y \beta)}}.$$

As shown in [4], dual vectors α and β solving the above optimization problem form an eigenvector of

$$\begin{bmatrix} 0 & K_x K_y \\ K_y K_x & 0 \end{bmatrix} \begin{bmatrix} \alpha \\ \beta \end{bmatrix} = \eta \begin{bmatrix} K_x^2 + \rho_x K_x & 0 \\ 0 & K_y^2 + \rho_y K_y \end{bmatrix} \begin{bmatrix} \alpha \\ \beta \end{bmatrix} \quad (4.12)$$

corresponding to the largest eigenvalue. Dual transformation matrices $\mathcal{W}_x, \mathcal{W}_y \in \mathbf{R}^{n \times l}$ can be obtained by computing eigenvectors corresponding to l leading eigenvalues of (4.12). If we have the following SVD

$$(\Pi_1 + \rho_x I)^{-1/2} \Pi_1^{1/2} \mathcal{U}_1^T \mathcal{V}_1 \Pi_2^{1/2} (\Pi_2 + \rho_y I)^{-1/2} = \mathcal{Q}_1 \tilde{\Pi} \mathcal{Q}_2^T,$$

where $\mathcal{Q}_1 \in \mathbf{R}^{\hat{r} \times \hat{r}}$ and $\mathcal{Q}_2 \in \mathbf{R}^{\hat{s} \times \hat{s}}$ are orthogonal, then we can use

$$\begin{cases} \mathcal{W}_x = \mathcal{U}_1 (\Pi_1^2 + \rho_x \Pi_1)^{-1/2} \mathcal{Q}_1(:, 1:l), \\ \mathcal{W}_y = \mathcal{V}_1 (\Pi_2^2 + \rho_y \Pi_2)^{-1/2} \mathcal{Q}_2(:, 1:l), \end{cases} \quad 1 \leq l \leq \hat{m}, \quad (4.13)$$

as a solution of regularized kernel CCA.

As shown in [44], the ℓ_1 -penalization term can alleviate data overfitting problem while at the same time introduce sparsity. We can expect that sparse kernel CCA (4.7)-(4.8) enjoys the properties of both computing sparse \mathcal{W}_x and \mathcal{W}_y and avoiding data overfitting similar to regularized kernel CCA.

5 Numerical results

In this section, we implement the proposed sparse CCA and sparse kernel CCA algorithms, referred to as SCCA_LS and SKCCA, respectively, on both artificial and real data. In section 5.1, we describe experimental settings, including stopping criteria of our algorithms and regularization parameter choices. In section 5.2, we apply SCCA_LS to dimension reduction and classification, and compare it with ordinary CCA and SCCA_ℓ₁ [9]—a sparse CCA algorithm based on ℓ₁-minimization. In section 5.3, we apply both ordinary CCA and kernel CCA (KCCA) to artificial data, which illustrates the advantage of kernel CCA over ordinary CCA in finding nonlinear relationship. In section 5.4, we compare SKCCA with KCCA and regularized KCCA (RKCCA) in cross-language documents retrieval task. In section 5.5, we compare SKCCA with KCCA and regularized KCCA (RKCCA) in content based image retrieval. All experiments were performed under CentOS 5.2 and MATLAB v7.4 (R2007a) running on a IBM HS21XM Bladeserver with two Intel Xeon E5450 3.0GHz quad-core Harpertown CPUs and 16GB of Random-access memory (RAM).

5.1 Experimental settings

In the implementation of SCCA_LS and SKCCA, we need to determine regularization parameters $\{\lambda_{x,i}\}$ and $\{\lambda_{y,i}\}$ for SCCA_LS, and $\{\rho_{x,i}\}$ and $\{\rho_{y,i}\}$ for SKCCA. When applying SCCA_LS to dimension reduction and classification in section 5.2, we let

$$\lambda_{x,i} = \lambda_{y,i} = \lambda, \quad i = 1, \dots, l,$$

for the sake of simplicity. The 5-fold cross-validation was used to choose the optimal λ from the candidate set $\{10^{-4}, 10^{-3}, 10^{-2}, 10^{-1}\}$. When implementing SKCCA in sections 5.4 and 5.5, we selected parameters $\{\rho_{x,i}\}$ and $\{\rho_{y,i}\}$ in a more subtle way. Since we know that x^* is a solution of denoising basis pursuit problem (3.14) if and only if

$$0 \in A^T(Ax^* - b) + \lambda \partial \|x^*\|_1,$$

which implies that $x = 0$ is a solution of (3.14) when $\lambda \geq \|A^T b\|_\infty$. To avoid zero solution, which is meaningless in practice, we chose

$$\rho_{x,i} = \gamma_x \|K_x^T \mathcal{T}_{x,i}\|_\infty, \quad \rho_{y,i} = \gamma_y \|K_y^T \mathcal{T}_{y,i}\|_\infty, \quad i = 1, \dots, l,$$

where $0 < \gamma_x < 1$, and $0 < \gamma_y < 1$.

To perform fixed-point iteration, we use FPC_BB¹ algorithm with `xtol`=10⁻⁵ and `mxitr`=10⁴ and all other parameters default.

In the implementation of RKCCA (4.13), we also use 5-fold cross-validation to choose an optimal regularization parameter $\rho_x = \rho_y = \rho$ from the candidate set $\{10^{-4}, 10^{-3}, \dots, 10^3, 10^4\}$.

¹<http://www.caam.rice.edu/~optimization/L1/fpc/>

5.2 Sparse CCA for dimension reduction and classification

From Section 2 we know that ULDA can be considered as a special case of CCA. In this section, we evaluate the classification performance of Algorithm 1 on datasets from face image, micro-array and text document databases. Table 5.1 describes detailed information of the datasets in our experiments.²

Table 5.1: Summary of datasets

	dataset	Dimension	Training	Number of classes	Testing
Gene	Colon	2000	31	2	31
	Leukemia	3571	37	2	35
	Prostate	6033	51	2	51
	Lymphoma	4026	32	3	30
	Srbct	2307	32	4	31
	Brain	5597	21	5	21
Text	MEDLINE	22095	1250	5	1250
	Tr23	5832	104	6	100
	Tr41	7454	442	10	436
	Wap	8460	786	20	774
	Kla	21839	1173	20	1167
Image	UMIST	10304	290	20	285
	Yale B	32256	1216	38	1216
	ORL	4096	200	40	200
	Essex	23800	720	72	720
	Palmprint	4096	300	100	300
	AR	2250	840	120	840
	Feret	6400	600	200	600

To evaluate more comprehensively the efficiency of SCCA_LS, we compared it with ordinary CCA and a recently proposed sparse CCA algorithm SCCA_ℓ₁ [9], where linearized Bregman method was replaced with an accelerated linearized Bregman method. When using SCCA_ℓ₁, we set $\mu_x = 10$, $\mu_y = 100$, $\delta = 0.9$ and terminated the iteration with tolerance $\epsilon = 10^{-5}$. In Table 5.2, we recorded the classification accuracy of these three algorithms. The classification accuracy was computed by employing the K-Nearest-Neighbor (KNN) classifier with $K = 1$ in all cases. We also recorded sparsity of W_x showing the ratio of the number of zeros to the number of entries in W_x , violation of the orthogonality constraint measured by $Err(W_x) := \frac{\|W_x^T X X^T W_x - I_l\|_F}{\sqrt{l}}$, the regularization parameter λ obtained by cross-validation, the number of columns in W_x (i.e., l) and CPU time in seconds.

5.3 Synthetic data

In this section, we apply ordinary CCA, RKCCA and SKCCA on synthetic data to demonstrate the ability of kernel CCA in finding nonlinear relationship. Let Z be a random variable following uniform distribution over interval $(-2, 2)$, we sampled 500 pairs of (X, Y) in the following way:

$$X = [Z; Z] \quad \text{and} \quad Y = [Z^2 + 0.3\epsilon_1; \sin(\pi Z) + 0.3\epsilon_2],$$

where ϵ_1 and ϵ_2 follow standard normal distribution. Obviously, variables X and Y are nonlinearly related. We attempt to reveal the nonlinear association using the first pair of canonical variables $w_x^T X$ and $w_y^T Y$, and we also plot $(w_x^T X, w_y^T Y)$ in Figure 5.1. When implementing kernel CCA we employed the Gaussian kernel (4.10) with σ equal to the maximum distance between data points. We set regularization parameters $\rho_x = \rho_y = 10^{-2}$ in RKCCA and $\rho_x = \rho_y = 10^{-1}$ in SKCCA.

²Gene expression datasets are obtained from site <http://stat.ethz.ch/~dettling/bagboost.html>. Their preprocessing is fully described in [12]. MEDLINE can be downloaded from <http://www-users.cs.umn.edu/~hpark/data.html>, and all other text document datasets are downloaded from CLUTO at <http://glaros.dtc.umn.edu/gkhome/cluto/cluto/download>. The UMIST face data is available at <http://www.sheffield.ac.uk/eee/research/iel/research/face>. The YaleB database is the extended Yale Face Database B [31]. The ORL database can be retrieved from <http://www.cl.cam.ac.uk/Research/DG/attarchive/pub/data/attfaces.tar.Z>. The Essex database is available at <http://cswwww.essex.ac.uk/mv/allfaces/index.html>. The Palmprint database is available at <http://www4.comp.polyu.edu.hk/~biometrics/>. The AR face database is available from <http://www2.ece.ohio-state.edu/~aleix/ARdatabase.html>. The Feret face database is available at http://www.itl.nist.gov/iad/humanid/feret/feret_master.html.

Table 5.2: Sparse CCA for classification

Data	Algorithms	Accuracy (%)	Sparsity (%)	$Err(W_x)$	λ	l	CPU time (s)
Leukemia	SCCA_LS	94.286	98.4	6.770e-5	10^{-4}	1	7.83
	SCCA_ l_1	94.286	99.0	2.719e-8	-	1	1.35e+2
	CCA	97.143	0	8.882e-16	-	1	0.03
Colon	SCCA_LS	74.194	95.5	1.173e-4	10^{-4}	1	0.35
	SCCA_ l_1	74.194	98.5	1.123e-5	-	1	11.32
	CCA	67.742	0	4.441e-16	-	1	0.04
Prostate	SCCA_LS	94.118	96.7	1.076e-4	10^{-4}	1	17.23
	SCCA_ l_1	94.118	99.2	2.663e-6	-	1	85.45
	CCA	92.157	0	1.332e-15	-	1	0.08
Lymphoma	SCCA_LS	100	97.3	6.223e-5	10^{-4}	2	18.00
	SCCA_ l_1	100	99.2	3.069e-6	-	2	1.03e+2
	CCA	100	0	4.906e-15	-	2	0.04
Srbct	SCCA_LS	93.548	96.4	4.930e-5	10^{-4}	3	0.86
	SCCA_ l_1	96.774	98.7	3.588e-6	-	3	5.78e+2
	CCA	96.774	0	1.929e-15	-	3	0.03
Brain	SCCA_LS	76.191	99.3	7.725e-3	10^{-2}	4	1.16
	SCCA_ l_1	76.191	99.6	9.091e-6	-	4	2.44e+2
	CCA	76.191	0	1.485e-15	-	4	0.03
MEDLINE	SCCA_LS	92.480	99.9	0.747	10^{-1}	4	3.31e+2
	SCCA_ l_1	72.560	94.1	1.402e-6	-	4	1.634e+4
	CCA	74.080	31.2	2.800e-15	-	4	1.26e+2
Tr23	SCCA_LS	77.000	99.1	0.479	10^{-3}	5	1.45e+2
	SCCA_ l_1	71.000	98.2	2.240e-5	-	5	3.06e+3
	CCA	73.000	1.0	3.959e-15	-	5	0.27
Tr41	SCCA_LS	89.450	95.9	0.139	10^{-3}	9	2.64e+3
	SCCA_ l_1	85.551	94.1	8.959e-6	-	9	1.33e+4
	CCA	88.991	3.5	4.074e-15	-	9	5.36
Wap	SCCA_LS	80.362	94.4	0.267	10^{-1}	19	9.10e+2
	SCCA_ l_1	75.840	90.7	5.866e-6	-	19	3.75e+4
	CCA	77.390	2.9	5.189e-15	-	19	28.93
Kla	SCCA_LS	84.576	97.3	0.284	10^{-1}	19	3.28e+3
	SCCA_ l_1	79.520	94.6	6.729e-6	-	19	1.37e+5
	CCA	81.405	22.1	1.633e-14	-	19	1.27e+2
UMIST	SCCA_LS	98.246	99.1	0.511	10^{-1}	19	6.71e+2
	SCCA_ l_1	94.386	97.2	1.880e-5	-	19	1.64e+4
	CCA	96.842	0	5.124e-15	-	19	4.21
YaleB	SCCA_LS	95.559	95.9	0.524	10^{-1}	37	6.37e+3
	SCCA_ l_1	83.388	96.2	1.645e-4	-	37	7.52e+4
	CCA	75.411	0	2.167e-14	-	37	1.80e+2
ORL	SCCA_LS	93.000	84.0	4.150e-2	10^{-4}	39	5.83e+4
	SCCA_ l_1	93.000	95.1	2.925e-5	-	39	7.52e+4
	CCA	94.500	0	6.083e-15	-	39	1.05
Essex	SCCA_LS	77.500	98.8	0.705	10^{-1}	71	1.01e+4
	SCCA_ l_1	63.194	96.9	3.275e-5	-	71	2.51e+5
	CCA	67.361	0	7.057e-15	-	71	58.19
Palmprint	SCCA_LS	99.000	95.5	0.404	10^{-1}	99	3.53e+3
	SCCA_ l_1	99.000	92.7	1.801e-5	-	99	1.22e+4
	CCA	99.333	0	7.728e-15	-	99	1.52
AR	SCCA_LS	88.571	91.4	0.782	10^{-1}	119	1.48e+3
	SCCA_ l_1	77.500	62.6	5.129e-5	-	119	1.10e+4
	CCA	81.310	0	8.550e-15	-	119	18.03
Feret	SCCA_LS	70.500	94.8	0.662	10^{-1}	199	1.56e+3
	SCCA_ l_1	62.500	90.6	3.390e-5	-	199	5.98e+4
	CCA	70.750	0	8.86e-15	-	199	9.66

The canonical correlation between the first pair of canonical variables are listed in Table 5.3.

	CCA	RKCCA	SKCCA
canonical correlation	0.3971	0.9621	0.9632

Table 5.3: Correlation between the first pair of canonical variables found by ordinary CCA, RKCCA and SKCCA.

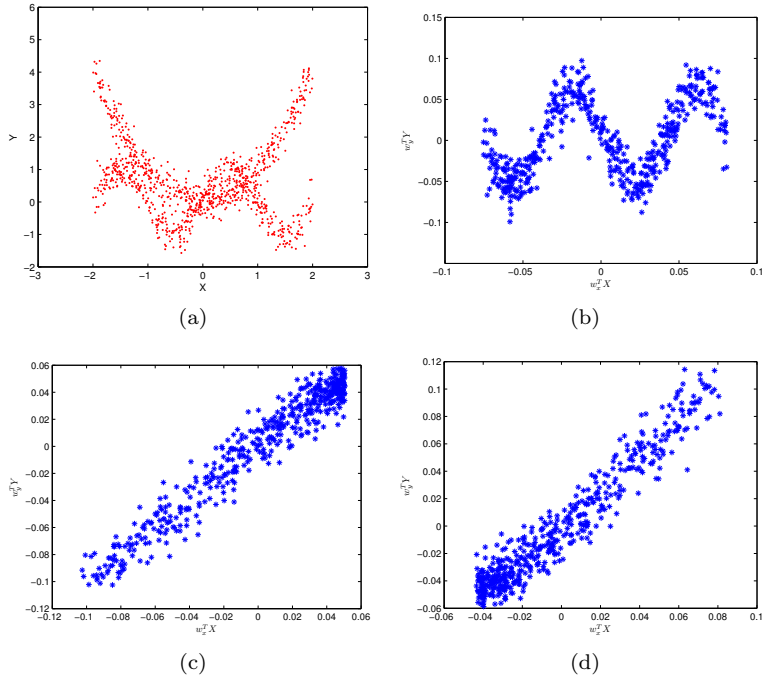


Figure 5.1: Plots of the first pair of canonical variables:(a) sample data, (b) ordinary CCA, (c) RKCCA, (d) SKCCA.

Figure 5.1(b) shows the data scatter of the first pair of canonical variables found by ordinary CCA, from which we see that some strong relationship is left unexplained. In contrast, Figure 5.1(c) and Figure 5.1(d) show the data scatter of the first pair of canonical variables found by RKCCA and SKCCA, respectively. A clear linear relationship between $w_x^T X$ and $w_y^T Y$ can be observed. Table 5.3 also shows that the canonical correlations obtained by RKCCA and SKCCA are 0.9621 and 0.9632, respectively, which are larger than that achieved by ordinary CCA. The comparison implies that ordinary CCA may not be applicable to find nonlinear relation of two sets of data.

5.4 Cross-language document retrieval

Previous study [47] has shown that kernel CCA works well for cross-language document retrieval and performs better than the latent semantic indexing approach. In this section, we apply SKCCA to the task of cross-language document retrieval, and present comparison results of SKCCA with KCCA and RKCCA.

In this experiment, we used the following two datasets:

1. The English-French corpus from the Europarl parallel corpus dataset [28]³, where we obtained 202 samples and generated a 23308×202 term-document matrix for English corpus and a 33986×202 term-document matrix for French corpus.
2. The Aligned Hansards of the 36th Parliament of Canada [18]⁴, which is a collection of text chunks (sentences or smaller fragments) in English and French from the 36th Parliament proceedings of Canada. In our experiments, we used only a part of text chunks to generate term-documents matrices and obtained a 5383×818 term-document matrix for English documents and a 8015×818 term-document matrix for French documents.

For Europarl data 100 pairs of documents were used for training data and the rest for testing data while for Hansard data 200 pairs of documents were used for training data and the rest for testing data. In

³<http://www.statmt.org/europarl/>

⁴<http://www.isi.edu/natural-language/download/hansard/>

both experiments, the linear kernel (4.11) was employed to compute kernel matrices. We measure the precision of document retrieval by using average area under the ROC curve (AROC), and for a collection of queries we use the average of each query's retrieval precision as the average retrieval precision of this collection. More details about the acquisition of term-document matrix, data preprocessing and evaluation of retrieval performance can be found in [9].

Figure 5.2 presents the retrieval accuracy of KCCA, RKCCA and SKCCA on both datasets.

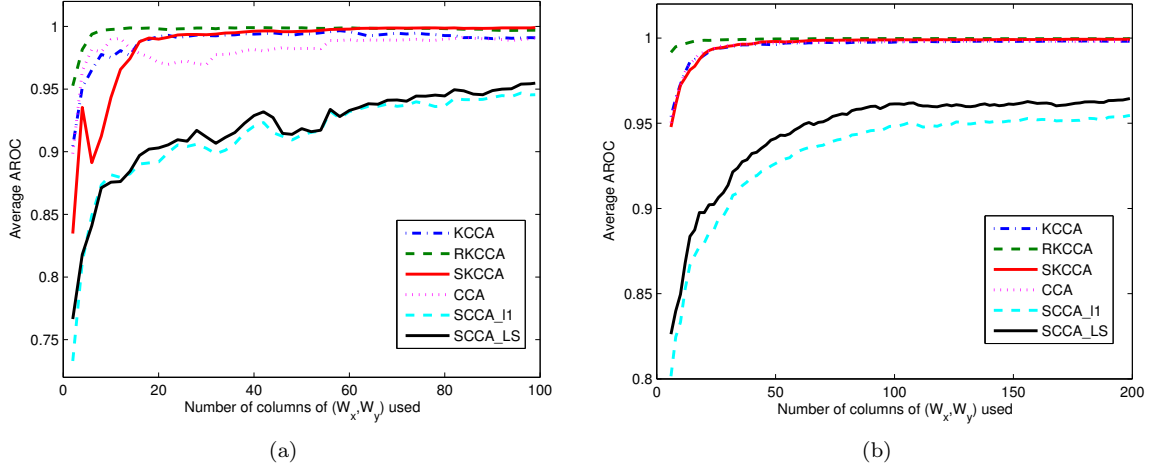


Figure 5.2: Cross-language document retrieval using KCCA, RKCCA and SKCCA: (a) Europarl data with 100 training data, (b) Hansard data with 200 training data.

Figure 5.2 shows that all three algorithms achieve high precision for cross-language document retrieval, even though only a small number of training data were used. From the figures we also see that increasing l , the number of columns of W_x and W_y used in retrieval task, will usually assist in improving the precision. One possible explanation may be that when we increase l , more projections corresponding to nonzero canonical correlations are used for document retrieval and these added projections may carry information contained in the training data. Both figures in Figure 5.2 show that RKCCA and SKCCA outperform KCCA in terms of retrieval accuracy, though their difference is small. This indicates that both RKCCA and SKCCA have ability of avoiding data overfitting problem in ordinary kernel CCA, as stated in Section 4.

Additional results are presented in the following table, where we recorded the retrieval precision (AROC) using projections corresponding to all nonzero canonical correlations, i.e, $l = \hat{m}$, summation of canonical correlations between testing data ($Corr$), sparsity of W_x and W_y , and violation of the orthogonality constraints measured by $Err(W_x) := \frac{\|W_x^T K_x^2 W_x - I_l\|_F}{\sqrt{l}}$ and $Err(W_y) := \frac{\|W_y^T K_y^2 W_y - I_l\|_F}{\sqrt{l}}$.

Remark 5.1. In Table 5.4, the 'Sparsity' column records sparsity of both W_x and W_y . The first component records sparsity of W_x while the second component records sparsity of W_y . The ' (γ_x, γ_y) or ρ ' column records value of regularization parameters in RKCCA and SKCCA.

As can be seen from Table 5.4, RKCCA and SKCCA achieve high retrieval precision on both datasets, and these two approaches have comparable performance in terms of precision which is also shown in Figure 5.2. We also note that SKCCA can obtain larger summation of canonical correlations between testing data than other two approaches. In both experiments sparsity of W_x and W_y computed by KCCA and RKCCA is 0, which means the dual projections are dense; in contrast, sparsity of W_x and W_y computed by SKCCA is greater than 88%, which means that more than 88% entries of both W_x and W_y are zero.

In addition, from Figure 5.2, we notice that when $l = 10$ AROC of RKCCA and SKCCA is already very high and increasing l will not improve AROC much. Although AROC will increase as we increase l , the increment is very small when $l > 10$. Thus, in order to reduce computing time in practice we do not need to compute dual projections corresponding to all nonzero canonical correlations.

Table 5.4: Ordinary, regularized and sparse kernel CCA for cross-language document retrieval

Algorithms	AROC	<i>Corr</i>	Sparsity	$Err(\mathcal{W}_x)$	$Err(\mathcal{W}_y)$	l	(γ_x, γ_y) or ρ	CPU time (s)
Europarl: 100 training data								
CCA	0.9910	78.99	(3.7, 1.7)	1.234e-14	1.091e-14	99	-	4.30
SCCA_ℒ ₁	0.9455	61.34	(99.5, 99.7)	1.467e-5	1.477e-5	99	-	1.48e+4
SCCA_LS	0.9547	63.14	(99.7, 99.8)	0.9965	0.9976	99	10 ⁻²	2.08e+3
KCCA	0.9910	78.64	(0, 0)	3.190e-15	3.291e-15	99	-	0.43
RKCCA	0.9970	77.29	(0, 0)	0.5456	0.5542	99	10 ⁰	0.41
SKCCA	0.9991	82.60	(93.8, 93.8)	0.9874	0.9881	99	(0.7, 0.7)	4.02
Hansard: 200 training data								
CCA	0.9981	160.32	(12.6, 13.1)	8.762e-15	1.006e-14	199	-	1.97
SCCA_ℒ ₁	0.9546	99.54	(96.1, 97.4)	1.583e-5	1.517e-5	199	-	1.11e+4
SCCA_LS	0.9645	109.32	(97.1, 98.1)	0.4379	0.4567	199	10 ⁻²	1.31e+3
KCCA	0.9910	160.01	(0, 0)	6.274e-15	5.627e-15	199	-	0.42
RKCCA	0.9996	157.58	(0, 0)	0.9905	0.9904	199	10 ²	0.42
SKCCA	0.9994	166.69	(89.0, 88.6)	0.9616	0.9603	199	(0.5, 0.5)	4.21

5.5 Content-based image retrieval

Content-based image retrieval (CBIR) is a challenging aspect of multimedia analysis and has become popular in past few years. Generally, CBIR is the problem of searching for digital images in large databases by their visual content (e.g., color, texture, shape) rather than the metadata such as keywords, labels, and descriptions associated with the images. There exists study utilizing kernel CCA for image retrieval [25]. In this section, we apply our sparse kernel CCA approach to content-based image retrieval task by combining image and text data.

We experimented on the following two image datasets:

1. Ground Truth Image Database⁵ created at the University of Washington, which consists of 21 datasets of outdoor scene images. In our experiment we used 852 images from 19 datasets that have been annotated with keywords.
2. Photography image database used in SIMPLIcity⁶ retrieval system. The database contains 2360 manually annotated images, from which we randomly selected 1000 images in our experiment.

We exploited text features and low-level image features, including color and texture, and applied sparse kernel CCA to perform image retrieval from text query.

Text Features Using the bag-of-words approach, same as what we have done in cross-language document retrieval experiment, to represent the text associated with images. Since each image in the datasets has been annotated with keywords, we consider terms adjacent to an image as a document. After removing stop-words and stemming, we get a term-document matrix of size 189×852 for Ground Truth Image Data and a term-document matrix of size 141×1000 for SIMPLIcity data.

We applied Gabor filters to extract texture features and used HSV (hue-saturation-value) color representation as color features. To enhance sensitivity to the overall shape, we divided each image into $8 \times 8 = 64$ patches from which texture and color features were extracted.

Texture Features The Gabor filters in the spatial domain is given by

$$g_{\lambda\theta\psi\sigma\gamma}(x, y) = \exp\left(-\frac{x'^2 + \gamma^2 y'^2}{2\sigma^2}\right) \cos\left(2\pi\frac{x'}{\lambda} + \psi\right), \quad (5.1)$$

where $x' = x\cos(\theta) + y\sin(\theta)$, $y' = -x\sin(\theta) + y\cos(\theta)$, x and y specify the position of a light impulse. In this equation, λ represents the wavelength of the cosine factor, θ represents the orientation of the normal to the parallel stripes of a Gabor function in degrees, ψ is the phase offset of the cosine factor in degrees, γ is the spatial aspect ratio and σ is the standard deviation of the Gaussian. In Figure 5.3 the Gabor filter impulse responses used in this experiment are shown. So from each of the 64 image patches, the Gabor filter can extract 16 texture features, which eventually results in a total of $64 \times 16 = 1024$ features for each image.

⁵<http://www.cs.washington.edu/research/imagedatabase/groundtruth/>

⁶<http://sites.stat.psu.edu/~jiali/index.download.html>




Figure 5.3: Gabor filters used to extract texture features. Four frequencies $f = 1/\lambda = [0.15, 0.2, 0.25, 0.3]$ and four directions $\theta = [0, \pi/4, \pi/2, 3\pi/4]$ are used. The width of the filters are $\sigma = 4$.

Color Features We used the HSV color representation as color features. Each color components was quantized into 16 bins, and each image patch was represented by 3 normalized color histograms. This gives 48 features for each of the 64 patches, which eventually results in $48 \times 64 = 3072$ features for each image.

Following previous work [25, 24], we used Gaussian kernel

$$k_x(I_i, I_j) = \exp\left(-\frac{\|I_i - I_j\|^2}{2\sigma^2}\right),$$

where I_i is a vector concatenating texture features and color features of i th image and σ is selected as the minimum distance between different images, to compute kernel matrix K_x for the first view. The linear kernel (4.11) was employed to compute kernel matrix K_y using text features for the other view. We used 217 images as training data for the first dataset and 400 images for the second data, the rest were used as testing data.

In Table 5.5, we compare the performance of KCCA, RKCCA and SKCCA. Like the cross-language document retrieval experiments, we use AROC to evaluate the performance of these three algorithms. We see from Table 5.5 that both RKCCA and SKCCA outperform KCCA, and RKCCA achieves the best performance in terms of AROC. In both experiments, dual projections \mathcal{W}_x and \mathcal{W}_y computed by SKCCA have high sparsity.

Table 5.5: Ordinary, regularized and sparse kernel CCA for Content-based image retrieval

Algorithms	AROC	Corr	Sparsity	$Err(\mathcal{W}_x)$	$Err(\mathcal{W}_y)$	l	(γ_x, γ_y) or ρ	CPU time (s)
UW ground truth data: 217 training data								
CCA	0.7396	11.53	(0, 7.7)	6.832e-15	7.638e-15	124	-	0.50
SCCA_ℓ ₁	0.6637	7.89	(94.2, 34.4)	1.669e-5	2.818e-5	124	-	1.55e+3
SCCA_LS	0.7140	11.99	(96.5, 43.3)	0.5420	0.3151	124	10 ⁻²	1.61e+2
KCCA	0.8259	19.37	(0, 0)	3.215e-015	7.069e-14	124	-	0.39
RKCCA	0.8912	20.76	(0, 0)	0.9990	0.9984	124	10 ³	0.43
SKCCA	0.8489	24.98	(91.1, 88.4)	0.9576	0.9175	124	(0.5, 0.3)	7.24
SIMPLIcity: 400 training data								
CCA	0.7390	10.95	(0, 19.9)	5.415e-15	6.434e-15	76	-	3.48
SCCA_ℓ ₁	0.6509	7.58	(90.2, 42.8)	1.066e-5	2.099e-5	76	-	4.63e+3
SCCA_LS	0.7100	9.21	(94.1, 46.7)	0.5397	0.1683	76	10 ⁻²	3.66e+2
KCCA	0.8509	20.21	(0, 0)	3.299e-15	2.061e-14	76	-	1.99
RKCCA	0.8653	13.18	(0, 0)	0.9989	0.9598	76	10 ²	2.19
SKCCA	0.8523	18.89	(58.3, 57.7)	0.5717	0.2707	76	(0.1, 0.01)	1.75e+2

In Figure 5.4, we present AROC of KCCA, RKCCA and SKCCA using different number of projections (l) in both experiments. As visible in Figure 5.4, the AROC of all approaches gradually increases when more projections are used for retrieval. In addition, we observe that RKCCA achieves the largest AROC for any l in both experiments, which verifies its ability of generalizing KCCA. On the other hand, the AROC of SKCCA is at first smaller than and then exceeds that of KCCA. This indicates that the ability of generalization of SKCCA is weaker than RKCCA, which may be attributed to the high sparsity of dual projections computed by SKCCA as shown in Table 5.5.

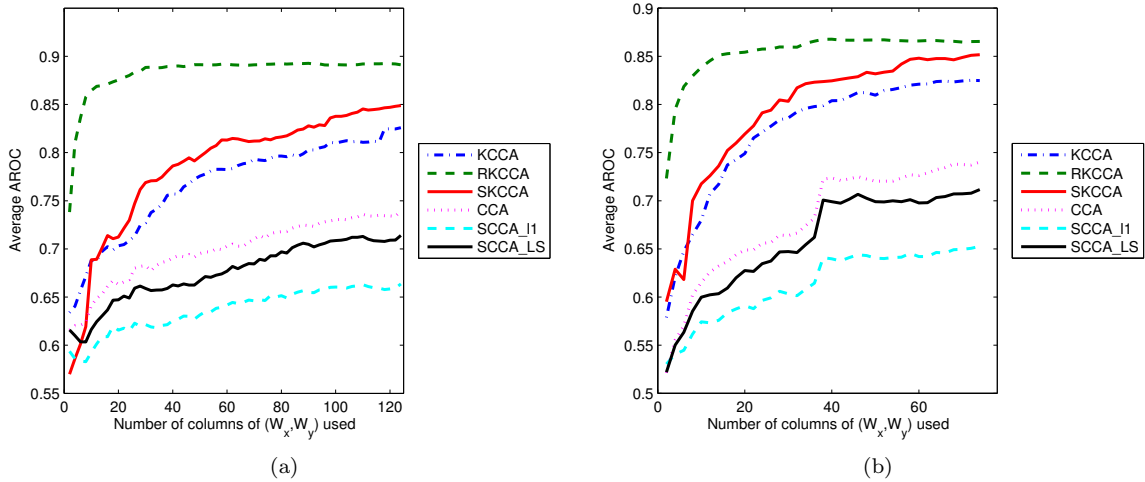


Figure 5.4: Content-based image retrieval using KCCA, RKCCA and SKCCA: (a) UW ground truth data with 217 training data, (b) SIMPLIcity data with 400 training data.

6 Conclusions

In this paper, we proposed a novel sparse kernel CCA algorithm called SKCCA. This algorithm is based on a relationship between kernel CCA and least squares problems which is an extension of a similar relationship between CCA and least squares problems. We incorporated sparsity into kernel CCA by penalizing the ℓ_1 -norm of dual vectors. The resulting ℓ_1 -regularized minimization problems were solved by a fixed-point continuation (FPC) algorithm. Empirical results show that SKCCA not only performs well in computing sparse dual transformations, but also alleviates the over-fitting problem of kernel CCA.

Several interesting questions and extensions of sparse kernel CCA remain. In many applications such as genomic data analysis, CCA is often performed on more than two datasets. It will be helpful to extend sparse kernel CCA to deal with multiple datasets. In the derivation of SKCCA, we did not discuss the choice of kernel function. However, it is believed that the performance of kernel CCA depends on the choice of the kernel. As for future research, we plan to study the problem of finding optimal kernel of kernel CCA for different applications. Moreover, we also plan to generalize the idea of sparse kernel CCA in this paper to involve multiple kernels.

References

- [1] S. Akaho. A kernel method for canonical correlation analysis. In *Proceedings of the International Meeting of the Psychometric Society*, 2001. 2
- [2] F. R. Bach and M. I. Jordan. Kernel independent component analysis. *Journal of Machine Learning Research*, 3:1–48, 2003. 2, 3, 12
- [3] A. Beck and M. Teboulle. A fast iterative shrinkage-thresholding algorithm for linear inverse problems. *SIAM Journal on Imaging Sciences*, 2(1):183–202, 2009. 8

- [4] T. D. Bie, N. Cristianini, and R. Rosipal. Eigenproblems in pattern recognition. In *Handbook of Geometric Computing: Applications in Pattern Recognition, Computer Vision, Neural Computing, and Robotics*, pages 129–170. Springer, 2005. 3, 12
- [5] C. M. Bishop. *Pattern Recognition and Machine Learning*. Springer-Verlag, 2006. 3
- [6] Å. Björck and G. H. Golub. Numerical methods for computing angles between linear subspaces. *Mathematics of Computation*, 27(123):579–594, 1973. 3
- [7] C. J. C. Burges. A tutorial on support vector machines for pattern recognition. *Data Mining and Knowledge Discovery*, 2:121–167, 1998. 2
- [8] D. Chu, S. T. Goh, and Y. S. Hung. Characterization of all solutions for undersampled uncorrelated linear discriminant analysis problems. *SIAM Journal on Matrix Analysis Applications*, 32(3):820–844, 2011. 5
- [9] D. Chu, L.-Z. Liao, M. K. Ng, and X. Zhang. Sparse canonical correlation analysis: New formulation and algorithm. *IEEE Transactions on Pattern Analysis and Machine Intelligence*, 35(12):3050–3065, 2013. 3, 4, 5, 13, 14, 17
- [10] D. Chu, L.-Z. Liao, M. K. Ng, and X. Zhang. Sparse kernel canonical correlation analysis. In *International MultiConference of Engineers and Computer Scientists*, 2013. 1
- [11] J. Dauxois and G. M. Nkiet. Nonlinear canonical analysis and independence tests. *The Annals of Statistics*, 26(4):1254–1278, 1998. 2
- [12] M. Dettling. Bagboosting for tumor classification with gene expression data. *Bioinformatics*, 20(18):3583–3593, 2004. 14
- [13] C. Dhanjal. *Sparse kernel feature extraction*. PhD thesis, University of Southampton, 2008. 3
- [14] C. Dhanjal, S. Gunn, and J. Shawe-Taylor. Efficient sparse kernel feature extraction based on partial least squares. *IEEE Transactions on Pattern Analysis and Machine Intelligence*, 99(1):1347–1361, 2008. 3
- [15] M. A. T. Figueiredo, R. D. Nowak, and S. J. Wright. Gradient projection for sparse reconstruction: Application to compressed sensing and other inverse problems. *IEEE Journal of Selected Topics in Signal Processing*, 1(4):586–597, 2007. 8
- [16] K. Fukumizu, F. R. Bach, and A. Gretton. Statistical consistency of kernel canonical correlation analysis. *Journal of Machine Learning Research*, 8:361–383, 2007. 2, 6, 12
- [17] C. Fyfe and P. L. Lai. ICA using kernel canonical correlation analysis. In *Proceedings of the Workshop on Independent Component Analysis and Blind Signal Separation*, pages 279–284, 2000. 2, 3
- [18] U. Germann. Aligned hansards of the 36th parliament of canada. <http://www.isi.edu/natural-language/download/hansard/>, 2001. 16
- [19] G. H. Golub and C. F. V. Loan. *Matrix Computations*. The Johns Hopkins University Press, 3rd edition, 1996. 3
- [20] G. H. Golub and H. Zha. Perturbation analysis of the canonical correlations of matrix pairs. *Linear Algebra and Its Applications*, 210:3–28, 1994. 3
- [21] E. T. Hale, W. Yin, and Y. Zhang. Fixed-point continuation for ℓ_1 -minimization: Methodology and coverage. *SIAM Journal on Optimization*, 19(3):1107–1130, 2008. 3, 8, 9
- [22] E. T. Hale, W. Yin, and Y. Zhang. Fixed-point continuation applied to compressed sensing: Implementation and numerical experiments. *Journal of Computational Mathematics*, 28(2):170–194, 2010. 3, 8

- [23] D. R. Hardoon and J. Shawe-Taylor. Sparse canonical correlation analysis. *Machine Learning*, 83(3):331–353, 2011. [3](#)
- [24] D. R. Hardoon and J. Shawe-Taylor. Convergence analysis of kernel canonical correlation analysis: Theory and practice. *Machine Learning*, 74:23–38, 2009. [2](#), [19](#)
- [25] D. R. Hardoon, S. R. Szedmak, and J. R. Shawe-Taylor. Canonical correlation analysis: an overview with application to learning methods. *Neural Computation*, 16(12):2639–2664, 2004. [2](#), [3](#), [12](#), [18](#), [19](#)
- [26] H. Hotelling. Relations between two sets of variables. *Biometrika*, 28:321–377, 1936. [1](#)
- [27] Z. Jin, J. Y. Yang, Z. S. Hu, and Z. Lou. Face recognition based on the uncorrelated discriminant transformation. *Pattern Recognition*, 34:1405–1416, 2001. [5](#)
- [28] P. Koehn. Europarl: A Parallel Corpus for Statistical Machine Translation. In *Proceedings: the tenth Machine Translation Summit*, pages 79–86, 2005. [16](#)
- [29] M. Kuss and T. Graepel. The geometry of kernel canonical correlation analysis. Technical report, Max Plank Institute for Biological Cybernetics, Germany, 2003. [2](#), [6](#), [12](#)
- [30] P. Lai and C. Fyfe. Kernel and nonlinear canonical correlation analysis. *International Journal of Neural Systems*, 10:365–374, 2001. [2](#)
- [31] K.-C. Lee, J. Ho, and D. J. Kriegman. Acquiring linear subspaces for face recognition under variable lighting. *IEEE Transactions on Pattern Analysis and Machine Intelligence*, 27(5), 2005. [14](#)
- [32] T. Melzer, M. Reiter, and H. Bischof. Nonlinear feature extraction using generalized canonical correlation analysis. In *Proceedings of the International Conference on Artificial Neural Networks*, pages 353–360, 2001. [2](#)
- [33] S. Mika, G. Rätsch, J. Weston, B. Schölkopf, and K.-R. Müller. Fisher discriminant analysis with kernels. In *Neural Networks for Signal Processing IX*, pages 41–48. IEEE, 1999. [2](#)
- [34] M. Momma and K. P. Bennett. Sparse kernel partial least squares regression. In B. Schölkopf and M. K. Warmuth, editors, *Proceedings of 16th International Conference on Computational Learning Theory*, pages 216–230, 2003. [3](#)
- [35] E. Parkhomenko, D. Tritchler, and J. Beyene. Sparse canonical correlation analysis with application to genomic data integration. *Statistical Applications in Genetics and Molecular Biology*, 8, 2009. Issue 1, Article 1. [3](#)
- [36] R. Rosipal and L. J. Trejo. Kernel partial least squares regression in reproducing kernel Hilbert space. *Journal of Machine Learning Research*, 2:97–123, 2001. [2](#)
- [37] B. Schölkopf and A. J. Smola. *Learning with kernels : support vector machines, regularization, optimization, and beyond*. MIT Press, 2002. [2](#), [3](#), [6](#)
- [38] B. Schölkopf, A. J. Smola, and K.-R. Müller. Nonlinear component analysis as a kernel eigenvalue problem. *Neural Computation*, 10:1299–1319, 1998. [2](#), [6](#)
- [39] J. Shawe-Taylor and N. Cristianini. *Kernel Methods for Pattern Analysis*. Cambridge University Press, 2004. [2](#)
- [40] B. K. Sriperumbudur, D. A. Torres, and G. R. G. Lanckriet. Sparse eigen methods by d.c. programming. In *The 24th International Conference on Machine Learning*, pages 831–838, 2007. [3](#)
- [41] B. K. Sriperumbudur, D. A. Torres, and G. R. G. Lanckriet. A majorization-minimization approach to the sparse generalized eigenvalue problem. *Machine Learning*, 85(1-2):3–39, 2011. [3](#)
- [42] L. Sun, S. Ji, and J. Ye. Canonical correlation analysis for multilabel classification: A least-squares formulation, extensions, and analysis. *IEEE Transactions on Pattern Analysis and Machine Intelligence*, 33(1):194–200, 2011. [7](#)

- [43] L. Tan and C. Fyfe. Sparse kernel canonical correlation analysis. In *Proceedings of 9th European Symposium on Artificial Neural Networks*, pages 335–340, 2001. **3**
- [44] R. Tibshirani. Regression shrinkage and selection via the lasso. *Journal of the Royal Statistical Society (Series B)*, 58:267–288, 1996. **8, 13**
- [45] M. E. Tipping. Sparse bayesian learning and the relevance vector machine. *Journal of Machine Learning Research*, 1, 2001. **3**
- [46] J.-P. Vert and M. Kanehisa. Graph-driven features extraction from microarray data using diffusion kernels and kernel cca. In S. Becker, S. Thrun, and K. Obermayer, editors, *Advances in neural information processing systems, volume 15*. MIT Press, 2003. **3**
- [47] A. Vinokourov, J. Shawe-taylor, and N. Cristianini. Inferring a semantic representation of text via cross-language correlation analysis. In S. Becker, S. Thrun, and K. Obermayer, editors, *Advances in neural information processing systems, volume 15*, pages 1473–1480. MIT Press, 2003. **3, 16**
- [48] S. Waaijenborg, P. C. V. de Witt Hamer, and A. H. Zwinderman. Quantifying the association between gene expressions and dna-markers by penalized canonical correlation analysis. *Statistical Applications in Genetics and Molecular Biology*, 7, 2008. Issue 1, Article 3. **3**
- [49] G. Wahba. *Support vector machines, reproducing kernel Hilbert spaces, and randomized GACV*, pages 69–88. *Advances in kernel methods – Support Vector Learning*. MIT Press, 1999. **2**
- [50] A. Wiesel, M. Kliger, and A. O. Hero. A greedy approach to sparse canonical correlation analysis. 2008. Available at <http://arxiv.org/abs/0801.2748>. **3**
- [51] D. M. Witten and R. Tibshirani. Extensions of sparse canonical correlation analysis with applications to genomic data. *Statistical Applications in Genetics and Molecular Biology*, 8, 2009. Issue 1, Article 28. **3**
- [52] D. M. Witten, R. Tibshirani, and T. Hastie. A penalized matrix decomposition, with applications to sparse principal components and canonical correlation analysis. *Biostatistics*, 10(3):515–534, 2009. **3**
- [53] Y. Yamanishi, J. P. Vert, A. Nakaya, and M. Kanehisa. Extraction of correlated gene clusters from multiple genomic data by generalized kernel canonical correlation analysis. *Bioinformatics*, 19(Suppl 1):i323–i330, 2003. **3**
- [54] J. Yang and Y. Zhang. Alternating direction algorithms for ℓ_1 -problems in compressive sensing. *SIAM Journal on Scientific Computing*, 33(1):250–278, 2011. **8**
- [55] J. Ye. Characterization of a family of algorithms for generalized discriminant analysis on undersampled problems. *Journal of Machine Learning Research*, 6:483–502, 2005. **5**
- [56] X. Zhang. *Sparse Dimensionality Reduction Methods: Algorithms and Applications*. PhD thesis, National University of Singapore, 2013. **1**