

Leader Election with High Probability for Self-Organizing Programmable Matter

Joshua J. Daymude
Arizona State University
jdaymude@asu.edu

Robert Gmyr
Paderborn University
gmyr@mail.upb.de

Andréa W. Richa
Arizona State University
aricha@asu.edu

Christian Scheideler
Paderborn University
scheideler@upb.de

Thim Strothmann
Paderborn University
thim@mail.upb.de

ABSTRACT

In this paper we consider programmable matter that consists of computationally limited devices (which we call *particles*) that are able to self-organize in order to achieve a desired collective goal without the need for central control or external intervention. Particles can establish and release bonds and can actively move in a self-organized way. We investigate the feasibility of solving fundamental problems relevant for programmable matter. As a model for such self-organizing particle systems, we use the geometric amoebot model [23] that has received some attention in the last years. We present an efficient local-control algorithm for leader election, that elects a leader particle in $O(n)$ rounds with high probability, where n is the number of particles in the system. Our algorithm relies only on local information (e.g., particles do not have ids, nor do they know n , or have any sort of global coordinate system), and requires only a constant-size memory per particle.

Keywords

Self-Organizing Systems; Programmable Matter; Leader Election

1. INTRODUCTION

The vision behind *programmable matter* is to have a piece of matter that can change its physical properties like shape, density, conductivity, or color in a programmable fashion based on either user input or autonomous sensing. Many realizations of programmable matter have been proposed — ranging from DNA tiles, shape-changing molecules, and synthetic cells, to reconfigurable modular robotics — each pursuing solutions for specific application scenarios with their own, special capabilities and constraints. We envision programmable matter to consist of a system of computationally limited devices (which we refer to as particles) which can move and bond and exchange information in order to solve the given goal in a collective manner and without any outside intervention. One central classical distributed computing problem that is very interesting for programmable matter is *leader election*, e.g., all known shape formation techniques [23, 21, 22] require some kind of leader particle to be bootstrapped. In this paper we continue our research from [23] and present a local control protocol that solves leader election in a linear number of rounds with high prob-

ability¹. In contrast to our previous work the new algorithm achieves its runtime bound with high probability instead of in expectation. Moreover, the algorithm itself is easier to implement, i.e., we are able to give a local control protocol for particles instead of presenting the algorithm on a global scale.

1.1 Amoebot model

We assume that any structure the particle system can form can be represented as a subgraph of an infinite graph $G = (V, E)$ where V represents all possible positions the particles can occupy relative to their structure, and E represents all possible atomic transitions a particle can perform as well as all places where neighboring particles can bond to each other. In the *geometric amoebot model*, we assume that $G = G_{\text{eqt}}$, where G_{eqt} is the infinite regular triangular grid graph. Figure 1(a) illustrates the standard planar embedding of G_{eqt} .

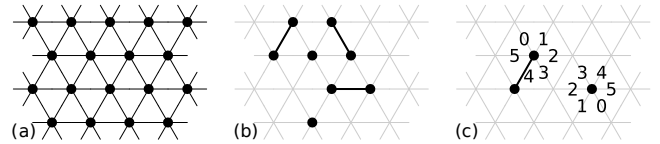


Figure 1: (a) shows a section of G_{eqt} . Nodes of G_{eqt} are shown as black circles. (b) shows five particles on G_{eqt} . The underlying graph G_{eqt} is depicted as a gray mesh. A particle occupying a single node is depicted as a black circle, and a particle occupying two nodes is depicted as two black circles connected by an edge. (c) depicts two particles occupying two non-adjacent positions on G_{eqt} . The particles have different offsets for their head port labelings.

We recall the main properties of the geometric amoebot model from [23]. Each particle occupies either a single node or a pair of adjacent nodes in G_{eqt} , and every node can be occupied by at most one particle. Two particles occupying adjacent nodes are *connected* by a *bond*, and we refer to such particles as *neighbors*. The bonds do not just ensure that the particles form a connected structure but they are also

¹We write *w.h.p.* (i.e., *with high probability*) to refer to an event that occurs with probability at least $1 - n^{-c}$ for any constant $c > 1$.

used for exchanging information as explained below.

Particles move through *expansions* and *contractions*: If a particle occupies one node (i.e., it is *contracted*), it can expand to an unoccupied adjacent node to occupy two nodes. If a particle occupies two nodes (i.e., it is *expanded*), it can contract to one of these nodes to occupy only a single node. Figure 1(b) illustrates a set of particles (some contracted, some expanded) on the underlying graph G_{eqt} . For an expanded particle, we denote the node the particle last expanded into as its *head* of the particle and call the other occupied node its *tail*. For a contracted particle, the single node occupied by the particle is both its head and its tail. A *handover* allows particles to stay connected as they move. Two scenarios are possible here: (1) a contracted particle p can “push” a neighboring expanded particle q and expand into the neighboring node previously occupied by q , forcing q to contract, or (2) an expanded particle p can “pull” a neighboring contracted particle q to node v it occupies thereby causing q to expand into v , which allows p to contract.

Particles are *anonymous*. Each particle has a collection of *ports*, one for each edge incident to the nodes occupied by it, that have unique labels from the local perspective of that particle. Adjacent particles establish bonds through the ports facing each other. We assume that the particles have a common *chirality*, i.e., they all have the same notion of *clockwise direction*, which allows a particle to order the port labels of its head and tail in clockwise order. However, particles do not have a common sense of orientation since they can have different offsets of the labelings, see Figure 1(c). Without loss of generality, we assume that each particle labels its head and tail ports from 0 to 5 in clockwise order. Whenever a particle p is connected through some port to a particle q , we assume that p knows the label of q ’s port that lies opposite of the respective port of p . Furthermore, we assume that p knows whether q ’s port belongs to the head or tail of q .

Each particle has a constant-size shared local memory that can be read and written to by any neighboring particle. This allows a particle to exchange information with a neighboring particle by simply writing it into the other particle’s memory. A particle always knows whether it is contracted or expanded, and in the latter case it also knows along which head port label it is expanded. We assume that this information is also available to the neighboring particles (by publishing that label in its local shared memory). Particles do not know the total number of particles, nor do they have any estimate on this number.

We assume the standard asynchronous model from distributed computing, where the particle system progresses through a sequence of *particle activations*, i.e., only one particle is active at a time. Whenever a particle is activated, it can perform an arbitrary bounded amount of computation (involving its local memory as well as the shared memories of its neighbors) and at most one movement. We define a *round* to be over once each particle has been activated at least once.

The *configuration* C of the system at the beginning of time t consists of the nodes in G_{eqt} occupied by the set of particles; in addition, for every particle p , C contains the current state of p , including whether the particle is expanded or contracted, its port labeling, and the contents of its local memory. For more details on the model, please refer to [23].

1.2 Related work

Many approaches related to programmable matter have recently been proposed. One can distinguish between active and passive systems. In passive systems the particles either do not have any intelligence at all (but just move and bond based on their structural properties or due to chemical interactions with the environment), or they have limited computational capabilities but cannot control their movements. Examples of research on *passive systems* are DNA computing [1, 6, 13, 36], tile self-assembly systems in general (e.g., see the surveys in [24, 33, 37]), population protocols [3], and slime molds [7, 31]. We will not describe these models in detail as they are only of little relevance for our approach. On the other hand in *active systems*, computational particles can control the way they act and move in order to solve a specific task. Robotic swarms, and modular robotic systems are some examples of active programmable matter systems.

In the area of *swarm robotics* it is usually assumed that there is a collection of autonomous robots that have limited sensing, often including vision, and communication ranges, and that can freely move in a given area. They follow a variety of goals, for example graph exploration (e.g., [25]), gathering problems (e.g., [2, 15]), shape formation problems (e.g., [26, 34]), and to understand the global effects of local behavior in natural swarms like social insects, birds, or fish (see e.g., [10]). Surveys of recent results in swarm robotics can be found in [29, 32]; other samples of representative work can be found in e.g., [4, 5, 16, 17, 18, 28, 30]. While the analytically techniques developed in the area of swarm robotics and natural swarms are of some relevance for this work, the individual units in those systems have more powerful communication and processing capabilities than in the systems we consider.

The field of *modular self-reconfigurable robotic systems* focuses on intra-robotic aspects such as the design, fabrication, motion planning, and control of autonomous kinematic machines with variable morphology (see e.g., [27, 39]). *Metamorphic robots* form a subclass of self-reconfigurable robots that share some of the characteristics of our geometric model [14]. The hardware development in the field of self-reconfigurable robotics has been complemented by a number of algorithmic advances (e.g., [8, 34, 35]), but so far mechanisms that automatically scale from a few to hundreds or thousands of individual units are still under investigation, and no rigorous theoretical foundation is available yet.

The *nubot* model [11, 12, 38] by Woods et al. aims at providing the theoretical framework that would allow for a more rigorous algorithmic study of biomolecular-inspired systems, more specifically of self-assembly systems with active molecular components. While bio-molecular inspired systems share many similarities with our self-organizing particle systems, there are many differences that do not allow us to translate the algorithms and other results under the nubot model to our systems — e.g., there is always an arbitrarily large supply of “extra” particles that can be added to the system as needed, and the system allows for an additional (non-local) notion of rigid-body movement.

The *amoebot* model [19] is a model for self-organizing programmable matter that aims to provide a framework for rigorous algorithmic research for nano-scale systems. In [23] the authors describe a leader election algorithm that decides the problem in expected linear time. Recently a *universal* shape formation algorithm [22], a universal coating algo-

rithm [20] and a markov-chain algorithm for the compression problem [9] have been introduced, showing that there is potential to investigate various problems in the model.

1.3 Problem Description

We consider the classical problem of *leader election* in a distributed system. A (distributed) algorithm solves the leader election problem if it reaches a configuration such that exactly one particle is a leader (i.e., only this particle is in a leader state), while all other particles will not become a leader. According to this problem definition the algorithm does not have to terminate for non-leader particles. We will later show how to achieve termination for all particles. Throughout the paper, we assume the particle system to be connected. For simplicity, we assume all particles to be contracted. This is just for convenience.

1.4 Our Contributions

In this paper we present the first leader election algorithm for programmable matter that solves the leader election problem in $O(n)$ rounds with high probability, where n is the number of particles in the system. Note that with high probability refers to the correctness of the algorithm as well as to the running time. In Section 4 we will show how to adapt the algorithm such that all non-leader particles will be in a specific non-leader state to achieve a success probability of 1.

Compared to our leader election algorithm of [23], our new algorithm has the following advantages: (i) The runtime is not in expectation but with high probability, (ii) instead of presenting only a high level protocol and merely sketching how it is executed by a single particle we present the local-control protocol, and (iii) we show correctness and runtime for the local-control protocol ([23] did this only for a simplified version).

2. ALGORITHM

Before describing the local-control protocol of our leader election algorithm we give a high-level overview. The algorithm is divided into six different phases. However, these phases are not strictly synchronized among each other.

In the first phase all particles check whether they are completely surrounded by other particles or whether they are on a *boundary* of the particle system, since only the second type of particle competes for leadership. Moreover, particles occupying a boundary organize themselves into a directed cycle (see Section 2.1). In the second phase we use coin flipping to divide a boundary into *segments* (see Section 2.2). Particles that flip heads become candidates that continue to compete for leadership, whereas non-candidates try to assist the candidates in the process, i.e., a consecutive sequence of non-candidates becomes a segment that helps the candidate preceding it (in direction of the cycle). In the third phase we assign an identifier to each candidate which is stored in its segment (see Section 2.3). In the fourth phase we compare all identifiers by a token passing scheme that moves all identifiers along the boundary in a continuous fashion (see Section 2.4). Candidates whose identifier is not maximal will revoke their candidacy, i.e. only the candidate(s) with the biggest identifier stay candidate. Whenever a candidate sees its own identifier in phase four, phase five is started, in which the candidate checks, whether it is the last remaining candidate on the boundary (see Section 2.5). In case phase

five succeeds, the candidate checks in the last phase whether it is located on the unique *outer* boundary of the particle system (see Section 2.6). If so, it becomes the leader, otherwise it revokes candidacy.

The first phase of the algorithm operates on particles. The remaining phases, which constitute the main part of our algorithm, operate exclusively on boundaries. Again, Note that this algorithm is probabilistic in terms of runtime and correctness. However, in Section 4 we will explain how to transform it into a Las Vegas algorithm.

2.1 Boundary Setup

The first phase of the algorithm subdivides the particle system into a set of *boundaries*. This approach is directly adopted from [23]. Nevertheless, we give a full description of this phase to introduce important notation and to fully specify the leader election algorithm as a local-control protocol.

Let $A \subseteq V$ be the set of nodes that are occupied by particles. According to the problem definition, the induced subgraph $G_{\text{eqt}}|_A$ is connected. Consider the graph $G_{\text{eqt}}|_{V \setminus A}$ induced by the unoccupied nodes in G_{eqt} . We call a connected component of $G_{\text{eqt}}|_{V \setminus A}$ an *empty region*. Let $N(R)$ be the neighborhood of an empty region R in G_{eqt} . Note that all nodes in $N(R)$ are occupied. We refer to $N(R)$ as the *boundary* corresponding to R . Since $G_{\text{eqt}}|_A$ is a connected finite graph, exactly one empty region has infinite size while the remaining empty regions have finite size. We define the boundary corresponding to the infinite empty region to be the unique *outer boundary* and refer to a boundary that corresponds to a finite empty region as an *inner boundary*.

In the boundary setup phase, the particles determine the boundaries of the system in an implicit and distributed way. The goal is to organize the particles occupying a boundary into a directed cycle. The particles set up the boundaries instantly using only local information and without any communication. A formal specification of the protocol for this phase using pseudo-code would require notation that is unnecessary for the remainder of the paper. Furthermore, the protocol is very simple. Therefore, we specify the protocol in an informal way and illustrate it in Figure 2. Given suitable notation, it is straight-forward to derive pseudo-code for this phase.

Figure 2 shows all possible neighborhoods of a particle (up to rotation, which cannot be perceived by a particle) and the corresponding results of the boundary setup phase. First, a particle p checks for the two special cases depicted in the leftmost part of the figure. If p has no neighbors, it is the only particle in the system (since the system is connected). Thus, it immediately declares itself the leader and terminates. If all neighboring nodes of p are occupied, p is not part of any boundary and terminates without participating any further in the leader election process.

If these special cases do not apply, then p has at least one occupied node and one unoccupied node in its neighborhood. Interpret the neighborhood of p as a directed ring of six nodes that is oriented clockwise around p . Consider a maximal sequence of unoccupied nodes (v_1, \dots, v_k) in this ring. Such a sequence is part of some empty region and hence corresponds to a boundary that includes p . Let v_0 be the node before v_1 and let v_{k+1} be the node after v_k in the ring. Note that by definition, v_0 and v_{k+1} are occupied. p implicitly arranges itself as part of a directed cycle spanning

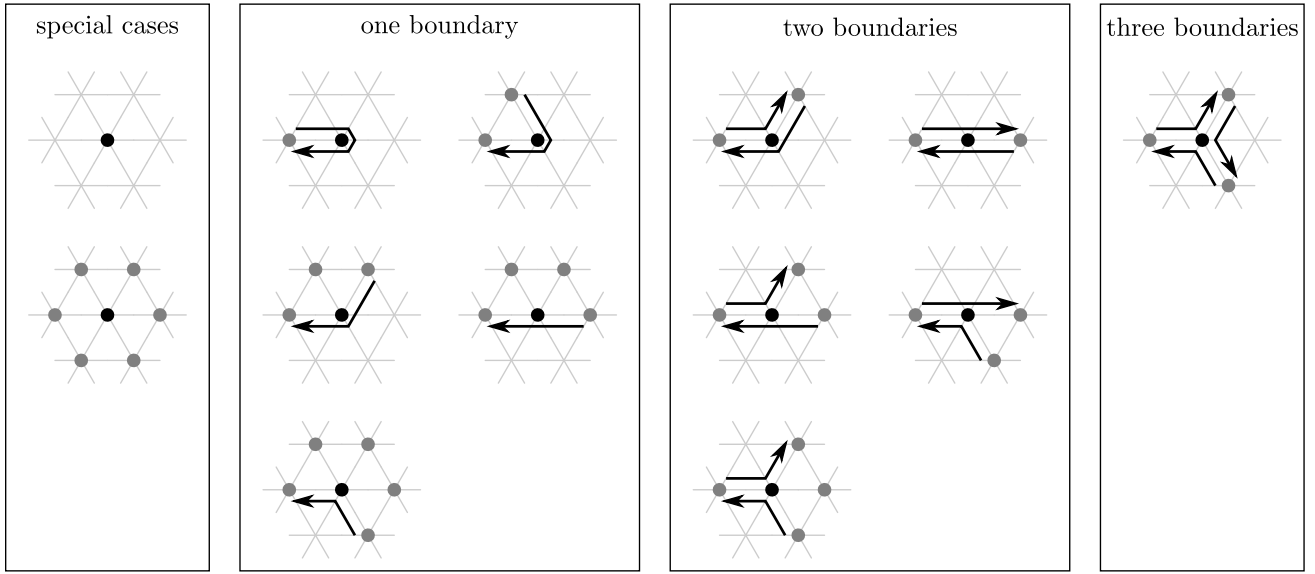


Figure 2: Possible results of the boundary setup phase depending on the neighborhood of a particle. In the special cases shown in the left-most part of the figure the particle does not set up any boundaries. The remainder of the figure is organized according to the number of boundaries a particle is part of from its local perspective. For each boundary, the figure shows an arrow that starts at the predecessor and ends at the successor for that boundary.

the boundary by considering the particle occupying v_0 to be its *predecessor* and the particle occupying v_{k+1} to be its *successor* for that boundary. It does this individually for each maximal sequence of unoccupied nodes in its neighborhood. The resulting cases are depicted in Figure 2.

Except for the last phase, the remainder of the leader election algorithm operates exclusively on boundaries. They are executed on each boundary individually; the executions within different boundaries do not interact with each other. Note that a particle can have up to three maximal sequences of unoccupied nodes in its neighborhood (see Figure 2). As a consequence, a particle can be part of up to three distinct boundaries. However, a particle cannot locally decide whether two distinct sequences belong to two distinct empty regions or to the same empty region. To guarantee that the execution on distinct boundaries are separated, we let the particles treat each sequence as a distinct empty region. For each such sequence, a particle executes an independent instance of the same algorithm. We say a particle acts as a number of distinct *agents*, one for each maximal sequence of unoccupied nodes in its neighborhood. Each agent is assigned the predecessor and successor that was determined by the particle for the corresponding sequence. This effectively connects the set of all agents into disjoint cycles spanning the boundaries of the system, see Figure 3. We refer to the predecessor and successor of an agent a as $a.pred$ and $a.succ$, respectively. Note that a particle can now occur up to three times (as different agents) on the same boundary. We can ignore this fact for most of the phases of our algorithm. However, we will come back to this when describing the solitude verification phase in Section 2.5.

2.2 Segment Setup

Recall that except for the first phase of the algorithm, all phases operate exclusively on boundaries. In the sections

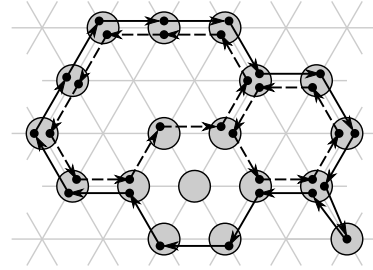


Figure 3: Boundaries and agents. Particles are depicted as gray circles and the agents of a particle are shown as black dots inside of the circles. After boundary setup, the agents are connected to disjoint cycles that span the boundaries of the system. The solid arrows represent the unique outer boundary and the dashed arrows represent the two inner boundaries.

describing these phases, we always consider a single boundary. We distinguish two types of agents: *candidates* and *non-candidates*. In the following phases, candidates compete for leadership among each other while non-candidates assist the candidates in their competition.

The goal of this phase is to divide the boundary into *segments*. A segment is a maximal consecutive sequence of agents (a_1, a_2, \dots, a_k) with $a_i = a_{i-1}.succ$ for $i \geq 2$ such that a_1 is a candidate and a_i is a non-candidate for $i > 1$. The maximality condition implies that the agent a_{k+1} following a_k has to be a candidate. We say the segment $(c = a_1, a_2, \dots, a_k)$ belongs to candidate c and refer to it as $c.seg$. In the following phases, the candidates use their segments as a distributed memory.

To split the boundary into segments, each agent flips a

fair coin. The agents for which the coin flip comes up heads become candidates and the agents for which the coin flip comes up tails become non-candidates.

2.3 Identifier Setup

In this phase, each candidate generates a random *identifier* by assigning a random digit to each agent in its segment. These identifiers are used in the next phase to elect a leader. Note that the term identifier is slightly misleading in that two distinct candidates can have the same identifier (in fact, this will happen quite frequently in a typical execution of the leader election algorithm). Nevertheless, we hope that the reader agrees that the way these values are used in the following phase makes this term an apt choice.

To generate a random identifier, a candidate c sends a token along its segment in the direction of the boundary. During its traversal of the segment, the token assigns a value chosen uniformly at random from the interval $[1, r - 1]$ to each visited particle where r is a constant that is fixed in the analysis. The identifier generated in this way is a number with radix r consisting of $|c.\text{seg}|$ digits where c holds the most significant digit and the last agent of $c.\text{seg}$ holds the least significant digit. We refer to the identifier of a candidate c as $c.\text{id}$. When comparing identifiers of different lengths, we assume that the shorter identifier is (virtually) padded with the appropriate number of leading zeros so that longer identifiers are always strictly greater than shorter identifiers.

After generating its random identifier, each candidate creates a copy of that identifier which is stored in *reversed digit order* in its segment. This step is required as a preparation for the next phase. To achieve this, we use a single token that moves back and forth along the segment and copies one digit at a time. More specifically, we reuse the token described above that generated the random identifier. Once this token reaches the end of the segment, it starts copying the identifier: It reads the digit of the agent at the end of the segment and then moves to the beginning of the segment. There, it stores a copy of that digit in the candidate c . It then reads the digit of c and move back to the end of the segment where it stores a copy of that digit in the agent at the end of the segment. It proceeds in a similar way with the second and the second to last agent and so on until the identifier is completely copied. Afterwards, the token moves back to c to inform the candidate that the identifier setup is complete and to start the identifier comparison. Note that for ease of presentation we deliberately opted for a simple algorithm over a fast algorithm for copying the identifier. As we will show in Section 3, the runtime of this simple algorithm is dominated by the runtime of the following phase so that the overall asymptotic runtime of the leader election algorithm does not suffer.

2.4 Identifier Comparison

The ultimate goal of the identifier comparison phase is to eliminate candidates from the leader election process. To be more precise, all candidates whose identifier is not maximal (on that boundary) will withdraw their candidacy and candidates with the maximal identifier will eventually progress to solitude verification. In order to do so, the non-reversed copies of the identifiers remain stored in the corresponding segments as is, while the reversed copies move along the boundary as a sequence of tokens. More specifically, a *digit*

token is created for each digit of a reversed identifier. Therefore, each particle of the boundary creates exactly one token. Digit tokens created by the last agent of a segment (i.e., the most significant digit of the reversed identifier) are marked as *delimiter tokens*. We define the *token segment* of a candidate c as the sequence of tokens created by the particles in $c.\text{seg}$. We refer to the identifier stored in a token segment as the *token identifier* of that segment.

In a nutshell, we compare each identifier with every other token identifier, i.e., each candidate c will compare $c.\text{id}$ with all (reversed) identifiers stored in token segments, while the digit tokens traverse $c.\text{seg}$. To achieve this, the digit tokens traverse the boundary in its opposite direction. They never stop moving until a leader is elected, i.e., even if a candidate progresses to solitude verification the identifier comparison will continue.

Consider some candidate c , from a global point of view there are three possible scenarios that can occur while comparing $c.\text{seg}$ with a token segment: (i) the token segment is longer than $c.\text{seg}$ or the lengths are equal and $c.\text{id}$ is smaller than the token identifier, (ii) the token segment is smaller than $c.\text{seg}$ or the lengths are equal and $c.\text{id}$ is greater than the token identifier or (iii) the lengths are equal and the identifiers are equal. In the first case c does not have the maximal identifier and withdraws candidacy, while in the second case c is still a possible leader and remains a candidate. Finally, in the third case, c starts solitude verification. Note that the latter case and the resulting start of solitude verification might occur frequently simply due to the fact that candidates with short segments can easily have the same identifier.

To explain the token passing scheme of the identifier comparison more in detail consider a candidate c at the beginning of the identifier comparison phase, i.e., c and all agents in $c.\text{seg}$ still hold the token they originally created. Let b be the succeeding candidate of c in direction of the cycle. Both a particle and a token can be either *active* or *inactive*. Each particle is initially active. Tokens are initially inactive, but turned active once they are forwarded in a new segment. Since tokens move in the opposite direction of cycle, the token segment of b will move along $c.\text{seg}$. When an active token meets an active particle, both turn inactive and we say that we *paired* the token with the particle. Moreover, the candidate will store the comparison value of the two digits, i.e., whether the digit of the token is greater than the one stored in the agent, or vice-versa, or equal.

To be more specific, in our example the least significant digit token of $b.\text{id}$ and the least significant digit of $c.\text{id}$ will be paired first, then the second least significant digits and so on. In case the delimiter token of b is paired with candidate c , both segments have equal length, if it is paired with another agent in $c.\text{seg}$ (and is therefore inactive when it reaches c), $b.\text{seg}$ is strictly shorter than $c.\text{seg}$, if a non delimiter token of b is paired with c the segment of $b.\text{seg}$ is strictly greater than $c.\text{seg}$. Therefore, candidate c can easily distinguish all three cases once it has seen all tokens of the token segment of b . In case the segment lengths are equal, we need compare $c.\text{id}$ and $b.\text{id}$ digitwise. However, since we pair tokens and agents starting from the least significant to the most significant digit, the delimiter token can easily keep track of the highest order digit in which the identifiers differ. Consequently, c can identify whether it stays a candidate, withdraws candidacy or starts solitude verification.

As a final step, we have to *unpair* tokens and agents, i.e., turn both active again and delete the stored comparison value of agents. To do so, we use the candidates and the delimiter tokens. A candidate turns an inactive token active, while a delimiter token turns agents active and cleans the comparison value. With this way of cleaning up after one comparison, we can make sure that tokens do not have to wait in order to start the next comparison. Note that withdrawn candidates are still involved in identifier comparison to some degree, i.e., tokens and agents will still pair and the candidate will still turn tokens active. However, they will never progress to solitude verification and are treated as non candidates in the solitude verification phase.

Since the identifier comparison phase should run in a continuous fashion without stopping, we need one further technical detail to avoid long waiting times for tokens. We allow each agent to hold not only but two tokens at a time. Tokens are not allowed to overtake each other, i.e., whenever an agent stores two tokens, it keeps track which token was received first and forwards this token first if the successor can hold an additional token.

2.5 Solitude Verification

As already mentioned, whenever the identifier of a segment equals the identifier of a token segment, the candidate c of the segment initiates solitude verification to determine whether it is the last candidate on the boundary. Solitude verification also is an integral part of the leader election protocol of [23]. Here, we propose a new solitude verification protocol that is much simpler than the one presented in [23].

From a global point of view c needs to determine whether the next candidate in direction of the cycle is itself or a different agent. As a consequence, solitude verification does not only span $c.seg$, but also the following segments that belong to withdrawn candidates. We use $c.seg^*$ to refer to this *extended segment* of c . If we treat the edges that connect the agents on the boundary as vectors in the two dimensional plane, then c is the only candidate on the boundary if and only if the vectors of $c.seg^*$ cancel out component wise. Simply put, we can treat c as the origin and use its own local orientation as a coordinate system, such that solitude verification succeeds once the amount of positive x -vectors equals the amount of negative x -vectors (the same being true for the y -coordinate).

In the following, we only describe the solitude verification for the x -coordinate (in the local orientation of c). It is also executed in parallel for the y -coordinate. First, c sends an *activation token* through $c.seg^*$. Whenever the token moves *up* (i.e., in positive direction of the x -axis in the orientation of c), it sends a $+1$ token back along the boundary towards the candidate, whenever it moves *down*, it sends a -1 token. The $+1$ *do not interact* with the -1 tokens. Both kinds of tokens move as close as possible to c . Similarly to the identifier comparison phase each agent can hold two $+1$ and -1 tokens at a time. A $+1$ or -1 token becomes *settled* (i.e., it stops moving towards c and sets a static-bit to true), if (i) c holds that token or (ii) the token is at an agent such that the preceding agent already holds two settled tokens. Consequently, both token types are collected in consecutive agents starting at c . Once the activation token traversed $c.seg^*$, it turns around and moves back towards c . It stays behind the $+1/-1$ tokens until it reaches the end of the collected row of the $+1/-1$ tokens. The x -coordinate difference is 0 if and

only if the rows end at the same agent and the agent holds the same amount of $+1$ and -1 tokens. The activation token moves back to c and reports the result of the x -coordinate comparison. A candidate only passes solitude verification if both the x - and the y -coordinate difference are 0.

In Section 2.1 we mentioned that a particle can occur up to three times (as different agents) on the same boundary. Therefore, once a candidate has passed the already described the solitude verification, it has to make sure that the extended segment also ends at the correct agent (not only the same particle), to make sure that it truly is the last remaining candidate. This can be easily done by numbering the agents of a candidate, and sending this agent identifier in the activation token of segment comparison. Once that token traversed $c.seg^*$ it compares the stored agent identifier with the agent identifier of the succeeding candidate of c . If the identifiers do not match, it cannot be the same candidate, i.e., solitude verification will fail even if the x - and y -coordinates cancel out.

As stated in Section 2.4, solitude verification can potentially start whenever the identifier of a segment equals the identifier of a token segment. However, to avoid conflicts, c will not initiate solitude verification if there is already an ongoing solitude verification initiated by it. Finally, a candidate that is eliminated in the identifier comparison phase will not directly withdraw candidacy, but waits until its ongoing solitude verification is finished before withdrawing.

2.6 Inside-Outside-Test

Once a candidate determines that it is the only remaining candidate on a boundary, it initiates the inside-outside-test to determine whether it lies on the unique outer boundary of the particles system. If this is the case, it declares itself the leader. Otherwise, it revokes its candidacy. To do so, we make use of the observation that from a global perspective the outer boundary is oriented clockwise while an inner boundary is oriented counter-clockwise. This is a direct consequence of the way the predecessor and successor of an agent are defined (see Section 2.1).

The candidate can distinguish between this two situations by a simple token passing scheme that was introduced in [23]. It sends a token along the boundary that sums the angles of the turns it takes, see Figure 4. When the token returns

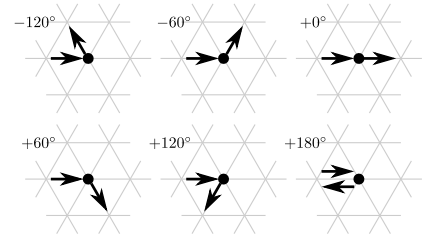


Figure 4: The angle between the directions a token enters and exits an agent.

to the candidate its value represents the external angle of the polygon corresponding to the boundary while respecting the rotation of the cycle. Consequently, it is 360° for the outer border and -360° for an inner border. The token can represent the angle as an integer k such that the angle is $k \cdot 60^\circ$. Furthermore, to distinguish the two possible final values of k it is sufficient to store k modulo 5, so that the

token only requires 3 bits of memory.

3. ANALYSIS

We now turn to the analysis of the leader election algorithm. We first show the correctness of the algorithm in Section 3.1 and then analyze its runtime in Section 3.2.

3.1 Correctness

For the correctness of the algorithm we have to show that eventually a unique leader is established in the system and all particles stop their execution of the algorithm. We can focus almost exclusively on the behavior of the algorithm on the unique outer boundary while mostly ignoring the inner boundaries. The only property we need concerning inner boundaries is that no leader can be established on them which follows immediately from the Inside-Outside-Test described in Section 2.6. It is thus possible that the algorithm never terminates on inner boundaries, especially when they are very short. In Section 4 we will briefly explain how enforce termination for all agents by a broadcast. It remains to show that on the outer boundary a leader is eventually established.

In order to prove the correctness of the algorithm, we first show that with high probability, the identifiers generated by the candidates on the outer boundary are such that one identifier is strictly larger than all other identifiers. Let L be the length of the outer boundary. The following lemma establishes a lower bound on L .

LEMMA 1. $L > \sqrt{n}$

PROOF. We define a coordinate system by picking an arbitrary node of G_{eqt} as the origin and choosing an x - and y -axis as depicted in Figure 5. Consider the *axis-aligned*

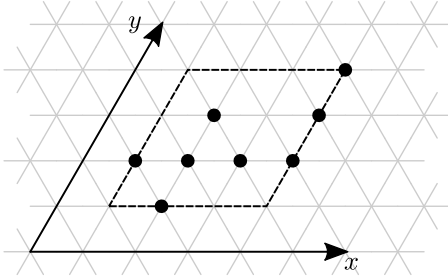


Figure 5: Coordinate system and bounding box (dashed) of a particle system.

bounding box of a particle system with n particles, see Figure 5. We define the length of a side of this bounding box as the number nodes it spans. One of the sides of this bounding box has to be of length at least \sqrt{n} since otherwise the number of particles in the system would be strictly smaller than n . Let k be the length of a longest side of the bounding box. By definition, we have $L \geq 2k \geq 2\sqrt{n} > \sqrt{n}$. \square

Recall that when identifiers of different lengths are compared, the shorter identifier is (virtually) padded with leading zeros and therefore a longer identifier is always strictly larger than a shorter identifier. The following lemma gives us a lower bound on the length of the longest segment which is equivalent to the number of digits in the longest identifier.

LEMMA 2. For sufficiently large n , there is a segment of length at least $0.25 \log n$, w.h.p.

PROOF. Pick an arbitrary agent a_1 on the boundary and define $a = (a_1, a_2, \dots, a_L)$ where $a_i = (a_{i-1}).\text{succ}$ for $2 \leq i \leq L$. Let $b = (b_1, b_2, \dots, b_L)$ where $b_i = 1$ if the coin flip of a_i came up heads and $b_i = 0$ otherwise. Define $m = 0.25 \log n$. We first show that b contains a subsequence of length at least m such that all elements of the subsequence are 0. For this, we divide b into consecutive subsequences of length m . By Lemma 1, we get $k = \lfloor L/m \rfloor > \lfloor \sqrt{n}/m \rfloor$ such subsequences. Let $b^{(i)} = (b_{(i-1)m+1}, \dots, b_{im})$ be the i -th such subsequence where $1 \leq i \leq k$. Let E_i be the event that all elements of $b^{(i)}$ are 0. We have $\Pr[E_i] = (1/2)^m = n^{-1/4}$. Since the events E_i are independent, we have

$$\begin{aligned} \Pr \left[\bigcap_i \overline{E_i} \right] &= \left(1 - n^{-1/4} \right)^k \\ &< \left(1 - n^{-1/4} \right)^{\lfloor \sqrt{n}/m \rfloor} \\ &< \left(1 - n^{-1/4} \right)^{0.25 \sqrt{n}/m} \\ &= \left(1 - n^{-1/4} \right)^{0.25 \sqrt{n}/(0.25 \log n)} \\ &= \left(\left(1 - n^{-1/4} \right)^{n^{1/4}} \right)^{n^{1/4}/\log n} \\ &\leq e^{-n^{1/4}/\log n}, \end{aligned}$$

where we assume $n \geq 2$ for the inequality from the second to the third line. Therefore, we have that for n sufficiently large the entries of one of the subsequences $b^{(i)}$ are all 0, w.h.p. It follows that for n sufficiently large b contains a subsequence of at least m entries that are 0, w.h.p.

It remains to show that at least one element of b is 1. This holds with probability $1 - 2^{-L} > 1 - 2^{-\sqrt{n}}$, according to Lemma 1. Therefore, for n sufficiently large there is a segment of size at least m , w.h.p. \square

Finally, we show that one of the identifiers of maximal length is indeed strictly larger than all other identifiers.

LEMMA 3. For n sufficiently large, there is a candidate c such that $c.\text{id} > b.\text{id}$ for all candidates $b \neq p$, w.h.p.

PROOF. Let C be the set of candidates, let M be the set of candidates with maximal segment length, and let $c \in M$ be some candidate with maximal identifier among the candidates in M . Since c has maximal segment length, we have $c.\text{id} > b.\text{id}$ for all $b \in C \setminus M$. It remains to show that $c.\text{id} > b.\text{id}$ for all $b \in M$ with $b \neq c$. This is the case if the identifier of p is unique. By definition, the identifiers of the candidates in M all consist of the same number of digits. By Lemma 2, this number of digits is at least $0.25 \log n$. Each digit is chosen independently and uniformly at random from the interval $[1, r-1]$. Therefore, for any candidate $b \in M$ with $b \neq c$ the probability that $b.\text{id} = c.\text{id}$ is at most $(r-1)^{-0.25 \log n}$. Applying the union bound gives us that the probability that there exists such a candidate is at most $(|M| - 1) \cdot (r-1)^{-0.25 \log n} < n^{1-0.25 \log(r-1)}$, which shows the lemma. \square

Based on Lemma 3, we can now prove the correctness of the algorithm.

THEOREM 1. *Eventually, the algorithm establishes a unique leader w.h.p..*

PROOF. Let c^* be the candidate with the highest identifier on the outer boundary according to Lemma 3. At first note that c^* never withdraws its candidacy. This is a direct consequence of the fact, that $c^*.id$ is maximal. Therefore, in the identifier comparison phase c^* is either not paired at all (in case $c^*.seg$ is longer than the token segment) or paired with a delimiter token (in case the segments are of equal length). Since $c^*.id$ is the largest identifier, the delimiter token will never store that $c^*.id$ has a lower highest order digit in which the identifiers differ. So c^* never withdraws its candidacy.

Also, every candidate except for c^* on the outer boundary will withdraw candidacy eventually. Let b be a candidate with $b \neq c^*$, consider a timestep in the identifier comparison phase right before the token segment of c^* traverses $b.seg$. If $|b.seg| < |c^*.seg|$, a non-delimiter token of c^* pairs with b . If $|b.seg| = |c^*.seg|$, the delimiter token of c^* pairs with b and, since $b.id < c^*.id$, the delimiter token stores that c^* has the bigger highest order digit in which the two identifiers differ. Candidate b withdraws candidacy in both cases.

Eventually, c^* is the only remaining candidate on the outer boundary and its token segment will pair with $c^*.seg$. This triggers solitude verification, which only succeeds if and only if c is the last remaining candidate. Moreover, the subsequent inside-outside-test also has to succeed. Consequently, c^* declares itself the leader. \square

3.2 Runtime

As in the proof of correctness, we can mostly focus on the unique outer boundary. The first two phases of the algorithm, namely boundary setup and segment setup, require only local information. Hence, these phases can be completed instantly by each particle upon the first activation which means that all segments are established after the first round. For the identifier setup, which is the next phase of the algorithm, we have the following lemma.

LEMMA 4. *For a segment of length ℓ , the identifier setup takes $O(\ell^2)$ rounds.*

PROOF. In the identifier setup phase, a token that is created by the candidate first traverses the segment to establish the random digits of the identifier. Once it reaches the end of the segment, the token creates a copy of the identifier that is stored in reverse order in the segment. For this, the token moves in an alternating fashion back and forth through the segment. Finally, once the copying is complete, the token moves back to the candidate. It is easy to see that the overall number of steps taken by the token is $O(\ell^2)$.

After the first round, the segment is established and therefore the token can move without being stalled. In each further round, the token can take at least one step along its trajectory. Hence, after $O(\ell^2)$ rounds, the identifier setup for the segment is complete. \square

To bound the number of rounds required to complete the identifier setup phase for all segments on the outer boundary, we have to bound the maximal length of a segment.

LEMMA 5. *The longest segment length is $O(\log n)$, w.h.p.*

PROOF. Consider an agent a and a constant $\alpha \in \mathbb{N}$. The probability that a becomes a candidate with a segment of

length at least $\alpha \log n$ is at most $(1/2)^{\alpha \log n} = n^{-\alpha}$. Since there are n particles in the system and each particle represents at most 3 agents, there are at most $3n$ agents on the outer boundary. Applying the union bound shows that the probability that there is a segment of length at least $\alpha \log n$ is at most $3n^{1-\alpha}$, which shows the lemma. \square

By combining the previous two lemmas, we get the following corollary.

COROLLARY 1. *All segments complete the identifier setup phase within $O(\log^2 n)$ rounds, w.h.p.*

After the identifiers are generated, they are compared in the identifier comparison phase. In this phase, a set of tokens, one for each agent on the boundary, traverses the boundary. Each agent stores at most two tokens. The tokens are not allowed to overtake each other, so agents maintain the order of the tokens when forwarding them. Upon activation, an agent a forwards a token whenever $a.succ$ can hold an additional token. At most one token is forwarded at a time. We define the number of *steps* a token took as the number of times it was forwarded from one agent to the next since its creation. Let T be the first round in which all segments finished the identifier setup phase, i.e. the round in which the last token for the identifier comparison is created. We have the following lemma.

LEMMA 6. *In round $T + i$ for $i \in \mathbb{N}$, a token t took at least i steps.*

PROOF. We bound the number of steps a token took by comparing the asynchronous execution of the token passing scheme with a fully synchronous token passing scheme in which tokens move in lockstep. This approach is very similar to the *movement schedules* introduced in [22]. For the synchronous execution, we assume that each token is initially stored at the agent that created it. We refer to this point in time in the synchronous execution as round 0. The tokens then move in lockstep along the boundary so that in every round each agent stores exactly one token. For a token t let $s_i(t)$ be the number of steps t took by the beginning of round i of the synchronous execution. By definition, we have $s_i(t) = i$. Similarly, let $a_i(t)$ be the number of steps t took at the beginning of round $T + i$ of the asynchronous execution of the actual token passing scheme. We show by induction on i that $a_i(t) \geq s_i(t)$ for all tokens t .

The statement holds for $i = 0$ by the definition of T . Assume that the statement holds for some round i . Consider a token t . If $a_i(t) > s_i(t)$ then $a_{i+1}(t) \geq a_i(t) \geq s_i(t) + 1 \geq s_{i+1}(t)$. So assume $a_i(t) = s_i(t)$. To show $a_{i+1}(t) \geq s_{i+1}(t)$, we have to show that t is forwarded in round i of the asynchronous execution. Recall that in an asynchronous round, each particle is activated at least once and therefore also the agent holding t is activated at least once. Since the tokens do not overtake each other, their order along the boundary (considering both a token's position on the boundary as well as which token is forwarded first if an agent holds two tokens) is well defined and remains unchanged in both the synchronous and the asynchronous execution. Let t' be the next token along the boundary from t . Since in the synchronous execution t' started one agent ahead of t and we have $a_i(t') \geq s_i(t') = s_i(t)$ by the induction hypothesis, t' is at least one agent ahead of t in the asynchronous execution. By an analogous argument one can see that the token

t'' following t' is at least two agents ahead of t in the asynchronous execution. Since the tokens preserve their order, there are no other tokens in between t , t' , and t'' . Therefore, the agent to which t should be forwarded in round i of the asynchronous execution holds at most one token (which is t'). Furthermore, even if the agent holding t at the beginning of round i holds an additional token, t is forwarded first because the order of the tokens is preserved. Therefore, once the agent holding t is activated, it indeed forwards t . \square

Next, we analyze the runtime of the solitude verification phase.

LEMMA 7. *For an extended segment of length ℓ , the solitude verification phase takes $O(\ell)$ rounds.*

PROOF. First, the activation token moves through the extended segment and creates $+1$ and -1 tokens for each the x - and the y -axis. Since the activation token moves through the extended segment unhindered, this traversal takes $O(\ell)$ rounds. Then, the activation token moves back towards the candidate but now stays behind all the tokens it created. The four types of tokens created by the activation token move back towards the candidate independently of each other. However, two tokens of the same type cannot overtake each other. Once all token types settled, the activation token can move back to the candidate unhindered which takes another $O(\ell)$ rounds. It remains to determine the time until all token types settle.

Our line of argument is similar to the one in Lemma 6. Consider a single token type. Without loss of generality, we refer to the round in which the activation token creates the last token of the considered type as round 0. We consider the following synchronous execution. In round 0 of the synchronous execution, each token is stored at the agent that created it. The tokens then move in lockstep towards the candidate. Apart from the synchronous movement, the algorithm works the same way: Each agent can store two tokens and the tokens move as close to the candidate as possible. We assign the numbers $0, \dots, \ell - 1$ to the agents of the extended segments starting with 0 at the candidate. For a token t let $s_i(t)$ be the number assigned to the agent that holds t at the beginning of round i of the synchronous execution. Similarly, let $a_i(t)$ be the number of the agent that holds t at the beginning of round i of the asynchronous execution. We show by induction on i that $a_i(t) \leq s_i(t)$ for all tokens t .

The statement holds for $i = 0$ by the definition. Assume that the statement holds for some round i . Consider a token t . If $a_i(t) < s_i(t)$ then $a_{i+1}(t) \leq a_i(t) \leq s_i(t) + 1 \leq s_{i+1}(t)$. So assume $a_i(t) = s_i(t)$. We need the following two observations: First, when an agent holds two tokens in the synchronous execution, both tokens must be at their final position. Second, since the tokens do not overtake each other, their order along the extended segment is well defined and remains unchanged in both the synchronous and the asynchronous execution. Let t' be the next token from t towards the candidate. By the ordering of the tokens we have $s_i(t') \leq s_i(t)$. We distinguish the following three cases.

1. If $s_i(t') = s_i(t)$ then by our first observation both t and t' are at their final position. Therefore, t is not forwarded in the synchronous execution.
2. If $s_i(t') = s_i(t) - 1$ then we have to distinguish two subcases. If the agent $s_i(t')$ holds two tokens then t'

is at its final position and hence t is also at its final position. Therefore, t is not forwarded in the synchronous execution. If the agent $s_i(t')$ holds only t' then the agent holding t forwards t upon activation in the asynchronous execution.

3. If $s_i(t') < s_i(t) - 1$ then the agent ahead of t holds no token because there is no token between t and t' by definition. Therefore, the agent holding t forwards t upon activation in the asynchronous execution.

In all three cases we have $a_{i+1}(t) = s_{i+1}(t)$ which concludes the induction.

It is easy to see that the synchronous execution moves all tokens to their final position in $O(\ell)$ rounds. Therefore, the asynchronous execution requires at most $O(\ell)$ rounds to do the same. Once all tokens reach their final position, it takes at most $O(\ell)$ additional rounds for all tokens to set their static-bit to true. Therefore, all token types settle after $O(\ell)$ rounds. \square

The last phase of the algorithm, the inside-outside-test, is only executed once a candidate has determined that it is the last candidate on the boundary. The following lemma provides an upper bound for the runtime of this phase.

LEMMA 8. *The inside-outside-test takes $O(L)$ rounds.*

PROOF. The token calculating the angle has to traverse the outer boundary which has length L . Since the token takes at least one step in each round, this naturally takes $O(L)$ rounds. \square

Finally, we can show the following theorem.

THEOREM 2. *The algorithm elects a unique leader in $O(L)$ rounds, w.h.p.*

PROOF. We show that after $O(L)$ rounds the unique candidate c with the highest identifier (which exists w.h.p.) declares itself to be the leader. According to Corollary 1, all segments complete the identifier setup within $O(\log^2 n)$ rounds so that all tokens for the identifier comparison are created. By Lemma 6, after an additional L rounds all of these tokens complete an entire pass along the boundary. Therefore, the identifier comparison phase achieved a pairwise comparison between all identifiers. By this point, every candidate except for c either already withdrew its candidacy or is flagged to withdraw its candidacy after it completes its current execution of the solitude verification phase. Since the maximum length of an extended segment of any candidate is L , the candidates that still execute solitude verification withdraw their candidacy after at most $O(L)$ rounds according to Lemma 7. At this point, c has to start its final solitude verification. However, it might already be in the middle of a solitude verification execution that might fail because it was started too early. If this is the case, it takes at most $O(L)$ rounds for the solitude verification to fail and within L additional rounds, the tokens of the identifier comparison complete another pass of the boundary and trigger the final solitude verification. The final solitude verification takes another $O(L)$ rounds as does the following inside-outside-test according to Lemma 8. So after overall $O(L)$ rounds c determines that it is the only remaining candidate on the outer boundary and therefore declares itself the leader. \square

4. EXTENSIONS

In this section we will first explain how our algorithm has to be extended in order to have a termination probability of 1. Afterwards, we give a small extension in order to make our algorithm to *decide* leader election, i.e., the algorithm terminates in a configuration in which one particle is in the leader state and all other particles are in a non-leader state.

4.1 Guaranteed Leader Election

The algorithm only elects a leader with high probability. If we want guaranteed leader election, we can simply run a trivial protocol that terminates with probability 1 in parallel. For example, we could use the very simple protocol in which each particle on a boundary is initially a candidate. The candidates do competitions with neighboring candidates (by performing coin flips), as well as solitude verification and the inside-outside-boundary-tests. This protocol elects a leader with probability 1 but is slow. If we run both protocols in parallel (and carefully handle the case that both terminate and elect a leader) we get that with high probability the new protocol succeeds and if it does fail, still the simple protocol will eventually succeed and elect a leader.

4.2 Termination

To enforce termination, we use a simple broadcast to make all agents stop executing the algorithm. When a leader on the outer boundary is elected, it broadcasts a message throughout the entire system (not just along the outer boundary). Once a particle receives this message, it stops the execution of the leader election algorithm by all of its agents and terminates. The runtime of this procedure is linear in the diameter of the particle system.

5. CONCLUSION

We presented a new leader election algorithm that provably runs in $O(n)$ rounds with high probability.

6. REFERENCES

- [1] L. M. Adleman. Molecular computation of solutions to combinatorial problems. *Science*, 266(11):1021–1024, 1994.
- [2] C. Agathangelou, C. Georgiou, and M. Mavronicolas. A distributed algorithm for gathering many fat mobile robots in the plane. In *Proceedings of the 2013 ACM symposium on Principles of distributed computing*, pages 250–259. ACM, 2013.
- [3] D. Angluin, J. Aspnes, Z. Diamadi, M. J. Fischer, and R. Peralta. Computation in networks of passively mobile finite-state sensors. *Distributed Computing*, 18(4):235–253, 2006.
- [4] D. Arbuckle and A. Requicha. Self-assembly and self-repair of arbitrary shapes by a swarm of reactive robots: algorithms and simulations. *Autonomous Robots*, 28(2):197–211, 2010.
- [5] L. Barriere, P. Flocchini, E. Mesa-Barrameda, and N. Santoro. Uniform scattering of autonomous mobile robots in a grid. *Int. Journal of Foundations of Computer Science*, 22(3):679–697, 2011.
- [6] D. Boneh, C. Dunworth, R. J. Lipton, and J. Sgall. On the computational power of DNA. *Discrete Applied Mathematics*, 71:79–94, 1996.
- [7] V. Bonifaci, K. Mehlhorn, and G. Varma. Physarum can compute shortest paths. In *Proceedings of SODA '12*, pages 233–240, 2012.
- [8] Z. J. Butler, K. Kotay, D. Rus, and K. Tomita. Generic decentralized control for lattice-based self-reconfigurable robots. *International Journal of Robotics Research*, 23(9):919–937, 2004.
- [9] S. Cannon, J. J. Daymude, D. Randall, and A. W. Richa. A markov chain algorithm for compression in self-organizing particle systems. In *Proceedings of the 2016 ACM Symposium on Principles of Distributed Computing, PODC 2016, Chicago, IL, USA, July 25–28, 2016*, pages 279–288, 2016.
- [10] B. Chazelle. Natural algorithms. In *Proc. of ACM-SIAM SODA*, pages 422–431, 2009.
- [11] H.-L. Chen, D. Doty, D. Holden, C. Thachuk, D. Woods, and C.-T. Yang. Fast algorithmic self-assembly of simple shapes using random agitation. In *DNA Computing and Molecular Programming (DNA 20)*, pages 20–36. Springer, 2014.
- [12] M. Chen, D. Xin, and D. Woods. Parallel computation using active self-assembly. In *DNA Computing and Molecular Programming*, pages 16–30. Springer, 2013.
- [13] K. C. Cheung, E. D. Demaine, J. R. Bachrach, and S. Griffith. Programmable assembly with universally foldable strings (moteins). *IEEE Transactions on Robotics*, 27(4):718–729, 2011.
- [14] G. Chirikjian. Kinematics of a metamorphic robotic system. In *Proceedings of ICRA '94*, volume 1, pages 449–455, 1994.
- [15] M. Cieliebak, P. Flocchini, G. Prencipe, and N. Santoro. Distributed computing by mobile robots: Gathering. *SIAM Journal on Computing*, 41(4):829–879, 2012.
- [16] R. Cohen and D. Peleg. Local spreading algorithms for autonomous robot systems. *Theoretical Computer Science*, 399(1-2):71–82, 2008.
- [17] S. Das, P. Flocchini, N. Santoro, and M. Yamashita. On the computational power of oblivious robots: forming a series of geometric patterns. In *Proceedings of PODC 2010*, pages 267–276, 2010.
- [18] X. Defago and S. Souissi. Non-uniform circle formation algorithm for oblivious mobile robots with convergence toward uniformity. *Theoretical Computer Science*, 396(1-3):97–112, 2008.
- [19] Z. Derakhshandeh, S. Dolev, R. Gmyr, A. W. Richa, C. Scheideler, and T. Strothmann. Brief announcement: amoebot - a new model for programmable matter. In *26th ACM Symposium on Parallelism in Algorithms and Architectures, SPAA '14, Prague, Czech Republic - June 23 - 25, 2014*, pages 220–222, 2014.
- [20] Z. Derakhshandeh, R. Gmyr, A. Porter, A. W. Richa, C. Scheideler, and T. Strothmann. On the runtime of universal coating for programmable matter. In *DNA Computing and Molecular Programming - 22nd International Conference, DNA 22, Munich, Germany, September 4-8, 2016, Proceedings*, pages 148–164, 2016.
- [21] Z. Derakhshandeh, R. Gmyr, A. W. Richa, C. Scheideler, and T. Strothmann. An algorithmic framework for shape formation problems in

- self-organizing particle systems. In *Proceedings of the Second Annual International Conference on Nanoscale Computing and Communication, NANOCOM' 15, Boston, MA, USA, September 21-22, 2015*, pages 21:1–21:2, 2015.
- [22] Z. Derakhshandeh, R. Gmyr, A. W. Richa, C. Scheideler, and T. Strothmann. Universal shape formation for programmable matter. In *Proceedings of the 28th ACM Symposium on Parallelism in Algorithms and Architectures, SPAA 2016, Asilomar State Beach/Pacific Grove, CA, USA, July 11-13, 2016*, pages 289–299, 2016.
- [23] Z. Derakhshandeh, R. Gmyr, T. Strothmann, R. A. Bazzi, A. W. Richa, and C. Scheideler. Leader election and shape formation with self-organizing programmable matter. In *DNA Computing and Molecular Programming (DNA 21)*, pages 117–132, 2015.
- [24] D. Doty. Theory of algorithmic self-assembly. *Communications of the ACM*, 55(12):78–88, 2012.
- [25] P. Flocchini, D. Ilcinkas, A. Pelc, and N. Santoro. Computing without communicating: Ring exploration by asynchronous oblivious robots. *Algorithmica*, 65(3):562–583, 2013.
- [26] P. Flocchini, G. Prencipe, N. Santoro, and P. Widmayer. Arbitrary pattern formation by asynchronous, anonymous, oblivious robots. *Theoretical Computer Science*, 407(1):412–447, 2008.
- [27] T. Fukuda, S. Nakagawa, Y. Kawauchi, and M. Buss. Self organizing robots based on cell structures - cebot. In *Proceedings of IROS '88*, pages 145–150, 1988.
- [28] T.-R. Hsiang, E. Arkin, M. Bender, S. Fekete, and J. Mitchell. Algorithms for rapidly dispersing robot swarms in unknown environments. In *Proceedings of the 5th Workshop on Algorithmic Foundations of Robotics (WAFR)*, pages 77–94, 2002.
- [29] S. Kernbach, editor. *Handbook of Collective Robotics – Fundamentals and Challenges*. Pan Stanford Publishing, 2012.
- [30] P. Kling and F. Meyer auf der Heide. Convergence of local communication chain strategies via linear transformations. In *Proceedings of the 23rd ACM Symposium on Parallelism in Algorithms and Architectures*, pages 159–166, 2011.
- [31] K. Li, K. Thomas, C. Torres, L. Rossi, and C.-C. Shen. Slime mold inspired path formation protocol for wireless sensor networks. In *Proceedings of ANTS '10*, pages 299–311, 2010.
- [32] J. McLurkin. *Analysis and Implementation of Distributed Algorithms for Multi-Robot Systems*. PhD thesis, Massachusetts Institute of Technology, 2008.
- [33] M. J. Patitz. An introduction to tile-based self-assembly and a survey of recent results. *Natural Computing*, 13(2):195–224, 2014.
- [34] M. Rubenstein, A. Cornejo, and R. Nagpal. Programmable self-assembly in a thousand-robot swarm. *Science*, 345(6198):795–799, 2014.
- [35] J. E. Walter, J. L. Welch, and N. M. Amato. Distributed reconfiguration of metamorphic robot chains. *Distributed Computing*, 17(2):171–189, 2004.
- [36] E. Winfree, F. Liu, L. A. Wenzler, and N. C. Seeman. Design and self-assembly of two-dimensional DNA crystals. *Nature*, 394(6693):539–544, 1998.
- [37] D. Woods. Intrinsic universality and the computational power of self-assembly. In *Proceedings of MCU 2013*, pages 16–22, 2013.
- [38] D. Woods, H.-L. Chen, S. Goodfriend, N. Dabby, E. Winfree, and P. Yin. Active self-assembly of algorithmic shapes and patterns in polylogarithmic time. In *ITCS*, pages 353–354, 2013.
- [39] M. Yim, W.-M. Shen, B. Salemi, D. Rus, M. Moll, H. Lipson, E. Klavins, and G. S. Chirikjian. Modular self-reconfigurable robot systems. *IEEE Robotics Automation Magazine*, 14(1):43–52, 2007.