

# Nonlinear scattering of atomic bright solitons in disorder

A. Boissé, G. Berthet, L. Fouché, G. Salomon, A. Aspect, S. Lepoutre, T. Bourdel\*

*Laboratoire Charles Fabry, Institut d'Optique, CNRS, Univ Paris-Sud,  
2, Avenue Augustin Fresnel, 91127 PALAISEAU CEDEX, France*

(Dated: January 5, 2019)

We observe nonlinear scattering of  $^{39}\text{K}$  atomic bright solitons launched in a one-dimensional (1D) speckle disorder. We directly compare it with the scattering of non-interacting particles in the same disorder. The atoms in the soliton tend to be collectively either reflected or transmitted, in contrast with the behavior of independent particles, thus demonstrating a clear nonlinear effect in scattering. The observed strong fluctuations in the reflected fraction, between zero and 100%, are interpreted as a consequence of the strong sensitivity of the system to the experimental conditions and in particular to the soliton velocity. This behavior is reproduced in a mean-field framework by Gross-Pitaevskii simulations, and mesoscopic quantum superpositions of the soliton being fully reflected and fully transmitted are not expected for our parameters. We discuss the conditions for observing such superpositions, which would find applications in atom interferometry beyond the standard quantum limit.

PACS numbers: 03.75.Lm, 05.45.Yv, 67.10.Jn, 67.85.-d

The physics of transport of particles in disorder is associated with different scenarios. In absence of interaction, the simplest description is based on diffusion [1], but the coherence of the matter waves describing the particles can play a role, as in the phenomena of coherent backscattering [2–4] and Anderson localization [5–14]. However, in many physical systems, interactions cannot be ignored. In condensed matter physics, interactions between electrons can strongly affect electric conductivity [15] and in optics, high intensity light induces a nonlinear response of dielectrics, leading for instance to the optical Kerr effect, and thus spatial and/or temporal fluctuations of the index of refraction. Understanding the interplay between disorder and interactions in the transport of quantum particles is thus an important challenge.

In a mean-field approach, one can use nonlinear wave equations in disordered media [16, 17] in order to describe experimental observations of the competition between a weak nonlinearity and localization, in optics [18, 19] or in ultra-cold quantum gases [20]. Beyond the mean-field approximation, many-body localization phenomena, leading to non-ergodic behavior, are predicted [21, 22]. In this context, several problems of transport of interacting quantum gases in disorder have been studied [23–33]. We report here on a new phenomenon of nonlinear transport of quantum particles: nonlinear scattering of atomic bright solitons in an optical disorder.

A soliton is a stable non-spreading wave-packet, solution of a nonlinear wave equation, where a strong nonlinearity compensates with dispersion. Solitons are ubiquitous in nonlinear wave physics [34, 35]. Their propagation in a disordered medium is intriguing since the effect of the nonlinearity cannot be treated as a small perturbation of the non interacting problem [36]. An atomic

bright soliton is a 1D Bose-Einstein condensate of atoms with attractive interactions [37, 38]. At the mean field level, it is described by the Gross-Pitaevskii equation, which is identical to the so called "nonlinear Schrödinger equation" used to describe the 1D propagation of light in Kerr media. This approach has been used to numerically study soliton scattering on a narrow barrier. It predicts a nonlinear behavior if the interaction energy is comparable to, or larger than, the soliton kinetic energy [39–44].

Beyond the above mean-field description, for extremely low center of mass kinetic energy, elastic scattering of a bright soliton of  $N$  atoms on a narrow barrier is expected to lead to a mesoscopic quantum superposition of all the  $N$  atoms being reflected *and* all the  $N$  atoms being transmitted [45–47]. Such a behavior, corresponding to a composite giant quantum particle [48], cannot be derived from the Gross-Pitaevskii equation, which only allows for a splitting of the wave-function into a component with  $|r|^2 N$  reflected atoms and a component with  $|t|^2 N$  transmitted atoms. The conditions for which the mean-field description is valid or not remain to be studied. Experimentally, atomic bright soliton scattering has only been studied in the regime of negligible interaction energy, where the behavior resembles the one of non-interacting particles [49–51].

In this paper, we report the study of the nonlinear scattering, in a disordered potential, of an atomic bright soliton in the regime where the interaction energy is of the order of the center of mass kinetic energy [52]. As the experiment is repeated, we find that the atoms tend to be collectively either reflected or transmitted. More precisely, the histogram of the reflected fraction shows two distinct peaks at low (close to 0) and high (close to 1) reflected fractions, in contrast with the observed bell shaped histogram for non-interacting particles. This behavior is a signature of the non-linear behavior of solitons in scattering. We find that Gross Pitaevskii simulations

---

\* To whom correspondence should be addressed:  
thomas.bourdel@institutoptique.fr

are sufficient to account for our observed double peaked histogram, because of their strong sensitivity to small fluctuations of the experimental parameters and in particular of the soliton velocity. We argue however, that, in similar conditions, mesoscopic quantum superpositions might be observable provided that the number of atoms is significantly smaller than in the experiments reported here.

Our experiment starts with a  $^{39}\text{K}$  condensate in the  $|F = 1, m_F = -1\rangle$  state, produced by evaporative cooling in an optical trap [53] close to the 561 G Feshbach resonance [54]. A soliton, containing 5500(800) atoms, is then created by ramping the magnetic field close to the scattering length zero crossing at 504.4 G [52, 54]. The atoms then have a negative mean-field interaction energy, which binds them together. The elongated trap is made of two horizontal far-detuned optical beams (at 1064 nm and 1550 nm), and it has identical radial frequencies of  $\omega_{\perp}/2\pi = 195$  Hz and a longitudinal frequency of  $\omega_z/2\pi = 44$  Hz.

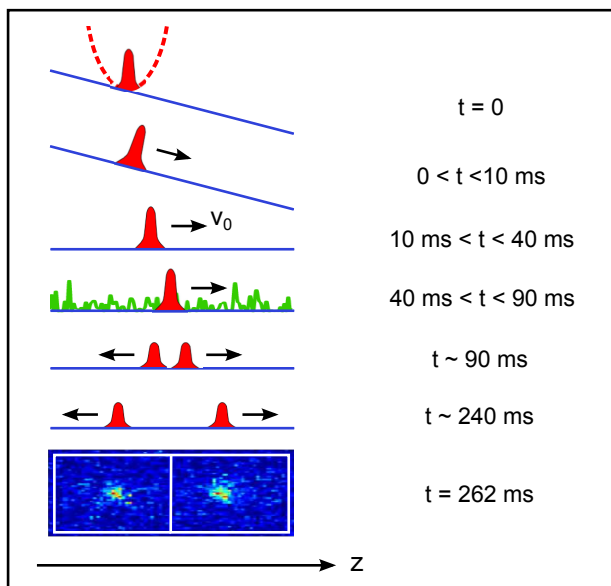


FIG. 1. (Color online) Schematic of the experimental sequence. A soliton is launched into a 1D waveguide along  $z$  (continuous blue line) from a longitudinal trap (dotted red line). The soliton is first accelerated to a controlled velocity  $v_0$  before a 1D speckle at 532 nm (green curve) is shined on the atoms for 50 ms. The reflected and transmitted parts are finally separated and observed after an additional 150 ms wait time, when an image of the density distribution is taken.

The soliton scattering in a 1D disordered potential is studied through the measurement of the reflected fraction of the cloud sent with a low velocity in a far off resonance speckle field. The sequence is the following (see Fig.1). The longitudinal (along  $z$ ) confinement is suddenly removed and the soliton starts to propagate along  $z$  in a 1D tube. We control the initial longitudinal acceleration through the addition of a small magnetic field gradient. The latter is subsequently ramped

down between 10 ms and 40 ms after trap release such that the acceleration then vanishes [55]. We choose the initial acceleration in order to reach a velocity of either  $v_0 = 0.51(16)$  mm.s $^{-1}$  or  $v_0 = 0.90(20)$  mm.s $^{-1}$ , corresponding to a center-of-mass kinetic energy per particle  $E_{\text{kin}}/h = mv_0^2/2h = 13(8)$  Hz or  $40(17)$  Hz, where  $m$  is the atomic mass and  $h$  the Planck constant. The fluctuations of the initial velocity exceed, by a factor  $\sim 25$ , those associated with the quantum fluctuations of the soliton center of mass in the ground state of the initial trap. They are due to uncontrolled and undamped residual dipole oscillations in the initial trap.

A 1D disorder potential is then turned on for 50 ms and the atoms are partially scattered or reflected, since we are in a 1D situation. After a waiting time of 150 ms, the transmitted and reflected components are well separated, and the radial trap is switched off. Each cloud expands for another 22 ms, and the separated components are observed (fig. 1) by resonant fluorescence imaging as presented in [52]. The atom numbers in each component are directly obtained (within a multiplying constant) by integration over two zones corresponding to positive and negative velocities (see Fig. 1), whereas the background is estimated from neighboring zones. We thus have a measurement that is independent of any assumption on the cloud shapes. The accuracy of atom number detection permits us to determine the reflected fraction with a 10% accuracy for each individual run.

The disorder is created from a laser speckle at 532 nm, which yields a repulsive conservative potential for the atoms [56]. The laser beam, propagating perpendicular to  $z$ , passes through a diffusing plate and is focused on the atoms. Its cross-section intensity distribution on the diffusing plate is elliptical, with long axis along  $z$  and short axis perpendicular to  $z$ . The speckle pattern shined on the atoms has an intensity autocorrelation function whose widths along these two directions are respectively  $\sigma_z = 0.38 \mu\text{m}$ , and  $2.4 \mu\text{m}$  (half-width at  $1/\sqrt{e}$ ). Along the propagation axis of the laser beam, this autocorrelation width is  $10 \mu\text{m}$ . The two correlation lengths perpendicular to  $z$  exceed the r.m.s. radial size of the cloud given by the ground state extension of the harmonic oscillator  $\sqrt{\hbar/4\pi m\omega_{\perp}} = 0.8 \mu\text{m}$ . The disordered potential is thus one-dimensional for the atoms moving along  $z$ . The disorder correlation width  $\sigma_z = 0.38 \mu\text{m}$  corresponds to  $k\sigma_z = 0.12(4)$  and  $k\sigma_z = 0.21(5)$ , where  $k = 2\pi mv_0/h$  is the  $k$ -vector of the de Broglie wave of an individual atom moving at the velocity  $v = 0$  of our two sets of data. Consequently, individual atoms experience quantum scattering (quantum tunneling and quantum reflection) in this disorder [6, 10]. Scattering experiments with non-interacting atoms at various velocities and disorder amplitudes allow us to calibrate the speckle amplitude [57]. For the study reported in this paper, we use  $V_R/h = 13.5(2.0)$  Hz, where  $V_R$  is the mean value of the exponential probability distribution of the potential due to the laser speckle ( $V_R$  is equal to both its average and r.m.s. value).

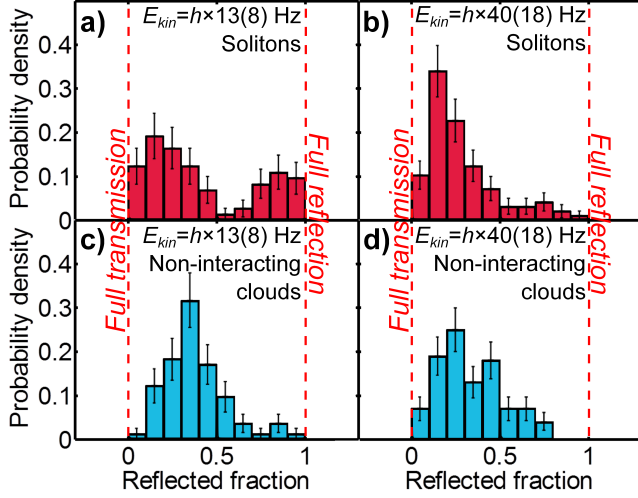


FIG. 2. (Color online) Histograms of the experimentally measured reflected fractions of solitons (a) and b) in red) and non interacting atoms (c) and d) in blue). The double peak structure in a) is a clear signature of nonlinear scattering. The chemical potentials of solitons in a) and b) are estimated to  $\mu_{1D}/h = -25(12)$  Hz. The center of mass kinetic energies are  $E_{kin}/h = 13(8)$  Hz in a) and c) and  $E_{kin}/h = 40(17)$  Hz in b) and d). The error bars are statistical. The number of repetitions per histogram is  $\sim 90$ .

The measurements of the reflected fractions are performed for two values of the attractive interaction energy between the atoms. For a scattering length  $a = -0.9(2)a_0$  ( $a_0$  is the Bohr radius), the interaction energy is barely sufficient to hold the atoms together after the trap release. It limits the cloud expansion, while, regarding the scattering in the disorder, the atoms can be considered as non-interacting. In contrast, for  $a = -2.0(2)a_0$ , a strongly bound soliton is formed, close to the collapse threshold [52, 58]. An approximate value of the chemical potential can be obtained based on the 1D formula:  $\mu_{1D}/h = -\frac{1}{2}m\omega_{\perp}^2 N^2 a^2/h = -25(12)$  Hz. This value is comparable to the center of mass kinetic energy per particle and we expect an effect of the interactions in the scattering process.

For each set of parameters, we repeat the scattering experiment several times. In similar experimental conditions, the measured reflected fractions fluctuate between 0 and 100%, as reported in the histograms of the reflected fractions (Fig. 2). At  $E_{kin}/h = 13(8)$  Hz (Fig. 2a), the histogram shows two distinct peaks centered around reflected fractions of  $\sim 0.2$  and  $\sim 0.85$ . Moreover, the soliton rarely splits in two equal reflected and transmitted parts. This histogram thus shows to a tendency for the atoms to be collectively either reflected or transmitted. This is in contrast with the observed behavior for non-interacting clouds at the same kinetic energy (Fig. 2c): the histogram then exhibits a single broad peak around a reflected fraction of  $\sim 0.35$ . This observed striking difference between interacting and non-interacting situa-

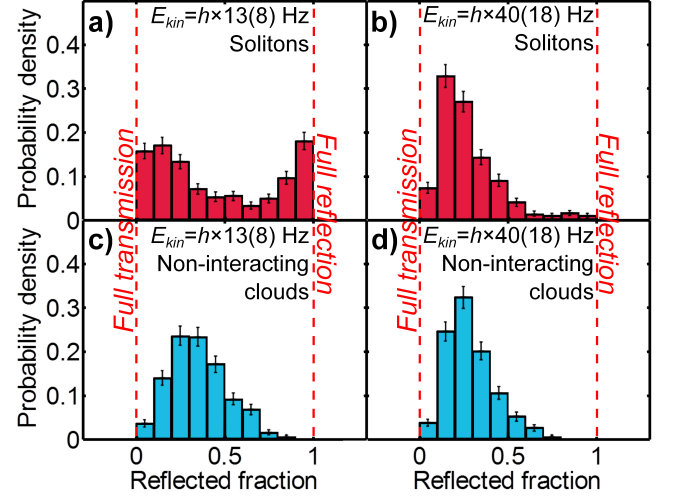


FIG. 3. (Color online) Histograms of the reflected fractions simulated from the 1D Gross-Pitaevskii equation for our parameters and for random disorders. The chemical potential of solitons a) and b) is adjusted to match the experimental findings to  $\mu = -h \times 35$  Hz. The center of mass kinetic energies are  $E_{kin}/h = 13(8)$  Hz in a) and c) and  $E_{kin}/h = 40(17)$  Hz in b) and d). The error bars are statistical. The number of repetitions per histogram is  $\sim 500$ .

tions is a clear indication of an effect of the nonlinearity in the scattering of bright solitons.

We now compare those findings with experiments performed at a larger center of mass kinetic energy  $E_{kin}/h = 40(17)$  Hz (Fig. 2b and Fig. 2d). We find that the double peak feature in the histogram obtained with solitons tends to disappear (Fig. 2b). Nevertheless, a careful comparison of the histograms for interacting (Fig. 2b) and non-interacting atoms (Fig. 2d) shows a reminiscence of the two peaks observed for solitons at lower kinetic energy. These additional results show that the ratio  $\alpha = -\mu/E_{kin}$  is an important parameter, comparing the chemical potential to the kinetic energy. Its value is respectively  $\alpha \sim 2$  and  $\alpha \sim 0.6$  in Fig. 2a and 2b. In our experiment, the nonlinear behavior is thus observed to set in for  $\alpha$  of the order of 1. Note that when  $\alpha > 4$ , it becomes energetically forbidden to split the soliton in two equal parts [41, 44].

In order to interpret our results more quantitatively, we compare them with numerical simulations of the 1D Gross-Pitaevskii equation. For each given set of parameters we find a unique value of the reflected fraction, and in order to compare to our histograms, we repeat the simulations taking into account the fluctuations in velocities and speckle amplitudes corresponding to the ones in the experiments. Moreover, we also sample over different speckle realizations, although we keep the same speckle pattern in the experiment (see the discussion below). The simulated histograms (see fig. 3) are amazingly similar to the experimental ones for non-interacting atoms and for solitons with a chemical potential  $\mu/h = -35$  Hz. A

good match with the experimental data is obtained in the range  $-27 \text{ Hz} < \mu/h < -43 \text{ Hz}$ . Such a chemical potential is in agreement with the previously estimated experimental value. For more negative values of the chemical potential, the simulation results tend toward full reflection or transmission of the solitons. For less negative values of the chemical potential, the results are close to those expected for non interacting atoms, consistently with the importance of the ratio  $\alpha = -\mu/E_{\text{kin}}$ .

One may question the validity of the above comparison, since, experimentally, we do not move the diffusive plate and thus do not change the speckle realization. In fact, the fluctuations in the initial velocity of the condensate lead also to fluctuations in the region of the disorder explored by the atoms, during the period when the disorder is turned on (Fig. 1). We have checked that simulations with variations in the initial velocity and a fixed typical disorder yield a distribution of the reflected fractions similar to the one obtained with different disorders. Moreover, after tens of repetitions of the experimental cycle, thermal drifts of the position of our trapping beam relative to the speckle would correspond to an additional disorder averaging. We conclude that the Gross-Pitaevskii equation is sufficient to simulate our experimental results, provided that we take into account fluctuations of the experimental conditions.

It is nevertheless interesting to consider the possibility that the shot to shot variations of the observed reflection coefficient would stem from a mesoscopic quantum superposition of most atoms reflected and most atoms transmitted. Such a behavior has been theoretically predicted in the case of a quantum reflection of a soliton on a thin barrier, when it is energetically protected from splitting [45–47]. In this case, a key parameter is  $Nk\sigma_z$  (where  $Nk$  is the soliton  $k$ -vector), which governs the scattering of the N-body bound state. A global quantum behavior is expected only for  $Nk\sigma_z$  of the order of 1 or below, or equivalently when the de Broglie wavelength of the giant particle is larger than the defect sizes. With our parameters,  $Nk\sigma_z \approx 10^3 \gg 1$ , the soliton as a whole is expected to behave classically, with either full transmission or full reflection, depending on the relative value of its kinetic energy compared with the highest potential peak in the explored disorder sample. It rules out an interpretation of our results in terms of mesoscopic quantum superpositions, which should be observable for

lower atom numbers.

In conclusion, we have studied the scattering of bright atomic solitons in a regime where the interaction energy exceeds the center of mass kinetic energy, and compared it to the scattering of non-interacting atoms with the same velocity. We identify a nonlinear regime of scattering that is characterized by a tendency for the soliton to be either fully transmitted or reflected, as clearly visible in the histograms of reflected fractions. This behavior is captured in the Gross Pitaevskii mean-field approach, provided that we take into account the strong sensitivity of the nonlinear behavior to the fluctuations of the experimental parameters such as the soliton velocity.

For longer propagation time in the disorder (and possibly slightly higher  $\alpha = \mu/E_{\text{kin}}$ ), we should be able to observe the striking situation of a soliton propagating in the disorder without scattering whereas single atoms at the same velocity would be Anderson localized [6, 36] as previously observed with superfluid helium surface solitons [59]. The soliton is then unaffected by the disorder as a giant classical object. Another interesting possibility would be to replace our static disorder by thermal atoms acting as random moving scatterers. In this case, Brownian motion of the soliton is expected [60, 61].

Finally, reducing the atom number in the soliton to 10 or 100 particles, while keeping the same value for the chemical potential [62], would permit one to be in the appropriate regime to observe mesoscopic quantum superpositions of the soliton behaving globally as a giant quantum particle [46]. Such states would be interesting for interferometry beyond the standard quantum limit [44, 63–68], and the study of decoherence of these mesoscopic quantum superposition would be especially interesting. Note also that in this quantum regime, Anderson localization of the whole soliton is predicted [69].

## ACKNOWLEDGMENTS

This research has been supported by CNRS, Ministère de l'Enseignement Supérieur et de la Recherche, Direction Générale de l'Armement, ANR-12-BS04-0022-01, Labex PALM, ERC senior grant Quantatop, Region Ile-de-France in the framework of DIM Nano-K (IFRAF), EU - H2020 research and innovation program (Grant No. 641122 - QUIC), Triangle de la physique.

- 
- [1] M. Robert-de-Saint-Vincent, J.-P. Brantut, B. Allard, T. Plisson, L. Pezzé, L. Sanchez-Palencia, A. Aspect, T. Bourdel, P. Bouyer, Phys. Rev. Lett. **104**, 220602 (2010).
  - [2] N. Cherroret, T. Karpiuk, C.A. Müller, B. Grémaud, C. Miniatura, Phys. Rev. A **85**, 011604(R) (2012).
  - [3] F. Jendrzejewski, K. Müller, J. Richard, A. Date, T. Plisson, P. Bouyer, A. Aspect, and V. Josse, Phys. Rev. Lett. **109**, 195302 (2012).
  - [4] K. Müller, J. Richard, V.V. Volchkov, V. Denechaud, P.

- Bouyer, A. Aspect, and V. Josse, Phys. Rev. Lett. **114**, 205301 (2015).
- [5] P.W. Anderson, Phys. Rev. **109**, 1492 (1958).
- [6] L. Sanchez-Palencia, D. Clément, P. Lugan, P. Bouyer, G. V. Shlyapnikov, and A. Aspect Phys. Rev. Lett. **98**, 210401 (2007).
- [7] B. Van Tiggelen, in *Wave Diffusion in Complex Media*, edited by J.P. Fouque (Kluwer, Dordrecht, 1999) pp. 1-60.

- [8] A. Lagendijk, B. van Tiggelen, and D.S. Wiersma, *Physics Today* **62**, 24 (2009).
- [9] J. Chabé, G. Lemarié, B. Grémaud, D. Delande, P. Szriftgiser, J. C. Garreau, *Phys. Rev. Lett.* **101**, 255702 (2008).
- [10] J. Billy, V. Josse, Z. Zuo, A. Bernard, B. Hambrecht, P. Lugan, D. Clément, L. Sanchez-Palencia, P. Bouyer, and A. Aspect, *Nature (London)* **453**, 891 (2008).
- [11] G. Roati, C. D’Errico, L. Fallani, M. Fattori, C. Fort, M. Zaccanti, G. Modugno, M. Modugno, and M. Inguscio, *Nature (London)* **453**, 895 (2008).
- [12] S.S. Kondov, W.R. McGehee, J.J. Zirbel, and B. DeMarco, *Science* **334**, 66 (2011).
- [13] F. Jendrzejewski, A. Bernard, K. Müller, P. Cheinet, V. Josse, M. Piraud, L. Pezzé, L. Sanchez-Palencia, A. Aspect, and P. Bouyer, *Nature Phys.* **8**, 398 (2012).
- [14] I. Manai, J.-F. Clément, R. Chicireanu, C. Hainaut, J. C. Garreau, P. Szriftgiser and D. Delande, *Phys. Rev. Lett.* **115**, 240603 (2015).
- [15] P.A. Lee and T.V. Ramakrishnan, *Rev. Mod. Phys.* **57**, 287 (1985).
- [16] S. Flach, in *Nonlinear Optical and Atomic Systems*, edited by B. Besse and J.-C. Garreau (Springer, 2014), p. 1-48, arXiv:1405.1122
- [17] N. Cherroret, B. Vermersch, J.C. Garreau, and D. Delande, *Phys. Rev. Lett.* **112**, 170603 (2014).
- [18] T. Schwartz, G. Bartal, S. Fishman, and M. Segev, *Nature* **446**, 52 (2007).
- [19] Y. Lahini, A. Avidan, F. Pozzi, M. Sorel, R. Morandotti, D.N. Christodoulides, and Y. Silberberg *Phys. Rev. Lett.* **100**, 013906 (2008).
- [20] E. Lucioni, B. Deissler, L. Tanzi, G. Roati, M. Zaccanti, M. Modugno, M. Larcher, F. Dalfovo, M. Inguscio, and G. Modugno, *Phys. Rev. Lett.* **106**, 230403 (2011).
- [21] T. Giamarchi and H. J. Schulz, *Phys. Rev. B* **37**, 325 (1988).
- [22] D.M. Basko, I.L. Aleiner, B.L. Altshuler, *Annals of physics* **321**, 1126 (2006).
- [23] L. Fallani, J. E. Lye, V. Guarnera, C. Fort, and M. Inguscio *Phys. Rev. Lett.* **98**, 130404 (2007).
- [24] Y.P. Chen, J. Hitchcock, D. Dries, M. Junker, C. Welford, and R. G. Hulet *Phys. Rev. A* **77**, 033632 (2008).
- [25] M. White, M. Pasienski, D. McKay, S.Q. Zhou, D. Ceperley, and B. DeMarco, *Phys. Rev. Lett.* **102**, 055301 (2009).
- [26] B. Deissler, M. Zaccanti, G. Roati, C. D’Errico, M. Fattori, M. Modugno, G. Modugno and M. Inguscio *Nature Physics* **6**, 354 - 358 (2010).
- [27] M. Pasienski, D. McKay, M. White, and B. DeMarco, *Nat. Phys.* **6**, 677 (2010).
- [28] B. Gadway, D. Pertot, J. Reeves, M. Vogt, and D. Schneble, *Phys. Rev. Lett.* **107**, 145306 (2011).
- [29] B. Allard, T. Plisson, M. Holzmann, G. Salomon, A. Aspect, P. Bouyer, T. Bourdel, *Phys. Rev. A* **85**, 033602 (2012).
- [30] S.S. Kondov, W.R. McGehee, W. Xu, and B. DeMarco, *Phys. Rev. Lett.* **114**, 083002 (2015).
- [31] M. Schreiber, S.S. Hodgman, P. Bordia, H.P. Lüschen, M.H. Fischer, R. Vosk, E. Altman, U. Schneider, I. Bloch, *Science* **349**, 842 (2015).
- [32] C. Meldgin, U. Ray, P. Russ, D. Chen, D.M. Ceperley, and B. DeMarco, *Nature Physics* **12**, 646 (2016).
- [33] J.-Y. Choi, S. Hild, J. Zeiher, P. Schauss, A. Rubio-Abadal, T. Yefsah, V. Khemani, D.A. Huse, I. Bloch, C. Gross, *Science* **342**, 1547 (2016).
- [34] B. Malomed, in *Encyclopedia of Nonlinear Science*, edited by A. Scott (Routledge, New York, 2005) pp. 639-643.
- [35] T. Dauxois, and M. Peyrard, *Physics of Solitons* (Cambridge University Press, Cambridge, UK, 2006).
- [36] Yu. S. Kivshar, S. A. Gredeckul, A. Sanchez, and L. Vazquez, *Phys. Rev. Lett.* **64**, 1693 (1990).
- [37] L. Khaykovich, F. Schreck, G. Ferrari, T. Bourdel, J. Cubizolles, L.D. Carr, Y. Castin, Y. C. Salomon, *Science* **296**, 1290 (2002).
- [38] K.E. Strecker, G.B. Partridge, A.G. Truscott, R.G. Hulet, *Nature* **417**, 150 (2002).
- [39] C. Lee and J. Brand, *Europhysics Lett.* **73**, 321 (2006).
- [40] S.D. Hansen, N. Nygaard and K. Mølmer, arXiv:1210.1681
- [41] B. Gertjerenken, T.P. Billam, L. Khaykovich, and C. Weiss, *Phys. Rev. A* **86**, 033608 (2012).
- [42] J. L. Helm, T. P. Billam, and S. A. Gardiner, *Phys. Rev. A* **85**, 053621 (2012).
- [43] J. Cuevas-Maraver, P.G. Kevrekidis, B.A. Malomed, P. Dyke, and R.G. Hulet, *New Journal of Physics* **15**, 063006 (2013).
- [44] J. L. Helm, S. J. Rooney, C. Weiss, and S. A. Gardiner, *Phys. Rev. A* **89**, 033610 (2014).
- [45] C. Weiss and Y. Castin, *Phys. Rev. Lett.* **102**, 010403 (2009).
- [46] A.I. Streltsov, O.E. Alon, and L.S. Cederbaum *Phys. Rev. A* **80**, 043616 (2009).
- [47] A. I. Streltsov, O. E. Alon, and L. S. Cederbaum, *J. Phys. B* **42**, 091004 (2009).
- [48] M. Arndt, O. Nairz, J. Vos-Andreae, C. Keller, G. van der Zouw, and A. Zeilinger, *Nature*, **401**, 680 (1999).
- [49] D.F. Dries, PhD thesis, advisor. R.G. Hulet (2010).
- [50] A.L. Marchant, T.P. Billam, T.P. Wiles, M.M.H. Yu, S.A. Gardiner, S.L. Cornish *Nature Communications* **4**, 1865 (2013).
- [51] A.L. Marchant, T.P. Billam, M.M.H. Yu, A. Rakonjac, J.L. Helm, J. Polo, C. Weiss, S.A. Gardiner, and S.L. Cornish, *Phys. Rev. A* **93**, 021604(R) (2016).
- [52] S. Lepoutre, L. Fouché, A. Boissé, G. Berthet, G. Salomon, A. Aspect, and T. Bourdel, *Phys. Rev. A* **94**, 053626 (2016)
- [53] G. Salomon, L. Fouché, S. Lepoutre, A. Aspect, and T. Bourdel, *Phys. Rev. A* **90**, 033405 (2014).
- [54] C. D’Errico, M. Zaccanti, M. Fattori, G. Roati, M. Inguscio, G. Modugno and A. Simoni, *New Journal of physics* **9**, 223 (2007).
- [55] In practice, we have an additional residual anti-trapping curvature of frequency  $i \times 1.9$  Hz, which only plays a role on long time scales and that we take into account in the analysis.
- [56] D. Clément, A.F. Varón, J.A. Retter, L. Sanchez-Palencia, A. Aspect and P. Bouyer, *New J. Phys.* **8**, 165 (2006).
- [57] See supplemental material.
- [58] L. D. Carr and Y. Castin, *Phys. Rev. A* **66**, 063602 (2002).
- [59] V.A. Hopkins, J. Keat, G. D. Meegan, T. Zhang, and J. D. Maynard, *Phys. Rev. Lett.* **76**, 1102 (1996).
- [60] R.G. McDonald and A.S. Bradley, *Phys. Rev. A* **93**, 063604 (2016).
- [61] L.M. Aycock, H.M. Hurst, D. Genkina, H.-I Lu, V. Galitski, I. B. Spielman, arXiv: 1608.03916

- [62] P. Medley, M.A. Minar, N.C. Cizek, D. Berryrieser, and M.A. Kasevich, Phys. Rev. Lett. **112**, 060401 (2014).
- [63] M. Kasevich, Atom systems and Bose-Einstein condensates for metrology and navigation, first NASA Quantum Future Technologies conference (2012):<http://quantum.nasa.gov/materials/2012-01-18-B1-Kasevich.pdf>
- [64] C. Lee, J.H. Huang, H.M. Deng, H.Dai, J. Xu, Frontiers of physics **7**, 109 (2012).
- [65] N. Veretenov, Y. Rozhdestvensky, N. Rosanov, V. Smirnov, S. Fedorov, The European Physical Journal D **42**, 455 (2007).
- [66] G.-B. Jo, Y. Shin, S. Will, T.A. Pasquini, M. Saba, W. Ketterle, D.E. Pritchard, M. Vengalattore, and M. Prentiss, Phys. Rev. Lett. **98**, 030407 (2007).
- [67] B. Gertjerenken, Phys. Rev. A **88**, 053623 (2013).
- [68] B. Gertjerenken, T.P. Wiles, C. Weiss, arXiv:1508.00656
- [69] K. Sacha, C.A. Müller, D. Delande, and J. Zakrzewski, Phys. Rev. Lett. **103**, 210402 (2009).