

Inference of Phylogenetic Trees from the Knowledge of Rare Evolutionary Events

Marc Hellmuth

University of Greifswald

Dpt. of Mathematics and Computer Science

Walther- Rathenau-Strasse 47, D-17487 Greifswald, Germany, and

Saarland University, Center for Bioinformatics

Building E 2.1, P.O. Box 151150, D-66041 Saarbrücken, Germany

Email: mhellmuth@mailbox.org

Maribel Hernandez-Rosales

Centro de Innovación Matemática

UNAM Juriquilla

Av. San Isidro #303, Villas del Mesón, MX-76230

Santiago de Querétaro, QRO, México Email: maribel@im.unam.mx

Yangjing Long

School of Mathematics

Shanghai Jiao Tong university

Dongchuan Road 800, 200240 Shanghai, China

Email: yjlong@sjtu.edu.cn

Peter F. Stadler

Bioinformatics Group, Department of Computer Science; and
Interdisciplinary Center of Bioinformatics, University of Leipzig,

Härtelstraße 16-18, D-04107 Leipzig, and

Max-Planck-Institute for Mathematics in the Sciences,

Inselstraße 22, D-04103 Leipzig, and

Inst. f. Theoretical Chemistry, University of Vienna,

Währingerstraße 17, A-1090 Wien, Austria, and

Santa Fe Institute, 1399 Hyde Park Rd., Santa Fe,

NM 87501, USA,

Email: studla@bioinf.uni-leipzig.de

Abstract

Rare events have played an increasing role in molecular phylogenetics as potentially homoplasy-poor characters. In this contribution we analyze the phylogenetic information content from a combinatorial point of view by considering the binary relation on the set of taxa defined by the existence of single event separating two taxa. We show that the graph-representation of this relation must be a tree. Moreover, we characterize completely the relationship between the tree of such relations and the underlying phylogenetic tree. With directed operations such as tandem-duplication-random-loss events in mind we demonstrate how non-symmetric information constrains the position of the root in the partially reconstructed phylogeny.

Keywords: Phylogenetic Combinatorics; Rare events; Binary relations

1 Introduction

Shared derived characters (synapomorphies or “Hennigian markers”) that are unique to specific clades form the basis of classical cladistics [22]. In the context of molecular phylogenetics *rare genomic changes (RGCs)* can play the same important role [32, 5]. RGCs corresponds to rare mutational events that are very unlikely to occur multiple times and thus are (almost) free of homoplasy. A wide variety

of processes and associated markers have been proposed and investigated. Well-studied RGCs include presence/absence patterns of protein-coding genes [13] as well as microRNAs [34], retroposon integrations [37], insertions and deletions (indels) of introns [31], pairs of mutually exclusive introns (NIPs) [25], protein domains [9, 43], RNA secondary structures [29], protein fusions [39], changes in gene order [33, 6, 27], metabolic networks [14, 15, 28], transcription factor binding sites [30], insertions and deletions of arbitrary sequences [38, 2, 11], and variations of the genetic code [1]. RGCs clearly have proved to be phylogenetically informative and helped to resolve many of the phylogenetic questions where sequence data lead to conflicting or equivocal results.

Not all RGCs behave like cladistic characters, however. While presence/absence characters are naturally stored in character matrices whose columns can vary independently, this is not the case e.g. for gene order characters. From a mathematical point of view, character-based parsimony analysis requires that the mutations have a product structure in which characters are identified with factors and character states can vary independently of each other [41]. This assumption is violated whenever changes in the states of two distinct characters do not commute. Gene order is of course the prime example on non-commutative events.

Three strategies have been pursued in such cases. Most importantly, the analog of the parsimony approach is considered for a particular non-commutative model. For the genome rearrangements an elaborate theory has been developed that considers various types of operations on (usually signed) permutations. Already the computation of editing distances is non-trivial. An added difficulty is that the interplay of different operations such as reversals, transpositions, and tandem-duplication-random-loss (TDRL) events is difficult to handle [3, 17]. An alternative is to focus on distance-based methods [42]. Since good rate models are usually unavailable, distance measures usually are not additive and thus fail to precisely satisfy the assumptions underlying the most widely used methods such as neighbor joining. The third strategy is to convert the non-commutative data structure into a presence-absence structure, e.g., by using pairwise adjacencies [40] as representation of permutations or using list alignments in which rearrangements appear as pairs of insertions and deletions [16]. While this yields character matrices that can be fed into parsimony algorithms, these can only result in approximate heuristics.

While it tends to be difficult to disentangle multiple, super-imposed complex changes such as genome rearrangements or tandem duplication, it is considerably simpler to recognize whether two genes or genomes differ by a single RGC operation. It makes sense therefore to ask just how much phylogenetic information can be extracted from elementary RGC events. Of course, we cannot expect that a single RGC will allow us to (re)construct a detailed phylogeny. It can, however, provide us with solid, well-founded constraints. Furthermore, we can hope that the combination of such constraints can be utilized as a practicable method for phylogenetic inference. Recently we have shown that orthology assignments in large gene families imply triples that must be displayed by the underlying species tree [23, 19]. In a phylogenomics setting a sufficient number of such triple constraints can be collected to yield fully resolved phylogenetic trees [21], see [18] for an overview.

A plausible application scenario for our setting is the rearrangement of mitogenomes [33]. Since mitogenomes are readily and cheaply available, the taxon sampling is sufficiently dense so that the gene orders often differ by only a single rearrangement or not at all. These cases are identifiable with near certainty [3]. Moreover, some RGC are inherently directional. Probably the best known example is the tandem duplication random loss (TDRL) operation [8]. We will therefore also consider a directed variant of the problem.

In this contribution, we ask how much phylogenetic information can be retrieved from single RGCs. More precisely, we consider a scenario in which we can, for every pair of taxa distinguish, for a given type of RGC, whether x and y have the same genomic state, whether x and y differ by exactly one elementary change, or whether their distance is larger than a single operation. We formalize this problem in the following way. Given a relation \sim is there a phylogenetic tree T with an edge labeling λ (marking the elementary events) such that $x \sim y$ if and only if edge labeling along the unique path $\mathbb{P}(x, y)$ for x to y in T has a certain prescribed property Π . In this contribution we will primarily be interested in the special case where Π is “a single event along the path”. After defining the necessary notation and preliminaries, we give a more formal definition of the general problem in section 3. Then we give characterizations for the directed and the undirected version of the “single event” relations. Finally we briefly discuss generalizations.

2 Preliminaries

2.1 Basic Notation

We largely follow the notation and terminology of [36]. Throughout, X denotes always a finite set of at least three taxa. We will consider both undirected and directed graphs $G = (V, E)$ with finite vertex set $V(G) := V$ and edge set or arc set $E(G) := E$. For a digraph G we write \underline{G} for its *underlying (undirected) graph* where $V(\underline{G}) = V(G)$ and $\{x, y\} \in E(\underline{G})$ if $(x, y) \in E(G)$ or $(y, x) \in E(G)$. Thus, \underline{G} is obtained from G by ignoring the direction of edges. For simplicity, edges $\{x, y\} \in E(\underline{G})$ (in the undirected) and arcs $(x, y) \in E(G)$ (in the directed case) will be both denoted by xy .

The representation $G(R) = (V, E)$ of a relation $R \subseteq V \times V$ has vertex set V and edge set $E = \{xy \mid (x, y) \in R\}$. If R is irreflexive, then G has no loops. If R is symmetric, we regard $G(R)$ as an undirected

graph. A *clique* is a complete subgraph that is maximal w.r.t. inclusion. An equivalence relation is *discrete* if all its equivalence classes consist of single vertices.

A tree $T = (V, E)$ is a connected cycle-free undirected graph. The vertices of degree 1 in a tree are called *leaves*, all other vertices of T are called *inner vertices*. An edge of T is *interior* if both of its end vertices are interior vertices. A *star* S_m with m leaves is a tree that has at most one inner vertex. A *path* P_n (on n vertices) is a tree with two leaves and $n - 3$ interior edges. There is a unique path $\mathbb{P}(x, y)$ connecting any two vertices x and y in a tree T . We write $e \in \mathbb{P}(x, y)$ if the edge e connects two adjacent vertices along $\mathbb{P}(x, y)$. We say that a directed graph is a tree if its underlying undirected graph is a tree. A directed path P is a tree on vertices x_1, \dots, x_n s.t. $x_i x_{i+1} \in E(P)$, $1 \leq i \leq n - 1$. A graph is a forest if all its connected components are trees.

A tree is *rooted* if there is a distinguished vertex $\rho \in V$ called the *root*. Throughout this contribution we assume that the root is an interior vertex. In rooted trees, the first inner vertex $\text{lca}(x, y)$ that lies on both unique paths from two vertices x , resp., y to the root, is called *lowest common ancestor* of x and y . If T is rooted, then by definition $\text{lca}(x, y)$ is a uniquely defined inner vertex along $\mathbb{P}(x, y)$.

We write $L(v)$ for the set of leaves in the subtree below a fixed vertex v , i.e., $L(v)$ is the set of all leaves for which v is located on the unique path from $x \in L(v)$ to the root of T . The *children* of an inner vertex v are its direct descendants, i.e., vertices w with $vw \in E(T)$ s.t. that w is further away from the root than v . A rooted or unrooted tree that has no vertices of degree two (with the possible exception that T is a single, distinguished root node) and leaf set X is called a *phylogenetic tree* T (on X) or simply an *X-tree*.

Suppose $X' \subseteq X$. A phylogenetic tree T on X *displays* a phylogenetic tree T' on X' if T' can be obtained from T by a series of vertex deletions, edge deletions, and suppression of vertices of degree 2 other than possibly the root, i.e., the replacement of an interior vertex u and its two incident edges e' and e'' by a single edge e , cf. [36, Def. 6.1.2]. In the rooted case, only a vertex between two consecutive edges (as seen from the root) may be suppressed; furthermore, if X' is contained in a single subtree, then the $\text{lca}(X')$ becomes the root of T' . It is useful to note that T' is displayed by T if and only if it can be obtained from T step-wisely by removing an arbitrarily selected leaf $y \in X \setminus X'$, its incident edge $e = yu$, and suppression of u provided u has degree 2 after removal of e .

A *partial split* of X , or a *partial X-split*, is a partition of a subset of X into two disjoint non-empty subsets A and B , denoted by $A|B$. Note, there is no difference between $A|B$ and $B|A$. If $A \cup B = X$, then $A|B$ is called a (*full*) *X-split*. For a split $A|B$ with $A = \{a_1, \dots, a_i\}$ and $B = \{b_1, \dots, b_j\}$ we will write $a_1, \dots, a_i | b_1, \dots, b_j$ instead of $\{a_1, \dots, a_i\} | \{b_1, \dots, b_j\}$. A partial X-split $A|B$ is *trivial* if $\min\{|A|, |B|\} = 1$.

Each edge $e \in E(T)$ of a tree T gives rise to a split, that is, if one removes e from T one obtains two distinct trees T_1 and T_2 with leaf sets $L(T_1)$ and $L(T_2)$, respectively, and thus the X-split $L(T_1)|L(T_2)$. For an X-tree T , let $\Sigma(T)$ denote the collection of X-splits corresponding to the edges of T . A partial X-split $A|B$ with $A = \{a, a'\}$ and $B = \{b, b'\}$ s.t. the path from a to a' does not intersect the path from b to b' in T is called *quartet* (of T).

We say that the partial split $A|B$ *extends* the partial split $A'|B'$ precisely if either $A' \subseteq A$ and $B' \subseteq B$ or $A' \subseteq B$ and $B' \subseteq A$. For an arbitrary collection Σ of *distinct* partial X-splits, we say that a partial split $A|B \in \Sigma$ is *redundant* if there exists a different partial split in Σ that extends $A|B$. It is easy to verify that for a tree T the set $\Sigma(T)$ does not contain redundant splits.

An X-tree *displays* $A|B$ if there is an edge e of $T = (V, E)$ such that, in $(V, E \setminus \{e\})$, the sets A and B are subsets of the vertex sets of different connected components. A collection Σ of partial X-splits is said to be *compatible* if there exists an X-tree that displays every X-split in Σ . This is equivalent to requiring that every split in Σ is either contained in $\Sigma(T)$ or extended by a split in $\Sigma(T)$. The mathematical theory of systems of partial splits has been explored in [4, 35, 24, 12].

For later reference, we state the following well-know results [35].

Lemma 1. *Let $A_1|B_1$ and $A_2|B_2$ be partial X-splits. The following statements are equivalent:*

- (i) $A_1|B_1$ and $A_2|B_2$ are compatible.
- (ii) At least one of the sets $A_1 \cap A_2$, $A_1 \cap B_2$, $B_1 \cap A_2$, and $B_1 \cap B_2$ is empty.

Lemma 2. *Let Σ be a set of partial X-splits and $A_1|B_1, A_2|B_2 \in \Sigma$ that satisfy*

$$\emptyset \notin \{A_1 \cap A_2, A_1 \cap B_2, B_1 \cap A_2\}, \text{ and } A_2 \cap B_1 = \emptyset.$$

Furthermore, let

$$\Sigma' := \Sigma \setminus \{A_1|B_1, A_2|B_2\} \cup \{(A_1 \cup A_2)|B_1, A_2|(B_1 \cup B_2)\},$$

and Σ^ denote the set Σ' after removing of any redundant partial splits from Σ' . Then an X-tree T displays Σ if and only if T displays Σ^* .*

We say that a rooted tree T *contains* or *displays* the triple $xy|z$ if x, y , and z are leaves of T and the path from x to y does not intersect the path from z to the root of T . A set of triples \mathcal{R} is consistent if there is a rooted tree that contains all triples in \mathcal{R} . For a given leaf set L , a triple set \mathcal{R} is said to be *strict dense* if for any three distinct vertices $x, y, z \in L$ we have $|\{xy|z, xz|y, yz|x\} \cap \mathcal{R}| = 1$. It is well-known that any consistent strict-dense triple set \mathcal{R} has a unique representation as a binary tree [21, Suppl. Material]. For a consistent set R of rooted triples we write $R \vdash (xy|z)$ if any phylogenetic tree that displays all triples of R also displays $(xy|z)$. In a work of Bryant and Steel [7], in which the authors

extend and generalize the work of Dekker [10], it was shown under which conditions it is possible to infer triples by using only subsets $R' \subseteq R$, i.e., under which conditions $R \vdash (xy|z) \implies R' \vdash (xy|z)$ for some $R' \subseteq R$. In particular, we will use the following inference rules:

$$\{(ab|c), (ad|c)\} \vdash (bd|c) \quad (i)$$

$$\{(ab|c), (ad|b)\} \vdash (bd|c), (ad|c) \quad (ii)$$

$$\{(ab|c), (cd|b)\} \vdash (ab|d), (cd|a). \quad (iii)$$

3 Path Relations and Phylogenetic Trees

Let Λ be a non-empty set. Throughout this contribution we consider an X-tree $T = (V, E)$ with edge-labeling $\lambda: E \rightarrow \Lambda$. An edge e with label $\lambda(e) = k$ will be called a k -edge. We interpret (T, λ) so that a RGC occurs along edge e if and only if $\lambda(e) = 1$. Let Π be a subset of the set Λ -labeled paths. We interpret Π as a property of the path and its labeling. The tree (T, λ) and the property Π together define a binary relation \sim_Π on X by setting

$$x \sim_\Pi y \iff (\mathbb{P}(x, y), \lambda) \in \Pi \quad (iv)$$

The relation \sim_Π has the graph representation $G(\sim_\Pi)$ with vertex set X and edges $xy \in E(G(\sim_\Pi))$ if and only if $x \sim_\Pi y$.

Definition 3. Let (T, λ) be a Λ -labeled X-tree with leaf set $L(T)$ and let G be a graph with vertex set $L(T)$. We say that (T, λ) explains G (w.r.t. to the path property Π) if $G = G(\sim_\Pi)$.

For simplicity we also say “ (T, λ) explains \sim ” for the binary relation \sim .

We consider in this contribution the conceptually “inverse problem”: Given a definition of the predicate Π as a function of edge labels along a path and a graph G , is there an edge-labeled tree (T, λ) that explains G ? Furthermore, we ask for a characterization of the class of graph that can be explained by edge-labeled trees and a given predicate Π .

A straightforward biological interpretation of the edge labeling λ is that a certain type of evolutionary event has occurred along e if and only if $\lambda(e) = 1$. This suggests that in particular the following path properties and their associated relations on X are of practical interest:

- $x \overset{0}{\sim} y$ if and only if all edges in $\mathbb{P}(x, y)$ are labeled 0; For convenience we set $x \overset{0}{\sim} x$ for all $x \in X$.
- $x \overset{1}{\sim} y$ if and only if all but one edges along $\mathbb{P}(x, y)$ are labeled 0 and at exactly one edge is labeled 1;
- $x \overset{1}{\prec} y$ if and only if all edges along $\mathbb{P}(u, x)$ are labeled 0 and exactly one edge along $\mathbb{P}(u, y)$ is labeled 1, where $u = lca(x, y)$.
- $x \overset{k}{\sim} y$ with $k > 1$ if and only if and at least k edges are labeled 1;
- $x \rightsquigarrow y$ if the path from $lca(x, y)$ to x has all edges labeled 0 and there are one or more edges along the path from $lca(x, y)$ to y with a non-zero label, i.e., $lca(x, y) \overset{k}{\sim} y$ where $k \geq 1$.

We will call the relation $\overset{1}{\sim}$ the *single-1-relation*. It will be studied in detail in the following section. Its directed variant $\overset{1}{\prec}$ will be investigated in Section 5. The more general relations $\overset{k}{\sim}$ and \rightsquigarrow will be studied elsewhere.

These (and many other) combinations of labeling systems and path properties have *nice properties*:

(L1) The label set Λ is endowed with a semigroup $\boxplus: \Lambda \times \Lambda \rightarrow \Lambda$.

(L2) There is a subset $\Lambda_\Pi \subseteq \Lambda$ of labels such that $(\mathbb{P}(x, y), \lambda) \in \Pi$ if and only if $\lambda(\mathbb{P}(x, y)) := \boxplus_{e \in \mathbb{P}(x, y)} \lambda(e)$ or $\lambda(\mathbb{P}(x, y)) := \boxplus_{e \in \mathbb{P}(lca(x, y), y)} \lambda(e)$

For instance, we may set $\Lambda = \mathbb{N}$ and use the usual addition for \boxplus . Then $\overset{0}{\sim}$ corresponds to $\Lambda_\Pi = \{0\}$, $\overset{1}{\sim}$ corresponds to $\Lambda_\Pi = \{1\}$, etc.

We now extend the concept of an X-tree displaying another one to the Λ -labeled case.

Definition 4. Let (T, λ) and (T', λ') be two X-trees with $L(T') \subseteq L(T)$. Then (T, λ) displays (T', λ') if (i) T displays T' and (ii) $(\mathbb{P}_T(x, y), \lambda) \in \Pi$ if and only if $(\mathbb{P}_{T'}(x, y), \lambda) \in \Pi$ for all $x, y \in L(T')$.

The definition is designed to ensure that the following property is satisfied:

Lemma 5. Suppose (T, λ) displays (T', λ') and (T, λ) explains a graph G . Then (T', λ') explains the induced subgraph $G[L(T')]$.

Lemma 6. Let (T, λ) display (T', λ') . Assume that the labeling system satisfies (L1) and (L2) and suppose $\lambda'(e) = \lambda(e') \boxplus \lambda(e'')$ whenever e is the edge resulting from suppressing the interior vertex between e' and e'' . If T' is displayed by T then (T', λ') is displayed by (T, λ) .

Proof. Suppose T' is obtained from T by removing a single leaf w . By construction T' is displayed by T and $\lambda(\mathbb{P}(x, y))$ is preserved upon removal of w and suppression of its neighbor. Thus (L2) implies that (T, λ) displays (T', λ') . For arbitrary T' displayed by T this argument can be repeated for each individual leaf removal on the editing path from T to T' . \square

Let us now turn to the properties of the specific relations that are of interest in this contribution.

Lemma 7. *The relation $\overset{0}{\sim}$ is an equivalence relation.*

Proof. By construction, $\overset{0}{\sim}$ is symmetric and reflexive. To establish transitivity, suppose $x \overset{0}{\sim} y$ and $y \overset{0}{\sim} z$, i.e., $\lambda(e) = 0$ for all $e \in \mathbb{P}(x, y) \cup \mathbb{P}(y, z)$. By uniqueness of the path connecting vertices in a tree, $\mathbb{P}(x, z) \subseteq \mathbb{P}(x, y) \cup \mathbb{P}(y, z)$, i.e., $\lambda(e) = 0$ for all $e \in \mathbb{P}(x, z)$ and therefore $x \overset{0}{\sim} z$. \square

Since $\overset{0}{\sim}$ is an equivalence relation, the graph $G(\overset{0}{\sim})$ is a disjoint union of complete graphs, or in other words, each connected component of $G(\overset{0}{\sim})$ is a clique.

We are interested here in characterizing the pairs of trees and labeling functions (T, λ) that explain a given relation ρ as its $\overset{0}{\sim}$, $\overset{1}{\sim}$ or $\overset{\perp}{\sim}$ relation. More precisely, we are interested in the least resolved trees with this property.

Definition 8. *Let (T, λ) be an edge-labeled phylogenetic tree with leaf set $X = L(T)$. We say that (T', λ') is edge-contracted from (T, λ) if the following conditions hold: (i) $T' = T/e$ is the usual graph-theoretical edge contraction for some interior edge $e = \{u, v\}$ of T .*

(ii) The labels satisfy $\lambda'(e') = \lambda(e')$ for all $e' \neq e$.

Note that we do not allow the contraction of terminal edges, i.e., of edges incident with leaves.

Definition 9 (Least Resolved Tree). *A pair (T, λ) is least resolved for a prescribed relation $\overset{0}{\sim}$, $\overset{1}{\sim}$ or $\overset{\perp}{\sim}$ if no edge contraction leads to a tree (T', λ') of (T, λ) that explains $\overset{0}{\sim}$, $\overset{1}{\sim}$ or $\overset{\perp}{\sim}$, respectively.*

4 The single-1-relation

The single-1-relation does not convey any information on the location of the root and the corresponding partial order on the tree. Where therefore regard T as unrooted in this section.

Lemma 10. *Let (T, λ) be an edge-labeled X -tree with resulting relations $\overset{0}{\sim}$ and $\overset{1}{\sim}$ over X . Assume that A, B are distinct cliques in $G(\overset{0}{\sim})$ and suppose $x \overset{1}{\sim} y$ where $x \in A$ and $y \in B$. Then $x' \overset{1}{\sim} y'$ holds for all $x' \in A$ and $y' \in B$.*

Proof. First, observe that $\mathbb{P}(x', y') \subseteq \mathbb{P}(x', x) \cup \mathbb{P}(x, y) \cup \mathbb{P}(y, y')$ in T . Moreover, $\mathbb{P}(x', x)$ and $\mathbb{P}(y, y')$ have only edges with label 0. As $\mathbb{P}(x, y)$ contains exactly one non-0-label, thus $\mathbb{P}(x', y')$ contains at most one non-0-label. If there was no non-0-label, then $\mathbb{P}(x, y) \subseteq \mathbb{P}(x, x') \cup \mathbb{P}(x', y') \cup \mathbb{P}(y', y)$ would imply that $\mathbb{P}(x, y)$ also has only 0-labels, a contradiction. Therefore $x' \overset{1}{\sim} y'$. \square

As a consequence it suffices to study the single-1-relation on the quotient graph $G(\overset{1}{\sim})/\overset{0}{\sim}$. To be more precise, $G(\overset{1}{\sim})/\overset{0}{\sim}$ has as vertex set the equivalence classes of $\overset{0}{\sim}$ and two vertices c_i and c_j are connected by an edge if there are vertices $x \in c_i$ and $y \in c_j$ with $x \overset{1}{\sim} y$. Analogously, the graph $G(\overset{\perp}{\sim})/\overset{0}{\sim}$ is defined.

For a given (T, λ) and its corresponding relation $\overset{0}{\sim}$ consider an arbitrary nontrivial equivalence class c_i of $\overset{0}{\sim}$. Since $\overset{0}{\sim}$ is an equivalence relation, the induced subtree T' with leaf set c_i and interior vertices $\text{lca}(c)$ for any subset $c \subseteq c_i$ contains only 0-edges and is maximal w.r.t. this property. Hence, we could remove T' from T and identify the root $\text{lca}(c_i)$ of T' in T by a representative of c_i , while keeping the information of $\overset{0}{\sim}$ and $\overset{1}{\sim}$. Let us be a bit more explicit about this point. Consider trees (T_Y, λ_Y) displayed by (T, λ) with leaf sets Y such that Y contains exactly one (arbitrarily chosen) representative from each $\overset{0}{\sim}$ equivalence class of (T, λ) . For any such trees (T_Y, λ_Y) and (T'_Y, λ'_Y) with the latter property, there is an isomorphism $\alpha : T_Y \rightarrow T'_Y$ such that $\alpha(y) \overset{0}{\sim} y$ and $\lambda_{Y'}(\alpha(e)) = \lambda_Y(e)$. Thus, all such (T_Y, λ_Y) are isomorphic and differ basically only in the choice of the particular representatives of the equivalence classes of $\overset{0}{\sim}$. Furthermore, T_Y is isomorphic to the quotient graph $T/\overset{0}{\sim}$ obtained from T by replacing the (maximal) subtrees where all edges are labeled with 0 by a representative of the corresponding $\overset{0}{\sim}$ -class. Suppose (T, λ) explains G . Then (T_Y, λ_Y) explains $G[Y]$ for a given Y . Since all (T_Y, λ_Y) are isomorphic, all $G[Y]$ are also isomorphic, and thus $G[Y] = G/\overset{0}{\sim}$ for all Y .

To avoid unnecessarily clumsy language we will say that “ (T, λ) explains $G(\overset{1}{\sim})/\overset{0}{\sim}$ ” instead of the more accurate wording “ (T, λ) displays (T_Y, λ_Y) where Y contains exactly one representative of each $\overset{0}{\sim}$ equivalence class such that (T_Y, λ_Y) explains $G(\overset{1}{\sim})/\overset{0}{\sim}$ ”.

In contrast to $\overset{0}{\sim}$, the single-1-relation $\overset{1}{\sim}$ is not transitive. As an example, consider the star S_3 with leave set $\{x, y, z\}$, interior vertex v , and edge labeling $\lambda(v, x) = \lambda(v, z) = 1 \neq \lambda(v, y) = 0$. Hence $x \overset{1}{\sim} y$, $y \overset{1}{\sim} z$ and $x \not\sim z$. In fact, a stronger property holds that forms the basis for understanding the single-1-relation:

Lemma 11. *If $x \overset{1}{\sim} y$ and $x \overset{1}{\sim} z$, then $y \not\sim z$.*

Proof. Uniqueness of paths in T implies that there is a unique interior vertex u in T such that $\mathbb{P}(x, y) = \mathbb{P}(x, u) \cup \mathbb{P}(u, y)$, $\mathbb{P}(x, z) = \mathbb{P}(x, u) \cup \mathbb{P}(u, z)$, $\mathbb{P}(y, z) = \mathbb{P}(y, u) \cup \mathbb{P}(u, z)$. By assumption, each of the three sub-paths $\mathbb{P}(x, u)$, $\mathbb{P}(y, u)$, and $\mathbb{P}(z, u)$ contains at most one 1-label. There are only two cases: (i) There is a 1-edge in $\mathbb{P}(x, u)$. Then neither $\mathbb{P}(y, u)$ nor $\mathbb{P}(z, u)$ may have another 1-edge, and thus $y \overset{0}{\sim} z$, which implies that $y \not\overset{1}{\sim} z$. (ii) There is no 1-edge in $\mathbb{P}(x, u)$. Then both $\mathbb{P}(y, u)$ and $\mathbb{P}(z, u)$ must have exactly one 1-edge. Thus $\mathbb{P}(y, z)$ harbors exactly two 1-edges, whence $y \not\overset{1}{\sim} z$. \square

Lemma 11 can be generalized as follows.

Lemma 12. *Let x_1, \dots, x_n be vertices s.t. $x_i \overset{1}{\sim} x_{i+1}$, $1 \leq i \leq n-1$. Then, for all i, j , $x_i \overset{1}{\sim} x_j$ if and only if $|i - j| = 1$.*

Proof. For $n = 3$, we can apply Lemma 11. Assume the assumption is true for all $n < K$. Now let $n = K$. Hence, for all vertices x_i, x_j along the paths from x_1 to x_{K-1} , as well as the paths from x_2 to x_K it holds that $|i - j| = 1$ if and only if we have $x_i \overset{1}{\sim} x_j$. Thus, for the vertices x_i, x_j we have $|i - j| > 1$ if and only if we have $x_i \not\overset{1}{\sim} x_j$. Therefore, it remains to show that $x_1 \not\overset{1}{\sim} x_n$.

Assume for contradiction, that $x_1 \overset{1}{\sim} x_n$. Uniqueness of paths on T implies that there is a unique interior vertex u in T that lies on all three paths $\mathbb{P}(x_1, x_2)$, $\mathbb{P}(x_1, x_n)$, and $\mathbb{P}(x_2, x_n)$.

There are two cases, either there is a 1-edge in $\mathbb{P}(x_1, u)$ or $\mathbb{P}(x_1, u)$ contains only 0-edges.

If $\mathbb{P}(x_1, u)$ contains a 1-edge, then all edges along the path $\mathbb{P}(u, x_n)$ must be 0, and all the edge on path $\mathbb{P}(u, x_2)$ must be 0. However, this implies that $x_2 \overset{0}{\sim} x_n$, a contradiction, as we assumed that $\overset{0}{\sim}$ is discrete.

Thus, there is no 1-edge in $\mathbb{P}(x_1, u)$ and hence, both paths $\mathbb{P}(u, x_n)$ and $\mathbb{P}(u, x_2)$ contain each exactly one 1-edge.

Now consider the unique vertex v that lies on all three paths $\mathbb{P}(x_1, x_2)$, $\mathbb{P}(x_1, x_3)$, and $\mathbb{P}(x_2, x_3)$.

Since $u, v \in \mathbb{P}(x_1, x_2)$, we have either (A) $v \in \mathbb{P}(x_1, u)$ where $u = v$ is possible, or (B) $u \in \mathbb{P}(x_1, v)$ and $u \neq v$. We consider the two cases separately.

Case (A): Since there is no 1-edge in $\mathbb{P}(x_1, u)$ and $x_1 \overset{1}{\sim} x_n$, resp., $x_1 \overset{1}{\sim} x_2$ there is exactly one 1-edge in $\mathbb{P}(u, x_n)$, resp., $\mathbb{P}(u, x_2)$. Moreover, since $x_2 \overset{1}{\sim} x_3$ the path $\mathbb{P}(v, x_3)$ contains only 0-edges, and thus $x_3 \overset{1}{\sim} x_n$, a contradiction.

Case (B): Since there is no 1-edge in $\mathbb{P}(x_1, u)$ and $x_1 \overset{1}{\sim} x_n$, the path $\mathbb{P}(u, x_n)$ contains exactly one 1-edge.

In the following, we consider paths between two vertices $x_i, x_{i-2} \in \{x_1, \dots, x_n\}$ step-by-step, starting with x_1 and x_{n-1} .

The induction hypothesis implies that $x_1 \not\overset{1}{\sim} x_{n-1}$ and since $\overset{0}{\sim}$ is discrete, we can conclude that $x_1 \not\overset{0}{\sim} x_{n-1}$. Let $\mathbb{P}(x_1, x_n) = \mathbb{P}(x_1, a) \cup ab \cup \mathbb{P}(b, x_n)$ where $e = ab$ is the 1-edge contained in $\mathbb{P}(x_1, x_n)$. Let c_1 be the unique vertex that lies on all three paths $\mathbb{P}(x_1, x_n)$, $\mathbb{P}(x_1, x_{n-1})$, and $\mathbb{P}(x_{n-1}, x_n)$. If c_1 lies on the path $\mathbb{P}(x_1, a)$, then $\mathbb{P}(c_1, x_{n-1})$ contains only 0-edges, since $\mathbb{P}(x_{n-1}, x_n) = \mathbb{P}(x_{n-1}, c_1) \cup \mathbb{P}(c_1, a) \cup ab \cup \mathbb{P}(b, x_n)$ and $x_n \overset{1}{\sim} x_{n-1}$. However, in this case the path $\mathbb{P}(x_1, c_1) \cup \mathbb{P}(c_1, x_{n-1})$ contains only 0-edges, which implies that $x_1 \overset{0}{\sim} x_{n-1}$, a contradiction. Thus, the vertex c_1 must be contained in $\mathbb{P}(b, x_n)$. Since $x_1 \overset{1}{\sim} x_n$, the path $\mathbb{P}(c_1, x_n)$ contains only 0-edges. Hence, the path $\mathbb{P}(c_1, x_{n-1})$ contains exactly one 1-edge, because $x_n \overset{1}{\sim} x_{n-1}$. In particular, by construction we see that $\mathbb{P}(x_1, x_n) = \mathbb{P}(x_1, u) \cup \mathbb{P}(u, c_1) \cup \mathbb{P}(c_1, x_n)$.

Now consider the vertices x_n and x_{n-2} . Let $a'b'$ be the 1-edge on the path $\mathbb{P}(c_1, x_{n-1}) = \mathbb{P}(c_1, a') \cup a'b' \cup \mathbb{P}(b', x_{n-1})$. Since $x_n \not\overset{1}{\sim} x_{n-2}$ and $x_n \not\overset{0}{\sim} x_{n-2}$ we can apply the same argument and conclude, that there is a vertex $c_2 \in \mathbb{P}(b', x_{n-1})$ s.t. the path $\mathbb{P}(c_2, x_{n-2})$ contains exactly one 1-edge. In particular, by construction we see that $\mathbb{P}(x_1, x_{n-2}) = \mathbb{P}(x_1, u) \cup \mathbb{P}(u, c_1) \cup \mathbb{P}(c_1, c_2) \cup \mathbb{P}(c_2, x_2)$ s.t. the path $\mathbb{P}(c_1, c_2)$ contains exactly one 1-edge.

Repeating this argument, we arrive at vertices x_2 and x_4 and can conclude analogously that there is a path $\mathbb{P}(c_{n-2}, x_2)$ that contains exactly one 1-edge and in particular, that $\mathbb{P}(x_1, x_2) = \mathbb{P}(x_1, u) \cup \mathbb{P}(u, c_1) \cup \left(\bigcup_{1 \leq i \leq n-3} \mathbb{P}(c_i, c_{i+1}) \right) \cup \mathbb{P}(c_{n-2}, x_{n-2})$, where each of the distinct paths $\mathbb{P}(c_i, c_{i+1})$, $1 \leq i \leq n-3$ contains exactly one 1-edge. However, this contradicts that $x_1 \overset{1}{\sim} x_2$. \square

Corollary 13. *The graph $G(\overset{1}{\sim})/\overset{0}{\sim}$ is a forest, and hence all paths in $G(\overset{1}{\sim})/\overset{0}{\sim}$ are induced paths.*

Next we analyze the effect of edge contractions in T .

Lemma 14. *Let (T, λ) explain $G(\overset{1}{\sim})/\overset{0}{\sim}$ and let (T', λ') be the result of contracting e in T . If $\lambda(e) = 0$ then (T', λ') explains $G(\overset{1}{\sim})/\overset{0}{\sim}$. If $G(\overset{1}{\sim})/\overset{0}{\sim}$ is connected and $\lambda(e) = 1$ then (T', λ') does not explain $G(\overset{1}{\sim})/\overset{0}{\sim}$. In particular, for connected graphs $G(\overset{1}{\sim})/\overset{0}{\sim}$, the tree (T, λ) is least resolved if and only if all 0-edge are incident to leaves.*

Proof. Let $\overset{1}{\sim}_T$, $\overset{0}{\sim}_T$, $\overset{1}{\sim}_{T'}$, and $\overset{0}{\sim}_{T'}$ be the relations explained by T and T' , respectively. Since (T, λ) explains $G(\overset{1}{\sim})/\overset{0}{\sim}$, we have $\overset{1}{\sim}_T = \overset{1}{\sim} / \overset{0}{\sim}$. Moreover, since $\overset{0}{\sim}_T$ is discrete, no two distinct leaves of T are in relation $\overset{0}{\sim}_T$.

If $\lambda(e) = 0$, then contracting e clearly preserves the property of $\overset{0}{\sim}_{T'}$ being discrete. Since only interior edges are allowed to be contracted, we have $L(T) = L(T')$. Therefore, $\overset{0}{\sim}_T = \overset{0}{\sim}_{T'}$ and the 1-edges along any path from $x \in L(T) = L(T')$ to $y \in L(T) = L(T')$ remains unchanged, and thus $\overset{1}{\sim}_T = \overset{1}{\sim}_{T'}$. Hence, (T', λ') explains $G(\overset{1}{\sim})/\overset{0}{\sim}$.

If $G(\overset{1}{\sim})/\overset{0}{\sim}$ is connected, then for every 1-edge e there is a pair of leaves x' and x'' such that $x' \overset{1}{\sim} x''$ and e is the only 1-edge along the unique path connecting x' and x'' . Consequently, contracting e would make x' and x'' non-adjacent w.r.t. the resulting relation. Thus no 1-edge can be contracted in T without changing $G(\overset{1}{\sim})/\overset{0}{\sim}$.

If (T, λ) is least resolved, no edge can be contracted, and thus no 0-edge can be located in the interior of T . For connected $G(\overset{1}{\sim})/\overset{0}{\sim}$ no interior 1-edge can be contracted in T without changing the corresponding $\overset{1}{\sim}$ relation. \square

In order to link the relation $\overset{1}{\sim}$ to the structure of the unrooted tree T , we consider first paths (x_1, x_2, x_3, x_4) in $G(\overset{1}{\sim})/\overset{0}{\sim}$ of length 4. Corollary 13 implies that $x_1 \overset{1}{\sim} x_2 \overset{1}{\sim} x_3 \overset{1}{\sim} x_4$. There are several possible generic partial X-splits $A|B$ with $A, B \subseteq \{x_1, x_2, x_3, x_4\}$ that might be displayed by T . Clearly, the trivial splits of one vertex versus the other tree are always displayed by T . In addition there are three further possible quartets, i.e., splits between two disjoint pairs. As we show next, only the quartet $x_1x_2|x_3x_4$ can be displayed.

Lemma 15. *Let (T, λ) be a tree that explains $G(\overset{1}{\sim})/\overset{0}{\sim}$. If (x_1, x_2, x_3, x_4) is a path in $G(\overset{1}{\sim})/\overset{0}{\sim}$, then among all full splits of $\{x_1, x_2, x_3, x_4\}$ only the quartet $x_1x_2|x_3x_4$ is displayed in T .*

Proof. Note, since (x_1, x_2, x_3, x_4) is a path in $G(\overset{1}{\sim})/\overset{0}{\sim}$, we obtain that $x_1 \overset{1}{\sim} x_2 \overset{1}{\sim} x_3 \overset{1}{\sim} x_4$. Moreover, Lemma 12 implies that $x_1 \not\overset{1}{\sim} x_3, x_4$ and $x_2 \not\overset{1}{\sim} x_4$. Since by construction of $G(\overset{1}{\sim})/\overset{0}{\sim}$, neither $x_1 \overset{0}{\sim} x_3, x_4$ nor $x_2 \overset{0}{\sim} x_4$, we observe that $x_1 \overset{k}{\sim} x_3, x_4$ and $x_2 \overset{k}{\sim} x_4$, $k > 1$.

We first consider trivial partial splits with vertices x_1, x_2, x_3 , and x_4 s.t. there is no quartet on these vertices. Note, any other trivial split is not informative, and a more refined information of the topology of the tree T is encoded in the respective quartets. Assume there is such a trivial split $x_i|x_jx_kx_l$ with $\{i, j, k, l\} = \{1, 2, 3, 4\}$ s.t. there is no additional quartet on these vertices. Since there is no quartet, the induced subtree on these four vertices is of the form $\mathbb{P}(x_i, v) \cup \mathbb{P}(v, x_j) \cup \mathbb{P}(v, x_k) \cup \mathbb{P}(v, x_l)$. Thus, it suffices to continue the proof by considering a star S_4 with inner vertex v and leaves x_1, \dots, x_4 , edge $e_r = x_rv$, $1 \leq r \leq 4$ where $\lambda(e_r) = 0$ iff $\mathbb{P}(v, x_r)$ contains only 0-edges and $\lambda(e_r) = 1$ otherwise. Furthermore, the vertex x_i is connected to at least one vertex x_r , $r \in \{j, k, l\}$ in the path (x_1, x_2, x_3, x_4) . W.l.o.g. assume x_i is adjacent to x_j and thus, $x_i \overset{1}{\sim} x_j$. Note, x_i is in relation $\overset{1}{\sim}$ to at most one other vertex. Hence, there is at least one vertex, say x_k s.t. $x_i \not\overset{1}{\sim} x_k$, and since $\overset{0}{\sim}$ is assumed to be discrete $x_i \not\overset{0}{\sim} x_k$. Thus, $\lambda(e_i) = \lambda(e_k) = 1$. Since $x_i \overset{1}{\sim} x_j$, the path $\lambda(e_j) = 0$. Moreover, it must hold that $\lambda(e_l) = 1$, as otherwise $x_j \overset{0}{\sim} x_l$, a contradiction to $\overset{0}{\sim}$ being discrete. Now it is easy to see that such a labeling cannot yield the path (x_1, x_2, x_3, x_4) in $G(\overset{1}{\sim})/\overset{0}{\sim}$. Thus, whenever we have such a path in $G(\overset{1}{\sim})/\overset{0}{\sim}$ and there is a trivial split on these vertices, then there must be a quartet on these four vertices, as well.

We are now concerned with possible quartets that might be displayed in T . Let us denote the four terminal edges of the quadruple by e_1 through e_4 , s.t. e_i and x_i are incident for $i = 1, 2, 3, 4$, and let e_0 be the central edge. here are three possibilities:

- (i) $x_1x_2|x_3x_4$. Here $x_2 \overset{1}{\sim} x_1$ implies either (A) $\lambda(e_2) = 1$ and $\lambda(e_1) = 0$, or (B) $\lambda(e_2) = 0$ and $\lambda(e_1) = 1$.
 - (A) From $x_2 \overset{1}{\sim} x_3$ we obtain that $\lambda(e_0) = \lambda(e_3) = 0$ and $x_3 \overset{1}{\sim} x_4$ implies $\lambda(e_4) = 1$. Hence the path $\mathbb{P}(x_1, x_4)$ along the edges e_1, e_0, e_4 contains exactly one 1-edge. Thus, $x_1 \overset{1}{\sim} x_4$, a contradiction to Lemma 12.
 - (B) We can use analogous arguments as in case (A). If $\lambda(e_3) = 1$, then $\lambda(e_0) = \lambda(e_4) = 0$, since $x_2 \overset{1}{\sim} x_3$ and $x_3 \overset{1}{\sim} x_4$. However, the latter yields $x_1 \overset{1}{\sim} x_4$; a contradiction. Therefore, $\lambda(e_3) = 0$ and $\lambda(e_4) = 1$. Since the path from x_2 to x_3 must contain a non-0-label, we must have $\lambda(e_0) = 1$. As desired this implies $x_1 \overset{1}{\sim} x_2 \overset{1}{\sim} x_3 \overset{1}{\sim} x_4$ and $x_i \not\overset{1}{\sim} x_j$ for all i, j , with $|i - j| > 1$.
- (ii) $x_1x_3|x_2x_4$. Since $x_1 \not\overset{1}{\sim} x_3$ and $x_1 \not\overset{0}{\sim} x_3$ we have $\lambda(e_1) = \lambda(e_3) = 1$. Analogously, $x_2 \not\overset{1}{\sim} x_4$ and $x_2 \not\overset{0}{\sim} x_4$ implies $\lambda(e_2) = \lambda(e_4) = 1$. But then there are at least two non-0-edge on the path $\mathbb{P}(x_1, x_2)$ along the edges e_1, e_0, e_2 , contradicting $x_1 \overset{1}{\sim} x_2$.
- (iii) $x_1x_4|x_2x_3$. From $x_1 \not\overset{1}{\sim} x_4$ and $x_1 \not\overset{0}{\sim} x_4$ we obtain $\lambda(e_1) = 1$ and $\lambda(e_4) = 1$. Then $x_1 \overset{1}{\sim} x_2$ implies that $\lambda(e_2) = \lambda(e_0) = 0$ and $x_3 \overset{1}{\sim} x_4$ fixes $\lambda(e_3) = 0$. But then there is no non-0-label along $\mathbb{P}(x_2, x_3)$, contradicting $x_2 \overset{1}{\sim} x_3$.

\square

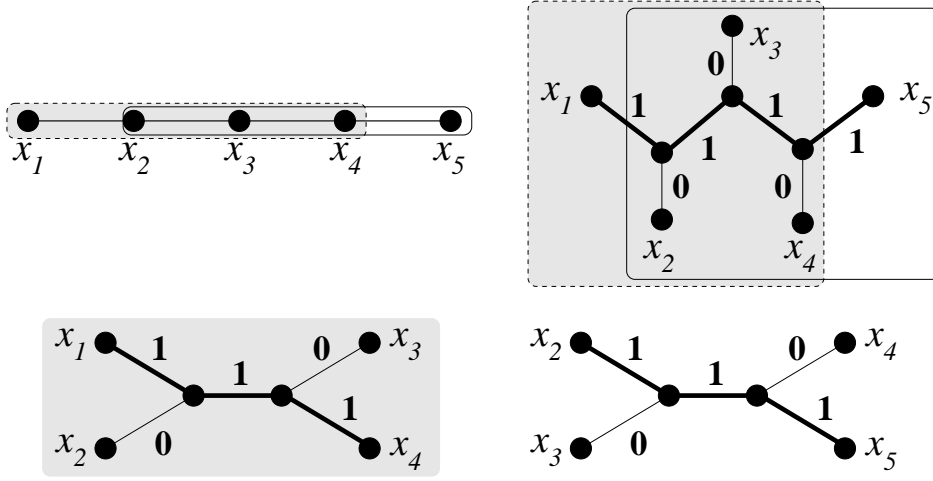


Figure 1: Paths in the $\overset{1}{\sim}$ relation imply unique split systems. The upper right edge labeled tree is the caterpillar T_5^* .

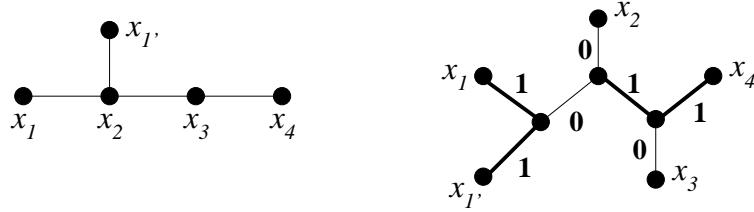
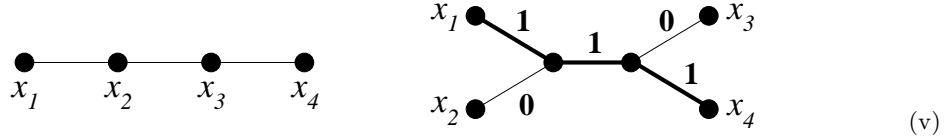


Figure 2: the simplest case of overlapping paths

Therefore a P_4 in $G(\overset{1}{\sim})/\overset{0}{\sim}$ implies that a tree that explains $G(\overset{1}{\sim})/\overset{0}{\sim}$ must contain a unique quadruple and a corresponding unique 0/1-labeling of the five edges of the quadruples:



Conversely, this quadruple explains the P_4 . This 1-1 correspondence propagates to longer paths. A path of length 5 can be viewed as a superposition of two paths of length 4. The key observation is that there is only a single tree with 5 leaves x_i , $i = 1, \dots, 5$ that displays the quadruples $x_1x_2|x_3x_4$ and $x_2x_3|x_4x_5$. To see this, we apply Lemma 2, and conclude that a tree T displays $x_1x_2|x_3x_4$ and $x_2x_3|x_4x_5$ if and only if T displays $x_1x_2|x_3x_4x_5$ and $x_1x_2x_3|x_4x_5$. It is easy to see that there is only one such (least resolved) tree, which corresponds to the tree shown in Figure 1.

By induction and repeated application of Lemma 2, we conclude that a path on $n \geq 4$ vertices x_1, \dots, x_n yields $n - 3$ non-trivial partial splits $x_1x_2|x_3 \dots x_{n-1}x_n$, $x_1x_2x_3|x_4 \dots x_{n-1}x_n$, \dots , $x_1x_2x_3x_4 \dots x_{n-2}|x_{n-1}x_n$. We will refer to this set of partial splits as $\Sigma(P)$.

We can now summarize the discussion above in the following

Lemma 16. *Let (T, λ) be a tree that explains $G(\overset{1}{\sim})/\overset{0}{\sim}$. If $G(\overset{1}{\sim})/\overset{0}{\sim}$ contains the path $x_1x_2 \dots x_n$ then T displays a “caterpillar” subtree T_n^* consisting of $n - 2$ internal vertices $u_2u_3 \dots u_{n-1}$ forming a path with all edges labeled 1, vertices x_1 and x_n adjacent to u_2 and u_{n-1} , respectively, with an edge labeled 1, and x_i adjacent to u_i with an 0-labeled edge for $2 \leq i \leq n - 1$.*

Figure 1 shows the caterpillar T_5^* . The latter results can also be used to establish an alternative and more elegant proof of Lemma 12 and Corollary 13.

Alternative proof of Cor. 13. Suppose $G(\overset{1}{\sim})/\overset{0}{\sim}$ contains a minimal length cycle $C = x_1x_2 \dots x_n$ of length n . We know that $n > 3$ since $G(\overset{1}{\sim})/\overset{0}{\sim}$ is triangle-free by Lemma 10. Thus suppose $n \geq 4$. Then C contains the two paths $x_1x_2 \dots x_n$ and $x_2 \dots x_nx_1$ and thus by Lemma 16, T displays in particular the splits $x_1x_2|x_3 \dots x_n$ and $x_2x_3 \dots x_{n-1}|x_nx_1$. Lemma 1 implies that these two splits are incompatible, and thus cannot be derived from the same tree. Therefore $G(\overset{1}{\sim})/\overset{0}{\sim}$ cannot contain a cycle. \square

Partially overlapping paths can be understood in terms of individual paths as in Figure 2. Let Q be a connected component in $G(\overset{1}{\sim})/\overset{0}{\sim}$ with vertex set X . The example of Figure 2 motivates to construct an X-tree $T(Q)$ from the tree Q as outlined in Algorithm 1.

Algorithm 1 Compute $(T(Q), \lambda)$

Require: Q **Ensure:** $T(Q)$

- 1: set $T(Q) \leftarrow Q$
 - 2: Retain the labels of all leaves of Q in $T(Q)$ and relabel all interior vertices u of Q as u' .
 - 3: Label all edges of the copy of Q by $\lambda(e) = 1$.
 - 4: For each interior vertex u' of Q add a vertex u to $T(Q)$ and insert the edge uu' .
 - 5: Label all edges of the form $e = uu'$ with $\lambda(e) = 0$.
-

Theorem 17. *Let Q be a connected component in $G(\overset{1}{\sim})/\overset{0}{\sim}$ with vertex set X . Then the tree $T(Q)$ constructed in Algorithm 1 is the unique least resolved tree that explains Q .*

Proof. We proceed by induction on the number of vertices $|X| = n$. For $n = 1$ and $n = 2$ there is nothing to show, since by construction $T(Q) = Q$ and Q must have $|X|$ leaves. For $n = 3$ we have $Q = P_3 = S_2$.

Let us first consider stars $Q = S_m$, $m = n + 1 \geq 3$, in general. Denote the unique central vertex by z and the leaves by u_i . Then the construction of the theorem states that $T = S_{m+1}$ and all edges $u_i z'$ are labeled 1, while $\lambda(zz') = 0$. The tree T must have $m + 1$ leaves because there are $m + 1$ vertices in Q . Hence, $T = S_{m+1}$ is the unique least resolved tree that could possibly produce Q . It is now easy to check that the edge labeling indeed yields Q . Furthermore, no other edge labeling yields Q . To see this, it suffices to consider explicitly all cases for $n = 3$ since S_2 is an induced subgraph of S_m corresponding to an induced subgraph P_3 of Q .

For $n = 4$, we have either $Q = S_3$ or $Q = P_4$. For the latter case the claim coincides with the unique quadruples of Equ. (v). If the tree Q is not a star and $n \geq 4$ then every vertex of Q is contained in at least one path on 4 vertices.

Now we proceed by induction. Suppose the claim of the theorem is true for all Q with up to n vertices. Now suppose Q has $n + 1 \geq 5$ vertices and suppose Q is not a star, since we already know that the claim holds for all stars. Let q be a leaf of the tree Q . We write $Q \setminus \{q\}$ for the tree obtained from Q in the following way: First we remove the leaf q and the attached edge. If the vertex q' to which q was attached now has degree 2, connectedness of Q implies that at least one of its incident edges is a 0-edge. This edge is contracted. By assumption, the claim holds for Q' . Let \bar{q} be the unique neighbor of q in Q .

We have to distinguish two cases: either (i) \bar{q} is not a leaf in Q' or (ii) \bar{q} is a leaf in Q' .

In Case (i), the tree T' contains an interior node q' as well as a leaf \bar{q} . Using our construction recipe to construct T we add q to T' via an edge $q'q$. If T' was least resolved, so is T since we have not added an interior vertex. We have two possibilities to label $q'q$. Of course $\lambda(q'q) = 0$ immediately yields a contradiction since the path $q - q' - \bar{q}$ then would have two edges labeled 0, but q and \bar{q} are neighbors in Q . One easily checks that $\lambda(q'q) = 1$ is consistent with Q : There is exactly a single 1-edge along $q - q' - \bar{q}$ and two or more 1s along the paths to any other leaf, because all other path either contain an interior edge (which always is labeled 1) or it connects to another neighbor of q' . All the latter edges, however, are also labeled 1 by our previous construction. And instead of q' , q cannot be connected to any other vertex of $T(Q')$, because of $q \overset{1}{\sim} \bar{q}$, connected to any interior vertex of $T(Q')$ instead of q' would either cause $q \not\sim \bar{q}$ or $q \overset{1}{\sim} p$ where p is not a neighbor of q in Q .

For Case (ii), first we show that q cannot be attached to any interior node of T' . If q is attached to the interior node which is the unique neighbor q_1 of \bar{q} in Q' , then the edge qq_1 must be labeled by 0 to have $q \overset{1}{\sim} \bar{q}$. Since q_1 is an interior vertex, it has neighbors in Q' . Thus $q \overset{1}{\sim} q_2$ where q_2 is any neighbor of q_1 . A contradiction to \bar{q} be the unique neighbor of q in Q . If q is attached to the interior node other than q_1 , then the path of q to \bar{q} in Q will have at least two edges labeled by 1, a contradiction to $q \overset{1}{\sim} \bar{q}$.

As a consequence of the results on paths above we know that for every path P_4 $q - \bar{q} - u - v$ in Q the tree T must display the quadruple $q\bar{q}|uv$. On the other hand, since \bar{q} is a leaf in Q' , u and q are its only neighbors in Q and thus $q\bar{q}|rs$ is a quadruple displayed by T for all $\{r, s\} \neq \{q, \bar{q}\}$ in T . Therefore q and \bar{q} form a cherry in T , i.e., there must be an interior vertex q' that has both q and \bar{q} as its neighbors. Furthermore q' is necessarily connected to the rest of T by an interior edge. From the quadruple $q\bar{q}|uv$ corresponding to the path $q - \bar{q} - u - v$, furthermore, we conclude that the interior edge must connect q' with u' . It is clear that the resulting tree is least resolved: None of the new edges qq' , $\bar{q}q'$, $q'u'$ can be contracted without contradiction, and all edges in the remainder of the tree all edges are necessary due to the induction hypothesis. Therefore the tree T is uniquely defined by Q .

Let us now turn to the labeling of T . First we note that exactly one of the edge qq' or $q'\bar{q}$ must be labeled 1. Furthermore there must be a single 1-edge along the paths $\bar{q} - q' - u' - u$ and two or more 1s along $q - q' - u' - u$. Therefore $\lambda(qq') = 1$ and $\lambda(q'\bar{q}) = 0$. Using the known constraints within T' as argued previously we see that $\lambda(uu') = 0$, and thus $\lambda(q'u') = 1$. Hence, the labeling of T is again unique and coincides with the labeling described in the claim of the theorem.

We therefore conclude that for all connected components Q both the least resolved tree and its labeling is uniquely determined. \square

We are now in the position to demonstrate how to obtain a least resolved tree that explains $G(\overset{1}{\sim})/\overset{0}{\sim}$ also in the case that $G(\overset{1}{\sim})/\overset{0}{\sim}$ itself is not connected. To this end, denote by Q_1, \dots, Q_k the connected

components of $G(\overset{1}{\sim})/\overset{0}{\sim}$. We can construct an X-tree $T(G(\overset{1}{\sim})/\overset{0}{\sim})$ for $G(\overset{1}{\sim})/\overset{0}{\sim}$ using Alg. 2. It basically amounts to constructing a star S_k with interior vertex z , where its leaves are identified with the trees $T(Q_i)$.

Algorithm 2 Compute $(T(G(\overset{1}{\sim})/\overset{0}{\sim}), \lambda)$

Require: disconnected $G(\overset{1}{\sim})/\overset{0}{\sim}$

Ensure: $T(G(\overset{1}{\sim})/\overset{0}{\sim})$

- 1: $T(G(\overset{1}{\sim})/\overset{0}{\sim}) \leftarrow (\{z\}, \emptyset)$
 - 2: **for** For each connected component Q_i **do**
 - 3: construct $(T(Q_i), \lambda_i)$ with Alg. 1 and add to $T(G(\overset{1}{\sim})/\overset{0}{\sim})$.
 - 4: **if** $T(Q_i)$ is the single vertex graph $(\{x\}, \emptyset)$ **then**
 - 5: add edge zx
 - 6: **else if** $T(Q_i)$ is the edge $v_i w_i$ **then**
 - 7: remove the edge $v_i w_i$ from $T(Q_i)$, insert a vertex x_i in $T(Q_i)$ and the edges $x_i v_i, x_i w_i$.
 - 8: set either $\lambda_i(x_i v_i) = 1$ and $\lambda(x_i w_i) = 0$ or $\lambda_i(x_i v_i) = 0$ and $\lambda(x_i w_i) = 1$.
 - 9: add edge zx_i to $T(G(\overset{1}{\sim})/\overset{0}{\sim})$.
 - 10: **else**
 - 11: add edge zq'_i to $T(G(\overset{1}{\sim})/\overset{0}{\sim})$ for an arbitrary interior vertex q'_i of $T(Q_i)$.
 - 12: **end if**
 - 13: **end for**
 - 14: Set $\lambda(zv) = 1$ for all edges zv and $\lambda(e) = \lambda_i(e)$ for all edges $e \in T(Q_i)$.
-

Theorem 18. Let Q_1, \dots, Q_k be the connected components in $G(\overset{1}{\sim})/\overset{0}{\sim}$. Up to the choice of the vertices q'_i in Line 11 of Alg. 2, the tree $T^* = T(G(\overset{1}{\sim})/\overset{0}{\sim})$ is the unique least resolved tree that explains $G(\overset{1}{\sim})/\overset{0}{\sim}$.

Proof. Since every tree $T(Q_i)$ explains a connected component in $G(\overset{1}{\sim})/\overset{0}{\sim}$, from the construction of T^* it is easily seen that T^* explains $G(\overset{1}{\sim})/\overset{0}{\sim}$. Now we need to prove T^* is the unique least resolved tree that explains $G(\overset{1}{\sim})/\overset{0}{\sim}$.

First observe that all leaves of the trees $T(Q_i)$ or the inner vertices of single-vertex trees must be leaves in the tree T^* , as otherwise, T^* cannot explain $G(\overset{1}{\sim})/\overset{0}{\sim}$. Hence, leaves or the inner vertices of single-vertex trees $T(Q_i)$ cannot be identified with any other vertex of a distinct tree $T(Q_j)$. Thus, in order to connect these trees inner vertices (except the the inner vertices of single-vertex trees) must be identified or edges and possibly extra vertices must be added.

By Theorem 17, every tree $T(Q_i)$ is the unique least resolved tree for the respective connected component Q_i . However, if $T(Q_i)$ is an edge, i.e., of the form $v_i w_i$ we modify this tree in Line 8 to obtain a tree isomorphic to S_2 with inner vertex x_i . Note this modification is necessary, since on the one hand, leaves cannot be identified with any other vertex of a distinct tree $T(Q_j)$ and, on the other hand one cannot insert any edge incident to v_i and w_i to obtain connectedness in T^* , otherwise the leaves become inner vertices in T^* . Thus, in order to connect this $T(Q_i)$ to other connected components without losing the information about the leaves v_i, w_i , it is necessary to add this extra vertex x_i . By construction of λ_i we still have $v_i \overset{1}{\sim} w_i$.

Hence, in what follows we can assume that the trees $T(Q_1), \dots, T(Q_k)$ are either single vertex graphs or have at least one inner vertex and two leaves. Moreover, after Line 8, none of such trees $T(Q_1), \dots, T(Q_k)$ can have less inner vertices in T^* . In other words, the trees $T(Q_1), \dots, T(Q_k)$ must be *displayed* in any least resolved tree that explain $G(\overset{1}{\sim})/\overset{0}{\sim}$.

We continue to show that one cannot identify inner vertices of different trees $T(Q_i)$ and $T(Q_j)$ to obtain T^* . Let q' and p' be arbitrary inner vertices of $T(Q_i)$ and $T(Q_j)$, respectively. If one of the trees, say $T(Q_i)$, consists only of this vertex q' , then identification of q' and p' leads to the loss of the leaf q' in T^* , a contradiction. Otherwise, assume none of the trees is a single vertex graph. By construction, there is a leave q , resp., p incident to q' , resp., p' with $\lambda_i(q, q') = \lambda_j(p, p') = 0$. Hence, if q' and p' are identified, then $p \overset{0}{\sim} q$ and thus, they are in the same connected component of $G(\overset{1}{\sim})/\overset{0}{\sim}$, a contradiction. Thus, none of the vertices of any $T(Q_i)$ can be identified with any other vertex in a distinct tree $T(Q_j)$. This also implies, that edges in $T(Q_i)$ and $T(Q_j)$ cannot be identified.

We continue to show that it is not possible to connect any vertex of $T(Q_i)$ and any vertex in a distinct tree $T(Q_j)$ by an edge. Let q' and p' be arbitrary vertices of $T(Q_i)$ and $T(Q_j)$, respectively. Assume one of the trees, say $T(Q_i)$, consists only of this vertex q' , and we add the edge $e = q'p'$. If additionally $T(Q_i)$ consists only of the vertex p' , then $p' \overset{1}{\sim} q'$ or $p' \overset{0}{\sim} q'$ in T^* , since $\lambda(e) \in \{0, 1\}$, a contradiction. If, $T(Q_i)$ has at least two leaves, then p' must be an inner vertex. Otherwise, the leave p' in $T(Q_i)$ would be an inner vertex in T^* after insertion of the edge e , a contradiction. By construction, there is a leave p incident to p' with $\lambda_j(p, p') = 0$. Since $\lambda(e) \in \{0, 1\}$, we obtain $p \overset{1}{\sim} q'$ or $p \overset{0}{\sim} q'$ in T^* , a contradiction.

Assume now, that none of the trees is a single vertex graph. Similarly, q' , resp., p' must be inner vertices in $T(Q_i)$, resp., $T(Q_j)$. Again, there is a leave q incident to q' with $\lambda_j(q, q') = 0$ and a leave p incident to p' with $\lambda_j(p, p') = 0$. Thus, $p \overset{1}{\sim} q$ or $p \overset{0}{\sim} q$ in T^* , since $\lambda(e) \in \{0, 1\}$, a contradiction.

Hence, we must add a path to connect different trees in T^* . The way, using the least number of vertices is to add one vertex on which along all these paths run. This is done by adding the tree (z, \emptyset) to T^* . We continue to connect the different trees to z by insertion of an edge zq'_i , where q'_i is an arbitrary inner vertex of $T(Q_i)$ and label all these edges e with $\lambda(e) = 1$. Thus, no two leaves u and w of distinct trees are in relation $\overset{0}{\sim}$ or $\overset{1}{\sim}$. Since we have to add at least one vertex to obtain connectedness in T^* , the tree T^* is a least resolved tree that explains $G(\overset{1}{\sim})/\overset{0}{\sim}$ and unique up to the choice of the inner vertices that are connected to the vertex z . \square

4.1 Binary trees

Instead of asking for least resolve trees that explain $G(\overset{1}{\sim})/\overset{0}{\sim}$, we may also consider the other extreme and ask which binary, i.e., fully resolved tree can explain $G(\overset{1}{\sim})/\overset{0}{\sim}$. Recall that an X -tree is called binary or fully resolved if the root has degree 2 while all other interior vertices have degree 3. From the construction of the least resolved trees we immediately obtain the following:

Corollary 19. *A least resolved tree $T(Q)$ for a connected component Q of $G(\overset{1}{\sim})/\overset{0}{\sim}$ is binary if and only if Q is a path.*

If a least resolved tree $T(Q)$ of $G(\overset{1}{\sim})/\overset{0}{\sim}$ is a star, we have:

Lemma 20. *If a least resolved tree $T(Q)$ explaining $G(\overset{1}{\sim})/\overset{0}{\sim}$ is a star with n leaves, then either*

- (a) *all edges in $T(Q)$ are 1-edges and Q has no edge, or*
- (b) *there is exactly one 0-edge in $T(Q)$ and Q is a star with $n - 1$ leaves.*

Proof. For implication in case (a) and (b) we can re-use exactly the same arguments as in the proofs of Theorem 17 and 18.

Now suppose there are at least two (incident) 0-edges in $T(Q)$, whose endpoints are the vertices u and v . Then $u \overset{0}{\sim} v$, which is impossible in $G(\overset{1}{\sim})/\overset{0}{\sim}$. \square

To construct the binary tree representing the star $Q = S_n$, we consider the set of all binary trees with n leaves and 0/1-edge labels. If S_n is of type (a) in Lemma 20, then all terminal edges are labeled 1 and all interior edges are arbitrarily labeled 0 or 1. Figure 3 shows an example for S_6 . If S_n is of type (b), we label the terminal edges in the same way as in $T(Q)$ and all interior edge are labeled 0. In this case, for each binary tree there is exactly one labeling.

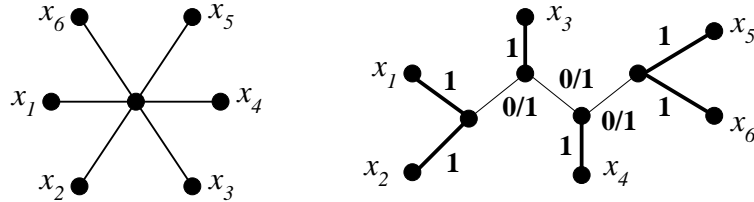


Figure 3: For fixed underlying tree $T(Q)$, in this case a star S_6 with all 1, there are in general multiple labelings λ that represent the same relation Q , here the empty relation.

In order to obtain the complete set of binary trees that explain G we can proceed as follows. If G is connected, there is a single least resolved tree $T(G)$ explaining G . If G is not connected then there are multiple least resolved trees T . They are described by Thm. 18. For every such least resolved tree T we iterate over all vertices v_0 of T with degree $k > 3$ and perform the following manipulations:

1. Given a vertex v_0 of T with degree $k > 3$, denote its neighbors by v_1, v_2, \dots, v_k . Delete vertex v_0 and its attached edges from T , and rename the neighbors v_i to v'_i for all $1 \leq i \leq k$. Denote the resulting forest by $F(v_0)$.
2. Generate all binary trees with leaves v_2, \dots, v_k as described in the previous paragraph.
3. Each of these binary trees is inserted into a copy of the forest $F(v_0)$ by identify v_i and v'_i for all $1 \leq i \leq k$.

For a given least resolved tree T this yields the set of all $\prod_{v_0} t(\deg(v_0))$ pairwise distinct binary trees, where $t(k)$ denotes the number of binary trees with k leaves. The union of these tree sets is then the set of all binary trees explaining G . To establish the correctness of this procedure, we prove

Lemma 21. *The procedure outlined above generates all binary trees representing Q .*

Proof. It is easy to check that the trees we get are indeed binary trees, and any binary tree we get represents Q .

On the other hand, by Theorem 18 we know that the least resolved tree representing Q is $T(Q)$. By the definition of least resolved tree, here are two ways to get all the trees from least resolved tree. Add 0 interior edges, or add 1 interior edges in proper place. Thus if the least resolved tree has degree 2 vertices, then by adding interior edges we cannot change the degree of degree 2 vertices, so that we cannot get a binary tree. In this case there is no binary tree representation. Otherwise, whenever adding an extra vertex, we need to attach the vertex an edge, where we can only move the edges from the neighborhood. The construction goes over all the possibilities so that it gets all the binary tree with this least resolved tree. \square

By the proof of Lemma 21 we immediately obtain the following Corollary that characterizes the condition that Q cannot be explained by a binary tree.

Corollary 22. $G(\overset{1}{\sim})/\overset{0}{\sim}$ cannot be explained by a binary tree if and only if $G(\overset{1}{\sim})/\overset{0}{\sim}$ has exactly two connected components.

The fact that exactly two connected components appear as a special case is the consequence of a conceptually too strict definition of “binary tree”. If we allow a single “root vertex” of degree 2 in this special case, we no longer have to exclude two-component graphs.

5 The antisymmetric single-1 relation

The antisymmetric version $x \overset{1}{\sim} y$ of the 1-relation shares many basic properties with its symmetric cousin. We therefore will not show all formal developments in full detail. Instead, we will where possible appeal to the parallels between $x \overset{1}{\sim} y$ and $x \overset{\sim}{\sim} y$. For convenience we recall the definition: $x \overset{1}{\sim} y$ if and only if all edges along $\mathbb{P}(u, x)$ are labeled 0 and exactly one edge along $\mathbb{P}(u, y)$ is labeled 1, where $u = lca(x, y)$. As an immediate consequence we may associate with $\overset{1}{\sim}$ a symmetrized 1-relation $x \overset{\sim}{\sim} y$ whenever $x \overset{1}{\sim} y$ or $y \overset{1}{\sim} x$. Thus we can infer (part of) the underlying unrooted tree topology by considering the symmetrized version $\overset{\sim}{\sim}$. On the other hand, $\overset{1}{\sim}$ cannot convey more information on the unrooted tree from which $\overset{1}{\sim}$ and its symmetrization $\overset{\sim}{\sim}$ are derived. It remains, however, to infer the position of the root from directional information. Instead of the quadruples used for the unrooted trees in the previous section, structural constraints on rooted trees are naturally expressed in terms of triples.

In the previous section we have considered $\overset{\sim}{\sim}$ in relation to unrooted trees only. Before we start to explore $\overset{1}{\sim}$ we first ask whether $\overset{\sim}{\sim}$ contains any information about the position of the root and if it already places any constraints on $\overset{1}{\sim}$ beyond those derived for $\overset{\sim}{\sim}$ in the previous section. In general the answer to this question will be negative, as suggested by the example of the tree T_5^* in Figure 4. Any of its inner vertex can be chosen as the root, and each choice of a root vertex yields a different relation $\overset{1}{\sim}$.

Nevertheless, at least partial information on $\overset{1}{\sim}$ can be inferred uniquely from $\overset{\sim}{\sim}$ and $\overset{0}{\sim}$. Since all connected components in $G(\overset{1}{\sim})/\overset{0}{\sim}$ are trees, we observe that the underlying graphs $\underline{G(\overset{1}{\sim})/\overset{0}{\sim}}$ of all connected components in $G(\overset{1}{\sim})/\overset{0}{\sim}$ must be trees as well. Moreover, since $\overset{0}{\sim}$ is discrete in $G(\overset{1}{\sim})/\overset{0}{\sim}$, it is also discrete in $G(\overset{1}{\sim})/\overset{0}{\sim}$.

Let Q be a connected component in $\underline{G(\overset{1}{\sim})/\overset{0}{\sim}}$. If Q is an isolated vertex or a single edge there is nothing to show. In either case there is only a single tree and the position of its root is uniquely determined. Thus we assume that Q contains at least three vertices from here on. By construction, any three vertices x, y, z in a connected component Q in $G(\overset{1}{\sim})/\overset{0}{\sim}$ either induce a disconnected graph, or a tree on three vertices. Let $x, y, z \in V(Q)$ induce such a tree. Then there are three possibilities (up to relabeling of the vertices) for the induced subgraph contained in $G(\overset{1}{\sim})/\overset{0}{\sim} = (V, E)$:

- (i) $xy, yz \in E$ implying that $x \overset{1}{\sim} y \overset{1}{\sim} z$,
- (ii) $yx, yz \in E$ implying that $y \overset{1}{\sim} x$ and $y \overset{1}{\sim} z$,
- (iii) $xy, zy \in E$ implying that $x \overset{1}{\sim} y$ and $z \overset{1}{\sim} y$.

Below, we will show that Cases (i) and (ii) both imply a unique tree on the three leaves x, y, z together with a unique 0/1-edge labeling for the unique resolved tree $T(Q)$ that displays Q , see Fig. 5. Moreover, we shall see that Case (iii) cannot occur.

Lemma 23. *In Case (i) the unique triple $yz|x$ that must be displayed in any tree $T(Q)$ that explains Q . Moreover, the paths $\mathbb{P}(u, v)$ and $\mathbb{P}(v, z)$ in $T(Q)$ contain both exactly one 1-edge, while the other paths $\mathbb{P}(u, x)$ and $\mathbb{P}(v, y)$ contain only 0-edges, where $u = lca(xy) = lca(xz) \neq lca(yz) = v$.*

Proof. Let $x, y, z \in V(Q)$ such that $xy, yz \in E$ and thus, $x \overset{1}{\sim} y \overset{1}{\sim} z$. Notice first that there must be two distinct last common ancestors for pairs of the three vertices x, y, z ; otherwise, if $u = lca(xy) = lca(xz) = lca(yz)$, then the path $\mathbb{P}(uy)$ contains a 1-edge (since $x \overset{1}{\sim} y$) and hence $y \overset{1}{\sim} z$ is impossible. We continue to show that $u = lca(xy) = lca(xz)$. Assume that $u = lca(xy) \neq lca(xz)$. Hence, either the

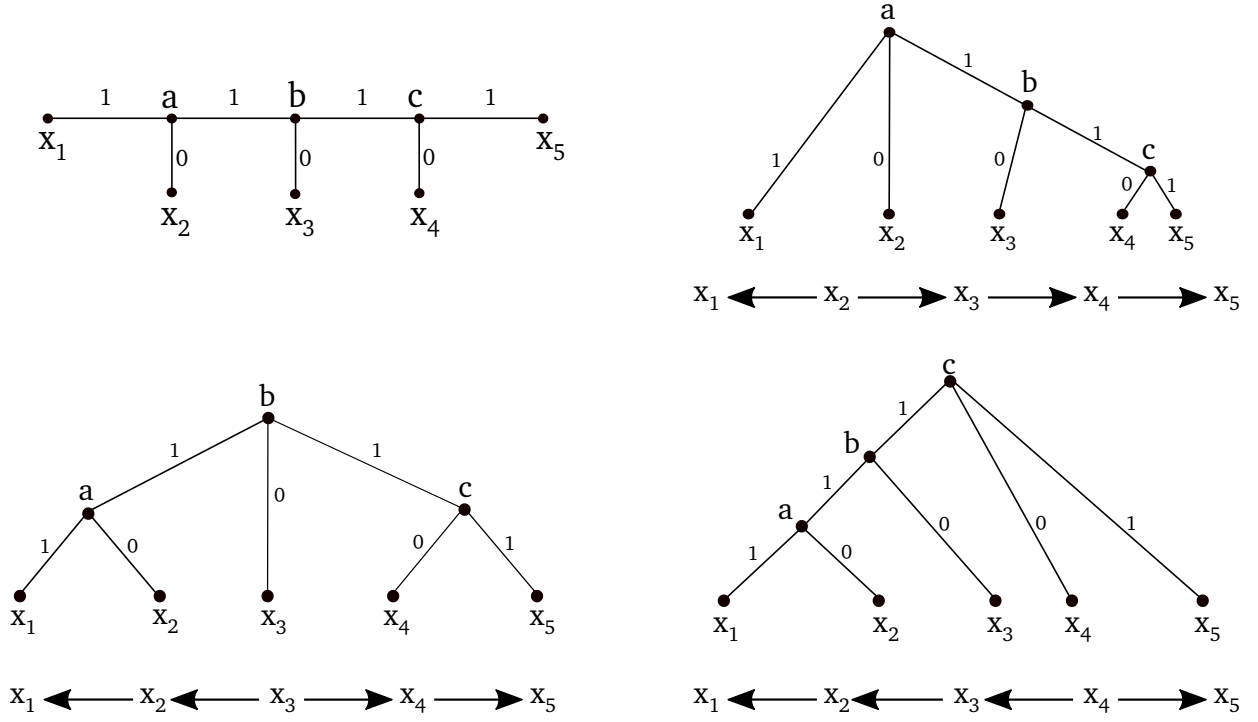


Figure 4: Placing the root. For the tree T_5^* of Fig. 1 each of the tree inner vertices a , b , or c can be chosen as the root, giving rise to three distinct relations $\stackrel{1}{\sim}$. For the “siblings” in the unrooted tree x_1, x_2 as well as x_4, x_5 it holds that $x_2 \stackrel{1}{\sim} x_1$ and $x_4 \stackrel{1}{\sim} x_5$ for all three distinct relations. Thus, there are uniquely determined parts of $\stackrel{1}{\sim}$ conveyed by the information of $\stackrel{0}{\sim}$ and $\stackrel{1}{\sim}$ only.

triple $xz|y$ or $xy|z$ is displayed in $T(Q)$. In either case the path $\mathbb{P}(u, y)$ contains a 1-edge, since $x \stackrel{1}{\sim} y$. This, however, implies $y \not\stackrel{1}{\sim} z$, a contradiction. Thus, $u = lca(xy) = lca(xz)$. Since there are two distinct last common ancestors, we have $u \neq v = lca(yz)$. Therefore, the triple $yz|x$ must be displayed in $T(Q)$. From $y \stackrel{1}{\sim} z$ we know that $\mathbb{P}(v, y)$ only contains 0-edges and $\mathbb{P}(v, z)$ contains exactly one 1-edge; $x \stackrel{1}{\sim} y$ implies that $\mathbb{P}(x, u)$ contains only 0-edges. Moreover, since $\mathbb{P}(x, y) = \mathbb{P}(x, u) \cup \mathbb{P}(u, v) \cup \mathbb{P}(v, y)$ and $x \stackrel{1}{\sim} y$, the path $\mathbb{P}(u, v)$ must contain exactly one 1-edge. \square

Lemma 24. *In Case (ii) there is a the unique tree on the three vertices x, y, z with single root ρ displayed in any least resolved tree $T(Q)$ that explains Q . Moreover, the path $\mathbb{P}(\rho, y)$ contains only 0-edges, while the other paths $\mathbb{P}(\rho, x)$ and $\mathbb{P}(\rho, z)$ must both contain exactly one 1-edge.*

Proof. Assume for contradiction that there is a least resolved tree $T(Q)$ that displays $xy|z$, $yz|x$, or $xz|y$.

The choice of $xy|z$ implies $u = lca(xy) \neq lca(xz) = lca(yz) = v$. Since $y \stackrel{1}{\sim} x$ and $y \stackrel{1}{\sim} z$, $\mathbb{P}(v, y) \subsetneq \mathbb{P}(u, y)$ contain only 0-edges, while $\mathbb{P}(u, x)$ and $\mathbb{P}(v, z)$ each must contain exactly one 1-edge, respectively. This leads to a tree T' that yields the correct $\stackrel{1}{\sim}$ -relation. However, this tree is not least resolved. By contracting the path $\mathbb{P}(u, v)$ to a single vertex ρ and maintaining the labels on $\mathbb{P}(\rho, x)$, $\mathbb{P}(\rho, y)$, and $\mathbb{P}(\rho, z)$ we obtain the desired labeled least resolved tree with single root.

For the triple $yz|x$ the existence of the unique, but not least resolved tree can be shown by the same argument with exchanged roles of x and y .

For the triple $xz|y$ we $u = lca(xy) = lca(yz) \neq lca(xz) = v$. From $y \stackrel{1}{\sim} x$ and $y \stackrel{1}{\sim} z$ we see that both paths $\mathbb{P}(u, x) = \mathbb{P}(u, v) \cup \mathbb{P}(v, x)$ and $\mathbb{P}(u, z) = \mathbb{P}(u, v) \cup \mathbb{P}(v, z)$ contain exactly one 1-edge, while all edges in $\mathbb{P}(u, y)$ are labeled 0. There are two cases: (1) The path $\mathbb{P}(u, v)$ contains this 1-edge, which implies that both paths $\mathbb{P}(v, x)$ and $\mathbb{P}(v, z)$ contain only 0-edges. But then $x \stackrel{0}{\sim} z$, a contradiction to $\stackrel{0}{\sim}$ being discrete. (2) The path $\mathbb{P}(u, v)$ contains only 0-edges, which implies that each of the paths $\mathbb{P}(v, x)$ and $\mathbb{P}(v, z)$ contain exactly one 1-edge. Again, this leads to a tree that yields the correct $\stackrel{1}{\sim}$ -relation, but it is not least resolved. By contracting the path $\mathbb{P}(u, v)$ to a single vertex ρ and maintaining the labels on $\mathbb{P}(\rho, x)$, $\mathbb{P}(\rho, y)$, and $\mathbb{P}(\rho, z)$ we obtain the desired labeled least resolved tree with single root. \square

Lemma 25. *Case (iii) cannot occur.*

Proof. Let $x, y, z \in V(Q)$ such that $xy, zy \in E$ and thus, $x \stackrel{1}{\sim} y$ and $z \stackrel{1}{\sim} y$. Hence, in the rooted tree that represents this relationship we have the following situation: All edges along $\mathbb{P}(u, x)$ are labeled 0;

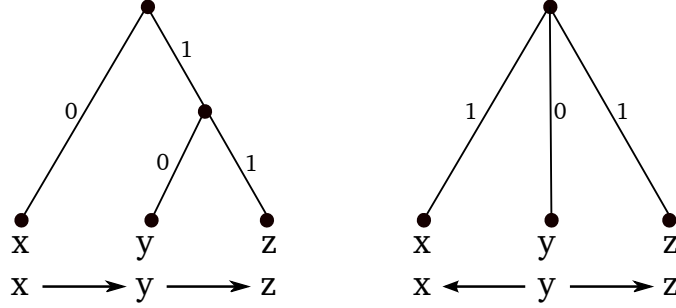


Figure 5: There are only two possibilities for induced connected subgraphs H in $G(\frac{1}{\sim})/\overset{0}{\sim}$ on three vertices, cf. Lemma 23, 24, and 25. Each of the distinct induced subgraphs imply a unique least resolved tree with a unique labeling.

exactly one edge along $\mathbb{P}(u, y)$ is labeled 1, where $u = lca(x, y)$; all edges along $\mathbb{P}(v, z)$ are labeled 0, and exactly one edge along $\mathbb{P}(v, y)$ is labeled 1, where $v = lca(y, z)$. Clearly, $lca(x, y, z) \in \{u, v\}$. If $u = v$, then all edges in $\mathbb{P}(u, x)$ and $\mathbb{P}(u, z)$ are labeled 0, implying that $x \overset{0}{\sim} y$, contradicting that $\overset{0}{\sim}$ is discrete.

Now assume that $u = lca(x, y) \neq v = lca(y, z)$. Hence, one of the triples $xy|z$ or $yz|x$ must be displayed in $T(Q)$. W.l.o.g., we can assume that $yz|x$ is displayed, since the case $xy|z$ is shown analogously by interchanging the role of x and z . Thus, $lca(x, y, z) = lca(x, y) = u \neq lca(y, z) = v$. Hence, $\mathbb{P}(u, y) = \mathbb{P}(u, v) \cup \mathbb{P}(v, y)$. Since $z \overset{1}{\sim} y$, the path $\mathbb{P}(v, y)$ contains a single 1-edge and $\mathbb{P}(v, z)$ contains only 0-edges. Therefore, the paths $\mathbb{P}(u, x)$ and $\mathbb{P}(u, v)$ contain only 0-edges, since $x \overset{1}{\sim} y$. Since $\mathbb{P}(x, z) = \mathbb{P}(x, u) \cup \mathbb{P}(u, v) \cup \mathbb{P}(v, z)$ and all edges along $\mathbb{P}(u, x)$, $\mathbb{P}(u, v)$ and $\mathbb{P}(v, z)$ are labeled 0, we obtain $x \overset{0}{\sim} z$, again a contradiction. \square

Taken together, we obtain the following immediate implication:

Corollary 26. *The graph $G(\frac{1}{\sim})/\overset{0}{\sim}$ does not contain a pair of edges of the form xv and yv .*

Recall that the connected components \underline{Q} in $G(\frac{1}{\sim})/\overset{0}{\sim}$ are trees. By Cor. 26, Q must be composed of distinct paths that “point away” from each other. In other words, let P and P' be distinct directed path in Q that share a vertex v , then it is never the case that there is an edge xv in P and an edge yv in P' , that is, both edges “pointing” to the same vertex v . We first consider directed paths in isolation.

Lemma 27. *Let Q be a connected component in $G(\frac{1}{\sim})/\overset{0}{\sim}$ that is a directed path with $n \geq 3$ vertices labeled x_1, \dots, x_n such that $x_i x_{i+1} \in E(Q)$, $1 \leq i \leq n-1$. Then the tree $T(Q)$ explaining Q must display all triples in $\mathcal{R}_Q = \{x_i x_j | x_l \mid i, j > l \geq 1\}$. Hence, $T(Q)$ must display $\binom{n}{3}$ triples and is therefore the unique (least resolved) binary rooted tree $(\dots(x_n, x_{n-1})x_{n-2}) \dots x_2)x_1$ that explains Q . Moreover, all inner edges in $T(Q)$ and the edge incident to x_n are labeled 1 while all other edges are labeled 0.*

Proof. Let Q be a directed path as specified in the lemma. We prove the statement by induction. For $n = 3$ the statement follows from Lemma 23. Assume the statement is true for $n = k$. Let Q be a directed path with vertices x_1, \dots, x_k, x_{k+1} and edges $x_i x_{i+1}$, $1 \leq i \leq k$ and let $T(Q)$ be a tree that explains Q . For the subpath Q' on the vertices x_2, \dots, x_{k+1} we can apply the induction hypothesis and conclude that $T(Q')$ must display the triples $x_i x_j | x_l$ with $i, j > l \geq 2$ and that all inner edges in $T(Q')$ and the edge incident to x_{k+1} are labeled 1 while all other edges are labeled 0. Since $T(Q)$ must explain in particular the subpath Q' and since $T(Q')$ is fully resolved, we can conclude that $T(Q')$ is displayed by $T(Q)$ and that all edges in $T(Q)$ that are also in $T(Q')$ retain the same label as in $T(Q')$.

Thus $T(Q)$ displays in particular the triples $x_i x_j | x_l$ with $i, j > l \geq 2$. By Lemma 23, and because there are edges $x_1 x_2$ and $x_2 x_3$, we see that $T(Q)$ must also display $x_2 x_3 | x_1$. Take any triple $x_3 x_j | x_2$, $j > 3$. Application of the triple-inference rules shows that any tree that displays $x_2 x_3 | x_1$ and $x_3 x_j | x_2$ must also display $x_2 x_j | x_1$ and $x_3 x_j | x_1$. Hence, $T(Q)$ must display these triples. Now we apply the same argument to the triples $x_2 x_j | x_1$ and $x_i x_j | x_2$, $i, j > 2$ and conclude that in particular, the triple $x_i x_j | x_1$ must be displayed by $T(Q)$ and thus, the entire set of triples $\{x_i x_j | x_l \mid i, j > l \geq 1\}$. Hence, there are $\binom{n}{3}$ triples and thus, the set of triples that needs to be displayed by $T(Q)$ is strictly dense. Making use of a technical result from [21, Suppl. Material], we obtain that $T(Q)$ is the unique binary tree $(\dots(x_n, x_{n-1})x_{n-2}) \dots x_2)x_1$. Now it is an easy exercise to verify that the remaining edge containing x_1 must be labeled 0, while the inner edge not contained in $T(Q')$ must all be 1-edges. \square

If Q is connected but not a simple path, it is a tree composed of the paths pointing away from each other as shown in Fig. 6. It remains to show how to connect the distinct trees that explain these paths to obtain a tree $T(Q)$ for Q . To this end, we show first that there is a unique vertex v in Q such that no edge ends in v .

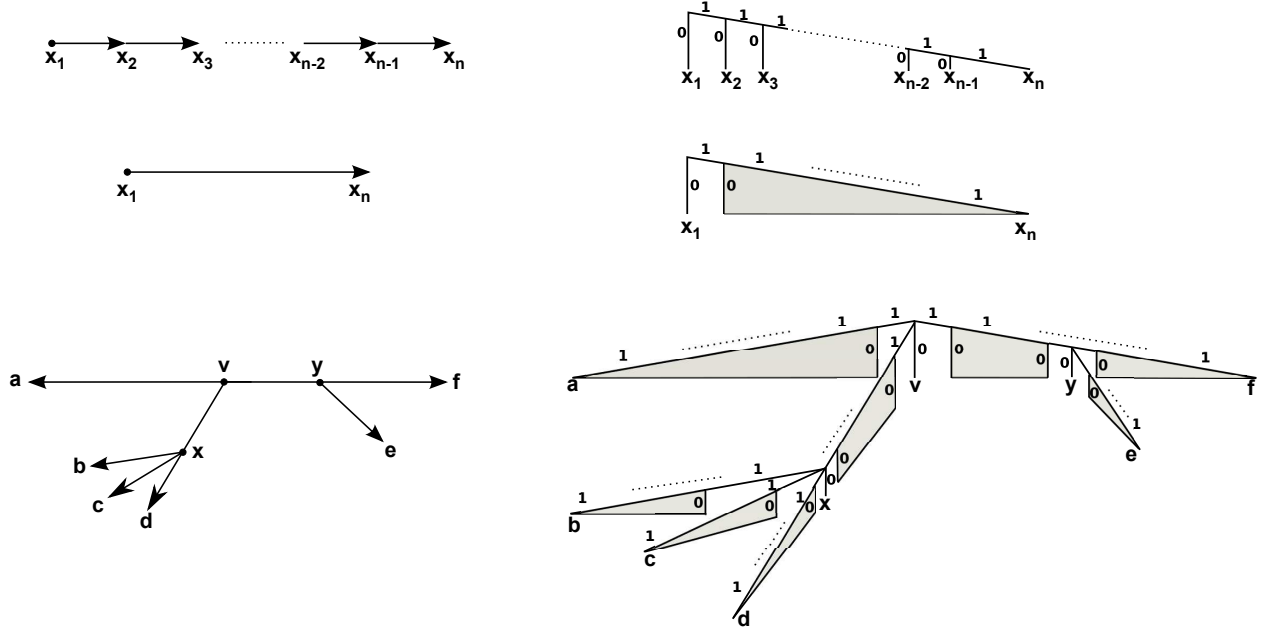


Figure 6: Connected components Q in $G(\frac{1}{2})/\sim^0$ are trees composed of paths pointing away from each other. On the top, a directed path $\mathbb{P}(x_1, x_n)$ together with its unique least resolved tree representation is shown. In the middle, an abstract picture of the path $\mathbb{P}(x_1, x_n)$ and its tree is given. Bottom, a larger example of a connected component Q in $G(\frac{1}{2})/\sim^0$ and its tree-representation are sketched.

Lemma 28. *Let Q be a connected component in $G(\frac{1}{2})/\sim^0$. Then there is a unique vertex v in Q such that there is no edge $xv \in E(Q)$.*

Proof. Corollary 26 implies that for each vertex v in Q there is at most one edge $xv \in E(Q)$. If for all vertices w in Q we would have an edge $xw \in E(Q)$, then Q contains cycles, contradicting the tree structure of Q . Hence, there is at least one vertex v so that there is no edge of the form $xv \in E(Q)$. If there are two vertices v, v' so that there are no edges of the form xv, xv' then all edges incident to v, v' are of the form $vx, v'y$ that implies that Q is not connected. Thus, there is exactly one vertex v in Q such that there is no edge $xv \in E(Q)$. \square

By Lemma 28, for each connected component Q of $G(\frac{1}{2})/\sim^0$ there is a unique vertex v_Q s.t. all edges incident to v_Q are of the form v_Qx . That is, all directed paths that are maximal w.r.t. inclusion start in v_Q . Let \mathcal{P}_Q denote the sets of all such maximal paths. Thus, for each path $P \in \mathcal{P}_Q$ there is the triple set \mathcal{R}_P according to Lemma 27 that must be displayed by any tree that explains also Q . Therefore, $T(Q)$ must display all triples in $\mathcal{R}_Q = \cup_{P \in \mathcal{P}_Q} \mathcal{R}_P$.

The underlying undirected graph $G(\frac{1}{2})/\sim^0$ is isomorphic to $G(\frac{1}{2})/\sim^0$. Thus, with Algorithm 1, one can similar to the unrooted case, first construct the tree $T(Q)$ and then set the root $\rho_Q = v_Q$ to obtain $T(Q)$. It is easy to verify that this tree $T(Q)$ displays all triples in \mathcal{R}_Q . Moreover, any edge-contradiction in $T(Q)$ leads to the loss of an input triple \mathcal{R}_Q and in particular, to a wrong pair of vertices w.r.t. $\frac{1}{2}$ or \sim^0 . Thus, $T(Q)$ is a least resolved tree for \mathcal{R}_Q and therefore, a least resolved tree that explains Q .

We summarize these arguments in

Corollary 29. *Let Q be a connected component in $G(\frac{1}{2})/\sim^0$. Then $T(Q)$ is obtained from the unique least resolved tree $T(Q)$ by choosing the unique vertex v where all edges incident to v are of the form vx as the root ρ_Q .*

If $G(\frac{1}{2})/\sim^0$ is disconnected, one can apply Algorithm 2, to obtain the tree $T(G(\frac{1}{2})/\sim^0)$ and then chose either one of the vertices ρ_Q or the vertex z as root to obtain $T(G(\frac{1}{2})/\sim^0)$, in which case all triples of $\mathcal{R}_{G(\frac{1}{2})/\sim^0} = \cup_Q \mathcal{R}_Q$ are displayed. Again, it is easy to verify that any edge-contradiction leads to a wrong pair of vertices in $\frac{1}{2}$ or \sim^0 . Thus, $T(G(\frac{1}{2})/\sim^0)$ is a least resolved tree for $\mathcal{R}_{G(\frac{1}{2})/\sim^0}$.

To obtain uniqueness one can apply similar arguments as in the proofs of Theorems 17 and 18. This yields the following characterization:

Theorem 30. *Let Q_1, \dots, Q_k be the connected components in $G(\frac{1}{2})/\sim^0$. Up to the choice of the vertices q_i in Line 11 of Alg. 2 for the construction of $T(Q_i)$ and the choice of the root $\rho \in \{\rho_{Q_1}, \dots, \rho_{Q_k}, z\}$, the tree $T^* = T(G(\frac{1}{2})/\sim^0)$ is the unique least resolved tree that explains $G(\frac{1}{2})/\sim^0$.*

6 Mix of symmetric and anti-symmetric relations

In real data, e.g., in the application to mitochondrial genome arrangements, one can expect that the known relationships are in part directed and in part undirected. Such data are naturally encoded by a relation $\overset{1}{\sim}$ with directional information and a relation $\overset{1*}{\sim}$ comprising the set of pairs for which it is unknown whether $x \overset{1}{\sim} y$, $y \overset{1}{\sim} x$, or both are true. The disjoint union $\overset{1*}{\sim} \uplus \overset{1}{\sim}$ of these two parts can be seen as refinement of a corresponding symmetrized relation $x \overset{1}{\sim} y$. Ignoring the directional information one can still construct the tree $T(G(\overset{1}{\sim})/\overset{0}{\sim})$. In general there will be less information of the placement of the root in $T(G(\overset{1*}{\sim} \cup \overset{1}{\sim})/\overset{0}{\sim})$ than with a fully directed edge set. To this end we consider the symmetric pairs $(a, b) \in \overset{1*}{\sim}$ as a pair of directed edges ab and ba .

Given a tree T we say that a directed edge $xy \in E(T)$ *points away from the vertex v* if the unique path from v to x does not contain y . In this case the path from v to y contains x . Note that in this way we defined “pointing away from v ” not only for the edges incident to v , but for all directed edges. Also note that any undirected edge in the same connected component with v points away from v . A vertex v is a *central vertex* if, for any two distinct vertices $x, y \in V$ that form an edge in T , either xy or yx in T points away from v .

As an example consider the tree $a \leftarrow b \rightarrow c \leftrightarrow d \rightarrow e$. There is no edge containing b and c that points away from vertex d . Thus d is not central. On the other hand, b is a central vertex. The only possibility in this example to obtain a valid relation $\overset{1}{\sim}$ that can be displayed by rooted 0/1-edge-labeled tree is provided by removing the edge dc , since otherwise Cor. 26 would be violated.

In the following, for given relations $\overset{1*}{\sim}$ and $\overset{1}{\sim}$ we will denote with $\overset{1*}{\sim}$ a relation that contains $\overset{1}{\sim}$ and exactly one pair, either (x, y) or (y, x) , from $\overset{1*}{\sim}$.

Lemma 31. *For a given graph $G(\overset{1*}{\sim} \cup \overset{1}{\sim})/\overset{0}{\sim}$ the following statements are equivalent:*

- (i) *There is a relation $\overset{1*}{\sim}$ that is the antisymmetric single-1-relation of some 0/1-edge-labeled tree.*
- (ii) *There is a central vertex in each connected component Q of $G(\overset{1*}{\sim} \cup \overset{1}{\sim})/\overset{0}{\sim}$.*

Proof. If there is a relation $\overset{1*}{\sim}$ that can be displayed by a rooted 0/1-edge-labeled tree, then then $G(\overset{1*}{\sim})/\overset{0}{\sim}$ consists of connected components Q where each connected component is a tree composed of maximal directed paths that point away from each other. Hence, for each connected component Q there is the unique vertex v_Q such that all edges incident to v_Q are of the form $v_Q x$ and, in particular, v_Q is a central vertex in Q and thus, in $G(\overset{1*}{\sim} \cup \overset{1}{\sim})/\overset{0}{\sim}$.

Conversely, assume that each connected component Q has a central vertex v_Q . Hence, one can remove all edges that do not point away from v_Q and hence obtain a connected component Q' that is still a tree with $V(Q) = V(Q')$ so that all maximal directed paths point away from each other and in particular, start in v_Q . Thus, for the central vertex v_Q all edges incident to v_Q are of the form $v_Q x$. Since Q' is now a connected component in $G(\overset{1*}{\sim})/\overset{0}{\sim}$, we can apply Cor. 29 to obtain the tree $T(Q')$ and Thm. 30 to obtain $T(G(\overset{1*}{\sim})/\overset{0}{\sim})$. \square

The key consequence of this result is the following characterization of the constraints on the possible placements of the root.

Corollary 32. *Let Q be a connected component in $G(\overset{1*}{\sim} \cup \overset{1}{\sim})/\overset{0}{\sim}$ and let $T(Q)$ be the unique least resolved tree that explains the underlying undirected graph \underline{Q} . Then each copy v' of a vertex v in Q can be chosen to be the root in $T(Q)$ to obtain $T(Q)$ if and only if v is a central vertex in Q .*

7 Concluding Remarks

In this contribution we have introduced a class of binary relations deriving in a natural way from edge-labeled trees. This construction has been inspired by the conceptually similar class of relations induced by vertex-labeled trees. The latter have co-graph structure and are closely related to orthology and paralogy [19, 26, 21]. Defining $x \sim y$ whenever at least one 1-edge lies along the path from x to y is related to the notion of xenology: the edges labeled 1 correspond to horizontal gene transfer events, while the 0-edge encode vertical transmission. In its simplest setting, this idea can also be combined with vertex labels, leading to the directed analog of co-graphs [20]. Here, we have explored an even simpler special case: the existence of a single 1-label along the connecting path, which captures the structure of rare event data as we have discussed in the introduction. We have succeeded here in giving a complete characterization of the relationships between admissible relations, which turned out to be forests, and the underlying phylogenetic tree. Moreover, for all such cases we gave polynomial-time algorithms in order to compute the trees that explain the respective relation.

However, the analysis presented here makes extensive use of the particular properties of the single-1 relation and hence does not seem to generalize easily to other interesting cases. Horizontal gene transfer, for example, is expressed naturally in terms of the “at-least-one-1” relation \rightsquigarrow . It is worth noting that \rightsquigarrow also has properties (L1) and (L2) and hence behaves well w.r.t. contraction of the underlying tree and

restriction to subsets of leaves. Whether this is sufficient to obtain a complete characterization remains an open question.

Several general questions arise naturally. For instance, is there a characterization of admissible relations in terms of forbidden subgraphs or minors? For instance, the relation $\stackrel{1}{\sim} / \stackrel{0}{\sim}$ is characterized in terms of the forbidden subgraph $x \rightarrow v \leftarrow y$. Hence, it would be of interest, whether such characterizations can be derived for arbitrary relations $\stackrel{k}{\sim}$ or for \rightsquigarrow . If so, can these forbidden substructures be inferred in a rational manner from properties of vertex and/or edge labels along the connecting paths in the explaining tree? Is this the case at least for labels and predicates satisfying (L1) and (L2)?

Acknowledgements

This work was funded by the German Research Foundation (DFG) (Proj. No. MI439/14-1 to PFS.). YJL acknowledges support of National Natural Science Foundation of China (No. 11271255).

References

- [1] Federico Abascal, David Posada, and Rafael Zardoya. The evolution of the mitochondrial genetic code in arthropods revisited. *Mitochondrial DNA*, 23:84–91, 2012.
- [2] Haim Ashkenazy, Ofir Cohen, Tal Pupko, and Dorotheé Huchon. Indel reliability in indel-based phylogenetic inference. *Genome Biol. Evol.*, 6:3199–3209, 2014.
- [3] Matthias Bernt, Daniel Merkle, Kai Rasch, Guido Fritzsch, Marleen Perseke, Detlef Bernhard, Martin Schlegel, Peter F. Stadler, and Martin Middendorf. **CREx**: Inferring genomic rearrangements based on common intervals. *Bioinformatics*, 23:2957–2958, 2007.
- [4] Sebastian Böcker, David Bryant, Andreas W. M. Dress, and Mike Steel. Algorithmic aspects of tree amalgamation. *J. Algorithms*, 37:522–537, 2000.
- [5] J L Boore. The use of genome-level characters for phylogenetic reconstruction. *Trends Ecol Evol*, 21:439–446, 2006.
- [6] J L Boore and W M Brown. Big trees from little genomes: mitochondrial gene order as a phylogenetic tool. *Curr Opin Genet Dev*, 8:668–674, 1998.
- [7] D. Bryant and M. Steel. Extension operations on sets of leaf-labelled trees. *Adv. Appl. Math.*, 16(4):425–453, 1995.
- [8] K. Chaudhuri, K. Chen, R. Mihaescu, and S. Rao. On the tandem duplication-random loss model of genome rearrangement. In *Proceedings of the 17th Annual ACM-SIAM Symposium on Discrete Algorithms*, pages 564–570. ACM, 2006.
- [9] Eric J. Deeds, Hooman Hennessey, and Eugene I. Shakhnovich. Prokaryotic phylogenies inferred from protein structural domains. *Genome Res*, 15:393–402, 2005.
- [10] M. C. H. Dekker. Reconstruction methods for derivation trees. Master’s thesis, Vrije Universiteit, Amsterdam, Netherlands, 1986.
- [11] Alexander Donath and Peter F. Stadler. Molecular morphology: Higher order characters derivable from sequence information. In J. Wolfgang Wägele and Thomas Bartolomeaus, editors, *Deep Metazoan Phylogeny: The Backbone of the Tree of Life. New insights from analyses of molecules, morphology, and theory of data analysis*, chapter 25, pages 549–562. de Gruyter, Berlin, 2014.
- [12] Andreas Dress, Katharina T. Huber, Jacobus Koolen, Vincent Moulton, and Andreas Spillner. *Basic Phylogenetic Combinatorics*. Cambridge Univ. Press, Cambridge, UK, 2012.
- [13] B. E. Dutilh, B. Snel, T. J. Ettema, and M. A. Huynen. Signature genes as a phylogenomic tool. *Mol. Biol. Evol.*, 25:1659–1667, 2008.
- [14] C. V. Forst and K. Schulten. Phylogenetic analysis of metabolic pathways. *J. Mol. Evol.*, 52:471–489, 2001.
- [15] Christian V. Forst, Christoph Flamm, Ivo L. Hofacker, and Peter F. Stadler. Algebraic comparison of metabolic networks, phylogenetic inference, and metabolic innovation. *BMC Bioinformatics*, 7:67 [epub], 2006.
- [16] Guido Fritzsch, Martin Schlegel, and Peter F. Stadler. Alignments of mitochondrial genome arrangements: Applications to metazoan phylogeny. *J. Theor. Biol.*, 240:511–520, 2006.
- [17] T Hartmann, A C Chu, M Middendorf, and M Bernt. Combinatorics of tandem duplication random loss mutations on circular genomes. *IEEE/ACM Trans Comput Biol Bioinform*, 2016.
- [18] M. Hellmuth and N. Wieseke. *From Sequence Data Including Orthologs, Paralogues, and Xenologs to Gene and Species Trees*, pages 373–392. Springer, Cham, 2016.
- [19] Marc Hellmuth, Maribel Hernandez-Rosales, Katharina T. Huber, Vincent Moulton, Peter F. Stadler, and Nicolas Wieseke. Orthology relations, symbolic ultrametrics, and cographs. *J. Math. Biol.*, 66:399–420, 2013.

- [20] Marc Hellmuth, Peter F. Stadler, and Nicolas Wieseke. The mathematics of xenology: Di-cographs, symbolic ultrametrics, 2-structures and tree-representable systems of binary relations. *J. Math. Biol.*, 2016. in press; doi:10.1007/s00285-016-1084-3.
- [21] Marc Hellmuth, Nicolas Wieseke, Marcus Lechner, Hans-Peter Lenhof, Martin Middendorf, and Peter F. Stadler. Phylogenomics with paralogs. *Proceedings of the National Academy of Sciences*, 112(7):2058–2063, 2015. DOI: 10.1073/pnas.1412770112.
- [22] Willi Hennig. *Grundzüge einer Theorie der Phylogenetischen Systematik*. Deutscher Zentralverlag, Berlin, 1950.
- [23] Maribel Hernandez-Rosales, Marc Hellmuth, Nick Wieseke, Katharina T. Huber, Vincent Moulton, and Peter F. Stadler. From event-labeled gene trees to species trees. *BMC Bioinformatics*, 13(Suppl. 19):S6, 2012.
- [24] Daniel H. Huson, Tobias DeZulian, Tobias Klöpper, and Mike A. Steel. Phylogenetic super-networks from partial trees. *IEEE Trans. Comp. Biol. Bioinf.*, 1:151–158, 2004.
- [25] Veiko Krauss, Christian Thümmel, Franziska Georgi, Jörg Lehmann, Peter F. Stadler, and Carina Eisenhardt. Near intron positions are reliable phylogenetic markers: An application to Holometabolous Insects. *Mol. Biol. Evol.*, 25:821–830, 2008.
- [26] Manuel Lafond and Nadia El-Mabrouk. Orthology and paralogy constraints: satisfiability and consistency. *BMC Genomics*, 15 S6:S12, 2014.
- [27] D V Lavrov. Key transitions in animal evolution: a mitochondrial DNA perspective. *Integr Comp Biol*, 47:734–743, 2007.
- [28] A. Mazurie, D. Bonchev, B. Schwikowski, and G. A. Buck. Phylogenetic distances are encoded in networks of interacting pathways. *Bioinformatics*, 24:2579–2585, 2008.
- [29] B. Misof and G. Fleck. Comparative analysis of mt LSU rRNA secondary structures of Odonates: structural variability and phylogenetic signal. *Insect Mol Biol*, 12:535–47, 2003.
- [30] Sonja J. Prohaska, Claudia Fried, Chris T. Amemiya, Frank H. Ruddle, Günter P. Wagner, and Peter F. Stadler. The shark HoxN cluster is homologous to the human HoxD cluster. *J. Mol. Evol.*, page 58, 2004. 212-217.
- [31] I B Rogozin, A V Sverdlov, V N Babenko, and E V Koonin. Analysis of evolution of exon-intron structure of eukaryotic genes. *Brief Bioinform*, 6:118–134, 2005.
- [32] A Rokas and P W Holland. Rare genomic changes as a tool for phylogenetics. *Trends Ecol Evol*, 15:454–459, 2000.
- [33] David Sankoff, Guillaume Leduc, Natalie Antoine, Bruno Paquin, B. Franz Lang, and Robert Cedergren. Gene order comparisons for phylogenetic inference: Evolution of the mitochondrial genome. *Proc. Natl. Acad. Sci. USA*, 89:6575–6579, 1992.
- [34] L F Sempere, C N Cole, M A McPeck, and K J Peterson. The phylogenetic distribution of metazoan microRNAs: insights into evolutionary complexity and constraint. *J Exp Zoolog B Mol Dev Evol.*, 306:575–588, 2006.
- [35] Charles Semple and Mike Steel. Tree reconstruction via a closure operation on partial splits. In Olivier Gascuel and Marie-France Sagot, editors, *JOBIM 2000*, volume 2066 of *Lect. Notes Comp. Sci.*, pages 126–134, Berlin, Heidelberg, 2001. Springer-Verlag.
- [36] Charles Semple and Mike Steel. *Phylogenetics*, volume 24 of *Oxford Lecture Series in Mathematics and its Applications*. Oxford University Press, Oxford, 2003.
- [37] A M Shedlock and N Okada. SINE insertions: powerful tools for molecular systematics. *BioEssays*, 22:148–160, 2000.
- [38] M P Simmons and H Ochoterena. Gaps as characters in sequence-based phylogenetic analyses. *Syst Biol*, 49:369–381, 2000.
- [39] A Stechmann and T Cavalier-Smith. The root of the eukaryote tree pinpointed. *Curr Biol*, 13:R665–R666, 2003.
- [40] J. Tang and Li-San Wang. Improving genome rearrangement phylogeny using sequence-style parsimony. In George Karypis, Nikolaos G. Bourbakis, and Jeffrey Tsai, editors, *Proceedings of the IEEE Fifth Symposium on Bioinformatics and Bioengineering (BIBE’05)*, pages 137–144, Los Alamitos, CA, 2005. IEEE Computer Society.
- [41] Günter Wagner and Peter F. Stadler. Quasi-independence, homology and the unity of type: A topological theory of characters. *J. Theor. Biol.*, 220:505–527, 2003.
- [42] Li-San Wang, Tandy Warnow, Bernard M.E. Moret, Robert K. Jansen, , and Linda A Raubeson. Distance-based genome rearrangement phylogeny. *J. Mol. Evol.*, 63:473–483, 2006.
- [43] Song Yang, Russell F. Doolittle, and Philip E. Bourne. Phylogeny determined by protein domain content. *Proc. Natl. Acad. Sci. USA*, 102:373–378, 2005.