

String Diagrams for Double Categories and Equipments

David Jaz Myers

Abstract

In this paper, we extend the string diagrams commonly used to work with monoidal categories and bicategories to double categories and proarrow equipments. We extend the proofs of Joyal and Street to show that any valid topological deformation of these diagrams describes an equal situation. Using the diagrams, we show that every equipment may be embedded in the virtual equipment of categories enriched in its horizontal bicategory. We show that this embedding is full on 2-cells and arrows, and nearly full on proarrows.

Introduction

String diagrams are a graphical calculus used most often to describe monoidal (or tensor) categories and their variants. Examples include flow charts, Feynman diagrams, circuit diagrams, Petri nets, Markov processes, and knot diagrams. Because string diagrams are not written sequentially like traditional notation, they are good for describing parallel processes as they arise in a variety of situations. Even better, any suitable deformation of a string diagram describes an equal morphism in its respective monoidal category. This lets us compute with simple manipulations of string. In this paper, we extend string diagram notation to double categories and proarrow equipments.

If categories are the abstract algebras of functions, then equipments are the abstract algebras of functions and relations. Where categories consist of objects and arrows between them, equipments consist of four kinds of things: objects, vertical arrows which are meant to behave like functions, horizontal arrows which are meant to behave like relations, and 2-cells which act like implications between relations. The following are a few common examples of equipments (which are also called framed bicategories).

- The equipment of sets, functions, and relations, whose objects are sets, vertical arrows are functions, horizontal arrows are relations, and 2-cells are implications.
- The equipment of rings, homomorphisms, and bimodules, whose 2-cells are bimodule morphisms.
- The equipment of categories, functors, and profunctors, whose 2-cells are profunctor morphisms.
- Generalizing all the above, the equipment of categories enriched in \mathcal{V} , \mathcal{V} -functors, and \mathcal{V} -profunctors, whose 2-cells are morphisms of \mathcal{V} -profunctors.

A good amount of formal category theory can be carried out in an equipment, specializing well to the equipments of enriched categories. Wood defined equipments in [13] for this purpose, and they continue to be used to study enrichment and its generalizations, e.g. by Shulman [11].

Equipments are, in particular, a kind of double category. A double category has objects, vertical arrows, horizontal arrows, and 2-cells as well, but their algebra is somewhat more restricted. Double categories are used in the study of universal 2-algebra (see e.g. [8] and [5]), where the vertical and horizontal arrows represent lax and colax morphisms. Double categories have also been used by [1] in the study of rewriting, where the extra direction of arrows takes into account effects and synchronization of rewrites.

The string diagram notation for double categories and equipments presented here is the Poincaré dual of the usual notation. In equipments, vertical strings may be bent horizontally to express the algebra of companions and conjoints. In double categories of 2-algebras, these same bends represent pseudo-morphisms (which are both lax and colax) and doctrinal adjunctions. It is the author's hope that this notation will make working with double categories and equipments easier and more intuitive.

This paper is made up of three parts. In Part 1, we introduce the string diagram notation, and use it to prove a few basic lemmas about equipments. In particular, we discuss the mate calculus in an equipment graphically, and prove the equivalence of the natural transformation and hom-set definitions of an adjunction with the string diagrams.

In Part 2, we use the string diagrams to prove that every object of an equipment may be viewed double functorially as a category enriched in the horizontal bicategory of that equipment. Indeed, we construct an embedding $\mathcal{E} \rightarrow h\mathcal{E}\text{-}\mathbf{Cat}$ from an equipment to the virtual equipment of categories enriched in its horizontal bicategory, and characterize the image of this embedding. Since many common structures across mathematics may be organized into equipments, this realizes William Lawvere's claim in [9] that the common mathematical structures are not only organized into categories, but are often enriched categories themselves.

In Part 3, which includes Sections 3 through 6, we prove that our diagrams are correct by extending the results of Joyal and Street in [7] from monoidal categories to double categories and equipments. In particular, we rigorously define both double category diagrams and equipment diagrams, define what it means for them to be interpreted in a double category or equipment respectively, and show that their values are invariant under continuous deformation.¹

¹I would like to thank Jack Calcut for his conversation and support during this project.

1 String Diagrams

1.1 Definitions

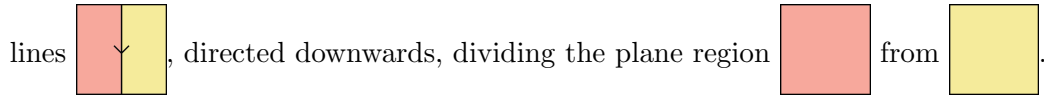
Let's recall the definition of a double category and introduce the new notation. A double category is a category internal to the category of categories, and so consists of the following data:

Definition 1. A *double category* \mathcal{E} has

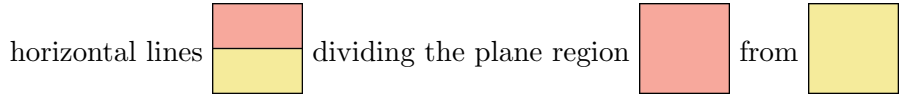
1. Objects A, B, C, \dots , which will be written as bounded plane regions of different colors



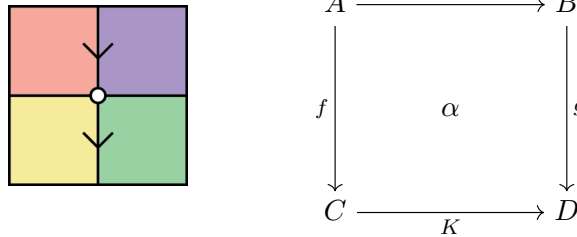
2. Vertical arrows $f, g, h : \text{red} \rightarrow \text{yellow}$, \dots , which we will just call *arrows* and write as vertical lines



3. Horizontal arrows $J, K, H : \text{red} \rightarrow \text{yellow}$, \dots , which we will just call *proarrows* and write as



4. 2-cells α, β, \dots , which we write as beads at the intersection of vertical and horizontal lines.



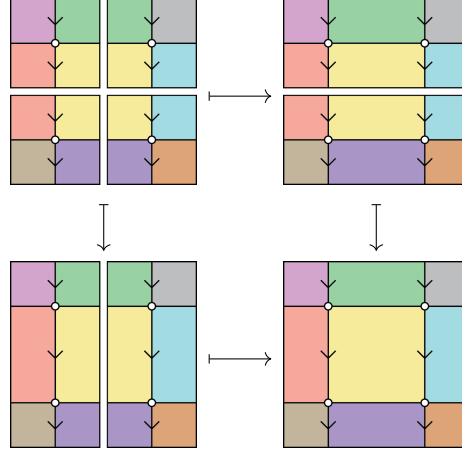
Note that the string notation is the Poincaré dual of the transpose of the usual arrow notation (on the right above). We transpose so that the words *vertical* and *horizontal* will still mean vertical and horizontal things, and so that we can easily remember facts about companions and conjoints (which are introduced below) while reading 2-cells top to bottom, left to right in the case of enriched categories. From now on we will also transpose the usual notation, so that the two are simply dual.

We write composition of arrows and proarrows by juxtaposition, and composition of 2-cells by joining matching lines:



This is horizontal composition, and in more traditional notation (transposed) would be written $\alpha, \beta \mapsto \alpha \mid \beta$. Vertical composition, where the vertical arrows are joined and the horizontal arrows composed, would be written $\alpha, \beta \mapsto \frac{\alpha}{\beta}$.

We read composition of arrows left to right, composition of proarrows top to bottom, and 2-cells (in the case of enriched categories) top-bottom and left-right. Composition satisfies the interchange law, which says that composing horizontally and then vertically is the same as composing vertically and then horizontally.



In terms of diagrams, the interchange law says that the diagram in the bottom right corner above has a well-defined interpretation. In terms of the more traditional notation, it says the following equality holds:

$$\frac{\alpha}{\beta} \Big| \frac{\gamma}{\delta} = \frac{\alpha}{\beta} \Big| \frac{\gamma}{\delta}.$$

1.2 Companions, Conjoints, and the Spider Lemma

The notions of companion and conjoint are of central importance in the theory of double categories. Importantly, a double category for which every arrow has a companion and a conjoint is a proarrow equipment, which proves a useful setting for doing formal category theory. In this section, I'll introduce notation for companions and conjoints that makes their use very intuitive. First we begin with companions.

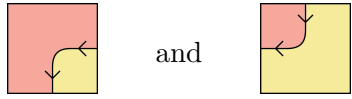
We will draw the companion $B(f, 1) : \text{red square} \rightarrow \text{yellow square}$ of an arrow $f : \text{red square} \downarrow \text{yellow square}$ as a directed horizontal line:



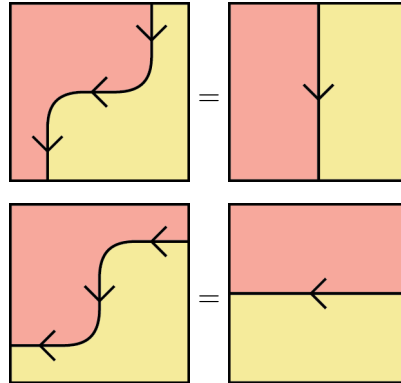
In arrow notation (transposed), the defining 2-cells of a companion are

$$\begin{array}{ccc}
 A & \xrightarrow{\mathbf{id}} & A \\
 \downarrow \mathbf{id} & \beta & \downarrow B(f,1) \\
 A & \xrightarrow{f} & B
 \end{array}
 \quad \text{and} \quad
 \begin{array}{ccc}
 A & \xrightarrow{f} & B \\
 \downarrow B(f,1) & \alpha & \downarrow \mathbf{id} \\
 B & \xrightarrow{\mathbf{id}} & B
 \end{array}$$

These satisfy the equalities $\frac{\beta}{\alpha} = \mathbf{id}$ and $\beta \mid \alpha = \mathbf{id}$. Dualizing, we see that α and β should be beads forming a corner between f and $B(f,1)$. But since this data is unique, we will suppress the names α and β and instead write them as smooth bends:



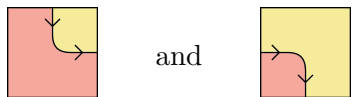
We can remember that the companion $B(f,1)$ of f is a line pointing to the left, since f appears on the left in $B(f,1)$. The equations $\frac{\beta}{\alpha} = \mathbf{id}$ and $\beta \mid \alpha = \mathbf{id}$ then say that we can pull kinks straight.



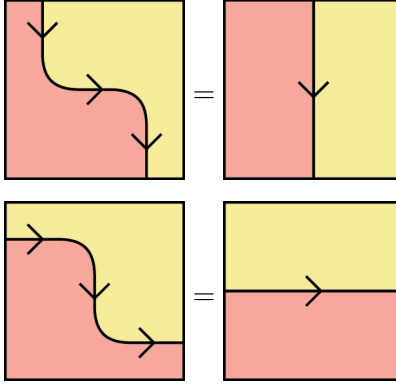
Similarly, we draw the conjoint $B(1,f) : \text{yellow} \rightarrow \text{red}$ of $f : \text{red} \rightarrow \text{yellow}$ as a directed horizontal line:



We draw the line flowing to the right because f appears on the right in $B(1,f)$. The conjoint has its own attendant 2 cells,



satisfying their own kink-pulling identities:



Companions and conjoints are determined uniquely up to isomorphism by the data which describes them. This justifies calling $\begin{array}{|c|} \hline \text{red} \\ \hline \text{yellow} \\ \hline \end{array} \leftarrow$ *the companion* and $\begin{array}{|c|} \hline \text{yellow} \\ \hline \text{red} \\ \hline \end{array} \rightarrow$ *the conjoint* of $\begin{array}{|c|} \hline \text{red} \\ \hline \text{yellow} \\ \hline \end{array} \downarrow$.

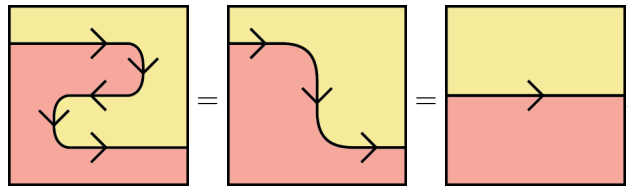
Lemma 1. For an arrow $\begin{array}{|c|} \hline \text{red} \\ \hline \text{yellow} \\ \hline \end{array} \downarrow$ and proarrows $\begin{array}{|c|} \hline \text{red} \\ \hline \text{yellow} \\ \hline \end{array}$ and $\begin{array}{|c|} \hline \text{yellow} \\ \hline \text{red} \\ \hline \end{array}$, any two of the following implies the third:

1. $\begin{array}{|c|} \hline \text{red} \\ \hline \text{yellow} \\ \hline \end{array}$ is the companion of $\begin{array}{|c|} \hline \text{red} \\ \hline \text{yellow} \\ \hline \end{array} \downarrow$,
2. $\begin{array}{|c|} \hline \text{yellow} \\ \hline \text{red} \\ \hline \end{array}$ is the conjoint of $\begin{array}{|c|} \hline \text{red} \\ \hline \text{yellow} \\ \hline \end{array} \downarrow$,
3. $\begin{array}{|c|} \hline \text{red} \\ \hline \text{yellow} \\ \hline \end{array}$ is the left adjoint of $\begin{array}{|c|} \hline \text{yellow} \\ \hline \text{red} \\ \hline \end{array}$ in the category of proarrows.

Proof. First let's show that 1 and 2 imply 3. We define the unit and counit by bending all the way around:

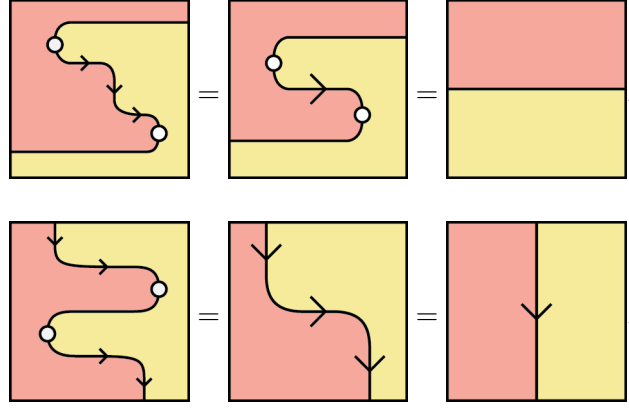


The zig-zag identities then follow simply by pulling the strings straight:



The other side goes similarly:

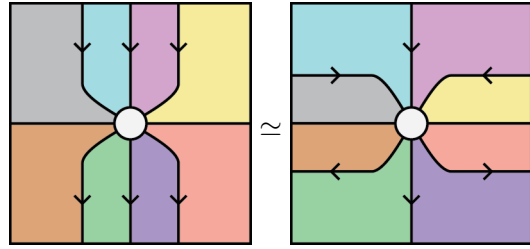
Now, suppose 1 and 3, and we'll show that $\begin{array}{c} \text{yellow} \\ \text{red} \end{array}$ is the conjoint of $\begin{array}{c} \text{red} \\ \text{yellow} \end{array}$. Let's write the unit and counit of the adjunction $\begin{array}{c} \text{red} \\ \text{yellow} \end{array} \dashv \begin{array}{c} \text{red} \\ \text{yellow} \end{array}$ as $\begin{array}{c} \text{red} \\ \text{yellow} \end{array}$ and $\begin{array}{c} \text{red} \\ \text{yellow} \end{array}$. Then $\begin{array}{c} \text{red} \\ \text{yellow} \end{array}$ and $\begin{array}{c} \text{red} \\ \text{yellow} \end{array}$ are the cells making $\begin{array}{c} \text{yellow} \\ \text{red} \end{array}$ into the conjoint of $\begin{array}{c} \text{red} \\ \text{yellow} \end{array}$. These satisfy the kink identities thanks to the kinks of $\begin{array}{c} \text{red} \\ \text{yellow} \end{array}$ and the zig-zags of $\begin{array}{c} \text{red} \\ \text{yellow} \end{array} \dashv \begin{array}{c} \text{red} \\ \text{yellow} \end{array}$:



That 2 and 3 imply 1 follows similarly. \square




A *proarrow equipment* is a double category in which each arrow has a companion and a conjoint. The following lemma is a central elementary result of the theory of equipments:



Lemma 2 (Spider Lemma). In an equipment, we can bend arrows. More formally, there is a bijective correspondence between diagrams of form of the left, and diagrams of the form of the right:

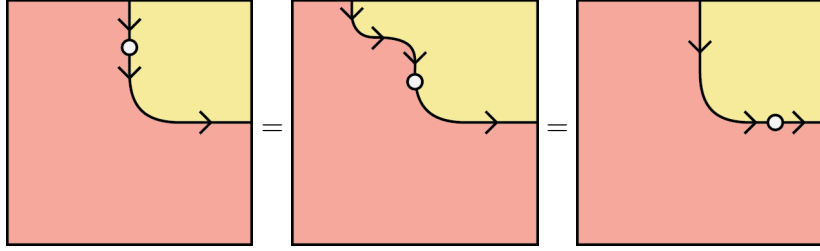



Proof. The correspondence is given by composing the outermost vertical or horizontal arrows by their companions or conjoints, as suggested by the slight bends in the arrows above. The kink identities then ensure that these two processes are inverse to each other, giving the desired bijection. \square

The Spider Lemma is called the “Central Lemma” on the *nLab* article [10]. With this lemma in hand, we can begin to really use the graphical notation. Whenever we invoke the spider lemma, we will simply say that we are “bending arrows”. Even better, the assignment of arrows to their companions (or conjoints) is functorial, which means that we can “slide beads around bends”.

Given , define its *conjoint mate*  to be . The kink identities say that the

conjoint mate of the identity is the identity of the conjoint, and  = . Therefore, the assignment of a bead to its conjoint mate is functorial. We can then slide beads around bends thanks to the following equations:







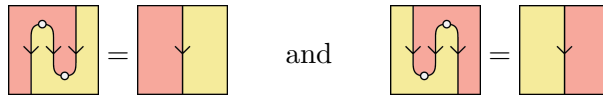
The same can be said about the assignment of vertical cells  to their companions mate.



In fact, any topological deformation of a diagram that preserves the fact that it is a diagram induces an equality in the equipment being described. We will prove this in Sections 3 through 6.

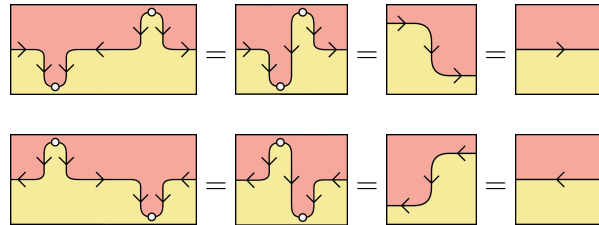
1.3 Zig-Zag Adjunctions and Hom-set Adjunctions

It is a classical fact of category theory that an adjunction $f \dashv g : A \rightleftarrows B$ may be defined using natural transformations $\eta : \mathbf{id} \rightarrow fg$ and $\epsilon : gf \rightarrow \mathbf{id}$ (which we will call a zig-zag adjunction, after the coherence conditions), or by giving a natural isomorphism $\psi : B(f, 1) \cong A(1, g)$. This equivalence holds in any proarrow equipment, which we can now show quickly and intuitively with string diagrams.

Suppose we have an adjunction  \dashv , given by the vertical cells  and , satisfying the zig-zag identities



By bending the unit and counit, we get the horizontal cells  and . Bending the zig-zag identities shows that these maps are inverse to each other



and are therefore the natural isomorphism $\begin{array}{|c|} \hline \text{red} \\ \hline \text{yellow} \\ \hline \end{array} \begin{array}{c} \rightarrow \\ \leftarrow \end{array} \cong \begin{array}{|c|} \hline \text{red} \\ \hline \text{yellow} \\ \hline \end{array} \begin{array}{c} \leftarrow \\ \rightarrow \end{array}$ we wanted.

Going the other way, suppose $\begin{array}{|c|} \hline \text{red} \\ \hline \text{yellow} \\ \hline \end{array} \begin{array}{c} \leftarrow \circ \rightarrow \\ \rightarrow \circ \leftarrow \end{array}$ is a natural isomorphism with inverse $\begin{array}{|c|} \hline \text{red} \\ \hline \text{yellow} \\ \hline \end{array} \begin{array}{c} \rightarrow \circ \leftarrow \\ \leftarrow \circ \rightarrow \end{array}$. That is,

$$\begin{array}{|c|} \hline \text{red} \\ \hline \text{yellow} \\ \hline \end{array} \begin{array}{c} \leftarrow \circ \rightarrow \\ \rightarrow \circ \leftarrow \end{array} = \begin{array}{|c|} \hline \text{red} \\ \hline \text{yellow} \\ \hline \end{array} \begin{array}{c} \leftarrow \\ \rightarrow \end{array} \quad \text{and} \quad \begin{array}{|c|} \hline \text{red} \\ \hline \text{yellow} \\ \hline \end{array} \begin{array}{c} \rightarrow \circ \leftarrow \\ \leftarrow \circ \rightarrow \end{array} = \begin{array}{|c|} \hline \text{red} \\ \hline \text{yellow} \\ \hline \end{array} \begin{array}{c} \rightarrow \\ \leftarrow \end{array}. \quad (1)$$

Then we can define a unit $\begin{array}{|c|} \hline \text{red} \\ \hline \text{yellow} \\ \hline \end{array} \begin{array}{c} \leftarrow \circ \rightarrow \\ \downarrow \circ \uparrow \end{array}$ and counit $\begin{array}{|c|} \hline \text{red} \\ \hline \text{yellow} \\ \hline \end{array} \begin{array}{c} \downarrow \circ \uparrow \\ \leftarrow \circ \rightarrow \end{array}$ by bending. These satisfy the zig-zag identities by pulling straight and using (1):

$$\begin{array}{|c|} \hline \text{red} \\ \hline \text{yellow} \\ \hline \end{array} \begin{array}{c} \leftarrow \circ \rightarrow \\ \downarrow \circ \uparrow \end{array} = \begin{array}{|c|} \hline \text{red} \\ \hline \text{yellow} \\ \hline \end{array} \begin{array}{c} \leftarrow \circ \rightarrow \\ \leftarrow \circ \rightarrow \end{array} = \begin{array}{|c|} \hline \text{red} \\ \hline \text{yellow} \\ \hline \end{array} \begin{array}{c} \leftarrow \\ \rightarrow \end{array} = \begin{array}{|c|} \hline \text{red} \\ \hline \text{yellow} \\ \hline \end{array} \begin{array}{c} \leftarrow \\ \rightarrow \end{array}$$

$$\begin{array}{|c|} \hline \text{red} \\ \hline \text{yellow} \\ \hline \end{array} \begin{array}{c} \downarrow \circ \uparrow \\ \leftarrow \circ \rightarrow \end{array} = \begin{array}{|c|} \hline \text{red} \\ \hline \text{yellow} \\ \hline \end{array} \begin{array}{c} \downarrow \circ \uparrow \\ \leftarrow \circ \rightarrow \end{array} = \begin{array}{|c|} \hline \text{red} \\ \hline \text{yellow} \\ \hline \end{array} \begin{array}{c} \downarrow \circ \uparrow \\ \leftarrow \circ \rightarrow \end{array} = \begin{array}{|c|} \hline \text{red} \\ \hline \text{yellow} \\ \hline \end{array} \begin{array}{c} \downarrow \circ \uparrow \\ \leftarrow \circ \rightarrow \end{array}$$

2 An Application: the Realization Functor

In this section, we describe a nice construction using the string diagrammatic notation. The notation makes proving that this construction works much easier.


Construction 3. There is a canonical embedding $|\cdot| : \mathcal{E} \rightarrow h\mathcal{E}\text{-}\mathbf{Cat}$ of an equipment \mathcal{E} into the virtual equipment of categories enriched in its horizontal bicategory $h\mathcal{E}$.







This is a fun result that shows that everything, so long as it forms an equipment, can be seen as an enriched category. A virtual equipment (also known as an fc-multicategory) is to an equipment what a multicategory is to a monoidal category; while in an equipment we may compose proarrows, in a virtual equipment we may only take formal composites of proarrows. The existence of actual composites of profunctors in $h\mathcal{E}\text{-}\mathbf{Cat}$ requires certain cocompleteness assumptions which will not hold in general equipments \mathcal{E} . For more on virtual equipments, see [2]. Luckily, the profunctors in the image of $|\cdot|$ will compose, so we will not need to deal with virtual equipments in detail.

If the equipment is monoidal, as the equipments of categories enriched in a monoidal category are, then we can restrict our construction to get a double functor $\mathcal{E} \rightarrow h\mathcal{E}(1,1)\text{-}\mathbf{Cat}$ from \mathcal{E} to the virtual equipment of categories enriched in the category $h\mathcal{E}(1,1)$ of proarrows on the monoidal identity 1. For example, if $\mathcal{E} = \mathbf{Ring}$, the equipment of rings, homomorphisms, and bimodules, then $|\cdot|$ so restricted interprets each ring as a single object category enriched in abelian groups. It will be clear from the construction that this situation will hold in general; if $\mathcal{E} = \mathcal{C}\text{-}\mathbf{Cat}$ is the equipment of categories enriched in \mathcal{C} , then $h\mathcal{E}(1,1) \cong \mathcal{C}$ and the restricted double functor $|\cdot| : \mathcal{E} \rightarrow h\mathcal{E}(1,1)\text{-}\mathbf{Cat}$ will be an isomorphism.

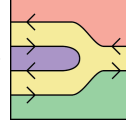
2.1 The Realization Functor

Let's begin to describe the functor $|\cdot|$, which I'll call the 'realization' functor. But first, let's recall briefly what it means to enrich in a bicategory such as $h\mathcal{E}$. Enriching in a bicategory is much like enriching in a monoidal category (a monoidal category is a bicategory with a single object), but each object x of a category \mathcal{C} enriched in a bicategory \mathcal{B} has an object $e(x)$ of \mathcal{B} called its *extent*, and the hom-objects $\mathcal{C}(x, y)$ must be 1-cells $e(x) \rightarrow e(y)$ in \mathcal{B} . Accounting for this 'many objects' situation in the natural way, one arrives at the definition of enrichment in a bicategory. For more detail, see [12].

For an object  of \mathcal{E} , we define its realization (its image under $|\cdot|$) to be the $h\mathcal{E}$ -enriched category with

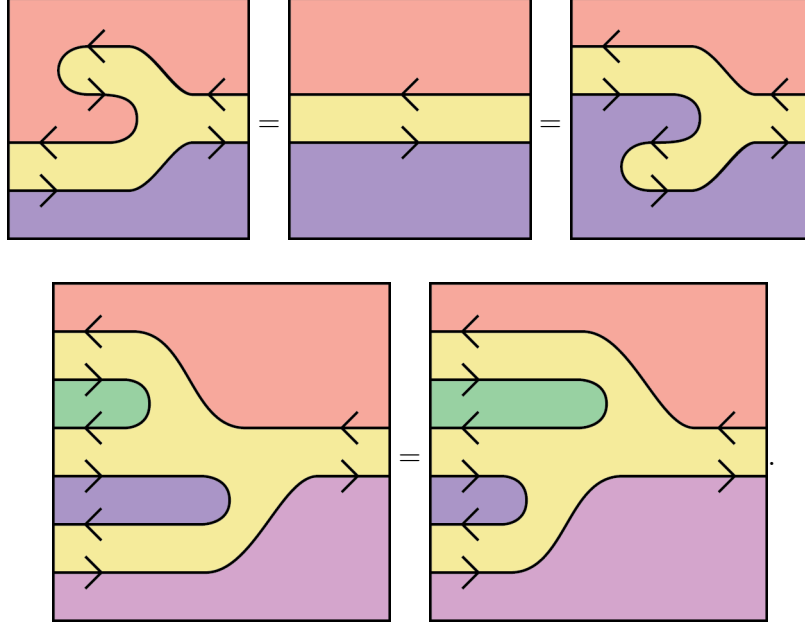
- Objects vertical arrows , with each object's extent being its domain.
- Between objects  and , a hom-object  (in $h\mathcal{E}$).
- For object , an identity arrow  (a 2-cell in $h\mathcal{E}$).

- For each composable triple, a composition arrow



(a 2-cell in $h\mathcal{E}$).

We can verify that the identity and associativity conditions hold graphically.

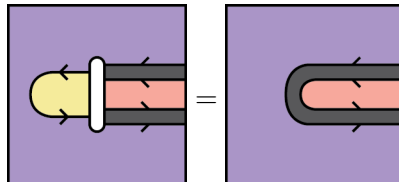


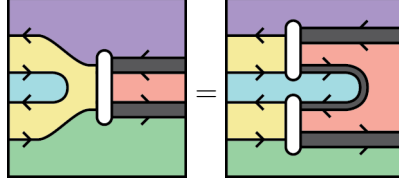
So this construction does indeed yield a category $|\square|$ enriched in $h\mathcal{E}$. It remains to realize vertical arrows as functors, proarrows as profunctors, and 2-cells as morphisms of profunctors. We begin by recalling the definition of a functor between enriched categories, at least in the case we are concerned with.




Definition 2. A functor $f : |\square| \rightarrow |\square|$ consists in

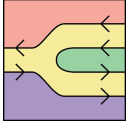
1. For each element $x = \begin{array}{|c|} \hline \text{yellow} \\ \hline \end{array}$ of $|\square|$, an element $f(x) = \begin{array}{|c|} \hline \text{red} \\ \hline \end{array}$ of $|\square|$ with the same domain.

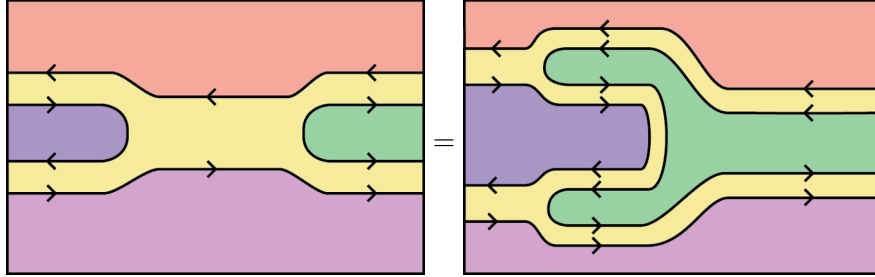
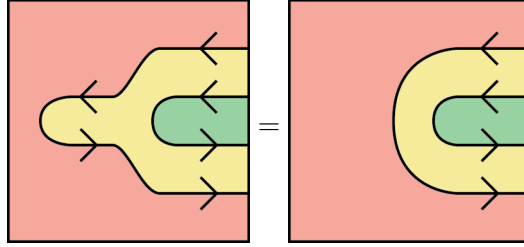
2. For each pair of elements $\begin{array}{|c|} \hline \text{yellow} \\ \hline \end{array}$ and $\begin{array}{|c|} \hline \text{green} \\ \hline \end{array}$, a 2-cell $\begin{array}{|c|} \hline \text{yellow} \\ \hline \end{array} \rightarrow \begin{array}{|c|} \hline \text{green} \\ \hline \end{array}$, such that the following functor laws hold:







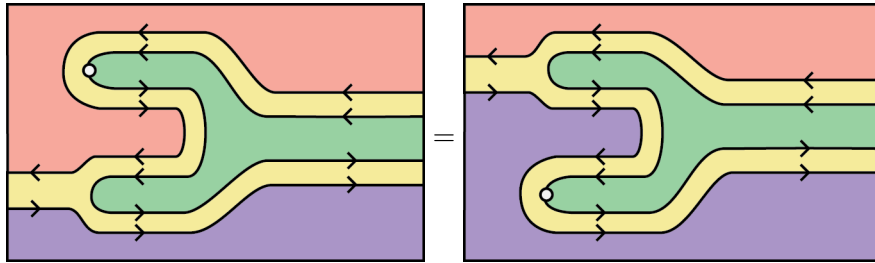


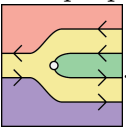
For an arrow , we get an enriched functor sending objects  to  and acting

on homs by . We can check that this satisfies the functor conditions graphically.



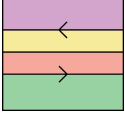




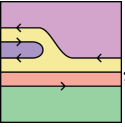
For a 2-cell , and for each object  of , we get a component  of a natural transformation. This satisfies the laws for a natural transformation, as we can see graphically.

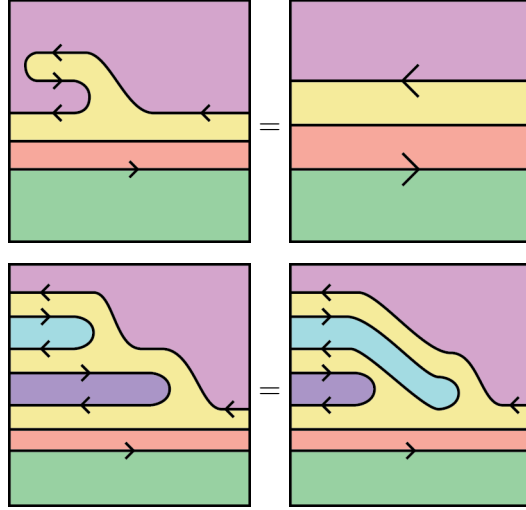



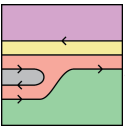
For purposes of explicit calculation, its useful to note that the above two morphisms are equal to . This completes the construction of the functor $|\cdot| : v\mathcal{E} \rightarrow h\mathcal{E}\text{-}\mathbf{Cat}$ from the vertical

2-category $v\mathcal{E}$ of \mathcal{E} . Now we can turn our attention to proarrows.

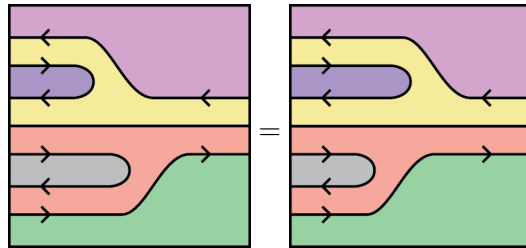
For each proarrow  in \mathcal{E} , we get the enriched profunctor sending  and  to .


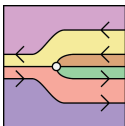
The category induced by  acts on the realization of  via the map , subject to the following rules that may be verified graphically:



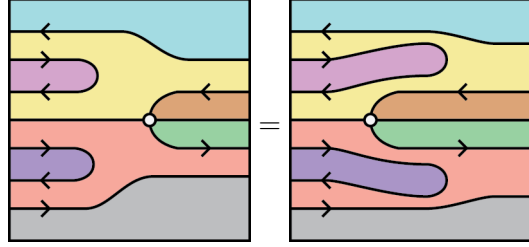
The realization of  acts similarly by the map , subject to analogous laws as those above.

The two actions interact according to the following rule, which holds graphically:



Finally, the realization of a two cell  is a map of profunctors , which we can

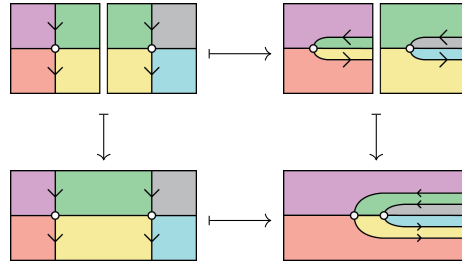
see satisfies the necessary laws:








From the picture, it is clear that the realization of the various identity 2-cells are their respective identities: simply delete the lines you don't need!



2.2 Proving Functoriality

We turn now to composition. While the proof of functoriality is essentially diagram chasing, we include it in full to show the usefulness of the string diagrammatic notion for just these kinds of diagram chases. We will deal with horizontal composition first:

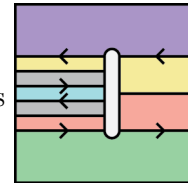


Vertical composition is a bit more complicated, since it involves the composition of profunctors. Although we have not assumed any of the cocompleteness properties of $h\mathcal{E}$ necessary to ensure composition of enriched profunctors in general, profunctors which are in the image of $|\cdot|$ may be composed because the image of the composite of their preimages satisfy the universal property of a composite of profunctors. Let's show this now.

Lemma 4. The enriched profunctor sending  and  to  satisfies the uninversal property of the composite of the profunctors given by  and  respectively.

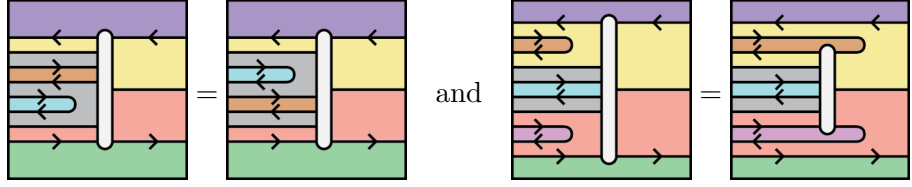
Before we prove this, let's remember the universal property of composite profunctors. It will suffice to consider the universal property of the profunctors given by  and . The composite of

these profunctors is a profunctor  together with a collection of maps

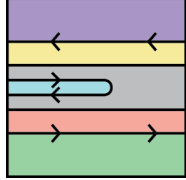


that satisfy

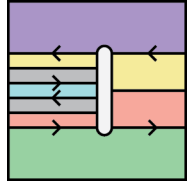
the equalities



and is initial for such profunctors.

Proof of Lemma 4. The structure maps are given by , which obviously satisfy the

requisite equalities. It remains to show that they are initial. Given another collections of maps



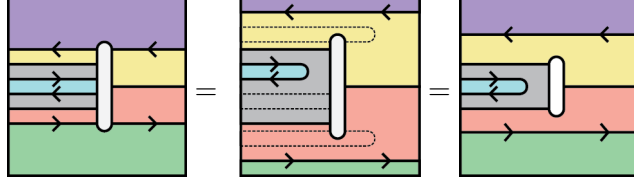
, we get a map



by substituting for the relevant identities. The equalities of





show that



From this equality, we may conclude the initiality of



. Reading left to right, we see

that the structure maps of  are given by composition of  with the structure maps of

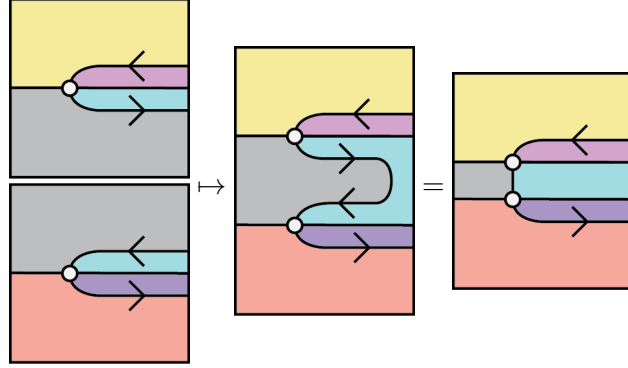


. By substituting in all identities, we see that



is the unique such map. \square

Now, we can see that vertical composition is preserved by realization.




2.3 The Image of $|\cdot|$



In this section, we briefly investigate the image of the realization functor. We will see that $|\cdot|$ is full and faithful on both arrows and 2-cells, and “nearly full” on proarrows in a manner to be described below. This justifies are calling $|\cdot|$ an ‘embedding’. All the proofs involve taking the components at the element of $|A|$ represented by the identity at A , which means that they would need to be significantly adapted to deal with restrictions of the domains of elements of the realization of A , say in the case that we restrict to elements whose domain is a monoidal identity for \mathcal{E} .

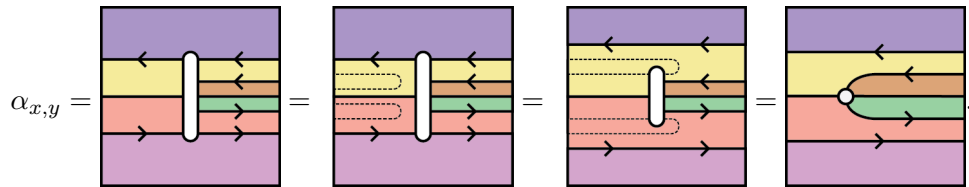
We can easily show that realization is full and faithful on 2-cells. This in particular means that it is faithful, up to isomorphism, on vertical and horizontal arrows.


Proposition 5. The realization functor is full and faithful on 2-cells.

Proof. We begin with fullness. Let α be a 2-cell between $|J|$, $|K|$, $|f|$, and $|g|$. It is therefore a collection of maps $\alpha_{x,y} : |J|(x, y) \rightarrow |K|(|f|(x), |g|(y))$ in $h\mathcal{E}$ for all $x = \begin{array}{|c|} \hline \text{yellow} \\ \hline \end{array}$ and $y = \begin{array}{|c|} \hline \text{red} \\ \hline \end{array}$. By

taking the components x and y at the identities of $\begin{array}{|c|} \hline \text{yellow} \\ \hline \end{array}$ and $\begin{array}{|c|} \hline \text{red} \\ \hline \end{array}$ respectively, we get , which

we may bend into  in \mathcal{E} . The following calculation shows that the realization of  is α again.



If $|\beta| = \alpha$ above, then it equals it componentwise, and so in particular at the component  taken at the identities of $\begin{array}{|c|} \hline \text{yellow} \\ \hline \end{array}$ and $\begin{array}{|c|} \hline \text{red} \\ \hline \end{array}$. It therefore equals, in \mathcal{E} , the preimage of α constructed in

the previous paragraph. □


Nicely, the realization is also full on arrows.




Proposition 6. The realization functor is full on arrows.

Proof. Let $f : |\square| \rightarrow |\square|$ be a functor, and let  be $f(\mathbf{id}_{\square})$. We will construct a natural

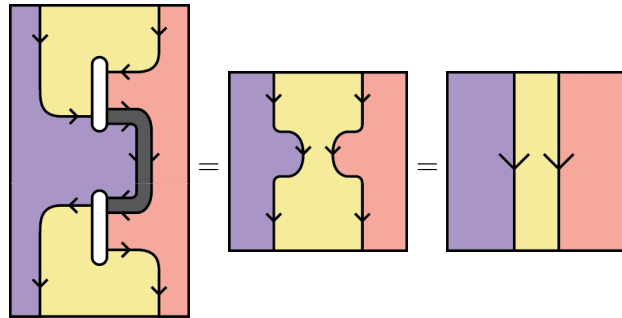
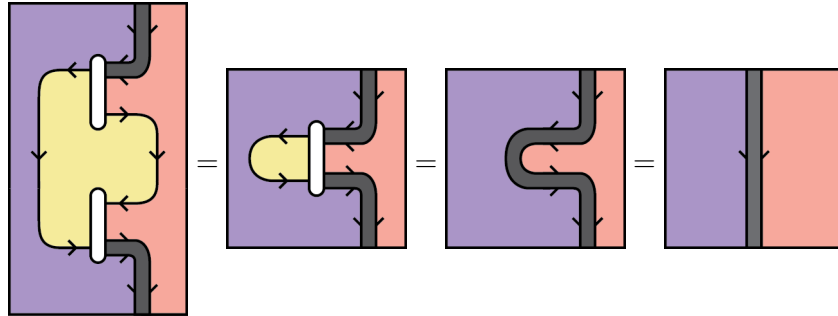
isomorphism $|f(\mathbf{id}_{\square})| \cong f$. This involves first constructing, for any $x = \img alt="A square divided vertically into a purple left half and a yellow right half, with a black Y-shaped arrow pointing down in the center." data-bbox="688 226 748 270"/>, an isomorphism$


$f(x) = \img alt="A square divided into three vertical strips: purple, yellow, and red, with a black Y-shaped arrow pointing down in the center." data-bbox="178 274 318 320"/> $\cong \img alt="A square divided into three vertical strips: purple, yellow, and red, with a black Y-shaped arrow pointing down in the center." data-bbox="262 274 318 320"/>$, and then proving naturality. First, we note that  =  =$


 by the identity functor law.

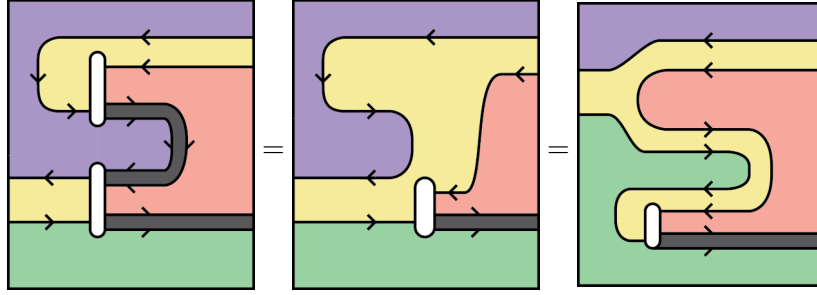
The data of f gives us two 2-cells  and . By bending, we get 2-cells  and

, which we can show are inverse using the functor laws as follows.



It remains to show that this isomorphism is natural. We will show that  is natural

through a quick calculation; the naturality of  follows similarly.




□

We now characterize the realization of proarrows. While $|\cdot|$ is not full on proarrows, it is nearly full in the following precise way.

Proposition 7. The realization functor exhibits $h\mathcal{E}(A, B)$ as a coreflective subcategory of $h(h\mathcal{E}\text{-Cat})(|A|, |B|)$, with coreflector given by $J \mapsto \bar{J} := J(\mathbf{id}_A, \mathbf{id}_B)$.

Proof. Given a profunctor $J : |A| \leftrightarrow |B|$, we can take its components at the identity of A and B to get a proarrow $\bar{J} := J(\mathbf{id}_A, \mathbf{id}_B)$ in \mathcal{E} . The unit is given by the identity, or by suitable reflexors.

The counit $|\bar{J}| \rightarrow J$ is given by , the action of $|A|$ and $|B|$ on J . To see that this is natural

in J , we can take the component of any morphism at the identity, and the requisite square will commute by commutation of a morphism of profunctors with the actions of $|A|$ and $|B|$. The zig-zag identities hold because they involve composites only with the identities of A and B . □

Corollary 8. The essential image of $|\cdot|$ on profunctors between $|A|$ and $|B|$ consists of precisely those profunctors $J : |A| \leftrightarrow |B|$ for which the action $|J(\mathbf{id}_A, \mathbf{id}_B)| \rightarrow J$ is a natural isomorphism.

Proof. This is a fact about coreflective subcategories in general. See, e.g., Proposition 1.3 of [6]. □

Proposition 9. If the composite JK of $J : |A| \leftrightarrow |B|$ and $K : |B| \leftrightarrow |C|$ exists, then $\bar{J}\bar{K} \cong \bar{J}K$.

Proof. The isomorphism is given by the structure map $J(\mathbf{id}_A, \mathbf{id}_B)K(\mathbf{id}_B, \mathbf{id}_C) \rightarrow JK(\mathbf{id}_A, \mathbf{id}_C)$ and the map $JK(\mathbf{id}_A, \mathbf{id}_C) \rightarrow J(\mathbf{id}_A, \mathbf{id}_B)K(\mathbf{id}_B, \mathbf{id}_C)$ gaurenteed by applying the universal property to the identity of $|J(\mathbf{id}_A, \mathbf{id}_B)K(\mathbf{id}_B, \mathbf{id}_A)|$ taken at the $\mathbf{id}_A, \mathbf{id}_C$ component. The universal property of JK gaurentees that these are mutually inverse. □

Corollary 10. If $|A|$ and $|B|$ are Morita equivalent, then A and B are horizontally equivalent.

Proof. Assume, for the sake of this proposition, that the requisite composites of profunctors exists in $h\mathcal{E}\text{-Cat}$ so that $|A|$ and $|B|$ may be Morita equivalent. The claim then follows from Propositions 7 and 9.

That $|\cdot|$ is conservative on profunctors between $|A|$ and $|B|$ follows from a fact about coreflective subcategories in general (see, e.g., Proposition 1.3 of [6]). Combined with the functoriality proved in Proposition 9, we see that if $JK \cong \mathbf{id}_{|A|}$ and $KJ \cong \mathbf{id}_{|B|}$, then $\bar{J}\bar{K} \cong \mathbf{id}_A$ and $\bar{K}\bar{J} \cong \mathbf{id}_B$. □

3 Basic Notions

In this and the coming sections, we prove the correctness of our diagrammatic language for double categories and equipments. More specifically, we will show that if a diagram describes some situation in a double category, then any deformation of that diagram describes the same situation. We will use definitions and methods similar to Joyal and Street in [7]. The plan is to decompose a complicated diagram into simple pieces which may then be associated to a tile-order in the sense of Dawson and Pare (see [3] and [4]). By a theorem of Dawson and Pare in [3], the composite of these simple diagrams (if it exists) is unique. Since a suitably small deformation of the original diagram will generate the same tile-order, it will have the same composite. Therefore, the diagrams will have invariant meaning under deformation.

3.1 Graphs and Diagrams

These definitions follow and extend those of [7]. First, a *graph* (G, G_0) is defined to be a pair of a Hausdorff space G and a finite set of points G_0 (called *nodes*) in G such that $G - G_0$ is a one dimensional manifold. Connected components $e \in \pi_0(G - G_0)$ are called *edges*, and we let $G_1 = \pi_0(G - G_0)$ be the set of edges. For a node $n \in G_0$, its degree is defined to be

$$\deg n := \inf_{n \in U \in \Omega(G)} |\pi_0(U - \{n\})|,$$

the number of connected components within a sufficiently small open neighborhood U of n . A *graph with boundary* is a compact graph (G, G_0) together with a subset $\partial G \subseteq G_0$ of degree one nodes. From now on all graphs will have boundary.

We will ‘draw’ our graphs in rectangles in the plane. To prepare for this, let’s define some useful notions pertaining to rectangles. Define a *rectangle* to be a subset of the real plane \mathbb{R}^2 of the form $[a, b] \times [c, d]$ for $a < b$, $c < d$ real numbers. If R is a rectangle, define $\partial_v R := [a, b] \times \{c, d\}$ and $\partial_h R := \{a, b\} \times [c, d]$. Define vR to be $\{a\} \times [c, d]$ and hR to be $[a, b] \times \{c\}$ and let $p_v : R \rightarrow vR$ and $p_h : R \rightarrow hR$ be the projections respectively. For points x and y in a rectangle R , we’ll say that $x \geq_v y$ (read: x is above y) if $p_v(x) \geq p_v(y)$, and similarly $x \leq_h y$ (x is left of or before y) if $p_h(x) \leq p_h(y)$. (In general, if X is a space then we will denote its interior by $\text{int } X$).

Now we are ready to define the notion of a diagram.

Definition 3. Let $(G, G_0, \partial G)$ be a graph with boundary, and R a rectangle. A *vertical diagram* of G in R is an embedding $\varphi : G \rightarrow R$, differentiable when restricted to each edge, satisfying the following two properties:

1. $\varphi(\partial G) \subseteq \text{int } \partial_v R$, and if $\varphi(x) \in \partial R$, then $x \in \partial G$.
2. (Progressivity) For all edges $e \in G_1$, the composite $e \hookrightarrow G \xrightarrow{\varphi} R \xrightarrow{p_v} vR$ is injective.

The first condition ensures that boundary nodes of G fall on the boundary of R , and that G only intersects the boundary on these nodes. The second condition is called *progressivity*; it ensures that edges can never backtrack, and thereby excludes cycles. If $\varphi : G \rightarrow R$ is a vertical diagram, then we can orient the edges of G using the \geq_v relation. If n and m are nodes of G connected by e with $\varphi(n) \geq_v \varphi(m)$, then orient e so that $e : n \rightarrow m$. Now that the edges of G have been oriented, we can define the set $\text{in}_v(n)$ of incoming edges into the node n , and $\text{out}_v(n)$ of edges outgoing from

n . In fact, we can order the sets of incoming and outgoing edges from a node using the notion of regular levels.

Every $u \in vR$ (or, equivalently, every number between c and d) determines a horizontal line $hR \times \{u\}$, which we will identify with u so long as it doesn't cause confusion. If this line does not intersect any node of G , then u is called a *vertical regular level* of the diagram φ . For every node n , we can choose a vertical regular level u such that $u \geq_v n$. Then every edge of $e \in \text{in}_v(n)$ will hit u exactly once in a point x_e by progressivity. We can then order the edges e and f of $\text{in}_v(n)$ by $x_e \leq_h x_f$, the order they intersect u . Since φ is an embedding, this does not depend on the choice of regular level. Similarly, we can choose a regular level below n to order $\text{out}_v(n)$.

Finally, given a diagram $\varphi : G \rightarrow R$, we will define G_2 to be $\pi_0(R - \varphi(G))$ and call them *regions*. These will be interpreted as the objects of our double category. For every edge $e \in G_1$, define $\text{in}(e)$ to be the region containing a point x such that for some $p \in e$, $x \leq_h \varphi(p)$. Similarly, define $\text{out}(e)$ to be the region with a point x such that for some $p \in e$, $\varphi(p) \leq_h x$. These functions on edges are well defined because φ is an embedding and by progressivity.

All these definitions should be repeated, suitably transposed, for their corresponding *horizontal* notions. All that is needed is to replace v by h and h by v (and, take care, since \geq_v must be replaced by \leq_h and vice-versa).

3.2 Double Graphs and Double Diagrams

Now we come to the new definitions. A *double graph* $G = vG \cup hG$ is a pair of graphs $(vG, G_0, \partial_v G)$ and $(hG, G_0, \partial_h G)$ with the same set of nodes, but with disjoint boundaries $\partial_v G \cap \partial_h G = \emptyset$, called the vertical and horizontal graphs respectively. We'll define $\partial G = \partial_v G \cup \partial_h G$.

Definition 4. Let G be a double graph and R a rectangle. A *double diagram* of G in R is an embedding $\varphi : G \rightarrow R$ such that

1. The restriction $\varphi_v : vG \rightarrow R$ is a vertical diagram,
2. The restriction $\varphi_h : hG \rightarrow R$ is a horizontal diagram,
3. (Interpretability) For every node $n \in G_0 - \partial G$, there is a rectangle R_n which contains n in its interior and which satisfies the following conditions:
 - (a) R_n contains no nodes other than n .
 - (b) The only edges which intersect R_n are those incident to n , and each edge which intersects ∂R_n intersects it only once.
 - (c) A vertical edge which intersects R_n intersects ∂R_n only on its horizontal boundary. Similarly, a horizontal edge which intersects R_n intersects ∂R_n only on its vertical boundary.

The first two conditions ensure that φ is a diagram for both the horizontal and vertical graphs of G . The third condition ensures that double diagrams can be interpreted in a double category. In the traditional notation, this would amount to saying that if the boundary of a rectangle is made by laying out horizontal and vertical line segments, then when considering the half of the rectangle above or below the barycenter, no vertical line segment appears between two horizontal ones.

Definition 5. A *valuation* $\mu : \varphi \rightarrow \mathcal{D}$ of a double diagram $\varphi : G \rightarrow R$ in a double category \mathcal{D} is a bunch of functions

$$\begin{aligned}\mu &: G_2 \rightarrow \mathbf{ob} \mathcal{D} \\ \mu &: vG_1 \rightarrow \mathbf{ar}_v \mathcal{D} \\ \mu &: hG_1 \rightarrow \mathbf{ar}_h \mathcal{D} \\ \mu &: G_0 - \partial G \rightarrow 2\mathcal{D}\end{aligned}$$

where the sets on the right above are the objects, vertical arrows, horizontal arrows, and 2-cells of \mathcal{D} respectively. These are required to satisfy a bunch of coherence conditions that say that all the right things plug into all the right things. Specifically, if $n \in G_0$ and $\text{in}_v(n) = \{t_i\}$, $\text{out}_v(n) = \{b_i\}$, $\text{in}_h(n) = \{l_i\}$, and $\text{out}_h(n) = \{r_i\}$, then

$$\begin{array}{ccc} \mu(\text{in}(l_1)) & \xrightarrow{\mu l_1} \cdots \xrightarrow{\mu l_n} & \mu(\text{out}(l_n)) \\ \mu t_1 \downarrow & & \downarrow \mu b_1 \\ \vdots & \mu(n) & \vdots \\ \mu t_k \downarrow & & \downarrow \mu b_q \\ \mu(\text{in}(r_1)) & \xrightarrow{\mu r_1} \cdots \xrightarrow{\mu r_m} & \mu(\text{out}(r_m)) \end{array}$$

Around the node n , the diagram is the dual of the transpose of this square. The square above is called the *signature* of n .

If the valuation image of φ under the valuation μ can be composed in \mathcal{D} , then we call this composite $\mu(\varphi)$ the *value* of φ under μ . Though a valuation certainly gives a collection of 2-cells in \mathcal{D} , there is no guarantee that they are even compatible, much less composable. The compatible arrangements of 2-cells in a double category form rectangular tilings of rectangular regions of the plane. Since we have a rectangular region of the plane in mind, namely R , we will tile it and induce a valuation of this tiling. This will show that indeed μ gives us a compatible arrangement of double cells, and we may then inquire into its composability.

Our goal will be to show that values of double diagrams are invariant under deformation. Let's make that notion of deformation precise now, following [7].

Definition 6. Let G be a double graph. A deformation h between two double diagrams $\varphi, \phi : G \rightarrow R$ is a continuous function $h : G \times [0, 1] \rightarrow R$ such that

- $h(-, 0) = \varphi$ and $h(-, 1) = \phi$,
- For all $t \in [0, 1]$, $h(-, t) : G \rightarrow R$ is a double diagram.

It is easy to see that the incoming and outgoing edges or regions do not depend on the choice of t for a deformation, and that therefore valuations may be transported across deformations as well. If we have a valuation μ of $\varphi = h(-, 0)$, then we'll denote by μ as well the induced valuation at $h(-, t)$. It remains to show that if h deforms φ into ϕ , then the values $\mu(\varphi) = \mu(\phi)$ if they exist.

4 Proof of Correctness

In this section, we prove the correctness of our double diagrams.

4.1 Tilings and Decomposition

In order to show that values of double diagrams are invariant under deformation, we will show that double diagrams generate tilings that may be interpreted as a compatible arrangement of double cells (in the sense of [3]). Since, as Dawson and Pare showed in [3], the composites of compatible arrangements of double cells are unique if they exist, and since a suitably small deformation of a diagram will fit within the same tiling, our double diagrams will have unique values that are invariant under deformation.

Given a rectangle R in the plane, a tiling $T = \{R_i \mid i \in I\}$ of R is a finite set of rectangles whose union is the whole of R , $\bigcup_{i \in I} R_i = R$, and which only intersect on their boundaries, $R_i \cap R_j \subseteq \partial R_i \cap \partial R_j$ for $i \neq j$. If $\varphi : G \rightarrow R$ is a double diagram and T is a tiling of R , then T is said to be *admissible* for φ if φ restricts to a double diagram φ_i on each $R_i \in T$ in an obvious manner, and if each φ_i contains at most one node and one connected component of the image $\varphi(G)$. In particular, this means that no horizontal edge of φ can intersect a vertical edge of any R_i , and similarly for vertical edges.

If $\mu : \varphi \rightarrow \mathcal{D}$ is a valuation for φ and T is admissible for φ , then T describes a compatible arrangement of double cells in \mathcal{D} as follows:

- If the restriction φ_i has a node n_i , then R_i describes the double cell $\mu(n_i)$ with boundary given by

$$\begin{array}{ccc}
 \mu(\text{in}(l_1)) & \xrightarrow{\mu l_1} \dots \xrightarrow{\mu l_n} & \mu(\text{out}(l_n)) \\
 \mu t_1 \downarrow & & \downarrow \mu b_1 \\
 \vdots & \mu(n_i) & \vdots \\
 \mu t_k \downarrow & & \downarrow \mu b_q \\
 \mu(\text{in}(r_1)) & \xrightarrow{\mu r_1} \dots \xrightarrow{\mu r_m} & \mu(\text{out}(r_m))
 \end{array}$$

where $\text{in}_v(n_i) = \{t_i\}$, $\text{out}_v(n_i) = \{b_i\}$, $\text{in}_h(n_i) = \{l_i\}$, and $\text{out}_h(n_i) = \{r_i\}$ and the sequences of horizontal and vertical arrows denote their respective composites in \mathcal{D} .

- If the restriction φ_i has no node, then it must consist either of a single vertical or horizontal edge. In this case, R_i describes the identity double cell on that edge, with suitable boundary.

If the compatible arrangement of double cells described by T admits a composite, we will call this composite $\mu(T)$. By Theorem 1 of [3], $\mu(T)$ is unique, independent of the way in which the arrangement is composed. We would like to define $\mu(\varphi)$ to be $\mu(T)$ for an admissible tiling of φ , but to do this we must show that $\mu(\varphi)$ is independent of the particular tiling chosen.

Lemma 11. Let φ be a double diagram and μ a valuation for it. Suppose S and T are two admissible tilings for φ . Then $\mu(S) = \mu(T)$.

We will prove Lemma 11 by first showing that if S is a refinement of T , then they have the same value, and then by showing that if S and T are admissible, then their largest common refinement is also admissible. A tiling S is said to be a *refinement* of T if for all tiles T_i in T there is a set of tiles $X_i \subseteq S$ of S so that

$$\bigcup_{x \in X_i} x = T_i.$$

Lemma 12. If S and T are admissible tilings for φ , and S is a refinement of T , then $\mu(S) = \mu(T)$ for any valuation μ of φ .

Proof. We will show that for each tile $T_i \in T$, the value of the tiling X_i of T_i is the value of T_i : $\mu(X_i) = \mu(T_i)$. By the general associativity theorem of [3], it will follow that $\mu(S) = \mu(T)$.

There are two cases for T_i ; either it contains a node or it doesn't. If it doesn't contain a node, then it contains a single edge e and $\mu(T_i) = \mathbf{id}_{\mu(e)}$. For each $x \in X_i$, $\mu(x)$ is an identity 2-cell either of some region or of e . The composite of identities are the respective identities, so $\mu(X_i) = \mu(T_i)$.

If T_i does contain some node n , then exactly one $x \in X_i$ must also contain n . It follows that $\mu(x) = \mu(n) = \mu(T_i)$. All the other nodes $y \in X_i$ evaluate to some identity, so $\mu(X_i)$ then equals $\mu(T_i)$. \square

Finally, it remains to show that there is a common admissible refinement of any two admissible tilings. Any two tilings of a rectangle have a largest common refinement which is constructed by overlaying the two tilings.

Lemma 13. Let S and T be admissible tilings of φ . Then their largest common refinement $S\#T$ is also admissible.

Proof. To show that $S\#T$ is admissible for φ , we need to show that the restriction φ_i of φ to any $R_i \in S\#T$ is a double diagram. Note that φ_i can contain at most one node and at most one connected component of φ , since $R_i \subseteq S_i$ and S_i is admissible. It remains to show that (1) restricted to vG , φ_i is a vertical diagram, (2) restricted to hG , φ_i is a horizontal diagram, and (3) that φ_i is interpretable.

Let $R_i \in S\#T$. By construction, R_i is contained in exactly one rectangle $S_i \in S$ and $T_i \in T$. The sides of R_i are parts of the sides of S_i and T_i , and in particular the vertical boundary of R_i must be part of the vertical boundary of S_i and T_i , and similarly for the horizontal boundary. We are ready to show that φ_i satisfies the three conditions of Definition 4.

1. Since φ restricts to a vertical diagram on S_i and is therefore vertically progressive on S_i , and $R_i \subseteq S_i$, φ will remain vertically progressive. Since the sides of R_i are parts of the sides of S_i and T_i , the boundary nodes of the domain of φ_i must lie in one of the boundaries of S_i and T_i . Since S and T are admissible, this means that the boundary nodes must lie only on the vertical boundaries of S_i or T_i , and so must lie on the vertical boundary of R_i . Furthermore, if $\varphi_i(x) \in \partial R_i$, then it is also in ∂S_i or ∂T_i , and is therefore a boundary node of S_i or T_i and so a boundary node of R_i .
2. This condition may be shown to hold by the same argument as above, replacing “vertical” for “horizontal”.
3. This condition concerns interior nodes. If R_i does not contain an interior node, then it is trivially satisfied. If R_i contains n , then we will let $R_n = R_i$. Then, $R_n = R_i$ must contain only one node; otherwise, since $R_i \subseteq S_i$, S_i would contain more than one, contradicting the admissibility of S . Since each edge e which intersects R_i intersects S_i , it can intersect R_i only once. Since S_i contains only one connected component, e must be incident to n . Finally, if e is vertical then it must intersect S_i and T_i on a vertical side, and therefore R_i on a vertical side (which might be part of either S_i or T_i 's vertical sides). Similarly, if e is horizontal, it must intersect S_i and T_i on a horizontal side, and so R_i on a horizontal side.

□

Using these two lemmas, we can quickly prove Lemma 11

Proof of Lemma 11. By Lemma 13, the largest common refinement $S\#T$ of S and T is admissible. By applying Lemma 12 twice, we see that $\mu(S) = \mu(S\#T) = \mu(T)$, which was to be shown. □

Therefore, we can safely define the value $\mu(\varphi)$ of a double diagram to be $\mu(T)$ for some admissible tiling T of φ , knowing that $\mu(\varphi)$ is invariant under our choice of such a tiling. We are now ready to prove that the value of a double diagram is invariant under deformation, given the existence of admissible tilings.

Lemma 14. Let $h : G \times [0, 1] \rightarrow R$ be a deformation of double diagrams and μ a valuation of $h(-, 0)$. Suppose that the value $\mu(h(-, 0))$ exists. If for $t \in [0, 1]$, there is an admissible and composable tiling T_t for $h(-, t)$, then $\mu(h(-, t))$ exists and equals $\mu(h(-, 0))$.

Proof. Since $[0, 1]$ is connected, it will suffice to show that for all t sufficiently close to any chosen $t_0 \in [0, 1]$, $\mu(h(-, t))$ exists and equals $\mu(h(-, t_0))$.

Since h is a deformation, for fixed $t_0 \in [0, 1]$, we can transport the valuation μ from $h(-, 0)$ to $h(-, t_0)$. By hypothesis, there exists an admissible and composable tiling T for $h(-, t_0)$, and therefore $\mu(T)$ exists and equals $\mu(h(-, t_0))$. If t is suitably close to t_0 , then T will also be an admissible tiling for $h(-, t)$, and therefore $\mu(h(-, t)) = \mu(T) = \mu(h(-, t_0))$. □

It remains to show that there is an admissible and composable tiling for any diagram that describes a composable arrangement of double cells.

4.2 Every Diagram Admits an Admissible Tiling

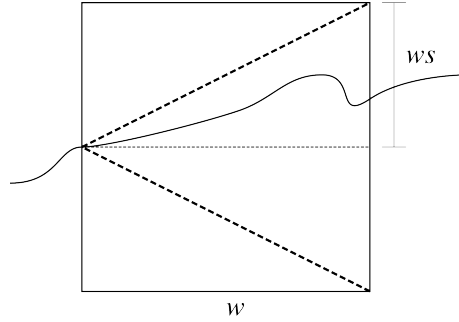
In this section we show that any double diagram $\varphi : G \rightarrow R$ admits an admissible tiling. By the conditions of a double category, each node n of φ comes equipped with a rectangle R_n only containing $\varphi(n)$ onto which φ restricts. We will then remove $\bigcup_{\text{nodes } n} \text{int } R_n$ from the original rectangle

R and work there. We will cover each edge of φ , restricted to $R - \bigcup_{\text{nodes } n} \text{int } R_n$, with an ϵ -tube so that no two tubes interact. Working within these tubes, we will tile each edge separately. Removing the interiors of these tiles, we are left to tile the empty portions of the diagram which can be done naively.

Choose neighborhoods R_n for each node n of φ so that the R_n do not intersect. On $R - \bigcup_{\text{nodes } n} \text{int } R_n$, each of the edges e of φ are disjoint since φ is an embedding. Therefore, since the edges are closed and do not intersect except at the nodes, there exists an $\epsilon > 0$ that each two sets $E_e = \{r \in R \mid d(p_i(r), p_i(e)) < \epsilon\}$ for $e \in hG_1$ and $i = h$ or $e \in vG_1$ with $i = v$ are disjoint. In other words, we surround each edge by a tube which contains all points vertically or horizontally (depending on the type of edge) within ϵ of the edge, in such a way that each two tubes are disjoint. We can then tile each edge separately within this ϵ -tube.

Lemma 15. If $e : [0, 1] \rightarrow \mathbb{R}^2$ is a horizontally (resp. vertically) progressive curve, an “edge”, and if $\epsilon > 0$, then $\text{im } e$ may be covered by rectangles within the ϵ -tube E_e , and $\text{im } e$ will only intersect these rectangles on their vertical (resp. horizontal) edges.

Proof. We will deal with the horizontal case; the vertical one follows by symmetry. Let $e(t) = (e_1(t), e_2(t))$, and let $s = |\sup \text{im } e'_2|$ be the largest slope of e as measured against the y -axis. If e enters a rectangle through the left vertical wall in the center, and the rectangle has width w , then the rectangle must have height less than $2ws$ if it is to force e to leave by the right vertical wall. The vertical distance from the center of the left vertical wall to the boundary of E_e is ϵ by construction, so ws must be less than ϵ for the rectangle to fit in E_e . Thus, we may choose $w = \frac{\epsilon}{2s}$.



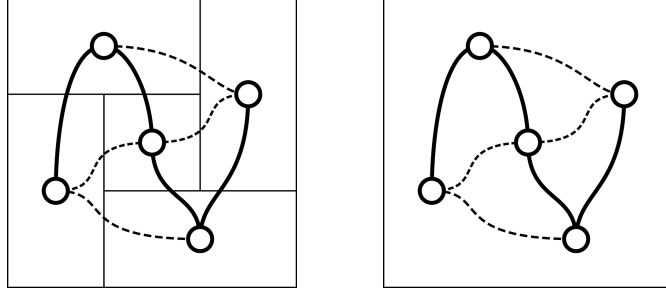
Then we may freely tile e with rectangles of width w and height ϵ by placing one at the leftmost point on e so that e enters at the center of the left vertical wall, and then placing the next so that again e enters at the center of the left vertical wall, and so on. When we get to the end, it is no problem to choose a smaller width, so we simply cut the rectangle down so that it fits width-wise. \square

Now, having tiled each edge, we may remove the interior of this tiling and consider the Rest of the diagram, which is left over. The Rest of the diagram is a finite collection of connected components containing no points of $\text{im } \varphi$, with rectilinear boundary. We may tile the Rest by extending the lines of its boundary until they intersect another boundary line; this divides each region into rectangles. Having done this, we will have tiled the whole diagram. We will denote this tiling of φ as T_φ . Since we have tiled φ , and since by Lemma 14 the value of φ (if it exists) depends only on T_φ , we are free to deform φ into ϕ so long as T_φ remains a tiling for ϕ .

4.3 Neat Diagrams and Composable Tilings

It remains to give conditions under which T_φ is composable. Since the pinwheel is the only obstruction to the composability of a tile-order, we will ask that φ lacks pinwheels. More precisely, we will ask that φ not have a *full pinwheel* as an induced subgraph (we allow merging of edges with the same endpoints). The full pinwheel is drawn below, both with the tiling and without. For

emphasis, the vertical edges are solid and the horizontal edges are dashed.



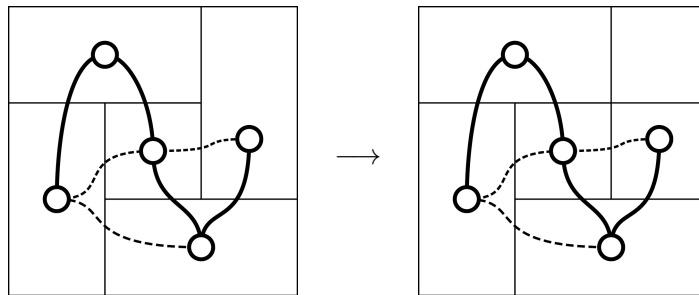
There is also a version of the pinwheel with opposite “orientation”. All results about pinwheels follow for both by symmetry.

Lemma 16. If φ does not have any induced full pinwheels, then T_φ is composable.

Proof. We will show that any pinwheels which arise in the construction of T_φ are inessential in the sense that they can be replaced without affecting the value of T_φ . We note that if any of the rectangles (excluding the central square) is divided in half along the line which bisects one of its edges, then the pinwheel may be composed. For that reason, it suffices to show that one of the outer rectangles of the pinwheel may be divided.

If φ does not have any induced full pinwheels, then if T_φ contains a pinwheel, it must be missing one of the connecting edges (otherwise, it would be full). We may assume, furthermore, that if the lines comprising the rectangles are extended, they do not intersect any node. If this occurs, we may perturb the diagram slightly so as to avoid it. We then consider two cases: first where the missing edge is an outer edge going between two outer rectangles, and second when it is an inner edge connecting an outer rectangle with the central square. Each particular instance of these two cases is the same as any other up to symmetry.

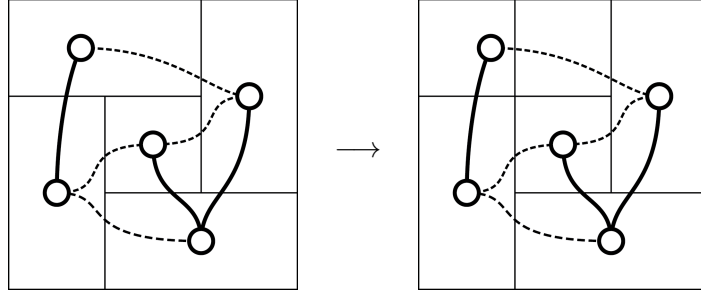
In the first case, suppose the missing edge would connect the upper two outer rectangles. The node in the upper right rectangle is either above or below the bisecting line. In the case that it is below, we may simply extend the bisecting line.



If the node is above the bisecting line, then we may deform φ so that it is below without leaving the tiling.

In the second case, suppose that the missing edge would connect the upper left rectangle to the center square. Either the node in the upper left rectangle is to the left or to the right of the

bisecting line. If it is to the left, we may simply extend the bisecting line, as shown here:



If the node is to the right of the bisecting line, then we may deform φ so that it lies to the left without leaving the tiling.

It is clear that in all the above cases, the value of the diagram has not changed. Since the only obstruction to the composability of a tiling is the pinwheel ([4]), and we have shown that we can cut each pinwheel so that it can be composed, the tiling is composable. \square

There is a more natural characterization of full-pinwheel-free double diagrams which we define by analogy to the notion with the same name in [4].

Definition 7. A double diagram $\varphi = (\varphi_1, \varphi_2) : G \rightarrow R$ is *neat* if for every $\epsilon > 0$, there exists a double diagram $\varphi_\epsilon : G \rightarrow R$ and a deformation h_ϵ of φ into φ_ϵ , such that

1. On each vertical edge $e \in vG_1$, $|\varphi'_1(x)| < \epsilon$ for all $x \in e$, and
2. on each horizontal edge $e \in hG_1$, $|\varphi'_2(x)| < \epsilon$ for all $x \in e$.

Intuitively, a diagram is neat if it may be deformed so that the vertical edges are within ϵ of actually being vertical, and similarly for the horizontal edges, for any desired $\epsilon > 0$. Nicely, these are precisely the diagrams that induce composable tilings. Any deformation of a neat diagram is also neat.

Lemma 17. A double diagram is neat if and only if it does not induce any full pinwheels.

Proof. It is routine to see that the pinwheel is not neat, so a neat diagram cannot induce a pinwheel. A proof of the other direction can be found as Theorem 1.2 in [4] for double diagrams whose edges are straight lines. We can always deform an induced diagram into one with straight lines. \square

Theorem 18 (Invariance of Value under Deformation). Let $h : G \times [0, 1] \rightarrow R$ be a deformation of double diagrams and μ a valuation of $h(-, 0)$. Suppose that $h(-, 0)$ is neat so that the value $\mu(h(-, 0))$ exists. Then $\mu(h(-, t))$ exists and equals $\mu(h(-, 0))$ for all t .



Proof. Since $h(-, 0)$ is neat, $h(-, t)$ is neat for all t . Therefore, by Lemma 17, each $h(-, t)$ does not induce any full pinwheels, and so by Lemma 16, $T_{h(-, t)}$ as defined above is composable. Then the hypotheses of Lemma 14 are satisfied, so the desired conclusion follows. \square


5 Equipment Diagrams

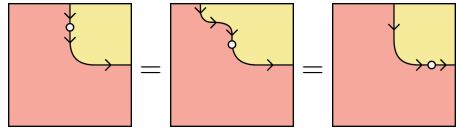
Now that we have seen that the value of a composable double diagram is invariant under deformation, we turn our attention to equipment diagrams. We will define these rigorously in Section 5.2, but first prepare ourselves informally.







Equipment diagrams differ from double diagrams in that they allow the bending of vertical edges left and right. Bending left and right correspond to moving to the companion or conjoint respectively, via a (co)unit, of a vertical arrow. In this section, we will show that value of an equipment diagram is invariant under deformation *up to the insertion of the correct (co)units*. It behooves us, then, to look more closely at the algebra of companions and conjoints in preparation for the definition and proof of invariance.

5.1 Companions, Conjoints, and Bends

In Section 1.2, we saw how nodes could be slid around bends in vertical wires through the definition of the conjoint (resp. companion) *mate*. That is, if we define the conjoint mate  of 




to be , then we can then slide beads around bends thanks to the following equations:



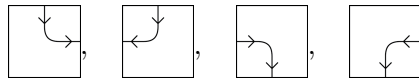
Although the same node appears on the same edges in both the left and right of this equation, they mean different things. If we had a value of  in mind then we can use it to evaluate  by the definition above, and if we had a value of  in mind we could use it to define  by bending in the other way. But the value of  and  are not equal in general; if one of the wires is not evaluated to an identity, then they won't even have the same signature and so can't be compared for equality. This situation is reflected generally in the Spider Lemma (Lemma 2).

Since a deformation of an equipment diagram can change the signature of the nodes, we can't simply transport a valuation across a deformation as we did for double diagrams. We have to keep track of the companion and conjoint (co)units to add in so that the Spider Lemma can hold. To make sure we know what the right (co)units to add are, we embark on a brief study of their algebra.

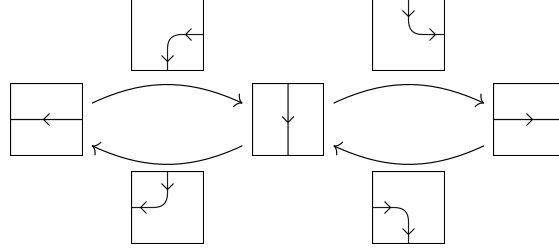
We consider the situation of a single vertical wire. This may have any of three orientations:

Down (arrow): , Right (conjoint): , and Left (companion): .

There are four bends which change direction:



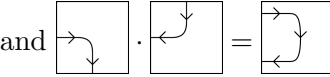
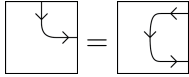
which are the respective units and counits. Note that each two of these bends may be composed along the edge in exactly one way (preserving the orientation of the edge). Therefore, we get the small category \mathcal{K} of possible composites shown below.



The kink identities make this category into a groupoid with $\begin{array}{|c|} \hline \curvearrowright \\ \hline \end{array}^{-1} = \begin{array}{|c|} \hline \curvearrowleft \\ \hline \end{array}$ and $\begin{array}{|c|} \hline \curvearrowleft \\ \hline \end{array}^{-1} =$

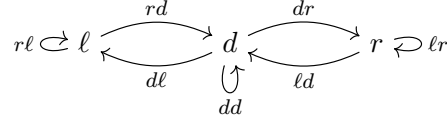


$\begin{array}{|c|} \hline \curvearrowright \\ \hline \end{array}$. We will write composition in diagrammatic order. Undrawn above are the composites



$\begin{array}{|c|} \hline \curvearrowright \\ \hline \end{array} \cdot \begin{array}{|c|} \hline \curvearrowleft \\ \hline \end{array} = \begin{array}{|c|} \hline \curvearrowright \\ \hline \end{array}$ and $\begin{array}{|c|} \hline \curvearrowleft \\ \hline \end{array} \cdot \begin{array}{|c|} \hline \curvearrowright \\ \hline \end{array} = \begin{array}{|c|} \hline \curvearrowleft \\ \hline \end{array}$. It is quick to verify that these and those drawn above are the only morphisms in \mathcal{K} . In terms of equipments, this means that a composite of (co)units of a vertical arrow must equal one of the bends described by a morphism in \mathcal{K} .

We will replace \mathcal{K} by an isomorphic groupoid that will be easier to refer to and reason with. The groupoid \mathcal{K}' will be generated by the data drawn below,



subject to the relations $(rd)^{-1} = (dl)$ and $(dr)^{-1} = (ld)$, with rl , dd and lr denoting the respective identities. The object labels are the three direction ℓ , d , and r seen as the objects of \mathcal{K} . The morphism labels come from watching the way the edge flows through the sides of the square, with both the top and bottom of the square labeled as d . If we further write $rr : \ell \rightarrow r$ and $\ell\ell : r \rightarrow \ell$ as the unique composites with those signatures respectively, then we can describe composition in \mathcal{K}' in a rather simple way.

For a direction $x \in \{\ell, d, r\}$, let \bar{x} be the opposite direction. That is, $\bar{d} = d$, $\bar{\ell} = r$, and $\bar{r} = \ell$. There is a unique morphism $x \rightarrow y$ in \mathcal{K}' and it is labeled $\bar{x}y$. Since $\bar{x}y \cdot \bar{y}z = \bar{x}z$, we see that composition in \mathcal{K} is given by the relations $y\bar{y} = ()$ on (suitable) words in $\{\ell, d, r\}$. We can package this reasoning into the following lemma.

Lemma 19. Let $(w_{i,1}w_{i,2})_{1 \leq i \leq k}$ be a sequence of two letter words in the alphabet $\{\ell, d, r\}$ so that $\overline{w_{i,2}} = w_{(i+1),1}$ for each $1 \leq i < k$. Then $w = \prod_i w_{i,1}w_{i,2}$ denotes a morphism in \mathcal{K} which equals $w_{1,1}w_{k,2}$.

Since \mathcal{K} and \mathcal{K}' are isomorphic, we will refer to the bends of \mathcal{K} by the labels in \mathcal{K}' , and equate the two groupoids without confusion. We now have the tools necessary to define and reason about equipment diagrams and their valuations.

5.2 Equipment Diagrams and Valuations

In the previous section, we saw how the value of an equipment diagram could change (in a structured way) through deformation. But in order to know how to compose the new value of a node with the correct (co)units, we need to know how its signature has changed from before the deformation. Therefore, the data of an equipment diagram must contain the signatures of its nodes. For this reason, we will consider the rectangles R_n which surround each node to be part of the *structure* of an equipment diagram; embeddings with a different choice of node-rectangles will yield different diagrams.

Definition 8. An *equipment diagram* is a pair (φ, \mathcal{R}) of an embedding $\varphi : G \rightarrow R$ together with a choice \mathcal{R} of rectangles $R_n \subseteq R$ for each node $n \in G_0 - \partial G$ such that

1. $\varphi_h : hG \rightarrow R$ is a horizontal diagram,
2. $\varphi_v : vG \rightarrow R$ satisfies the following conditions:
 - (a) $\varphi(\partial vG) \subseteq \text{int } \partial R$, and
 - (b) For all edges $e \in vG_1$, if $t_0 < t_1$ and $e(t_0) =_h e(t_1)$, then $e(t_0) <_v e(t_1)$, and
 - (c) For all edges $e \in vG_1$, if $e(0)$ or $e(1)$ is in ∂R , but they are not on opposing vertical boundaries of R in $\partial_v R$, then $e(0) <_v e(1)$.
3. The rectangles $R_n \in \mathcal{R}$ contain n in their interior, and satisfy the following.
 - (a) R_n contains no nodes other than n .
 - (b) R_n contains a single connected component of the image of φ .
 - (c) Restricted to R_n , φ satisfies conditions (1) and (2) above.

The progressivity of the vertical diagram φ_v has been replaced by two conditions ensuring that the vertical edges never flow upwards. The condition 2b ensures, in particular, that an edge may never fully loop around a node, and 2c ensures that a vertical edge may never ‘flow upwards’. As with double diagrams, the third condition ensures that equipment diagrams may be interpreted in an equipment by making the signature well defined.

It will be useful to know the direction of flow of a vertical edge e through a rectangle $S \subseteq R$. First, we will label the sides of any rectangle with flow directions $\{\ell, d, r\}$ with the top and bottom sides being labeled d and the left and right sides being labeled ℓ and r respectively. We may then make the following definition.

Definition 9. Let $(\varphi : G \rightarrow R, \mathcal{R})$ be an equipment diagram, let $S \subseteq R$ be a rectangle, and let e be a vertical edge which intersects S . Then the *direction of flow of e within S* , $d_{\varphi|S}(e) \in \mathcal{K}$ (or $d_S(e)$ when φ is apparent), is $d_{\varphi|S}^0(e)d_{\varphi|S}^1(e)$ for $d_{\varphi|S}^i(e) \in \{\ell, d, r\}$ where

- if S contains no node, then $d_{\varphi|S}^0(e)$ is the side through which e enters S , and $d_{\varphi|S}^1(e)$ is the side through which e leaves S ,
- if S contains a node n and $e(0) = n$, then $d_{\varphi|S}^1(e)$ is the side through which e leaves S and $d_{\varphi|S}^0(e) = \overline{d_{\varphi|S}^1(e)}$, and

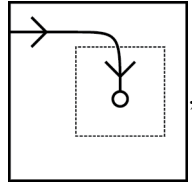
- if S contains a node n and $e(1) = n$, then $d_{\varphi|S}^0(e)$ is the side through which e enters S and $d_{\varphi|S}^1(e) = \overline{d_{\varphi|S}^0(e)}$.

The direction of flow $d_{\varphi|S}(e)$ is the direction that e is flowing through S if it contained at most a single bend within S . Note that if S contains a node, then e is considered to be unbent in S .

We can now define the signature of a node n in (φ, \mathcal{R}) much as we did in the case of double diagrams, but keeping track of the possibility that vertical edges may be flowing horizontally into n . That is, we define the vertical and horizontal inputs and outputs of n to be the set of edges intersecting the respective sides of R_n , ordered left to right and top to bottom. This time, however, vertical edges e may enter or leave through the vertical boundary of R_n . Since R_n is a rectangle containing a node, we see that $d_{\varphi|R_n}(e)$ is an identity arrow of \mathcal{K} for any vertical e . In the sets of inputs and outputs, we put in the companion ($r\ell$), arrow (dd), or conjoint (ℓr) of e according to $d_{\varphi|R_n}(e)$.

A *valuation* μ for an equipment diagram (φ, \mathcal{R}) is a collection of functions assigning the parts of φ to objects, arrows, and cells in an equipment \mathcal{E} so that the signature of the value of a node consists of the values of its signature (as was the case with valuations of double diagrams). We would like to define the composite of the images of nodes of μ to be the *value* $\mu(\varphi, \mathcal{R})$, but as before there is no guarantee that the image denotes a compatible arrangement in \mathcal{E} . In fact, this time the situation is worse, since vertical edges may bend as they move between nodes, meaning that we will need to add in the correct (co)unit of the conjunction/companionship. To do this, we will again turn to tilings. But first we must discuss the way valuations change under a change in choice of node-rectangles.

As discussed in 5.1, if we know the value of a node with a vertical edge in a particular position in its signature, then we can deduce the value of the node with that vertical edge in a different position in its signature via the Spider Lemma. Since the choice \mathcal{R} of node-rectangles in an equipment (φ, \mathcal{R}) encodes the desired “original signature” of the nodes of φ , a change in choice of node-rectangles should induce a structured change in valuation. Consider, as a paradigmatic example, the simple equipment diagram



where the node is n , then edge is e , the outer rectangle is R_n , and the inner rectangle is S_n . Suppose we have a valuation μ of (φ, \mathcal{R}) , and we are attempting to deduce a valuation $\mu_S^{\mathcal{R}}$ of (φ, \mathcal{S}) . Then we know the value $\mu(n)$ of n where e is considered to enter it from left as a conjoint; that is, $d_{R_n}(e) = \ell r$. But e enters n from the top in S_n , $d_{S_n}(e) = dd$, so it will appear as an arrow in this signature. The bend in the picture, which turns the rightward flowing e in R_n into a downward flowing e in S_n , is $\ell d = d_{R_n}^0(e) \overline{d_{S_n}^0(e)}$, flowing from the direction e enters R_n to the direction opposite that from which e enters S_n . In order to satisfy the Spider Lemma, $\mu_S^{\mathcal{R}}(n)$ must therefore involve the opposite bend, so that the composite of the two will equal $\mu(n)$. We formalize this now.

Definition 10. Let n be a node in G , e a vertical edge incident to it, and let $(\varphi : G \rightarrow R, \mathcal{R})$ and (φ, \mathcal{S}) be equipment diagrams. The *bend in e from R_n to S_n* , $\Delta_{S_n}^{R_n}(e)$, is defined to be

- $d_{R_n}^0(e) \overline{d_{S_n}^0(e)}$ if $e(1) = n$, or
- $\overline{d_{S_n}^1(e)} d_{R_n}^1(e)$ if $e(0) = n$.

Note that $\Delta_{R_n}^{R_n}(e) = d_{R_n}(e)$.

As before, a *deformation* h of an equipment diagram $(\varphi : G \rightarrow R, \mathcal{R})$ into $(\phi : G \rightarrow R, \mathcal{S})$ is a continuous function $h : G \times [0, 1] \rightarrow R$ for which $h(-, 0) = \varphi$, $h(-, 1) = \phi$, and $h(-, t)$ is an equipment diagram for all t . We do not ask that the choice of node-rectangles vary continuously in t . This means that the constant function at φ may be considered a deformation from (φ, \mathcal{R}) to (φ, \mathcal{S}) for any suitable \mathcal{R} and \mathcal{S} .

Definition 11. Let n be a node in G , let $(\varphi : G \rightarrow R, \mathcal{R})$ and $(\phi : G \rightarrow R, \mathcal{S})$ be equipment diagrams, and let h be a deformation from φ to ϕ . Given a valuation μ of (φ, \mathcal{R}) , the *induced valuation* $\mu_{\mathcal{S}}^{\mathcal{R}}$ of (ϕ, \mathcal{S}) is equal to μ on all regions and edges, but at each node n is defined to be $\mu(n)$ composed with $(\Delta_{S_n}^{R_n}(e))^{-1}$ for all vertical edges e incident to n .

That the composite involved in defining $\mu_{\mathcal{S}}^{\mathcal{R}}(n)$ exists can be shown by a routine combinatorial argument on n 's signature, and its uniqueness can be deduced from the general associativity of composition. Note that the constant function at φ is always a deformation from φ to itself, that a deformation may be reversed, and that deformations from φ to ϕ and from ϕ to ψ may be concatenated into a deformation from φ to ψ .

Lemma 20. Let $(\varphi, \mathcal{R}) \xrightarrow{h} (\phi, \mathcal{T}) \xrightarrow{h'} (\psi, \mathcal{S})$ be a chain of equipment diagram deformations, and let μ be a valuation of (φ, \mathcal{R}) . Then

1. $\mu_{\mathcal{R}}^{\mathcal{R}} = \mu$,
2. $(\mu_{\mathcal{T}}^{\mathcal{R}})^{\mathcal{T}}_{\mathcal{S}} = \mu_{\mathcal{S}}^{\mathcal{R}}$, and
3. $(\mu_{\mathcal{T}}^{\mathcal{R}})^{\mathcal{T}}_{\mathcal{R}} = \mu$.

Proof. Equation (3) follows immediately from (1) and (2). Equation (1) holds because $\mu_{\mathcal{R}}^{\mathcal{R}}(n)$ is $\mu(n)$ composed with $(\Delta_{R_n}^{R_n}(e))^{-1} = d_{R_n}(e)^{-1}$ for vertical edges e incident to n ; by construction $d_{R_n}(e)$ corresponds to an identity 2-cell, and so does not change the value of $\mu(n)$. Now we turn to Equation (3).

Recall that $\mu_{\mathcal{T}}^{\mathcal{R}}(n)$ is $\mu(n)$ composed with $(\Delta_{T_n}^{R_n}(e))^{-1}$, and $(\mu_{\mathcal{T}}^{\mathcal{R}})^{\mathcal{T}}_{\mathcal{S}}(n)$ is $\mu_{\mathcal{T}}^{\mathcal{R}}(n)$ composed with $(\Delta_{S_n}^{T_n}(e))^{-1}$ for the vertical edges e incident to n . Consider, without loss of generality, the edges e for which $e(1) = n$. Then $(\Delta_{T_n}^{R_n}(e))^{-1} = d_{T_n}^0(e) \overline{d_{R_n}^0(e)}$ and $(\Delta_{S_n}^{T_n}(e))^{-1} = d_{S_n}^0(e) \overline{d_{T_n}^0(e)}$, so their composite in $(\mu_{\mathcal{T}}^{\mathcal{R}})^{\mathcal{T}}_{\mathcal{S}}(n)$ will be

$$d_{S_n}^0(e) \overline{d_{T_n}^0(e)} d_{T_n}^0(e) \overline{d_{R_n}^0(e)} = d_{S_n}^0(e) \overline{d_{R_n}^0(e)} = (\Delta_{S_n}^{R_n}(e))^{-1}.$$

But $(\Delta_{S_n}^{R_n}(e))^{-1}$ is precisely what $\mu(n)$ is composed with to get $\mu_{\mathcal{S}}^{\mathcal{R}}(n)$. So, $(\mu_{\mathcal{T}}^{\mathcal{R}})^{\mathcal{T}}_{\mathcal{S}} = \mu_{\mathcal{S}}^{\mathcal{R}}$. \square

We seek to show that the value of equipment diagrams is invariant under deformation in the sense that $\mu(\varphi, \mathcal{R}) = \mu_{\mathcal{S}}^{\mathcal{R}}(\phi, \mathcal{S})$ when there is a deformation of φ into ϕ .

6 Tiling and Invariance

In this section, we will define admissible tilings for equipment diagrams, and show that all admissible tilings of an equipment diagram have the same value. We proceed in much the same way as in Section 4.1.

An admissible tiling T of an equipment diagram (φ, R_n) is tiling for which φ restricts to an equipment diagram φ_i on each tile T_i , and for which each tile contains at most one node and connected component of φ . We further require that if T_i contains a node n , then the node-rectangle around n in φ_i is T_i itself. If $\mathcal{T} \subseteq T$ denotes the set of tiles which contain nodes, then this condition ensures that (φ, \mathcal{T}) is also an equipment diagram.

Construction 21. There exists an admissible tiling T_φ for any equipment diagram (φ, \mathcal{R}) .

Proof. The tiling may be constructed as in Section 4.2, but with even less care taken for vertical edges. Namely, we construct T_φ by adding in the rectangles $R_n \in \mathcal{R}$, together with the tiling of each horizontal edge according to the proscription in Section 4.2. We will then tile the vertical edges in a similar way, add those to T_φ , and then tile the rest naively and add those tiles as well.

To tile a vertical edge e on $R - \bigcup \text{int } R_n$, first surround e with a tube of diameter $\epsilon > 0$ so that it avoids all other tubes around all other edges (vertical or horizontal). Then, moving along the orientation of e , we will place a rectangular tile within this ϵ -tube. Restricted to one such tile, φ clearly satisfies conditions (1) (since there are no horizontal edges), (3) (there are no nodes), and (2a) and (2b) (since φ satisfies these). The only nontrivial condition to satisfy is (2c), which, since there are no nodes, means that we must place tiles so that $e(0)$ and $e(1)$ are on opposite vertical sides or $e(0) <_v e(1)$ when restricted to a tile.

Note that by condition (2b) of φ , if e intersects enters and exist one of our tiles through the same vertical boundary, then we must have $e(0) <_v e(1)$ restricted to that tile. Therefore, the only constraint we must satisfy is that e can never leave through the top side of a tile, or equivalently, can never enter through the bottom. So we will tile e naively, and then adjust our tiling to match this constraint.

Tile e naively by placing a rectangle in the ϵ -tube around e that does not overlap with any other rectangles already placed and only contains a single connected component of e . These tiles are ordered by the ordering on e . Note that this tiling begins at a node-rectangle and ends at one as well, so e cannot enter the first tile through the bottom (it would have to leave the node-rectangle through the top) or leave the last tile through the top. Therefore, the problematic tiles will be bookended by pairs of tiles, one which e enters through a valid side but leaves through the top, and one which e enters from the bottom but leaves through a valid side. Let T_i be a tile which e leaves through the top, but enters through a side that is not the bottom. Let T_j be the next tile in the tilings which e exits through side which is not the top. Therefore, e must enter T_k through the bottom and leave through the top for all $i < k < j$. By (2b) and continuity, if $e(t_0)$ is in T_k then for all $t > t_0$, $e(t) >_h e(t_0)$ or $e(t) <_h e(t_0)$ in T_k . Therefore, e may be tiled within T_k by a number of tiles, each of which e flows left to right or right to left through, except for the first, which e enters through the bottom, and last, which e leaves through the top.

Having done this to each T_k , we may restrict ourselves to problem-pairs (T_i, T_j) where $j = i + 1$. Let T' be the rectangle formed by extruding the intersection of the top side of T_i with the bottom side of T_j downwards to the bottom of T_i and upwards to the top of T_j . Since e enters T_i through a valid side, and since by construction T_j only contains one connected component of e , e cannot enter T' through the bottom or top, and therefore must enter through the left or right, which is

valid. Likewise, since e leaves T_j validly, and T_i contains only one connected component of e , e cannot leave T' through the top or bottom, and so must left or right, which is valid. Replace T_i by $T_i - T'$ and T_j by $T_j - T'$, and add T' into the tiling. Having done this for all problem pairs, we are left with an admissible tiling of e . \square

If $\mu : \varphi \rightarrow \mathcal{E}$ is a valuation for (φ, \mathcal{R}) , and T an admissible tiling, then T denotes a compatible arrangement of 2-cells in \mathcal{E} as follows:

- If the restriction φ_i contains the node n , then T_i denotes the double cell $\mu_{\mathcal{T}}^{\mathcal{R}}(n)$.
- If the restriction φ_i has no node, then it either contains a single edge or no edge. If it contains no edge, then it denotes the identity on the value of the region contained within it. If it contains a horizontal edge, then it denotes the identity on its value. If it contains a vertical edge e then it denotes (co)unit of the value of e corresponding to $d_{\varphi|T_i}(e) \in \mathcal{K}$.

Since every compatible arrangement of cells in an equipment is composable (pinwheels may always be avoided by bending), the arrangement denoted by T has a composite which we will denote $\mu(T)$. Note that by definition, $\mu(T) = \mu_{\mathcal{T}}^{\mathcal{R}}(T)$. As before, we would like to define $\mu(\varphi, \mathcal{R})$ to be $\mu(T)$ for an admissible tiling T , but we need to show that $\mu(\varphi)$ is invariant under choices of such tilings. We will therefore prove an analogue of Lemma 11 in an analogous way.

Lemma 22. Let φ be an equipment diagram and μ a valuation for φ . If S and T are admissible diagrams for φ , then $\mu(S) = \mu(T)$.

We will prove this using a few helper lemmas.

Lemma 23. If S and T are admissible tilings for an equipment diagram (φ, \mathcal{R}) , and S is a refinement of T , then $\mu(S) = \mu(T)$ for any valuation μ of φ .

Proof. We will show that $(\mu_{\mathcal{T}}^{\mathcal{R}})^{\mathcal{T}}_S(S) = \mu_{\mathcal{T}}^{\mathcal{R}}(T)$. Then, by Lemma 20,

$$\mu(S) = \mu_S^{\mathcal{R}}(S) = (\mu_{\mathcal{T}}^{\mathcal{R}})^{\mathcal{T}}_S(S) = \mu_{\mathcal{T}}^{\mathcal{R}}(T) = \mu(T).$$

Let T_i be a tile of T and let $X \subseteq S$ be the set of tiles dividing it in S . We will show that $(\mu_{\mathcal{T}}^{\mathcal{R}})^{\mathcal{T}}_S(X) = \mu_{\mathcal{T}}^{\mathcal{R}}(T_i)$, from which it will follow that $(\mu_{\mathcal{T}}^{\mathcal{R}})^{\mathcal{T}}_S(S) = \mu_{\mathcal{T}}^{\mathcal{R}}(T)$.

Either T_i contains a node or it does not. Suppose it does not. If it is empty, then the valuations $(\mu_{\mathcal{T}}^{\mathcal{R}})^{\mathcal{T}}_S$ and $\mu_{\mathcal{T}}^{\mathcal{R}}$ are both equal to μ on T_i . Since T_i is empty, all the $x \in X$ are similarly empty, and they evaluate to the identity of the region contained in T_i . A composite of identities is an identity, so their composite value will equal the identity of the region contained in T_i , which is the value of T_i .

If T_i contains a horizontal edge e , then similarly the valuations $(\mu_{\mathcal{T}}^{\mathcal{R}})^{\mathcal{T}}_S$ and $\mu_{\mathcal{T}}^{\mathcal{R}}$ are both equal to μ on T_i . There is then some $x \in X$ which also intersects e and $\mu(x)$ will be the identity on $\mu(e)$. All other tiles in X evaluate either to the identity of a region or to the identity of e , so $(\mu_{\mathcal{T}}^{\mathcal{R}})^{\mathcal{T}}_S(X) = \mu(e) = \mu_{\mathcal{T}}^{\mathcal{R}}(T_i)$.

Suppose T_i contains a vertical edge e so that $\mu_{\mathcal{T}}^{\mathcal{R}}(T_i)$ is the (co)unit on $\mu(e)$ given by $d_{T_i}(e)$. The tiles of X that e intersects as it winds through T_i may be organized into a sequence $(\sigma_j)_{1 \leq j \leq k}$ according to the ordering on e . Note that $d_{\sigma_1}^0(e) = d_{T_i}^0(e)$ and $d_{\sigma_k}^1(e) = d_{T_i}^1(e)$. If e leaves σ_j on side

x , it must enter σ_{j+1} on side \bar{x} . For this reason, the directions $d_{\sigma_j}(e)$ form a composable sequence in \mathcal{K} , and so by Lemma 19, their composite equals

$$d_{\sigma_1}^0(e)d_{\sigma_k}^1(e) = d_{T_i}^0(e)d_{T_i}^1(e) = d_{T_i}(e).$$

Since all other tiles in X are identities, the total composite $(\mu_{\mathcal{T}}^{\mathcal{R}})^{\mathcal{T}}_S(X)$ will equal the (co)unit on $\mu(e)$ given by $d_{T_i}(e)$, which is $\mu_{\mathcal{T}}^{\mathcal{R}}(T_i)$.

Suppose that T_i contains a node n . Let $S_n \in X$ be the tile which also contains n . Horizontal edges and blank tiles in X will contribute only identities which are the same in both valuations, so their contribution can safely be ignored. Suppose, without loss of generality, that e is a vertical edge incident to n with $e(1) = n$. Then $(\mu_{\mathcal{T}}^{\mathcal{R}})^{\mathcal{T}}_S(S_n) = (\mu_{\mathcal{T}}^{\mathcal{R}})^{\mathcal{T}}_S(n)$ involves the composite of $\mu_{\mathcal{T}}^{\mathcal{R}}(n)$ with $(\Delta_{S_n}^{T_n}(e))^{-1} = d_{S_n}^0(e)\overline{d_{T_i}^0(e)}$. Consider the sequence $(\sigma_j)_{1 \leq j \leq k} \subseteq X - \{S_n\}$ though which e winds as it makes its way from the boundary of T_i to the boundary of S_n . By an argument similar to that above, the composite of the values of the cells (σ_j) will equal $d_{T_i}^0(e)\overline{d_{S_n}^0(e)}$. The full composite in $(\mu_{\mathcal{T}}^{\mathcal{R}})^{\mathcal{T}}_S(X)$ then includes the composite

$$d_{T_i}^0(e)\overline{d_{S_n}^0(e)}d_{S_n}^0(e)\overline{d_{T_i}^0(e)} = d_{T_i}^0(e)\overline{d_{T_i}^0(e)} = d_{T_i}(e).$$

The latter precisely the value of e in $\mu_{\mathcal{T}}^{\mathcal{R}}(T_i)$, so in total, $(\mu_{\mathcal{T}}^{\mathcal{R}})^{\mathcal{T}}_S(X) = \mu_{\mathcal{T}}^{\mathcal{R}}(T_i)$. \square

Lemma 24. Let S and T be admissible tilings of an equipment diagram (φ, \mathcal{R}) . Then their largest common refinement $S \# T$ is also admissible.

Proof. We recall that the sides of a tile $X \in S \# T$ are contained in sides of two tiles $S_i \in S$ and T_i and T . There at least two sides of S are We will show that φ restricts to an equipment diagram on X .

1. The horizontal restriction φ_h is a horizontal diagram because it is for S_i and T_i .
2. Condition (a) is satisfied because of the definition of the boundary and because it is satisfied for S_i and T_i . Condition (b) is satisfied because it is satisfied for S_i and T_i . Condition (c) is satisfied for all edges which intersect only the boundaries of S_i or T_i , or a node, since S_i and T_i satisfy this condition. If e has, without loss of generality, $e(0)$ on a side of S_i and $e(1)$ on a side of T_i which are distinct in X , $e(0)$ must be on one of the top 3 sides of S_i and $e(1)$ on the bottom 3 sides of T_i . If $e(0)$ is on the top of S_i then it is on the top of X , and the condition is satisfied; similarly, if $e(1)$ is on the bottom of T_i then it is on the bottom of X and the condition is satisfied. If neither of these cases hold, then they are on opposite vertical boundaries of X and the condition does not apply.
3. Since the node-rectangle of a node in X (if there is one) is X itself, the conditions are satisfied by the discussion above. For good measure, note that since $X \subseteq S_i$, if X contains a node n then S_i does as well, and therefore all edges which intersect X also intersect S_i and are then incident to n .

\square

We can now prove Lemma 22.

Proof of Lemma 22. By Lemma 24, the largest common refinement $S\#T$ of S and T is admissible. By Lemma 23, $\mu(S) = \mu(S\#T)$ and $\mu(T) = \mu(S\#T)$. So $\mu(S) = \mu(T)$. \square

Finally, we can prove that the value of an equipment diagram is invariant under deformation.

Theorem 25 (Invariance Under Deformation). Let $(\varphi, \mathcal{R}) \xrightarrow{h} (\phi, \mathcal{S})$ be a deformation of equipment diagrams, and let μ be a valuation of (φ, \mathcal{R}) . Then

$$\mu(\varphi, \mathcal{R}) = \mu_S^{\mathcal{R}}(\phi, \mathcal{S}).$$

Proof. By compactness, we may choose $(t_i)_{1 \leq i \leq k} \subseteq [0, 1]$ such that $t_1 = 0$, $t_k = 1$, and $T_{h(-, t_i)}$ is an admissible tiling for $h(-, t_{i+1})$. Let $\varphi_i = h(-, t_i)$ and let \mathcal{R}_i denote the choice of node-rectangles for φ_i . Note that $\mu_{\mathcal{R}_i}^{\mathcal{R}}$ is the valuation induced by μ on φ_i , and that $\mu_{\mathcal{R}_i}^{\mathcal{R}}(\varphi_i, \mathcal{R}_i) = \mu_{\mathcal{R}_i}^{\mathcal{R}}(T_{\varphi_i})$ by definition. Since T_{φ_i} is an admissible tiling for φ_{i+1} , $\mu_{\mathcal{R}_{i+1}}^{\mathcal{R}}(\varphi_{i+1}, \mathcal{R}_{i+1}) = \mu_{\mathcal{R}_{i+1}}^{\mathcal{R}}(T_i)$ by Lemma 22. Then

$$\begin{aligned} \mu_{\mathcal{R}_i}^{\mathcal{R}}(\varphi_i, \mathcal{R}_i) &= \mu_{\mathcal{R}_i}^{\mathcal{R}}(T_{\varphi_i}) \\ &= (\mu_{\mathcal{R}_i}^{\mathcal{R}})_{\mathcal{T}_{\varphi_i}}^{\mathcal{R}_i}(T_{\varphi_i}) && \text{by the definition of } \mu_{\mathcal{R}_i}^{\mathcal{R}}(T_{\varphi_i}) \\ &= \mu_{\mathcal{T}_{\varphi_i}}^{\mathcal{R}}(T_{\varphi_i}) && \text{by Lemma 20} \\ &= \left(\mu_{\mathcal{R}_{i+1}}^{\mathcal{R}} \right)_{\mathcal{T}_{\varphi_i}}^{\mathcal{R}_{i+1}}(T_{\varphi_i}) && \text{by Lemma 20} \\ &= \mu_{\mathcal{R}_{i+1}}^{\mathcal{R}}(T_{\varphi_i}) && \text{by the definition of } \mu_{\mathcal{R}_{i+1}}^{\mathcal{R}}(T_{\varphi_i}) \\ &= \mu_{\mathcal{R}_{i+1}}^{\mathcal{R}}(\varphi_{i+1}, \mathcal{R}_{i+1}) && \text{for all } i. \end{aligned}$$

Therefore,

$$\mu(\varphi, \mathcal{R}) = \mu_{\mathcal{R}_1}^{\mathcal{R}}(\varphi_1, \mathcal{R}_1) = \mu_{\mathcal{R}_k}^{\mathcal{R}}(\varphi_k, \mathcal{R}_k) = \mu_S^{\mathcal{R}}(\phi, \mathcal{S}).$$

\square

References

- [1] R. Bruni, J. Meseguer, and U. Montanari. Process and term tile logic. Technical report, 1998.
- [2] G. S. H. Cruttwell and M. A. Shulman. A unified framework for generalized multicategories. *ArXiv e-prints*, July 2009.
- [3] Pare Robert Dawson, Robert. General associativity and general composition for double categories. *Cahiers de Topologie et Gomtrie Diffrentielle Catgoriques*, 34(1):57–79, 1993. URL <http://eudml.org/doc/91515>.
- [4] Robert Dawson. A forbidden-suborder characterization of binarily-composable diagrams in double categories. *Theory and Applications of Categories [electronic only]*, 1:146–155, 1995. URL <http://eudml.org/doc/119046>.
- [5] T. M. Fiore. Pseudo Algebras and Pseudo Double Categories. *ArXiv Mathematics e-prints*, August 2006.
- [6] P. Gabriel and M. Zisman. *Calculus of fractions and homotopy theory*. Ergebnisse der Mathematik und ihrer Grenzgebiete. Springer-Verlag, 1967.
- [7] Andr Joyal and Ross Street. The geometry of tensor calculus, i. *Advances in Mathematics*, 88(1):55 – 112, 1991. ISSN 0001-8708. doi: [http://dx.doi.org/10.1016/0001-8708\(91\)90003-P](http://dx.doi.org/10.1016/0001-8708(91)90003-P). URL <http://www.sciencedirect.com/science/article/pii/000187089190003P>.
- [8] M. Kelly. Doctrinal adjunction. *Lecture Notes in Mathematics*, 420, 1974.
- [9] F. William Lawvere. Metric spaces, generalized logic, and closed categories. *Rendiconti del Seminario Matematico e Fisico di Milano*, 43(1):135–166, 1973. ISSN 1424-9294. doi: 10.1007/BF02924844. URL <http://dx.doi.org/10.1007/BF02924844>.
- [10] nLab. 2-category equipped with proarrows. <https://ncatlab.org/nlab/show/2-category+equipped+with+proarrows>. Version: 31.
- [11] M. Shulman. Enriched indexed categories. *Theory and Applications of Categories*, 28(21): 616–695, 2013.
- [12] Ross Street. Enriched categories and cohomology. *Quaestiones Mathematicae*, 6(1-3):265–283, 1983. doi: 10.1080/16073606.1983.9632304. URL <http://dx.doi.org/10.1080/16073606.1983.9632304>.
- [13] R. J. Wood. Abstract proarrows i. *Cahiers de Topologie et Gomtrie Diffrentielle Catgoriques*, 23(3):279–290, 1982. URL <http://eudml.org/doc/91304>.