

Form factors and differential distributions in rare radiative leptonic B-decays

Anastasiia Kozachuk^{1,2,a} and Nikolai Nikitin^{1,2,3,4}

¹*D. V. Skobeltsyn Institute of Nuclear Physics, M. V. Lomonosov Moscow State University, 119991, Moscow, Russia*

²*M. V. Lomonosov Moscow State University, Faculty of Physics, 119991 Moscow, Russia*

³*A. I. Alikhanov Institute for Theoretical and Experimental Physics, 117218 Moscow, Russia*

⁴*National Research Nuclear University MEPhI, 115409 Moscow, Russia*

Abstract. We study rare radiative leptonic decays $B_{(s)} \rightarrow e^+e^-\gamma$ and $B_{(s)} \rightarrow \mu^+\mu^-\gamma$ within relativistic quark model. In addition to previous analysis we give the estimations of the branching ratios for four values of the minimal photon energy, which correspond to photon selection criteria of the Belle and LHCb detectors. We find out that the branching ratios only slightly change. The highest values corresponding to $E_{min}^\gamma = 80\text{MeV}$ are $\mathcal{B}(B_s^0 \rightarrow e^+e^-\gamma) = 18.5 \times 10^{-9}$ and $\mathcal{B}(B_s^0 \rightarrow \mu^+\mu^-\gamma) = 11.9 \times 10^{-9}$. We present the distribution of the forward-backward asymmetry.

1 Introduction

At the quark level rare radiative leptonic $B_{(s)} \rightarrow \ell^+\ell^-\gamma$ decays correspond to $b \rightarrow \{d, s\}$ transitions, which proceed through flavor-changing neutral currents (FCNCs) forbidden at tree level in the Standard Model (SM). These currents are described by penguin and box diagrams containing loops and thus lead to small values of the branching ratios. The typical order is $10^{-8} - 10^{-10}$ (see e.g. [1]). Possible contributions of new particles to the loops make these decays sensitive to New Physics. Therefore there have been a lot of studies in this sector of flavor physics and as a result at the moment we have several deviations from the SM of the order of $2 - 4\sigma$ (see discussion in [2–4]). We list some of them here:

- the ratio

$$\mathcal{R}_K \equiv \frac{\mathcal{B}(B^+ \rightarrow K^+\mu^+\mu^-)}{\mathcal{B}(B^+ \rightarrow K^+e^+e^-)} = 0.745_{-0.074}^{+0.090}(\text{stat}) \pm 0.036(\text{syst})$$

in the range $q^2 \in [1, 6] \text{ GeV}^2$ (q is the invariant mass of the lepton pair) is 25% lower than the SM prediction at 2.6σ [5–8];

- in an independent measurement, the branching ratio

$$\mathcal{B}(B^+ \rightarrow K^+\mu^+\mu^-) = (1.19 \pm 0.03 \pm 0.06) \times 10^{-7}$$

is 30% lower than the SM value at 2σ [9–13];

^ae-mail: anastasiia.kozachuk@cern.ch

- same was observed for $B_s^0 \rightarrow \phi\mu^+\mu^-$, in the range $q^2 \in [1, 6] \text{ GeV}^2$ the discrepancy for the branching ratio is more than 3σ [14].

Indeed, more tensions come from angular analysis of $B \rightarrow K^*\mu\mu$ performed by LHCb [15] and Belle [16], and from measurements of the ratios $\mathcal{R}_{D^{(*)}} = \mathcal{B}(B \rightarrow D^{(*)}\tau\nu)/\mathcal{B}(B \rightarrow D^{(*)}\ell\nu)$ [17–19].

Finally, the value of the branching ratio of $B_s \rightarrow \mu^+\mu^-$ is 25% lower than the SM predicts, but only at 1σ . For the branching ratios of $B_s \rightarrow \mu^+\mu^-$ and $B_s \rightarrow \mu^+\mu^-\gamma$ decays the following relation takes place

$$\frac{\mathcal{B}(B_s \rightarrow \ell^+\ell^-\gamma)}{\mathcal{B}(B_s \rightarrow \ell^+\ell^-)} \sim \left(\frac{M_{B^0}}{m_\ell}\right)^2 \frac{\alpha_{em}}{4\pi}, \quad (1)$$

were the squared ratio of masses $(M_{B^0}/m_\ell)^2$ means that the radiative decay $B_s \rightarrow \mu^+\mu^-\gamma$ does not have the chirality constraint, α_{em} comes from the photon emission and 4π in the denominator is the difference between three- and two-particle phase space. For muons one can easily get the estimate $(M_{B^0}/m_\mu)^2 \sim 2.5 \times 10^3 \sim 4\pi/\alpha_{em}$, which means that the branching ratios are approximately equal $\mathcal{B}(B_s \rightarrow \mu^+\mu^-\gamma) \sim \mathcal{B}(B_s \rightarrow \mu^+\mu^-)$. In fact, $\mathcal{B}(B_s \rightarrow \mu^+\mu^-\gamma)$ is a little bit larger due to additional dynamical effects, such as resonant contributions.

The paper is organized as follows: In Section 2 we discuss the contributions to the decay amplitude $\langle \gamma\ell^+\ell^- | H_{\text{eff}}(b \rightarrow q\ell^+\ell^-) | B \rangle$. In Section 3 we calculate the transition form-factors via dispersion approach based on constituent quark picture. In Section 4 we give numerical predictions for the branching ratios, differential distributions of the decay rates and forward-backward asymmetry.

2 The effective Hamiltonian and the amplitude

The effective Hamiltonian describing the $b \rightarrow q$ ($q = d, s$) weak transition has the form ([21, 22])

$$\mathcal{H}_{\text{eff}}^{b \rightarrow q} = \frac{G_F}{\sqrt{2}} V_{tb} V_{tq}^* \sum_i C_i(\mu) O_i(\mu), \quad (2)$$

where G_F is the Fermi constant, C_i are the scale-dependent set of Wilson coefficients, and O_i are the basis operators. For B decays the scale parameter μ is approximately equal to 5 GeV. The amplitudes of the basis operators between the initial and the final states may be parameterized in terms of Lorentz-invariant form factors. The calculation of these form factors is the main challenge of this work because they contain non-perturbative QCD effects.

2.1 Direct emission of the real photon from B-meson valence quarks

The most important part which contains non-perturbative QCD contributions corresponds to the cases, when the real photon is directly emitted from the valence b or d quarks, and the $\ell^+\ell^-$ pair is coupled to the penguin. The effective Hamiltonian in this case takes the form¹

$$\begin{aligned} \mathcal{H}_{\text{eff}}^{b \rightarrow d\ell^+\ell^-} = & \frac{G_F}{\sqrt{2}} \frac{\alpha_{em}}{2\pi} V_{tb} V_{tq}^* \left[-2im_b \frac{C_{7\gamma}(\mu)}{q^2} \cdot \bar{d}\sigma_{\mu\nu}q^\nu (1 + \gamma_5) b \cdot \bar{\ell}\gamma^\mu \ell \right. \\ & \left. + C_{9V}^{\text{eff}}(\mu, q^2) \cdot \bar{d}\gamma_\mu (1 - \gamma_5) b \cdot \bar{\ell}\gamma^\mu \ell + C_{10A}(\mu) \cdot \bar{d}\gamma_\mu (1 - \gamma_5) b \cdot \bar{\ell}\gamma^\mu \gamma_5 \ell \right], \end{aligned} \quad (3)$$

and the corresponding diagrams are shown in Fig. 1. The coefficient $C_{9V}^{\text{eff}}(\mu, q^2)$ includes long-distance

¹Our notations and conventions are: $\gamma^5 = i\gamma^0\gamma^1\gamma^2\gamma^3$, $\sigma_{\mu\nu} = \frac{i}{2}[\gamma_\mu, \gamma_\nu]$, $\epsilon^{0123} = -1$, $\epsilon_{abcd} \equiv \epsilon_{\alpha\beta\mu\nu} a^\alpha b^\beta c^\mu d^\nu$, $e = \sqrt{4\pi\alpha_{em}}$.

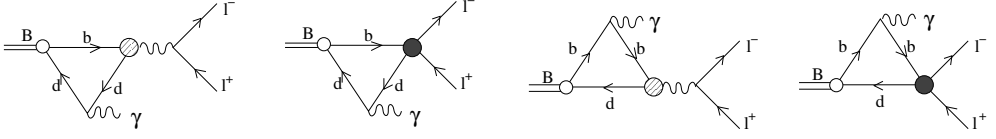


Figure 1. Diagrams contributing to $B \rightarrow \ell^+ \ell^- \gamma$ discussed in section 2.1. Dashed circles denote the $b \rightarrow d\gamma$ operator $O_{7\gamma}$. Solid circles denote the $b \rightarrow d\ell^+ \ell^-$ operators O_{9V} and O_{10AV} .

effects related to $\bar{c}c$ resonances in the q^2 -channel [26–28]. The $B \rightarrow \gamma$ transition form factors of the basis operators in (3) are defined according to [25]

$$\begin{aligned}
 \langle \gamma(k, \epsilon) | \bar{d} \gamma_\mu \gamma_5 b | B(p) \rangle &= i e \epsilon_\alpha^* (g_{\mu\alpha} p k - p_\alpha k_\mu) \frac{F_A(q^2)}{M_B}, \\
 \langle \gamma(k, \epsilon) | \bar{d} \gamma_\mu b | B(p) \rangle &= e \epsilon_\alpha^* \epsilon_{\mu\alpha\xi\eta} p_\xi k_\eta \frac{F_V(q^2)}{M_B}, \\
 \langle \gamma(k, \epsilon) | \bar{d} \sigma_{\mu\nu} \gamma_5 b | B(p) \rangle (p-k)^\nu &= e \epsilon_\alpha^* [g_{\mu\alpha} p k - p_\alpha k_\mu] F_{TA}(q^2, 0), \\
 \langle \gamma(k, \epsilon) | \bar{d} \sigma_{\mu\nu} b | B(p) \rangle (p-k)^\nu &= i e \epsilon_\alpha^* \epsilon_{\mu\alpha\xi\eta} p_\xi k_\eta F_{TV}(q^2, 0).
 \end{aligned} \tag{4}$$

The penguin form factors $F_{TV,TA}(q_1^2, q_2^2)$ are defined as functions of two variables: q_1 is the momentum of the photon emitted from the penguin, and q_2 is the momentum of the photon emitted from the valence quark of the B meson. We calculate the form factors in the framework of the dispersion approach based on constituent quark picture, the details are presented in Section 3.

2.2 Direct emission of the virtual photon from B-meson valence quarks

Another process contributing to the amplitude is that with the real photon emitted from the penguin, whereas one of the valence quarks directly emits the virtual photon which then goes into the final $\ell^+ \ell^-$ pair. This process is described by the diagrams of Fig. 2. The corresponding amplitude has the same

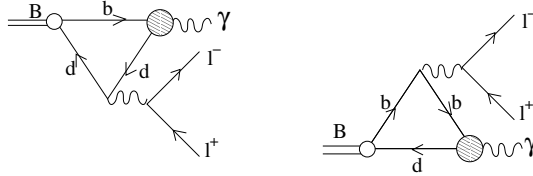


Figure 2. Diagrams contributing to $B \rightarrow \ell^+ \ell^- \gamma$ discussed in section 2.2. Dashed circles denote the $b \rightarrow d\gamma$ operator $O_{7\gamma}$.

structure as the $C_{7\gamma}$ part of the amplitude in 2.1 with $F_{TA,TV}(q^2, 0)$ replaced by $F_{TA,TV}(0, q^2)$. The form factors $F_{TA,TV}(0, q^2)$ at the necessary timelike momentum transfers are not known. The difficulty is connected with appearance of neutral light vector meson resonances, ρ^0 and ω for B -decays and ϕ for B_s -decays, in the physical $B \rightarrow \gamma \ell^+ \ell^-$ decay region. We calculate the form factors $F_{TA,TV}(0, q^2)$ for $q^2 > 0$ with the use of gauge-invariant version [29, 30] of the vector meson dominance [31–33]

$$F_{TV,TA}(0, q^2) = F_{TV,TA}(0, 0) - \sum_V 2 f_V g_+^{B \rightarrow V}(0) \frac{q^2 / M_V}{q^2 - M_V^2 + i M_V \Gamma_V}, \tag{5}$$

where M_V and Γ_V are the mass and the width of the vector meson resonance, $g_+^{B \rightarrow V}(0)$ are the $B \rightarrow V$ transition form factors, defined according to the relations

$$\langle V(q, \varepsilon) | \bar{d} \sigma_{\mu\nu} b | B(p) \rangle = i \varepsilon^{*\alpha} \epsilon_{\mu\nu\beta\gamma} \left[g_+^{B \rightarrow V}(k^2) g_{\alpha\beta} (p+q)^\gamma + g_-^{B \rightarrow V}(k^2) g_{\alpha\beta} k^\gamma + g_0^{B \rightarrow V}(k^2) p_\alpha p^\beta q^\gamma \right]$$

and calculated in [34, 35] via relativistic quark model. The leptonic decay constant of a vector meson is given by

$$\langle 0 | \bar{d} \gamma_\mu d | V(\varepsilon, p) \rangle = \varepsilon_\mu M_V f_V. \quad (6)$$

2.3 Bremsstrahlung

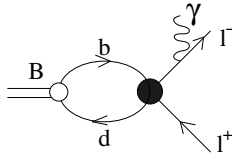


Figure 3. Diagrams describing photon bremsstrahlung. Solid circles denote the operator O_{10A} .

Fig. 3 represents diagrams describing bremsstrahlung. The corresponding contribution to the $B \rightarrow \ell^+ \ell^- \gamma$ amplitude reads

$$A_\mu^{\text{Brems}} = -i e \frac{G_F}{\sqrt{2}} \frac{\alpha_{\text{em}}}{2\pi} V_{td}^* V_{tb} \frac{f_{B_q}}{M_B} 2\hat{m}_\ell C_{10A}(\mu) \bar{\ell}(p_2) \left[\frac{(\gamma \varepsilon^*)(\gamma p)}{\hat{t} - \hat{m}_\ell^2} - \frac{(\gamma p)(\gamma \varepsilon^*)}{\hat{u} - \hat{m}_\ell^2} \right] \gamma_5 \ell(-p_1), \quad (7)$$

$f_{B_q} > 0$.

2.4 Weak annihilation contribution

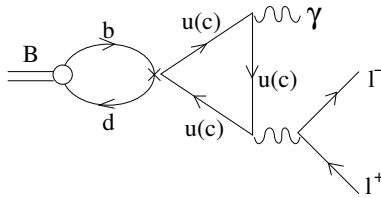


Figure 4. Weak annihilation diagrams contributing to the process.

The weak annihilation contribution is given by triangle diagrams of Fig. 4. One should take into account u and c quarks in the loop. The vertex describing the $\bar{b}d \rightarrow \bar{Q}Q$ transition ($Q = u, c$) reads

$$H_{\text{eff}}^{B \rightarrow \bar{Q}Q} = -\frac{G_F}{\sqrt{2}} a_1 V_{Qb} V_{Qd}^* \bar{d} \gamma_\mu (1 - \gamma_5) b \bar{Q} \gamma_\mu (1 - \gamma_5) Q, \quad (8)$$

with $a_1 = C_1 + C_2/N_c$, N_c number of colors [36].

3 Transition form factors

We calculate the transition form factors in the framework of relativistic quark model, which is a dispersion approach based on constituent quark picture [34, 35]. All hadron observables are given by dispersion representations in terms of hadronic relativistic wave functions and spectral densities of corresponding feynman diagrams with constituent quarks in the loops. For the wave functions we use a Gaussian parametrization $\phi(s) = A(s, \beta)e^{-k^2(s)/(2\beta^2)}$. The simplest relation can be obtained for a pseudoscalar or vector meson decay constant

$$f_M = \int ds \phi_M(s) \rho(s), \quad (9)$$

where $\phi(s)$ is the meson relativistic wave function and $\rho(s)$ is the spectral density. The latter is obtained as a direct result of feynman rules for the corresponding feynman diagram. The example of the

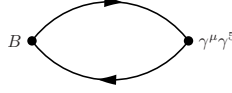


Figure 5. Feynman diagram corresponding to dispersion representation of B-meson decay constant.

diagram for a B-meson decay constant is given in Fig. 5. In this work we consider meson-to-photon transitions; the corresponding form factors $F_{VA,TV,TA}$ may be obtained in the form of the spectral representation

$$F(q_1, q_2) = \int ds \phi(s) \frac{ds' \Delta(s, s', q_2^2)}{s' - q_1^2}, \quad (10)$$

where q_1 and q_2 are momenta of the emitted photons. The form factors F_{VA} were calculated in [37]. We now perform the calculation of the form factors $F_{TV,TA}$. Each of these form factors contains two contributions corresponding to the cases when the photon is emitted from b or $d(s)$ quarks of the B-meson:

$$\begin{aligned} F_{TV} &= Q_d F_{TV}^{(1)}(m_d, m_b) + Q_b F_{TV}^{(1)}(m_b, m_d), \\ F_{TA} &= Q_d F_{TA}^{(1)}(m_d, m_b) + Q_b F_{TA}^{(1)}(m_b, m_d). \end{aligned} \quad (11)$$

The spectral representations of the form factors in (11) have the form

$$\begin{aligned} F_{TV}^{(1)}(s) &= - \int_{(m_1+m_2)^2}^{\infty} ds q_2(s, m_1, m_2) - \frac{M_B^2 + q^2}{M_B^2 - q^2} \int_{(m_1+m_2)^2}^{\infty} ds q_1(s, m_1, m_2), \\ F_{TA}^{(1)}(s) &= - \int_{(m_1+m_2)^2}^{\infty} ds q_2(s, m_1, m_2) - \int_{(m_1+m_2)^2}^{\infty} ds q_1(s, m_1, m_2), \end{aligned} \quad (12)$$

where m_1 is the mass of the quark, which emits the photon, m_2 is the mass of the spectator, and

$$\begin{aligned} q_1(s, m_1, m_2) &= \phi_B(s, m_1, m_2) \frac{M_B^2 - q^2}{(s - q^2)^2} \left(\frac{s + m_1^2 - m_2^2}{2s} \sqrt{\lambda(s, m_1, m_2)} - \right. \\ &\quad \left. - m_1^2 \log \frac{s + m_1^2 - m_2^2 + \sqrt{\lambda(s, m_1, m_2)}}{s + m_1^2 - m_2^2 - \sqrt{\lambda(s, m_1, m_2)}} \right), \end{aligned}$$

$$g_2(s, m_1, m_2) = \phi_B(s, m_1, m_2) \frac{1}{s - q^2} \left(\sqrt{\lambda(s, m_1, m_2)} - m_1(m_2 - m_1) \log \frac{s + m_1^2 - m_2^2 + \sqrt{\lambda(s, m_1, m_2)}}{s + m_1^2 - m_2^2 - \sqrt{\lambda(s, m_1, m_2)}} \right). \quad (13)$$

The model contains only a few parameters such as the constituent quark masses and the parameter of the wave function β . These parameters were fixed in [37] using relations (9) for meson decay constants so that our results reproduce the predictions from QCD sum rules and lattice QCD.

4 Numerical results

4.1 Branching ratios

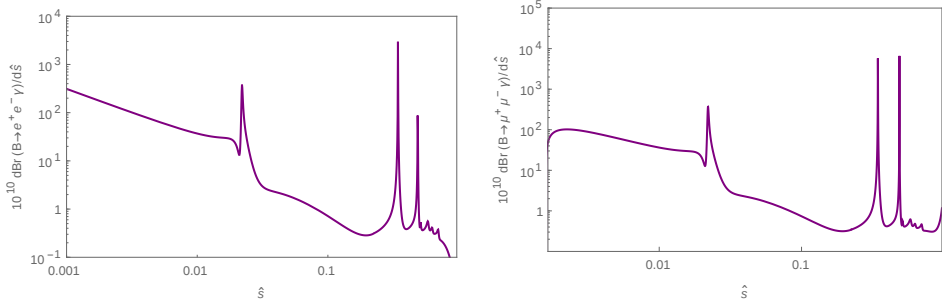


Figure 6. Differential branching fractions for $B \rightarrow e^+e^-\gamma$ (left) and $B \rightarrow \mu^+\mu^-\gamma$ (right) decays.

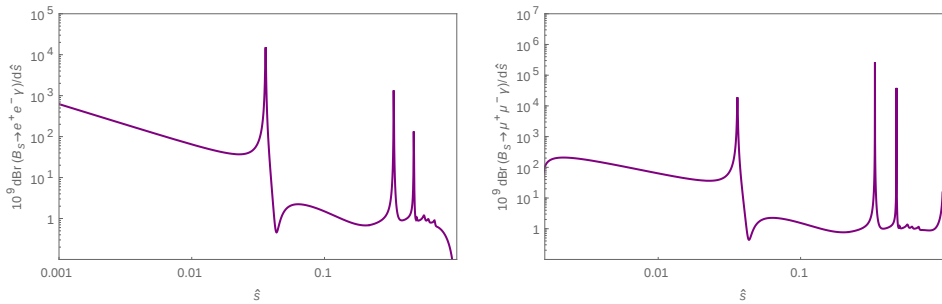


Figure 7. Differential branching fractions for $B_s \rightarrow e^+e^-\gamma$ (left) and $B_s \rightarrow \mu^+\mu^-\gamma$ (right) decays.

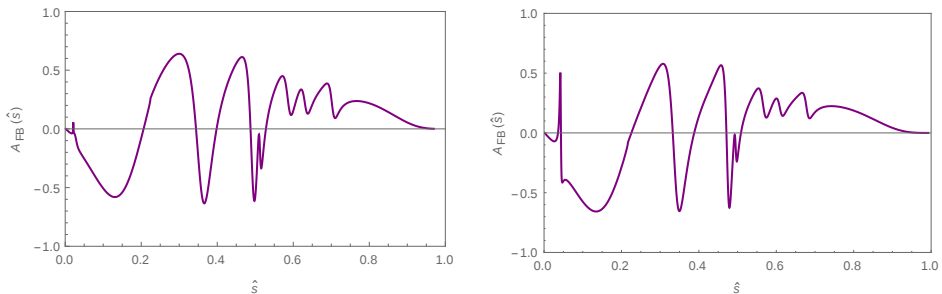
For numerical estimates we use the following values of Wilson coefficients at $\mu = 5 \text{ GeV}$: $C_1(5 \text{ GeV}) = 0.235$, $C_2(5 \text{ GeV}) = -1.1$, $C_{7\gamma}(5 \text{ GeV}) = 0.308$, $C_{10A}(5 \text{ GeV}) = 4.63$ [22]. The $C_{9V}^{eff}(\mu, s)$ evolution including cc-resonances is taken from [26–28]. We obtained several distributions of the differential branching ratios, they are shown in Fig. 6 and 7. In Table 1 we present the results

Table 1. Our results for the branching ratios of $B_{(s)} \rightarrow l^+ l^- \gamma$ decays for different photon energy cuts

E_{min}^γ	80 MeV	100 MeV	500 MeV	1000 MeV
$Br(B \rightarrow e^+ e^- \gamma) \times 10^{10}$	4.6	4.6	4.6	4.6
$Br(B \rightarrow \mu^+ \mu^- \gamma) \times 10^{10}$	1.5	1.5	1.5	1.4
$Br(B_s \rightarrow e^+ e^- \gamma) \times 10^9$	18.5	18.5	18.4	18.3
$Br(B_s \rightarrow \mu^+ \mu^- \gamma) \times 10^9$	11.9	11.8	11.6	11.5

for different values of the minimal photon energy E_{min}^γ . Numerical values of E_{min}^γ are given in the B -meson rest frame and are different in others because energy is not Lorentz-invariant. The values in the range $E_{min}^\gamma \in [100, 500]$ MeV correspond to different photon selection criteria at the Belle II detector [40], while the interval $E_{min}^\gamma \in [500, 1000]$ MeV is relevant for those at the LHCb detector [38, 39]. We only take typical values as in LHCb reference frame B -mesons have a sufficiently wide energy distribution. However, from Table 1 it is clear that the branching ratios only slightly depend on the particular choice of E_{min}^γ , and the related error is smaller than that of the model. We also use the value $E_{min}^\gamma = 80$ MeV to compare the results with those of the previous work [41].

4.2 Forward-backward asymmetry

**Figure 8.** Forward-backward asymmetry for $B \rightarrow \mu^+ \mu^- \gamma$ (left) and $B_s \rightarrow \mu^+ \mu^- \gamma$ (right) decays.

We obtained distribution of the forward-backward asymmetry, defined by the relation

$$A_{FB}(\hat{s}) = \frac{\int_0^1 d \cos \theta \frac{d^2 \Gamma(B_{(s)} \rightarrow \ell^+ \ell^- \gamma)}{d\hat{s} d \cos \theta} - \int_{-1}^0 d \cos \theta \frac{d^2 \Gamma(B_{(s)} \rightarrow \ell^+ \ell^- \gamma)}{d\hat{s} d \cos \theta}}{\frac{d\Gamma(B_{(s)} \rightarrow \ell^+ \ell^- \gamma)}{d\hat{s}}}, \quad (14)$$

where $\hat{s} = q^2/M_B^2$, θ is the angle between \vec{p} and \vec{p}_2 . The distribution is presented in Fig. 8. The measurement of the forward-backward asymmetry seems to be a hard if not impossible task, because the final state $\ell^+ \ell^- \gamma$ does not carry any information about the flavor of the decaying B -meson. In addition, the signs of the asymmetries corresponding to B and \bar{B} mesons are opposite. In the absence of flavor cut the total asymmetry equals zero aside from CP-violating effects. It appears that such selection is impossible at LHCb, but at Belle II one can use the fact that neutral B -mesons are produced in an entangled state. Thus, if one of the B -mesons decays to a state with a certain flavor, the other

B-meson which decays to $\ell^+ \ell^- \gamma$ has the opposite flavor. Now, if the interval between the decays is less than half of the of oscillation period, one can claim that the flavor of the second B-meson is known with sufficient probability. For each selection procedure one can also account for the oscillations contribution and therefore improve the prediction accuracy. A method for such calculations was developed in [44].

The decay rates and the forward-backward asymmetry were previously calculated in several works [23–25, 41, 43, 44]. In [23] and [24] not all the contributions were taken into account, and in [23–25, 41] the transition form factors were estimated from symmetry considerations coming from LEET. We made direct calculation of the form factors in the framework of the relativistic quark model. Our results agree nicely with [24]. The results [23, 43] are based on not fully consistent models for the form factors and therefore do not seem to us convincing.

5 Conclusions

We obtained predictions for the differential distributions and the branching ratios for the $B_{(s)} \rightarrow e^+ e^- \gamma$ and $B_{(s)} \rightarrow \mu^+ \mu^- \gamma$ decays taking into account the following contributions to the amplitude of the process: photon emission from the $d(s)$ and the b valence quarks of the B-meson, weak annihilation, and bremsstrahlung. The corresponding form factors were calculated in the framework of the relativistic quark model. We represented the numerical estimates for several values of the minimal photon energy corresponding to photon selection criteria of the Belle and LHCb detectors and found out that the branching ratios almost do not change with the photon energy cut.

6 Acknowledgements

The work was supported by grant 16-12-10280 of the Russian Science Foundation. The authors are thankful to Dmitri Melikhov for useful discussions.

References

- [1] A. Ali, hep-ph/9606324
- [2] S. L. Glashow, D. Guadagnoli and K. Lane, Phys. Rev. Lett. **114**, 091801 (2015)
- [3] D. Guadagnoli and K. Lane, Phys. Lett. B **751**, 54 (2015)
- [4] D. Guadagnoli, D. Melikhov and M. Reboud, Phys. Lett. B **760**, 442 (2016)
- [5] R. Aaij *et al.* [LHCb Collaboration], Phys. Rev. Lett. **113**, 151601 (2014)
- [6] C. Bobeth, G. Hiller and G. Piranishvili, JHEP **0712**, 040 (2007)
- [7] C. Bouchard *et al.* [HPQCD Collaboration], Phys. Rev. Lett. **111**, no. 16, 162002 (2013) Erratum: [Phys. Rev. Lett. **112**, no. 14, 149902 (2014)]
- [8] G. Hiller and F. Kruger, Phys. Rev. D **69**, 074020 (2004)
- [9] R. Aaij *et al.* [LHCb Collaboration], JHEP **1406**, 133 (2014)
- [10] R. Aaij *et al.* [LHCb Collaboration], JHEP **1302**, 105 (2013)
- [11] C. Bobeth, G. Hiller and D. van Dyk, JHEP **1107**, 067 (2011)
- [12] C. Bobeth, G. Hiller, D. van Dyk and C. Wacker, JHEP **1201**, 107 (2012)
- [13] C. Bobeth, G. Hiller and D. van Dyk, Phys. Rev. D **87**, no. 3, 034016 (2013)
- [14] R. Aaij *et al.* [LHCb Collaboration], JHEP **1509**, 179 (2015)
- [15] R. Aaij *et al.* [LHCb Collaboration], JHEP **1602**, 104 (2016)
- [16] A. Abdesselam *et al.* [Belle Collaboration], arXiv:1604.04042 [hep-ex].

- [17] J. P. Lees *et al.* [BaBar Collaboration], Phys. Rev. Lett. **109**, 101802 (2012)
- [18] R. Aaij *et al.* [LHCb Collaboration], Phys. Rev. Lett. **115**, no. 11, 111803 (2015) Addendum:
[Phys. Rev. Lett. **115**, no. 15, 159901 (2015)]
- [19] M. Huschle *et al.* [Belle Collaboration], Phys. Rev. D **92**, no. 7, 072014 (2015)
- [20] V. Khachatryan *et al.* [CMS and LHCb Collaborations], Nature **522**, 68 (2015)
- [21] B. Grinstein, M. J. Savage and M. B. Wise, Nucl. Phys. B **319** 271 (1989)
- [22] A. J. Buras and M. Munz, Phys. Rev. D **52**, 186 (1995)
- [23] C. Q. Geng, C. C. Lih and W. M. Zhang, Phys. Rev. D **62**, 074017 (2000)
- [24] Y. Dincer and L. M. Sehgal, Phys. Lett. B **521**, 7 (2001)
- [25] F. Kruger and D. Melikhov, Phys. Rev. D **67**, 034002 (2003)
- [26] F. Kruger and L. M. Sehgal, Phys. Rev. D **55**, 2799 (1997)
- [27] D. Melikhov, N. Nikitin and S. Simula, Phys. Lett. B **430**, 332 (1998)
- [28] D. Melikhov, N. Nikitin and S. Simula, Phys. Rev. D **57**, 6814 (1998)
- [29] D. Melikhov, Phys. Lett. B **516**, 61 (2001)
- [30] D. Melikhov, O. Nachtmann, V. Nikonov and T. Paulus, Eur. Phys. J. C **34**, 345 (2004)
- [31] J. J. Sakurai, Annals Phys. **11**, 1 (1960)
- [32] M. Gell-Mann and F. Zachariasen, Phys. Rev. **124**, 953 (1961)
- [33] G. J. Gounaris and J. J. Sakurai, Phys. Rev. Lett. **21**, 244 (1968)
- [34] D. Melikhov, Phys. Rev. D **53**, 2460 (1996)
- [35] D. Melikhov, Phys. Rev. D **56**, 7089 (1997)
- [36] M. Neubert and B. Stech, Adv. Ser. Direct. High Energy Phys. **15**, 294 (1998)
- [37] A. Kozachuk, D. Melikhov and N. Nikitin, Phys. Rev. D **93**, no. 1, 014015 (2016)
- [38] [LHCb Collaboration], *LHCb calorimeters: Technical design report* (CERN, Geneva, 2000)
- [39] R. Voss and A. Breskin, *The CERN Large Hadron Collider, accelerator and experiments* (CERN, Geneva, 2009)
- [40] T. Aushev *et al.*, arXiv:1002.5012 [hep-ex]
- [41] D. Melikhov and N. Nikitin, Phys. Rev. D **70**, 114028 (2004)
- [42] C. Patrignani *et al.* (Particle Data Group), Chin. Phys. C, **40**, 100001 (2016)
- [43] W. Y. Wang, Z. H. Xiong and S. H. Zhou, Chin. Phys. Lett. **30**, 111202 (2013)
- [44] I. Balakireva, D. Melikhov, N. Nikitin and D. Tlisov, Phys. Rev. D **81**, 054024 (2010)