

# **“Effective” electronic Hartree-Fock equations for the muonic molecules: Toward a muon-specific electronic structure theory**

Milad Rayka<sup>1</sup>, Mohammad Goli<sup>2,\*</sup> and Shant Shahbazian<sup>1,\*</sup>

Date: 22 December 2016

<sup>1</sup> *Department of Physics, Shahid Beheshti University, G. C., Evin, Tehran, Iran, 19839, P.O. Box 19395-4716.*

<sup>2</sup> *School of Nano Science, Institute for Research in Fundamental Sciences (IPM), Tehran 19395-5531, Iran*

E-mails:

Mohammad Goli : mgoli\_chem@yahoo.com

Shant Shahbazian: sh\_shahbazian@sbu.ac.ir

\* Corresponding authors

## **Abstract**

In this communication, an effective set of the Hartree-Fock equations are derived only for electrons of the muonic systems, i.e., molecules containing a positively charged muon, conceiving the muon as a quantum oscillator. These effective equations are completely equivalent to the usual two-component Hartree-Fock equations used to derive stationary states of the muonic molecules. In these effective equations, a non-Coulombic potential is added to the orthodox coulomb and exchange potential energy terms, which describes the interaction of the muon and electrons effectively. The explicit form of the effective potential depends on the nature of muon's vibrations and is derived for a combination of Cartesian Gaussian functions that are used to expand the muonic spatial orbital. The resulting effective Hartree-Fock equations are implemented computationally and used successfully, as a proof of concept, in the case of  $\mu\text{CN}$  molecule, which results from replacing the proton of HCN molecule with a muon. The developed effective Hartree-Fock theory is quite general and in principle can be used for any muonic system while it is the starting point for a general effective electronic structure theory that incorporates various types of quantum correlations in the muonic systems beyond the Hartree-Fock equations.

## **PACS2010**

36.10.Ee, 31.15.-p, , 31.15.xr, 31.15.A

## **Keywords**

Positively charged muon; muonic molecules; Nuclear-electronic orbital methodology; non-Coulombic potentials

## I. INTRODUCTION

The positively charged muon,  $\mu^+$ , has been used widely in recent decades as a magnetic probe in both condensed matter physics and chemistry through the muon spin rotational/relaxation/resonance ( $\mu$ SR) spectroscopy [1-7]. To interpret the  $\mu$ SR spectra at the atomic level safely, it is pivotal to accurately pinpoint the exact location where  $\mu^+$  binds to ions or molecules and it has been demonstrated that this is not a trivial task both experimentally [3], and theoretically [8-16]. It is customary to conceive  $\mu^+$  as the lightest radioisotope of hydrogen [17,18], however, because of its small mass compared to that of the proton's (almost 1/9 of the proton's mass), the usual clamped nucleus paradigm, which treats protons and all heavier nuclei as clamped point charges and electrons as quantum waves, is not an ideal theoretical framework for quantum mechanical calculations on the muonic molecules [13]. Recent advances in computational molecular quantum mechanics open new directions to study the stationary states of the muonic molecules, however, the accuracy of the most of the proposed computational procedures [8-16], are not yet comparable with state of art ab initio methods developed for the purely electronic systems [19,20]. Accordingly, the theoretical design and computational implementation of novel ab initio procedures to solve time-independent Schrödinger equation for the muonic molecules seem to be timely, taking into account the fact that large numbers of the  $\mu$ SR experimental spectra wait for precise interpretation [21].

Accordingly, in some recent computational studies, based on the Nuclear-electronic orbital (NEO) ab initio methodology [22-24], several muonic molecules were considered at the NEO-Hartree-Fock (NEO-HF) computational level [25-27]. Since within the context of the NEO certain nuclei are treated as a quantum waves instead of clamped point charges,

the NEO is an ideal framework for ab initio calculations on the muonic molecules. The NEO Schrödinger equation for the muonic molecules contains the kinetic energy operators of electrons and  $\mu^+$ , and at the NEO-HF computational level the wavefunction is approximated as a product of a Slater determinant for electrons and a spin-orbital for  $\mu^+$ ; the resulting coupled HF equations are solved simultaneously for electrons and  $\mu^+$  [25-27]. One may try to incorporate the electron-electron and  $\mu^+$ -electron correlations into the NEO methodology, which are both absent at the NEO-HF level. This can be done systematically through employing more complicated wavefunctions than that of the NEO-HF, using the variational principle or the perturbation theory [22,24]. Accordingly, the second-order perturbation correction, with the NEO-HF wavefunction as the reference unperturbed wavefunction, has been recently implemented computationally for the muonic systems [28]. In principle, it is possible to employ the full arsenal of the NEO methodology for the muonic molecules, however, based on a recent proposed alternative formulation of the NEO-HF method [29], the computational quantum mechanics of the muonic molecules maybe simplified considerably. Present communication is the first step in this direction and tries to set the stage for a *muon-specific electronic structure theory*.

The idea behind the proposed alternative formulation of the NEO-HF method is based on a proposal by Auer and Hammes-Schiffer, which replaces the determinant for a set of indistinguishable nuclei with a Hartree product of one-particle nuclear spin-orbitals [30]. This replacement stems from the realization that exchange phenomena for the localized nuclei with practically no overlap of the one-particle nuclear spin-orbitals is virtually null. Using a combination of a Slater determinant for electrons and a Hartree product wavefunction for nuclei, simplifies the NEO-HF equations and lowers the

computational cost greatly [30]. On the other hand, the intrinsic localization of the nuclei (or  $\mu^+$  in present case) implies that it is feasible to “design” analytically proper nuclear (or in present case muonic) spin-orbital. Since the spatial part of the nuclear spin-orbital is basically representing the vibrations of nucleus around its equilibrium position, a single s-type Gaussian function [25-28], or a combination of the s-, p- and d-type Gaussian functions [22], seems to suffice for an accurate representation of the spatial orbital. The proposed alternative formulation combines these two features, i.e., the Hartree product nuclear wavefunction and the use of the Gaussian type functions as spatial orbitals, and tries to eliminate the nuclear spatial orbitals from the variational integral by direct integration on the nuclear spatial variables [29]. This procedure transforms the nuclear spatial orbitals to mere parameters and eventually only the electronic wavefunction remains to be determined through the variational principle. Using a Slater determinant as the electronic wavefunction and s-type Gaussian function as a nuclear spatial orbital one derives a novel set of “effective” HF (EHF) equations for electrons, containing non-Coulombic external potential energy terms [29].

In present communication, the EHF equations are derived for the muonic molecules using a reliable linear combination of the Gaussian functions. The resulting equations are then implemented computationally and employed for ab initio calculations on a simple but illustrative muonic system as a “proof of concept”. As will be discussed in the last section, the successful theoretical and computational implementation of the EHF equations open the door to introduce more accurate effective schemes, which incorporate at first step the electron-electron correlation and then both electron-electron and  $\mu^+$ -electron correlations directly into the effective electronic structure theory for the muonic molecules.

## II. The EHF equations for the muonic molecules

### A. The isotropic harmonic model

The details of the general theory used to derive the EHF equations as well as its conceptual implications have been discussed in the previous communication thus only the main steps are considered herein [29]. The NEO Hamiltonian for a muonic system, containing  $N_e$  electrons, a single  $\mu^+$  and  $q$  clamped nuclei, is as the following:

$$\begin{aligned}\hat{H}_{total}^{\mu} &= \hat{H}_{NEO}^{\mu} + \sum_{\beta}^q \sum_{\gamma \neq \beta}^q \frac{Z_{\beta} Z_{\gamma}}{|\vec{R}_{\beta} - \vec{R}_{\gamma}|} \\ \hat{H}_{NEO}^{\mu} &= \left( \frac{-\hbar^2}{2m_e} \right) \sum_i^{N_e} \nabla_i^2 + \left( \frac{-\hbar^2}{2m_{\mu}} \right) \nabla_{\mu}^2 - \sum_i^{N_e} \frac{1}{|\vec{r}_{\mu} - \vec{r}_i|} \\ &\quad + \sum_i^{N_e} \sum_{j \neq i}^{N_e} \frac{1}{|\vec{r}_i - \vec{r}_j|} - \sum_i^{N_e} \sum_{\beta}^q \frac{Z_{\beta}}{|\vec{R}_{\beta} - \vec{r}_i|} + \sum_{\beta}^q \frac{Z_{\beta}}{|\vec{R}_{\beta} - \vec{r}_{\mu}|}\end{aligned}\quad (1)$$

In order to employ the variational principle, the following trial normalized wavefunction:

$\Psi_{trial} = \psi_e(\vec{r}_1, \dots, \vec{r}_{N_e}) \psi_{\mu}(\vec{r}_{\mu})$  (the spin variables have been neglected for brevity) is proposed, which at this stage in principle contains the electron-electron correlation but neglects the  $\mu^+$ -electron correlation from outset. Incorporating the trial ground state wavefunction into the variational integral one arrives at:

$$\begin{aligned}E &= \int \dots \int d\vec{r}_1 \dots d\vec{r}_{N_e} \psi_e^*(\vec{r}_1, \dots, \vec{r}_{N_e}) \hat{H}_e^{eff} \psi_e(\vec{r}_1, \dots, \vec{r}_{N_e}) \\ \hat{H}_e^{eff} &= \left( \frac{-\hbar^2}{2m_e} \right) \sum_i^{N_e} \nabla_i^2 + \sum_i^{N_e} \sum_{j \neq i}^{N_e} \frac{1}{|\vec{r}_i - \vec{r}_j|} - \sum_i^{N_e} \sum_{\beta}^q \frac{Z_{\beta}}{|\vec{R}_{\beta} - \vec{r}_i|} + V^{eff} \\ V^{eff} &= \left( \frac{-\hbar^2}{2m_{\mu}} \right) \int d\vec{r}_{\mu} \psi_{\mu}^* \nabla_{\mu}^2 \psi_{\mu} - \sum_i^{N_e} \int d\vec{r}_{\mu} \frac{\psi_{\mu}^* \psi_{\mu}}{|\vec{r}_{\mu} - \vec{r}_i|} + \sum_{\beta}^q Z_{\beta} \int d\vec{r}_{\mu} \frac{\psi_{\mu}^* \psi_{\mu}}{|\vec{R}_{\beta} - \vec{r}_{\mu}|}\end{aligned}\quad (2)$$

At this stage of development, one may claim that  $\mu^+$  has been effectively transformed from a quantum particle with dynamical variables to an effective potential, which is experienced by electrons. Also, as stressed in the previous communication, the trial wavefunction may be interpreted “pseudo-adiabatically” and in this viewpoint, the muonic spatial orbital practically describes a “quantum oscillator” [29]. Accordingly, the following Schrödinger equation is proposed assuming an external potential experienced by  $\mu^+$ :

$$\left(\frac{-\hbar^2}{2m_\mu}\right)\nabla_\mu^2\psi_\mu + V^{ext}(\vec{r}_\mu)\psi_\mu = e_\mu\psi_\mu \quad (3)$$

$V^{ext}$  is not known from the first principles and is “designed” to reproduce the muonic spatial orbital derived from the variational calculations. In this communication, a linear combination of the Gaussian functions is used to represent the muonic spatial orbital and the corresponding  $V^{ext}$  describes an anisotropic anharmonic quantum oscillator. However, let’s try at first step the simplest possible  $V^{ext}$  namely, the isotropic harmonic oscillator:  $V_s^{ext} = (2\alpha^2\hbar^2/m_\mu)|\vec{r}_\mu - \vec{R}_c|^2$ , where  $\alpha$  and  $\vec{R}_c = \hat{i}X_c + \hat{j}Y_c + \hat{k}Z_c$  are the parameters to be determined. The ground state eigenfunction of the corresponding Schrödinger equation, equation (3), is the s-type Gaussian function:  $\psi_{\mu-s} = (2\alpha/\pi)^{3/4} \text{Exp}\left(-\alpha|\vec{r}_\mu - \vec{R}_c|^2\right)$ , which is also the simplest conceivable muonic basis function used in the previous ab initio NEO-HF calculations (the subscript  $s$  is used throughout the paper to stress that the corresponding functions are derived from the s-type Gaussian function) [25-27]. Incorporating this function into the general expression of the effective potential given in equation (2), and after some mathematical manipulations, the following effective potential is derived:

$$V_s^{eff} = V_{e-s}^{eff} + U_s^{eff}$$

$$\begin{aligned}
V_{e-s}^{eff} &= -\sum_i^{N_e} \frac{1}{|\vec{r}_i - \vec{R}_c|} \text{erf} \left[ \sqrt{2\alpha} |\vec{r}_i - \vec{R}_c| \right] \\
U_s^{eff} &= \left( \frac{3\alpha\hbar^2}{2m_\mu} \right) + \sum_\beta^q \frac{Z_\beta}{|\vec{R}_\beta - \vec{R}_c|} \text{erf} \left[ \sqrt{2\alpha} |\vec{R}_\beta - \vec{R}_c| \right]
\end{aligned} \tag{4}$$

It is evident that  $V_{e-s}^{eff}$  is not Coulombic and the error function damps the Coulombic terms near the center of the Gaussian function,  $\vec{R}_c$ . Through incorporating the derived  $V_s^{eff}$  into the variational integral, equation (2), and employing the variational principle,  $\delta_{\psi_e, \{\alpha, \vec{R}_c\}} E = 0$ , both electronic wavefunction and the energy optimized parameters of  $V^{ext}$  are derivable. The simplest case is to neglect the electron-electron correlation and employ a Slater determinant for the trial electronic wavefunction then performing the usual functional variational as is done to derive the orthodox HF equations [19]. The resulting EHF equations for a closed electronic shell are as follows:

$$\begin{aligned}
\hat{f}_s^{eff}(\vec{r}_1) \psi_i(\vec{r}_1) &= \varepsilon_i \psi_i(\vec{r}_1) \quad i = 1, \dots, N_e \\
\hat{f}_s^{eff}(\vec{r}_1) &= \hat{h}(\vec{r}_1) - \frac{1}{|\vec{r}_1 - \vec{R}_c|} \text{erf} \left[ \sqrt{2\alpha} |\vec{r}_1 - \vec{R}_c| \right] + \sum_j^{N_e/2} \left[ 2\hat{J}_j(\vec{r}_1) - \hat{K}_j(\vec{r}_1) \right] \\
\hat{h}(\vec{r}_1) &= \left( \frac{-\hbar^2}{2m_e} \right) \nabla_1^2 - \sum_\beta^q \frac{Z_\beta}{|\vec{r}_1 - \vec{R}_\beta|}
\end{aligned} \tag{5}$$

In these equations,  $\hat{J}_j$  and  $\hat{K}_j$  are the usual coulomb and exchange operators, respectively [19]:

$$\hat{J}_j(\vec{r}_1) \psi_i(\vec{r}_1) = \left[ \int d\vec{r}_2 \frac{\psi_j^*(\vec{r}_2) \psi_j(\vec{r}_2)}{|\vec{r}_1 - \vec{r}_2|} \right] \psi_i(\vec{r}_1)$$



$$\hat{K}_j(\vec{r}_1)\psi_i(\vec{r}_1) = \left[ \int d\vec{r}_2 \frac{\psi_j^*(\vec{r}_2)\psi_i(\vec{r}_2)}{|\vec{r}_1 - \vec{r}_2|} \right] \psi_j(\vec{r}_1) \quad (6)$$

In both equations (5) and (6),  $\psi_i(\vec{r}_1)$  ( $\psi_j(\vec{r}_1)$ ) are the spatial electronic orbitals used to construct the Slater determinant. For computational studies, it is customary to expand each spatial electronic orbital employing a number of Gaussian basis functions and transform the differential HF equations to the algebraic Roothaan-Hartree-Fock equations [19]. Since equations (5) are solved for fixed values of the muonic orbital parameters and a certain geometry of clamped nuclei, an extra energy optimization must be done to determine the best energy optimized parameters:  $\alpha$ ,  $\vec{R}_c$  and  $\vec{R}_1, \dots, \vec{R}_q$ . This is done adding  $U_s^{eff}$ , which does not explicitly depend on the electronic variables, and the classic nuclear repulsion to the electronic energy derived from the EHF equations and then optimizing the resulting total energy:

$$E_{total} = E_{EHF-s} + U_s^{eff} + \sum_{\beta} \sum_{\gamma > \beta}^q \frac{Z_{\beta} Z_{\gamma}}{|\vec{R}_{\beta} - \vec{R}_{\gamma}|}$$

$$E_{EHF-s} = 2 \sum_i^{N_e/2} \int d\vec{r}_1 \psi_i^*(\vec{r}_1) \hat{h}(\vec{r}_1) \psi_i(\vec{r}_1) - 2 \sum_i^{N_e/2} \int d\vec{r}_1 \psi_i^*(\vec{r}_1) \left( \frac{\text{erf} \left[ \sqrt{2\alpha} |\vec{r}_1 - \vec{R}_c| \right]}{|\vec{r}_1 - \vec{R}_c|} \right) \psi_i(\vec{r}_1)$$

$$+ \sum_i^{N_e/2} \sum_j^{N_e/2} \int d\vec{r}_1 \psi_i^*(\vec{r}_1) \left( 2\hat{J}_j(\vec{r}_1) - \hat{K}_j(\vec{r}_1) \right) \psi_i(\vec{r}_1) \quad (7)$$

In the orthodox electronic structure theory, only the first and third terms are used in the geometry optimization procedure [19]. At this stage of development, the theory is complete and what remains is the computational implementation of equations (5) and developing a numerical algorithm for the simultaneous optimization of the muonic orbital parameters and the geometry of clamped nuclei. Manifestly, the whole theory depends

crucially on the used  $V^{ext}$  as the “conceptual” starting point and the chain of progress is as follows:  $V^{ext} \rightarrow \psi_{\mu-s} \rightarrow V_s^{eff} \rightarrow \hat{f}_s^{eff} \rightarrow \{\psi_1^i\}, \alpha, \vec{R}_c, \{\vec{R}_\beta\}$ . However, in a computational viewpoint, based on the results of the known ab initio NEO-HF calculations done on the muonic systems, one may reverse the first step and try to design a proper  $V^{ext}$  knowing the proper form of  $\psi_\mu$ , and the chain of the progress modifies as the following:  $V^{ext} \leftarrow \psi_{\mu-s} \rightarrow V_s^{eff} \rightarrow \hat{f}_s^{eff} \rightarrow \{\psi_1^i\}, \alpha, \vec{R}_c, \{\vec{R}_\beta\}$ . This latter path is followed in the next section to derive a more reliable and in the same time, more complicated effective potential using anisotropic anharmonic model based external potentials.

## B. Anisotropic anharmonic models

While the s-type Gaussian function has been used in our preliminary NEO-HF calculations on the muonic systems [25-28], it seems that the isotropic harmonic model of  $\mu^+$  is a simplified model and both anisotropy and anharmonicity must be taken into account for a more reliable description of  $\mu^+$ ’s vibrations. In contrast to the isotropic harmonic model, one may construct various (in principle infinite) anisotropic anharmonic models using different types of the external potential energy functions. Since from the computational viewpoint this external potential is of no significance, the simplest construction strategy of the anisotropic anharmonic model is introduced in the appendix and the main focus of this section is on the derivation of  $V^{eff}$ . Accordingly, throughout this section  $\mu CN$  species, which results from replacing the proton of the hydrogen cyanide molecule ( $HCN$ ) with a  $\mu^+$ , is used in computational considerations and serves as a proof of concept.

## B.1. Computational considerations

Previous computational experiences reveal that a combination of the s-, p- and d-type Cartesian Gaussian functions suffices for an accurate description of the nuclear spatial orbital at the NEO-HF level [22,30]. Accordingly, a [1s1p1d] muonic basis set and a [4s1p] electronic basis set were used to expand the muonic spatial orbital and to describe the electronic distribution around the  $\mu^+$ , respectively. A joint center, a *banquet* atom (Bq), at the z-axis was employed for all the muonic and the electronic basis functions while the clamped carbon and nitrogen nuclei were placed at the same axis while the center of the coordinate system was fixed at the clamped carbon nucleus. In order to describe the electronic distribution around the clamped nuclei the Pople-type 6-311+g(d) basis set was placed at the positions of the clamped nuclei [31-33]. For the muonic and corresponding electronic basis functions all parameters, i.e., the self-consistent-field (SCF) linear coefficients, the exponents of the Gaussian functions and the position of the joint center of the basis functions were optimized variationally during the NEO-HF calculation. In the process of the optimization of the exponents of the Gaussian basis functions, the exponent of each type of Gaussian function, e.g.,  $p$ -type, were constrained to be the same for all members of the subset, e.g.,  $p_x, p_y, p_z$ , and denoted as  $\alpha_s, \alpha_p, \alpha_d$  (the  $\mu$  subscript is dropped hereafter for brevity). On the other hand, for the electronic basis sets centered on the clamped nuclei only the SCF coefficients were optimized, as is usual in the course of the orthodox HF calculations [19]. The geometry of the clamped nuclei was optimized using the analytical gradients of the total energy [23], while for the optimization of the exponents of the basis functions a non-gradient optimization algorithm was used as described previously [25-28]. The mass of  $\mu^+$  was fixed at 206.76828 in atomic units

throughout calculations and the whole NEO-HF calculations were also redone on *HCN* molecule where the proton was conceived as a quantum wave (the used mass was 1836.15267 in atomic units). All results in tables and figures have been offered in atomic units.

Table 1 offers the variationally determined exponents and the SCF coefficients of the muonic and the protonic basis functions; from the original ten basis functions in [1s1p1d] basis set, only five basis functions namely,  $s, p_z, d_{x^2}, d_{y^2}, d_{z^2}$ , have non-zero SCF coefficients.

Table 1- The variationally optimized SCF coefficients and exponents of the muonic (and the protonic) basis functions derived from the NEO-HF calculations (see text for details).

Type of basis functions	$\mu CN$		$HCN$	
	SCF coefficients	exponents	SCF coefficients	exponents
$s$	0.789	7.84	0.826	27.62
$p_z$	-0.206	5.51	-0.218	21.86
$d_{x^2}$	0.143	5.94	0.104	22.73
$d_{y^2}$	0.143		0.104	
$d_{z^2}$	0.059		0.059	

The normalized muonic and protonic spatial orbitals are both linear combinations of these five basis functions:

$$\psi_{\mu-sp d} = c_1 \varphi_s + c_2 \varphi_{p_z} + c_3 \varphi_{d_{x^2}} + c_4 \varphi_{d_{y^2}} + c_5 \varphi_{d_{z^2}}, \quad \psi_{proton-sp d} = c'_1 \varphi_s + c'_2 \varphi_{p_z} + c'_3 \varphi_{d_{x^2}} + c'_4 \varphi_{d_{y^2}} + c'_5 \varphi_{d_{z^2}}$$

$$\varphi_s = N_s \text{Exp} \left( -\alpha_s |\vec{r}_\mu - \vec{R}_c|^2 \right), \quad N_s = \left( \frac{8\alpha_s^3}{\pi^3} \right)^{\frac{1}{4}},$$

$$\varphi_{p_z} = N_p \bar{z}_{\mu c} \text{Exp} \left( -\alpha_p |\vec{r}_\mu - \vec{R}_c|^2 \right), \quad N_p = \left( \frac{128\alpha_p^5}{\pi^3} \right)^{1/4}, \quad \bar{z}_{\mu c} = z_\mu - Z_c$$

$$\begin{aligned}
\varphi_{d_{x^2}} &= N_d \bar{x}_{\mu c}^2 \text{Exp}\left(-\alpha_d \left|\vec{r}_{\mu} - \vec{R}_c\right|^2\right), \quad N_d = \left(\frac{2048\alpha_d^7}{9\pi^3}\right)^{1/4}, \quad \bar{x}_{\mu c}^2 = (x_{\mu} - X_c)^2 \\
\varphi_{d_{y^2}} &= N_d \bar{y}_{\mu c}^2 \text{Exp}\left(-\alpha_d \left|\vec{r}_{\mu} - \vec{R}_c\right|^2\right), \quad \bar{y}_{\mu c}^2 = (y_{\mu} - Y_c)^2 \\
\varphi_{d_{z^2}} &= N_d \bar{z}_{\mu c}^2 \text{Exp}\left(-\alpha_d \left|\vec{r}_{\mu} - \vec{R}_c\right|^2\right), \quad \bar{z}_{\mu c}^2 = (z_{\mu} - Z_c)^2
\end{aligned} \tag{8}$$

Figure 1 compares the one-particle densities,  $\rho_{\mu} = \psi_{\mu\text{-spd}}^2$  and  $\rho_{\text{proton}} = \psi_{\text{proton-sp}d}^2$ , and in line with the numerical data in Table 1 it is clear that the latter is much more concentrated than the former while the anisotropic nature of both distributions is evident from the offered counter maps. Table 2 offers the final total, and the electronic and the nuclear kinetic, energies as well as the inter-nuclear distances computed at the NEO-HF level.

Table 2- Some results of the NEO-HF calculations

<b>Energy</b>	$\mu\text{CN}$	$\text{HCN}$
<i>total</i>	-92.79837	-92.86175
<i>electronic kinetic</i>	92.72631	92.81344
<i><math>\mu</math> or proton kinetic</i>	0.04216	0.01828
<b>Distances</b>		
<i>C-N</i>	2.132	2.130
<i>Bq-C</i>	2.049	1.998

The results are in line with the oscillator model since one expects that upon the substitution of the proton with  $\mu^+$ , the latter's mean distribution and the kinetic energy increase relative to those of the proton's. Also, the particle with the larger mass, because of its larger localization, is capable of localizing electrons more efficiently [25], thus the electronic kinetic energy of  $\text{HCN}$  is larger than its muonic analog.

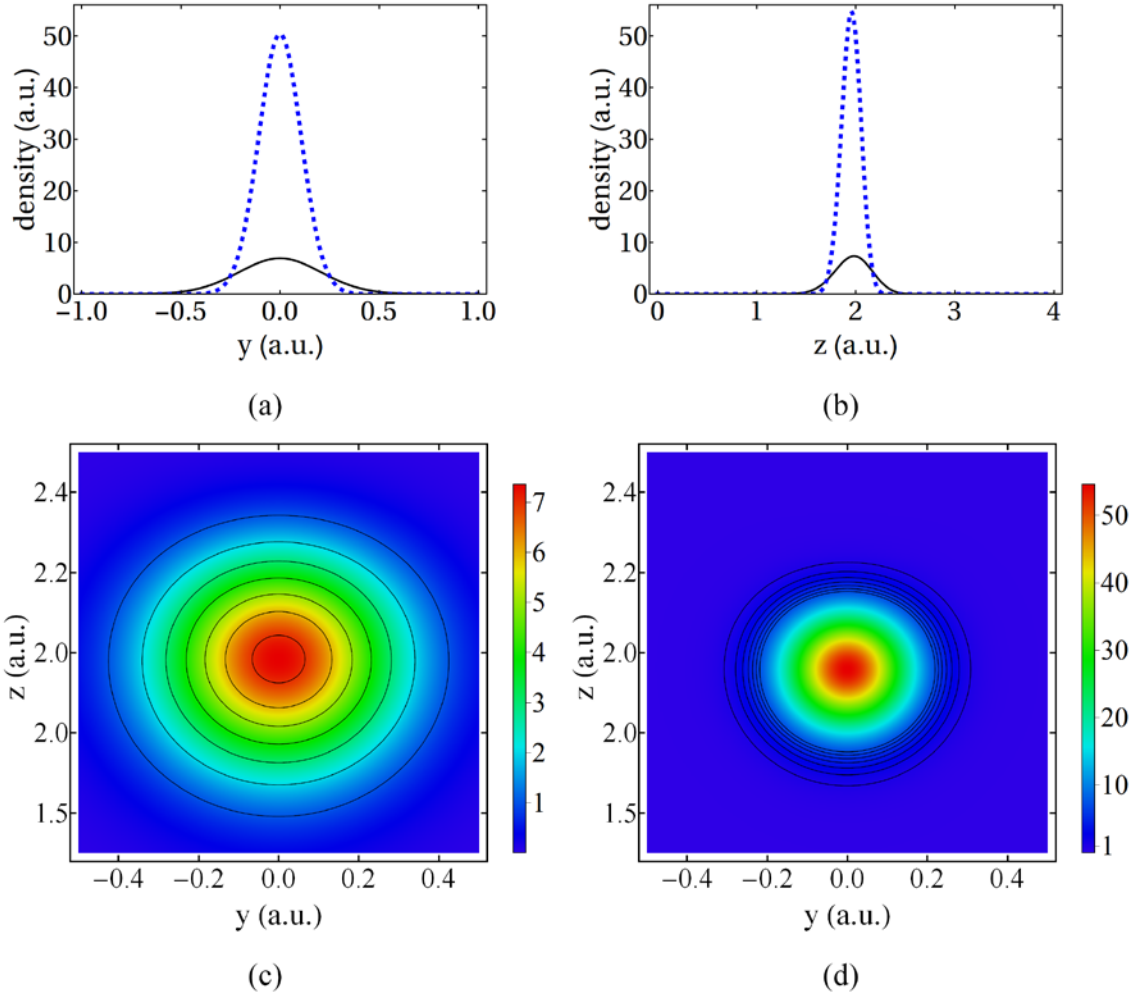


Figure 1- a) The one-particle protonic (dashed line) and muonic (full line) densities depicted along a y-axis, which goes through  $\mu^+$  and is perpendicular to the z-axis. b) The same densities along the z-axis. The contour maps of the muonic (c) and the protonic (d) one-particle densities in  $\mu CN$  and  $HCN$  depicted at yz-plane, respectively (the contours lines are from  $\rho = 1$  to 7, increased in integer steps). The clamped carbon nucleus is placed at the center of coordinate system while the clamped nitrogen nucleus and the banquet atom are placed at the negative and the positive sides of the z-axis, respectively.

## B.2. Corresponding EHF equations

Taking into account that the NEO-HF calculation using  $\psi_{\mu-spd}$  yields the expected anisotropy and anharmonicity of  $\mu^+$ 's vibrations, it seems  $\psi_{\mu-spd}$  to be a proper typical model to derive  $V_e^{eff} = V_e^{eff} + U^{eff}$ . Incorporating  $\psi_{\mu-spd}$  into equation (2) and after some mathematical manipulations, the corresponding effective  $\mu^+$ -electron interaction,  $V_{e-spd}^{eff}$ , is derived:

$$\begin{aligned}
 V_{e-spd}^{eff} &= \sum_i^{N_e} V_{spd}^{eff}(\vec{r}_i) \\
 V_{spd}^{eff}(\vec{r}_i) &= -[c_{11}N_{ss} \left( \frac{2\pi}{\alpha_{ss}} \right) F_{0,ss}^i + c_{12}N_{sp} \left( \frac{4\pi}{\alpha_{sp}} \right) \bar{z}_{ic} F_{1,sp}^i + c_{22}N_{pp} \left( \frac{\pi}{\alpha_{pp}^2} \right) (F_{0,pp}^i - F_{1,pp}^i + 2\alpha_{pp} \bar{z}_{ic}^2 F_{2,pp}^i) \\
 &\quad + N_{sd} \left( \frac{2\pi}{\alpha_{sd}^2} \right) \{ (c_{13} + c_{14} + c_{15})(F_{0,sd}^i - F_{1,sd}^i) + 2\alpha_{sd} (c_{13} \bar{x}_{ic}^2 + c_{14} \bar{y}_{ic}^2 + c_{15} \bar{z}_{ic}^2) F_{2,sd}^i \} \\
 &\quad + N_{pd} \left( \frac{2\pi}{\alpha_{pd}^2} \right) \bar{z}_{ic} \{ (c_{23} + c_{24} + 3c_{25})(F_{1,pd}^i - F_{2,pd}^i) + 2\alpha_{pd} (c_{23} \bar{x}_{ic}^2 + c_{24} \bar{y}_{ic}^2 + c_{25} \bar{z}_{ic}^2) F_{3,pd}^i \} \\
 &\quad + N_{dd} \left( \frac{\pi}{2\alpha_{dd}^3} \right) \{ 3(c_{33} + c_{44} + c_{55})(F_{0,dd}^i - 2F_{1,dd}^i + F_{2,dd}^i) + 12\alpha_{dd} (c_{33} \bar{x}_{ic}^2 + c_{44} \bar{y}_{ic}^2 + c_{55} \bar{z}_{ic}^2) \\
 &\quad (F_{2,dd}^i - F_{3,dd}^i) + 4\alpha_{dd}^2 (c_3 \bar{x}_{ic}^2 + c_4 \bar{y}_{ic}^2 + c_5 \bar{z}_{ic}^2)^2 F_{4,dd}^i + 2(c_{34} + c_{35} + c_{45})(F_{0,dd}^i - 2F_{1,dd}^i + F_{2,dd}^i) \\
 &\quad + 4\alpha_{dd} ((c_{34} + c_{35}) \bar{x}_{ic}^2 + (c_{34} + c_{45}) \bar{y}_{ic}^2 + (c_{35} + c_{45}) \bar{z}_{ic}^2) (F_{2,dd}^i - F_{3,dd}^i) \} \} \quad (9)
 \end{aligned}$$

In this expression  $c_{tw} = c_t c_w$ ,  $t, w = 1-5$  and  $\alpha_{kl} = \alpha_k + \alpha_l$ ,  $N_{kl} = N_k N_l$ ,  $k, l = s, p, d$

while  $\bar{x}_{ic}^n = (x_i - X_c)^n$ ,  $n = 0-4$  (similarly for  $\bar{y}_{ic}^n$  and  $\bar{z}_{ic}^n$ ), and

$F_{n,kl}^i = \int_0^1 dg g^{2n} \text{Exp} \left( -(\alpha_k + \alpha_l) (\vec{r}_i - \vec{R}_c)^2 g^2 \right)$  are the Boys functions [20].

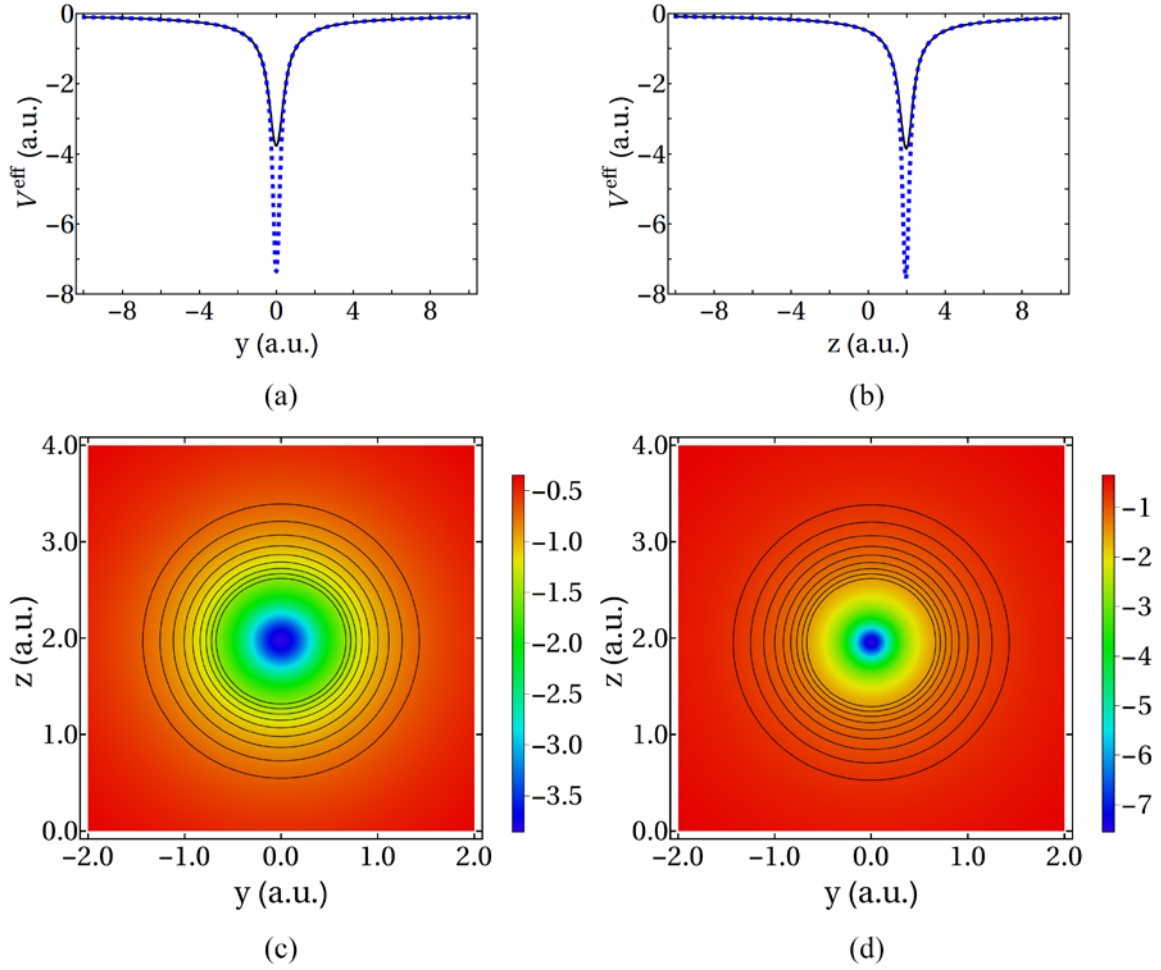


Figure 2- a) The effective  $\mu^+$ -electron (full line) and proton-electron (dashed line) interaction potentials depicted along a  $y$ -axis, which goes through  $\mu^+$  and is perpendicular to the  $z$ -axis. b) The same effective potentials along the  $z$ -axis. The contour maps of effective interaction potentials in  $\mu\text{CN}$  (c) and  $\text{HCN}$  (d) depicted at  $yz$ -plane (the contours lines are from  $V_{\text{spd}}^{\text{eff}} = -0.7$  to  $-1.5$ , decreased in  $-0.1$  steps). The clamped carbon nucleus is placed at the center of coordinate system while the clamped nitrogen nucleus and the banquet atom are placed at the negative and the positive sides of the  $z$ -axis, respectively.



It is straightforward to demonstrate that if  $c_1 = 1$  and  $c_2 = c_3 = c_4 = c_5 = 0$  then based on the

fact that  $F_{0,ss}^i = \sqrt{\frac{\pi}{8\alpha_s}} \frac{\text{erf}\left[\sqrt{2\alpha_s}|\vec{r}_i - \vec{R}_c|\right]}{|\vec{r}_i - \vec{R}_c|}$  [20], the effective  $\mu^+$ -electron interaction

reduces to that derived in equation (4) for the case of the isotropic harmonic oscillator model. Figure 2 depicts  $V_{spd}^{eff}(\vec{r}_i)$  demonstrating that in contrast to  $V_{e-s}^{eff}$ , each electron experiences a non-Coulombic anisotropic potential. After some mathematical manipulations, the part of the effective potential, which appears because of the kinetic energy of  $\mu^+$  and the  $\mu^+$ -clamped nuclei interaction, is derived:

$$\begin{aligned}
U_{spd}^{eff} = & \frac{\hbar^2}{m_\mu} \left\{ c_{11} \left( \frac{3\alpha_s}{2} \right) + (c_{13} + c_{14} + c_{15}) \left( 8\sqrt{\frac{2}{3}} \right) \left( \frac{(\alpha_s \alpha_d)^{\frac{7}{4}} (3\alpha_d - 2\alpha_s)}{(\alpha_s + \alpha_d)^{\frac{7}{2}}} \right) + c_{22} \left( \frac{5\alpha_p}{2} \right) \right. \\
& + (c_{33} + c_{44} + c_{55}) \left( \frac{13\alpha_d}{6} \right) - (c_{34} + c_{35} + c_{45}) \left( \frac{\alpha_d}{3} \right) \Big\} \\
& + \sum_{\beta}^q Z_{\beta} [c_{11} N_{ss} \left( \frac{2\pi}{\alpha_{ss}} \right) F_{0,ss}^{\beta} + c_{12} N_{sp} \left( \frac{4\pi}{\alpha_{sp}} \right) \bar{z}_{\beta c} F_{1,sp}^{\beta} + c_{22} N_{pp} \left( \frac{\pi}{\alpha_{pp}^2} \right) (F_{0,pp}^{\beta} - F_{1,pp}^{\beta} + 2\alpha_{pp} \bar{z}_{\beta c}^2 F_{2,pp}^{\beta}) \\
& + N_{sd} \left( \frac{2\pi}{\alpha_{sd}^2} \right) \{ (c_{13} + c_{14} + c_{15}) (F_{0,sd}^{\beta} - F_{1,sd}^{\beta}) + 2\alpha_{sd} (c_{13} \bar{x}_{\beta c}^2 + c_{14} \bar{y}_{\beta c}^2 + c_{15} \bar{z}_{\beta c}^2) F_{2,sd}^{\beta} \} \\
& + N_{pd} \left( \frac{2\pi}{\alpha_{pd}^2} \right) \bar{z}_{\beta c} \{ (c_{23} + c_{24} + 3c_{25}) (F_{1,pd}^{\beta} - F_{2,pd}^{\beta}) + 2\alpha_{pd} (c_{23} \bar{x}_{\beta c}^2 + c_{24} \bar{y}_{\beta c}^2 + c_{25} \bar{z}_{\beta c}^2) F_{3,pd}^{\beta} \} \\
& + N_{dd} \left( \frac{\pi}{2\alpha_{dd}^3} \right) \{ 3(c_{33} + c_{44} + c_{55}) (F_{0,dd}^{\beta} - 2F_{1,dd}^{\beta} + F_{2,dd}^{\beta}) + 12\alpha_{dd} (c_{33} \bar{x}_{\beta c}^2 + c_{44} \bar{y}_{\beta c}^2 + c_{55} \bar{z}_{\beta c}^2) \\
& (F_{2,dd}^{\beta} - F_{3,dd}^{\beta}) + 4\alpha_{dd}^2 (c_3 \bar{x}_{\beta c}^2 + c_4 \bar{y}_{\beta c}^2 + c_5 \bar{z}_{\beta c}^2)^2 F_{4,dd}^{\beta} + 2(c_{34} + c_{35} + c_{45}) (F_{0,dd}^{\beta} - 2F_{1,dd}^{\beta} + F_{2,dd}^{\beta}) \\
& + 4\alpha_{dd} ((c_{34} + c_{35}) \bar{x}_{\beta c}^2 + (c_{34} + c_{45}) \bar{y}_{\beta c}^2 + (c_{35} + c_{45}) \bar{z}_{\beta c}^2) (F_{2,dd}^{\beta} - F_{3,dd}^{\beta}) \} \Big\} \quad (10)
\end{aligned}$$

In this expression  $\bar{x}_{\beta c}^n = (X_{\beta} - X_c)^n$ ,  $n = 0-4$  (similarly for  $\bar{y}_{\beta c}^n$  and  $\bar{z}_{\beta c}^n$ ) and

$F_{n,kl}^{\beta} = \int_0^1 dg g^{2n} \text{Exp} \left( -(\alpha_k + \alpha_l) (\vec{R}_{\beta} - \vec{R}_c)^2 g^2 \right)$ , while it is straightforward to demonstrate

that if  $c_1 = 1$  and  $c_2 = c_3 = c_4 = c_5 = 0$  then  $U_{spd}^{eff}$  reduces to  $U_s^{eff}$ . Clearly, this effective potential,  $V_{spd}^{eff} = V_{e-spd}^{eff} + U_{spd}^{eff}$ , is much more complicated than the equation (4) and replaces the harmonic oscillator based effective potential in equations (5) as a more reliable effective potential yielding a new set of the EHF equations:

$$\begin{aligned}\hat{f}_{spd}^{eff}(\vec{r}_1)\psi_i(\vec{r}_1) &= \varepsilon_i \psi_i(\vec{r}_1) & i = 1, \dots, N_e \\ \hat{f}_{spd}^{eff}(\vec{r}_1) &= \hat{h}(\vec{r}_1) + V_{spd}^{eff}(\vec{r}_1) + \sum_j^{N_e/2} \left[ 2\hat{J}_j(\vec{r}_1) - \hat{K}_j(\vec{r}_1) \right] \\ E_{total} &= E_{EHF-spd} + U_{spd}^{eff} + \sum_{\beta}^q \sum_{\gamma > \beta}^q \frac{Z_{\beta} Z_{\gamma}}{|\vec{R}_{\beta} - \vec{R}_{\gamma}|}\end{aligned}\tag{11}$$

The solution of the algebraic version of equations (11) using the basis set given in equation (8) and simultaneous optimization of the muonic parameters namely,  $\{c_i, i=1-5\}$  and  $\{\alpha_k, k=s, p, d\}$ , as well as the geometry of the clamped nuclei,  $\{\vec{R}_{\beta}\}$ , is completely equivalent to the solution of the NEO-HF equations and simultaneous full optimization of the parameters of the muonic [1s1p1d] basis set and the geometry of the clamped nuclei. In the case of  $\mu CN$ , the results given in Tables 1 and 2 are recovered from equations (11) apart from minor differences emerging from varied numerical accuracy of the corresponding computational procedures. In the case of muonic parameters, it is evident from Table 1 that:  $c_1 > c_{i \neq 1}$ , and if one starts from an initial guess where  $c_1 = 1$  and  $c_2 = c_3 = c_4 = c_5 = 0$ , the starting effective  $\mu^+$ -electron interaction, which is equal to that in equation (5), varies marginally during the optimization procedure.

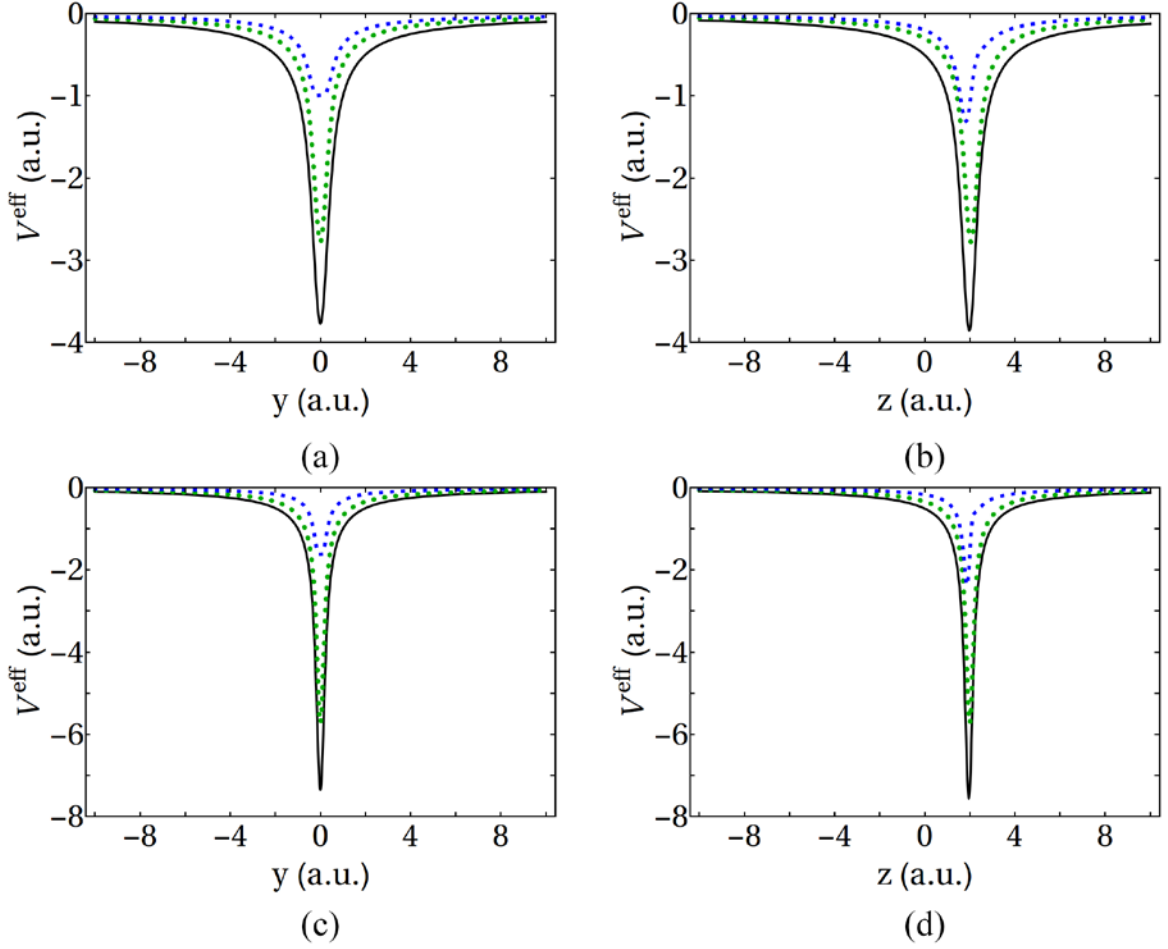


Figure 3- a) The components (the first term in equation (9),  $F_{0,ss}$ , shown as green dotted, and all remaining terms, shown as blue dashed lines) and the total amount (full line) of the effective  $\mu^+$ -electron interaction potential in along a y-axis, which goes through  $\mu^+$  and is perpendicular to the z-axis, and b) along z-axis. The same components and total amount of the effective proton-electron interaction potential along the y-axis, and (c) along the z-axis (d). The clamped carbon nucleus is placed at the center of coordinate system while the clamped nitrogen nucleus and the banquet atom are placed at the negative and the positive sides of the z-axis, respectively.

As is evident also from Figure 3, the first term in the expression (9),  $N_{ss} \left( \frac{2\pi}{\alpha_{ss}} \right) F_{0,ss}^i$ , is one order of magnitude larger than all the remaining terms in the  $\mu^+$ -electron interaction and the other terms act as perturbations modifying this dominant term. Further simplifications of the  $\mu^+$ -electron potential is feasible based on this observation and one may derive a more compact  $\mu^+$ -electron (or analogously  $\mu^+$ -clamped nucleus) interaction potential simpler than equation (9) (or equation (10)) without a serious loss in accuracy as will be discussed in a future study. The only remaining computational requirement is the evaluation of the novel one-electron integrals emerging from the non-coulombic  $\mu^+$ -electron interaction,  $V_{spd}^{eff}(\vec{r}_1)$ . In this regard, the numerical algorithms developed to evaluate the one-electron integrals emerging from the exchange-correlation potential within the context of the computational density functional theory (DFT) are proper tools also for the numerical integration of the one-electron integrals emerging from  $V_{spd}^{eff}(\vec{r}_1)$  (a comprehensive discussion on the details of the numerical procedures will be done in a future report) [34-37].

### B.3. Generalized EHF equations

The  $\mu CN$  system and the employed [1s1p1d] basis set demonstrated the utility of the EHF equations as an illustrative example. However, to derive the general form of the EHF equations an arbitrary expansion of the muonic spatial orbital employing  $P$  number of Gaussian basis function,  $\psi_\mu = \sum_i^P c_i \varphi_i$ , is introduced. Incorporating this expansion into equation (2) and after some mathematical manipulations similar to those performed to derive equations (11), the following set of the EHF equations emerges:

$$\hat{f}^{eff}(\vec{r}_1)\psi_i(\vec{r}_1) = \varepsilon_i\psi_i(\vec{r}_1) \quad i = 1, \dots, N_e$$

$$\hat{f}^{eff}(\vec{r}_1) = \hat{h}(\vec{r}_1) + V_1^{eff}(\vec{r}_1) + \sum_j^{N_e/2} [2\hat{J}_j(\vec{r}_1) - \hat{K}_j(\vec{r}_1)]$$

$$V_e^{eff} = \sum_i^{N_e} V_i^{eff}(\vec{r}_i), \quad V_i^{eff}(\vec{r}_i) = \sum_{t,w}^P c_{tw} v_{tw}(\vec{r}_i), \quad v_{tw}(\vec{r}_i) = -\int d\vec{r}_\mu \frac{\phi_t^*(\vec{r}_\mu)\phi_w(\vec{r}_\mu)}{|\vec{r}_\mu - \vec{r}_i|}$$

$$E_{total} = E_{EHF} + U^{eff} + \sum_\beta^q \sum_{\gamma \succ \beta}^q \frac{Z_\beta Z_\gamma}{|\vec{R}_\beta - \vec{R}_\gamma|}, \quad U^{eff} = \sum_{t,w}^P c_{tw} \left( T_{tw} + \sum_\beta^q u_{tw}(\vec{R}_\beta) \right)$$

$$T_{tw} = \left( \frac{-\hbar^2}{2m_\mu} \right) \int d\vec{r}_\mu \phi_t^*(\vec{r}_\mu) \nabla_\mu^2 \phi_w(\vec{r}_\mu), \quad u_{tw}^\beta(\vec{R}_\beta) = Z_\beta \int d\vec{r}_\mu \frac{\phi_t^*(\vec{r}_\mu)\phi_w(\vec{r}_\mu)}{|\vec{R}_\beta - \vec{r}_\mu|} \quad (12)$$

These equations are the most general form of the EHF equations and are solved using the computational procedure described for solving equations (11).

### III. CONCLUSION

Present communication complements the previous letter [29] and introduces a general recipe to construct EHF equations for a desired anisotropic anharmonic model of  $\mu^+$ 's vibrations. In principle, the proposed recipe may be used to construct effective potential from any muonic basis set though based on previous computational experiences it seems that a combination of a number of s-, p-, and d-type Cartesian Gaussian basis functions suffices to construct a flexible enough, but not too complicated, effective potential. The introduction of the general concept of the effective potential also opens the door for semi-empirical design of these potentials for quantitative reproduction of certain properties of the muonic systems like the hyperfine coupling constants, which are directly linked to the  $\mu$ SR spectra [1,3]. Though our target in this and future studies are the muonic molecules however, the developed formalism maybe employed as well for molecular

systems where a single proton, deuterium or tritium must be treated as a quantum wave instead of a clamped nucleus in a non-adiabatic process [22-24].

The developed effective formalism is the best that could be done at the NEO-HF level however, for accurate computational studies one needs to include various correlations into the ab initio electronic structure theory. Accordingly, the general EHF theory developed in this communication is the first step toward the effective electronic structure theory of the muonic systems based on the NEO methodology. The next phases of development beyond the EHF includes three major steps namely: 1-including the  $\mu^+$ -electron correlation through a formalism similar to the explicitly-correlated NEO-HF approach [38-47], 2-including the electron-electron correlation using the perturbation theory and the variational based methods [22,24], and through the NEO-DFT formalism as well [48-53], 3- including the  $\mu^+$ -electron and electron-electron correlations simultaneously. The last step is particularly important since it promises an accurate reproduction of the vibrational frequency of  $\mu^+$  in muonic molecules as well as accurate description of subtle electronic variations induced upon the substitution of proton with  $\mu^+$ . All these developments are now under consideration in our lab and the results will be offered in future.

## APPENDIX

Various strategies maybe used to construct anisotropic anharmonic potential for equation (3), however, the simplest approach is to use the following equation:

$$V^{ext}(\vec{r}_\mu) = \left( \frac{\hbar^2}{2m_\mu} \right) \left\{ \frac{\nabla_\mu^2 \psi_\mu(\vec{r}_\mu)}{\psi_\mu(\vec{r}_\mu)} - \frac{\nabla_\mu^2 \psi_\mu(\vec{r}_\mu)}{\psi_\mu(\vec{r}_\mu)} \right\} \bigg|_{\vec{r}_\mu = \vec{R}_c} \quad (\text{A.1})$$

Incorporating equation (8) into equation (A.1) and after some mathematical manipulations the external potential is derived:

$$\begin{aligned}
V^{ext}(\vec{r}_\mu) = & \frac{\hbar^2}{m_\mu} \left\{ (3\alpha_s - \frac{(c_3 + c_4 + c_5)N_d}{c_1 N_s}) + [c_1 N_s \alpha_s (2\alpha_s (\bar{x}_{\mu c}^2 + \bar{y}_{\mu c}^2 + \bar{z}_{\mu c}^2) - 3) \text{Exp}(-\alpha_s |\vec{r}_\mu - \vec{R}_c|^2) \right. \\
& + c_2 N_p \alpha_p \bar{z}_{\mu c} (2\alpha_p (\bar{x}_{\mu c}^2 + \bar{y}_{\mu c}^2 + \bar{z}_{\mu c}^2) - 5) \text{Exp}(-\alpha_p |\vec{r}_\mu - \vec{R}_c|^2) \\
& + N_d (2\alpha_d^2 ((c_3 \bar{x}_{\mu c}^4 + c_4 \bar{y}_{\mu c}^4 + c_5 \bar{z}_{\mu c}^4) + (c_3 + c_4) \bar{x}_{\mu c}^2 \bar{y}_{\mu c}^2 + (c_3 + c_5) \bar{x}_{\mu c}^2 \bar{z}_{\mu c}^2 + (c_4 + c_5) \bar{y}_{\mu c}^2 \bar{z}_{\mu c}^2) \\
& - 7\alpha_d (c_3 \bar{x}_{\mu c}^2 + c_4 \bar{y}_{\mu c}^2 + c_5 \bar{z}_{\mu c}^2) + (c_3 + c_4 + c_5)) \text{Exp}(-\alpha_d |\vec{r}_\mu - \vec{R}_c|^2)] / [c_1 N_s \text{Exp}(-\alpha_s |\vec{r}_\mu - \vec{R}_c|^2) \\
& \left. + c_2 N_p \bar{z}_{\mu c} \text{Exp}(-\alpha_p |\vec{r}_\mu - \vec{R}_c|^2) + (c_3 \bar{x}_{\mu c}^2 + c_4 \bar{y}_{\mu c}^2 + c_5 \bar{z}_{\mu c}^2) N_d \text{Exp}(-\alpha_d |\vec{r}_\mu - \vec{R}_c|^2)] \right\} \quad (\text{A.2})
\end{aligned}$$

Equation (A.2) is the external anisotropic anharmonic potential acting on  $\mu^+$  and the wavefunction in equation (8) is the corresponding ground state wavefunction.

## ACKNOWLEDGMENTS

The authors are grateful to Masumeh Gharabaghi for detailed reading of a previous draft of this paper.

## References

- [1] E. Roduner, *The Positive Muon as a Probe in Free Radical Chemistry* (Lecture Notes in Chemistry, Vol. 49, Springer, Berlin, 1988).
- [2] S. J. Blundell, *Contemp. Phys.* **40**, 175 (1999).
- [3] K. Nagamine, *Introductory Muon Science*, Cambridge University Press, 2003.
- [4] S. J. Blundell, *Chem. Rev.* **104**, 5717 (2004).
- [5] J. H. Brewer, *Phys. Proc.* **30**, 2 (2012).
- [6] L. Nuccio, L. Schulz, and A. J. Drew, *J. Phys. D: Appl. Phys.* **47**, 473001 (2014).
- [7] *J. Phys. Soc. Jap.* **85**, No. 9 (2016), Special Topics: Recent Progress of Muon Science in Physics, 091001-091016.
- [8] C. G. Van de Walle, *Phys. Rev. Lett.* **64**, 669 (1990).
- [9] A. R. Porter, M. D. Towler, and R. J. Needs, *Phys. Rev. B* **60**, 13534 (1999).
- [10] D. Cammarere, R. H. Scheicher, N. Sahoo, T. P. Das, and K. Nagamine, *Physica B* **289-290**, 636 (2000).
- [11] C. P. Herrero and R. Ramírez, *Phys. Rev. Lett.* **99**, 205504 (2007).
- [12] H. Maeter, H. Luetkens, Yu. G. Pashkevich, A. Kwadrin, R. Khasanov, A. Amato, A. A. Gusev, K. V. Lamonova, D. A. Chervinskii, R. Klingeler, C. Hess, G. Behr, B. Büchner, and H.-H. Klauss, *Phys. Rev. B* **80**, 094524 (2009).
- [13] E. V. Sheely, L. W. Burggraf, P. E. Adamson, X. F. Duan, and M. W. Schmidt, *J. Phys.: Conf. Ser.* **225**, 012049 (2010).
- [14] E. L. Silva, A. G. Marinopoulos, R. C. Vilão, R. B. L. Vieira, H. V. Alberto, J. Pioto Duarte, and J. M. Gill, *Phys. Rev. B* **85**, 165211 (2012).
- [15] F. Bernardini, P. Bonfâ, S. Massidda, and R. De Renzi, *Phys. Rev. B* **87**, 115148 (2013).
- [16] R. B. L. Vieira, R. C. Vilão, A. G. Marinopoulos, P. M. Gordo, J. A. Paixão, H. V. Alberto, J. M. Gil, A. Weidinger, R. L. Lichti, B. Baker, P. W. Mengyan, and J. S. Lord, *Phys. Rev. B* **94**, 115207 (2016).
- [17] C. J. Rhodes, *Sci. Prog.* **95**, 101 (2012).
- [18] R. M. Macrae, *Sci. Prog.* **96**, 237 (2013).
- [19] A. Szabo and N. S. Ostlund, *Modern Quantum Chemistry: Introduction to Advanced Electronic Structure Theory* (Dover Publications Inc., New York, 1996).



- [20] T. Helgaker, P. Jørgenson, and J. Olsen, *Molecular Electronic-Structure Theory* (John Wiley & Sons, New York, 2000).
- [21] P. Bonfà and R. De Renzi, J. Phys. Soc. Jap. **85**, 091014 (2016).
- [22] S. P. Webb, T. Iordanov, and S. Hammes-Schiffer, J. Chem. Phys. **117**, 4106 (2002).
- [23] T. Iordanov and S. Hammes-Schiffer, J. Chem. Phys. **118**, 9489 (2003).
- [24] C. Swalina, M. V. Pak, and S. Hammes-Schiffer, Chem. Phys. Lett. **404**, 394 (2005).
- [25] M. Goli and Sh. Shahbazian, Phys. Chem. Chem. Phys. **16**, 6602 (2014).
- [26] M. Goli and Sh. Shahbazian, Phys. Chem. Chem. Phys. **17**, 245 (2015).
- [27] M. Goli and Sh. Shahbazian, Phys. Chem. Chem. Phys. **17**, 7023 (2015).
- [28] M. Goli and Sh. Shahbazian, Chem. Eur. J. **22**, 2525 (2016).
- [29] M. Gharabaghi and Sh. Shahbazian, Phys. Lett. A **380**, 3983 (2016).
- [30] B. Auer and S. Hammes-Schiffer, J. Chem. Phys. **132**, 084110 (2010).
- [31] W. J. Hehre, R. Ditchfield, and J. A. Pople, J. Chem. Phys. **56**, 2257 (1972).
- [32] P. C. Hariharan and J. A. Pople, Theoret. Chim. Acta **28**, 213 (1973).
- [33] T. Clark, J. Chandrasekhar, G.W. Spitznagel, and P. v. R. Schleyer, J. Comp. Chem. **4**, 294 (1983).
- [34] A. D. Becke, J. Chem. Phys. **88**, 2547 (1988).
- [35] A. D. Becke, J. Chem. Phys. **89**, 2993 (1988).
- [36] C. W. Murray, N. C. Handy, and G. J. Laming, Mol. Phys. **78**, 997 (1993).
- [37] O. Treutler and R. Ahlrichs, J. Chem. Phys. **102**, 346 (1995).
- [38] C. Swalina, M.V. Pak, A. Chakraborty, and S. Hammes-Schiffer, J. Phys. Chem. A. **110**, 9983 (2006).
- [39] A. Chakraborty, M. V. Pak, and S. Hammes-Schiffer, J. Chem. Phys. **129**, 014101 (2008); Erratum: **134**, 079902 (2011)
- [40] A. Chakraborty and S. Hammes-Schiffer, J. Chem. Phys. **129**, 204101 (2008).
- [41] M. V. Pak, A. Chakraborty, and S. Hammes-Schiffer, J. Phys. Chem. A. **113**, 4004 (2009).
- [42] C. Ko, M. V. Pak, C. Swalina, and S. Hammes-Schiffer, J. Chem. Phys. **135**, 054106 (2011).

- [43] C. Swalina, M. V. Pak, and S. Hammes-Schiffer, J. Chem. Phys. **136**, 164105 (2012).
- [44] A. Sirjoosingh, M. V. Pak, C. Swalina, and S. Hammes-Schiffer, J. Chem. Phys. **139**, 034102 (2013).
- [45] A. Sirjoosingh, M. V. Pak, C. Swalina, and S. Hammes-Schiffer, J. Chem. Phys. **139**, 034103 (2013).
- [46] A. Sirjoosingh, M. V. Pak, K. R. Brorsen, and S. Hammes-Schiffer, J. Chem. Phys. **142**, 214107 (2015).
- [47] K. R. Brorsen, A. Sirjoosingh, M. V. Pak, and S. Hammes-Schiffer, J. Chem. Phys. **142**, 214108 (2015).
- [48] M. V. Pak, A. Chakraborty, and S. Hammes-Schiffer, J. Phys. Chem. A. **111**, 4522 (2007).
- [49] A. Chakraborty, M. V. Pak, and S. Hammes-Schiffer, Phys. Rev. Lett. **101**, 153001 (2008).
- [50] A. Chakraborty, M. V. Pak, and S. Hammes-Schiffer, J. Chem. Phys. **131**, 124115 (2009).
- [51] A. Sirjoosingh, M. V. Pak, and S. Hammes-Schiffer, J. Chem. Theory Comput. **7**, 2689 (2011).
- [52] A. Sirjoosingh, M. V. Pak, and S. Hammes-Schiffer, J. Chem. Phys. **136**, 174114 (2012).
- [53] T. Culpitt, K. R. Brorsen, M. V. Pak, and S. Hammes-Schiffer, J. Chem. Phys. **145**, 044106 (2016).