

## SINGULAR TQFTS, FOAMS AND TYPE D ARC ALGEBRAS

MICHAEL EHRLIG, DANIEL TUBBENHAUER AND ARIK WILBERT

ABSTRACT. We combinatorially describe the 2-category of singular cobordisms, called (rank one) foams, which governs the functorial version of Khovanov homology. As an application we topologically realize the type D arc algebra using this singular cobordism construction.

## CONTENTS

1. Introduction	1
2. Singular TQFTs and foams	4
2A. Webs and prefoams	4
2B. Obtaining relations via singular TQFTs	7
2C. Linearization of the foam 2-category	10
3. The web algebra	12
3A. The algebra presenting foams	12
3B. Its bimodule 2-category	14
4. The combinatorial model	15
4A. Basic notions	16
4B. Combinatorics of foams	21
4C. The combinatorial realization	26
5. Foams and the type D arc algebra	26
5A. Recalling the type D arc algebra	27
5B. A sign adjusted version	30
5C. The embedding	32
5D. Its bimodules, category $\mathcal{O}$ and foams	34
6. Proofs	35
6A. Proofs of <a href="#">Proposition 4.3</a> and <a href="#">Proposition 3.11</a>	35
6B. Proof of <a href="#">Theorem 4.1</a>	41
6C. Proofs of <a href="#">Proposition 5.10</a> and <a href="#">Theorem 5.1</a>	48
References	51

## 1. INTRODUCTION

*Motivation.* In this paper we study the *web algebra*  $\mathfrak{W}$  attached to  $\mathfrak{gl}_2$ . The algebra  $\mathfrak{W}$  naturally appears in the setup of singular TQFTs in the sense that a 2-subcategory  $\mathfrak{W}\text{-biMod}$  of its bimodule 2-category is equivalent to the 2-category  $\mathfrak{F}$  of certain singular surfaces à la Blanchet [[Bla10](#)], called foams, and  $\mathfrak{W}$  algebraically controls the functorial version of Khovanov’s link homology. The 2-category  $\mathfrak{F}$  can be interpreted as a sign modified version of Bar-Natan’s [[BN05](#)] original cobordism (a.k.a.  $\mathfrak{sl}_2$ -foam) 2-category attached to Khovanov’s link and tangle invariant. The signs are crucial for making Khovanov’s link homology functorial [[Bla10](#)], but very delicate to compute in practice.

Moreover,  $\mathfrak{W}$  contains the (type A) *arc algebra*  $\mathfrak{A}^A$ , introduced by Khovanov [[Kho02](#)], as a subalgebra. The algebra  $\mathfrak{A}^A$  is related to the principal block of parabolic BGG category  $\mathcal{O}$  of type  $A_m$  with parabolic of type  $A_p \times A_q$  for  $p + q = m$  [[BS11b](#)], and can be constructed using

convolution algebras and 2-block Springer fibers of type A [SW12], giving us a connection to Lie theory and the geometry of Springer fibers.

However, a *combinatorial model* of  $\mathfrak{W}$  is missing, i.e. an algebra with an explicit basis and combinatorial multiplication rule on this basis, which is isomorphic to  $\mathfrak{W}$ . This is thus far only known for certain subalgebras of  $\mathfrak{W}$ , including  $\mathfrak{A}^A$ , cf. [BS11a], [EST17], [EST16].

**Question A.** Can one construct a combinatorial model of  $\mathfrak{W}$ ? ▲

Further, in joint work with Stroppel [ES16b], the first author has defined a type D generalization  $\mathfrak{A}^D$  of Khovanov’s arc algebra, which we call the *type D arc algebra*. The algebra  $\mathfrak{A}^D$  is akin to Khovanov’s algebra  $\mathfrak{A}^A$ , and shares many of its features. For example, the algebra  $\mathfrak{A}$  relates to the principal block of the parabolic BGG category  $\mathcal{O}$  of type  $D_n$  with parabolic of type  $A_{n-1}$  [ES16b]. Secondly,  $\mathfrak{A}^D$  can be constructed using 2-block Springer fibers of type D, see [ES16a], [Wil18]. However,  $\mathfrak{A}^D$  was defined in combinatorial terms, using so-called arc diagrams, and no *topological model*, i.e. an isomorphic algebra defined via a TQFT construction, is known so far.

**Question B.** Can one construct a topological model of  $\mathfrak{A}^D$ ? ▲

The purpose of our paper is to answer both questions affirmatively at the same time.

*The main results in a few words.* In the first part of this paper we define an algebra  $c\mathfrak{W}$  in terms of the combinatorics of so-called dotted webs. Our first main result is then that  $c\mathfrak{W}$  is a combinatorial model of  $\mathfrak{W}$  and  $\mathfrak{F}$ , providing an answer to Question A:

**Theorem A.** There is an isomorphism of graded algebras

$$\text{comb}: c\mathfrak{W} \xrightarrow{\cong} \mathfrak{W}.$$

(Consequently, we obtain a combinatorial description of the foam 2-category  $\mathfrak{F}$ .) □

The answer to Question B is then given by:

**Theorem B.** There is an embedding of graded algebras

$$\text{top}: \mathfrak{A}^D \hookrightarrow \mathfrak{W}.$$

Moreover,  $\mathfrak{A}^D$  is an idempotent truncation of  $\mathfrak{W}$  giving an embedding between the associated bimodule 2-categories. □

Thus, the representation theory of the web algebra  $\mathfrak{W}$  relates to different versions of category  $\mathcal{O}$  and the geometry of Springer fibers. (A summary of the various connections is given in Figure 1.) However, an interpretation in terms of link invariants of this is still open.

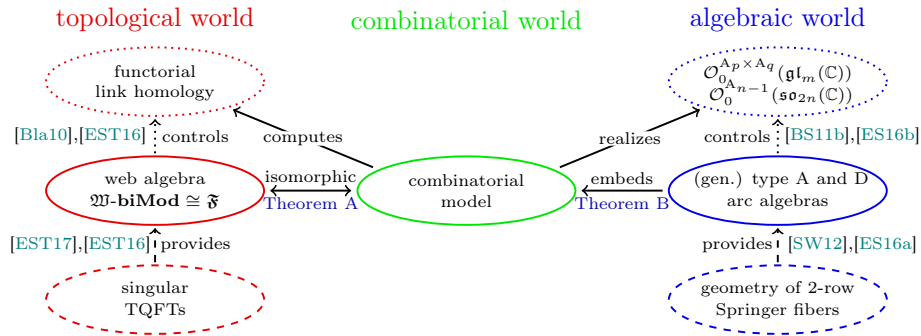


FIGURE 1. Our story in a nutshell.

*Upshot.* As a consequence of [Theorem A](#) we obtain a hands-on way to work with  $\mathfrak{W}$  and therefore with the functorial versions of Khovanov’s link homology constructed from it.

As a consequence of [Theorem B](#) we immediately get that  $\mathfrak{A}^D$  is associative. This is not at all clear from the purely combinatorial definition and was proven in a quite involved way in [\[ES16b\]](#). In fact, as an intermediate step on our way to prove [Theorem B](#), we define a sign adjusted version  $\overline{\mathfrak{A}}^D$  of  $\mathfrak{A}^D$ , and an isomorphism of graded algebras

$$\text{sign}: \mathfrak{A}^D \xrightarrow{\cong} \overline{\mathfrak{A}}^D.$$

The definition of  $\overline{\mathfrak{A}}^D$  does not require any knowledge of singular TQFTs or foams, and has a simpler sign placement than the original type D arc algebra  $\mathfrak{A}^D$ . But the construction of  $\overline{\mathfrak{A}}^D$  comes directly from topology which eliminates the non-locality problem of the original definition in [\[ES16b\]](#), cf. [Remark 5.11](#). Then the isomorphism  $\text{top}$  in [Theorem B](#) is given by assembling the pieces, i.e. the following diagram defines it:

$$\mathfrak{A}^D \xrightarrow{\text{sign}} \overline{\mathfrak{A}}^D \xrightarrow{\overline{\text{top}}} c\mathfrak{W} \xrightarrow{\text{comb}} \mathfrak{W}.$$

$\text{top}$

*The papers content in a nutshell.* In [Section 2](#) we explain webs, foams and singular topological quantum field theories (*singular TQFTs*). These are pieced together into the web algebra  $\mathfrak{W}$  and its representation theory in [Section 3](#). In [Section 4](#) we give a combinatorial model by using what we call dotted webs. In [Section 5](#) we recall the notions underlying the arc algebras, which is given by putting an algebraic multiplication structure on arc diagrams, and we also define the sign adjusted version and the embedding  $\overline{\text{top}}$ . The summary of how these are connected is sketched in [Figure 2](#).

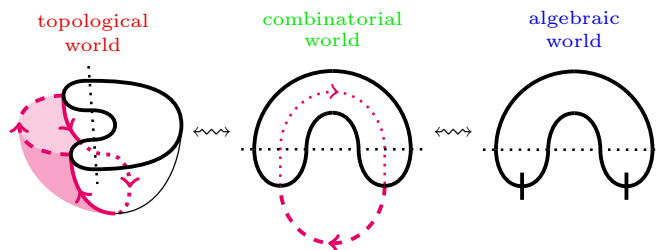


FIGURE 2. From foams to dotted webs to arc diagrams.

For readability, the proofs requiring involved combinatorics and calculations are moved to [Section 6](#), which is the technical heart of the paper.

Finally, using the subquotient construction explained e.g. in [\[EST16, Section 5.1\]](#), one can immediately generalize the web algebra and one obtains an algebra in which the quasi-hereditary cover of  $\mathfrak{A}^D$ , the so-called generalized type D arc algebra, embeds, cf. [Remark 5.20](#). For these generalizations all of our constructions can be, mutatis mutandis, repeated and our results hold verbatim.

**Acknowledgments:** We like to thank Jonathan Grant, Catharina Stroppel and Paul Wedrich for conversations about foams and arc algebras, Kevin Coulembier for a discussion about potential “super webs” underlying our foams, and the referee for a careful reading of the manuscript. We also thank Paul Wedrich for reminding us of cookie-cutters, and a nameless toilet paper roll for illustrating the corresponding strategy.

M.E. was partially supported by the Australian Research Council Grant DP150103431. A.W. was partially supported by a Hausdorff scholarship of the Bonn International Graduate

School and a scholarship of the International Max Planck Research School. This paper is part of the third author's Ph.D. thesis.

**Convention 1.1.** Throughout we work over a field  $\mathbb{K}$  of arbitrary characteristic, and dimension is always meant with respect to  $\mathbb{K}$ . There are two exceptions: our proof of [Proposition 3.11](#) requires  $\mathbb{K} = \overline{\mathbb{K}}$  (this can be avoided, but extends the proof considerably), while all connections to category  $\mathcal{O}$  work over  $\mathbb{K} = \mathbb{C}$  only. Apart from these instances, working over  $\mathbb{Z}$  is entirely possible.

All algebras are assumed to be  $\mathbb{K}$ -algebras, but not necessarily associative nor finite-dimensional nor unital. (All the algebras which we use in this paper are associative, but this is, except for the web algebra, a non-trivial fact.) We abbreviate  $\mathbb{Z}$ -graded by graded and adopt the same conventions as in [\[EST17, Conventions 1.1 and 1.2\]](#) for the graded (finite-dimensional) representation theory of a graded algebra. In particular, graded biprojective means graded left and right projective, and  $\{\cdot\}$  denotes grading shifts, with conventions as fixed in [Convention 1.2](#) below.  $\blacktriangle$

**Convention 1.2.** An additive, graded,  $\mathbb{K}$ -linear 2-category is a category enriched over the category of additive, graded,  $\mathbb{K}$ -linear categories. (We only use small categories and 2-categories in this paper.) Additionally, in our setup, the morphisms of such a 2-category admit grading shifts. That is, given any morphism  $X$  and any  $s \in \mathbb{Z}$ , there is a morphism  $X\{s\}$  such that the identity 2-morphism on  $X$  gives rise to a degree  $s$  homogeneous 2-isomorphism from  $X$  to  $X\{s\}$ . General 2-morphisms in such 2-categories are  $\mathbb{K}$ -linear combinations of homogeneous ones. Hereby, any 2-morphism of degree  $d$  between  $X$  and  $Y$  becomes a 2-morphism of degree  $d - s + t$  between  $X\{s\}$  and  $Y\{t\}$ .  $\blacktriangle$

**A remark about diagrams and colors 1.3.** We read all diagrams from bottom to top and from left to right, and we often illustrate only local pieces.

Regarding colors: The important colors are the reddish (which appear as  $\blacksquare$ ) so-called phantom edges and facets of webs and foams. In a black-and-white version these can be distinguished since phantom edges are dashed and phantom facets are shaded.  $\blacktriangle$

## 2. SINGULAR TQFTS AND FOAMS

In the present section we briefly recall the topological construction of foams via the singular TQFT approach outlined in [\[EST17, Section 2\]](#) and [\[EST16, Section 2\]](#). We assume some familiarity with the foam construction and techniques used therein, but in order for our paper to be reasonably self-contained, we will now recall the most important aspects of the theory of foams.

In short, foams are constructed in three steps. In step one we construct their boundary, called webs. Prefoams are then given by certain singular cobordisms between these webs. In the final step we linearize and take a quotient that naturally arises from relations coming from a singular TQFT.

### 2A. Webs and prefoams.

*The boundary of foams.* We start with step one.

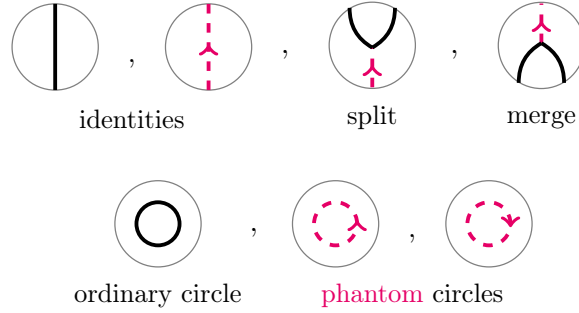
**Definition 2.1.** A *web* is a labeled, piecewise linear, one-dimensional CW complex (a graph with vertices and edges) embedded in  $\mathbb{R}^2 \times \{z\} \subset \mathbb{R}^3$  for some fixed  $z \in \mathbb{R}$  with boundary supported in two horizontal lines, such that all horizontal slices consists only of a finite number of points. (Hence, we can talk about the bottom and top boundary of webs.) Each vertex is either internal and of valency three, or a boundary vertex of valency one.

We assume that each edge carries a label from  $\{\mathbf{o}, \mathbf{p}\}$  (we say they are *colored* by  $\mathbf{o}$  or  $\mathbf{p}$ ). Moreover, the  $\mathbf{p}$ -colored edges are assumed to be oriented, and each internal vertex has precisely one attached edge which is  $\mathbf{p}$ -colored. By convention, the empty web  $\emptyset$  is also a web,

and we allow circle components which consist of edges only. Webs are considered modulo boundary preserving isotopies in  $\mathbb{R}^2 \times \{z\}$ .  $\blacktriangle$

Throughout we consider, not just for webs, labelings with  $\circ$  or  $\mathbf{p}$  and always illustrate them directly as colors using the convention that a reddish color means  $\mathbf{p}$ . Moreover, both, webs and (pre)foams as defined below, contain  $\mathbf{p}$ -colored edges/facets. We call, everything related to these  $\mathbf{p}$ -colored edges/facets *phantom* (illustrated reddish, dashed), anything else *ordinary* (illustrated black).

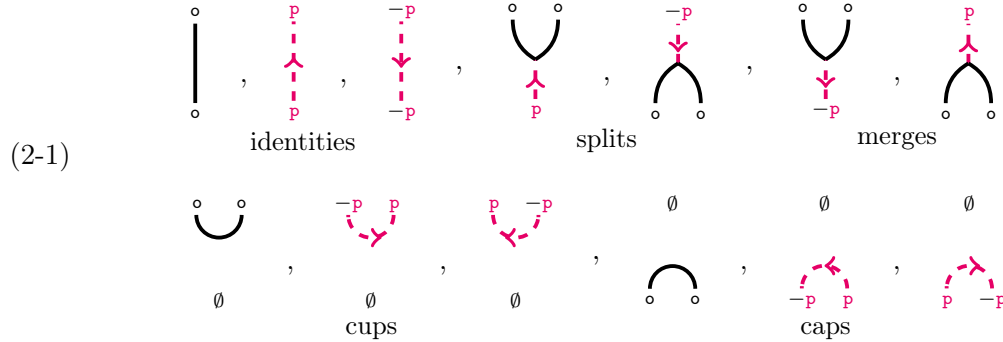
**Example 2.2.** Using these conventions, such webs are for example locally of the form:



Here the outer circle indicates that these are local pictures. (We omit it in what follows and hope no confusion can arise.)  $\blacktriangle$

**Definition 2.3.** Let  $\mathbf{W}$  be the *monoidal category of webs* given as follows:

- (i) Objects are finite words  $\vec{k}$  in  $\{\circ, \mathbf{p}, -\mathbf{p}\}$ . (The empty word  $\emptyset$  is also allowed.)
- (ii) The morphisms spaces  $\text{Hom}_{\mathbf{W}}(\vec{k}, \vec{l})$  are given by all webs with bottom boundary  $\vec{k}$  and top boundary  $\vec{l}$  using the following local conventions (read from bottom to top):



- (iii) The composition  $uv = v \circ u$  is the evident gluing of  $v$  on top of  $u$ , and monoidal product  $\vec{k} \otimes \vec{l}$  or  $u \otimes v$  given by putting  $\vec{k}$  or  $u$  to the left of  $\vec{l}$  or  $v$ .

A *closed web*  $\bar{w}$  is an endomorphism of the empty word  $\emptyset$ , i.e.  $\bar{w} \in \text{End}_{\mathbf{W}}(\emptyset)$ .  $\blacktriangle$

The webs depicted in (2-1) are called *identities*, *splits*, *merges*, *cups* and *caps*, and the latter four are the monoidal generators of  $\mathbf{W}$ .

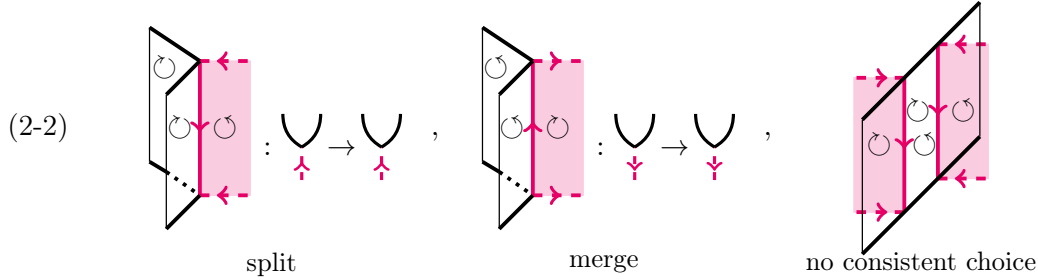
We use the topological and the algebraic notion of webs interchangeably (e.g. the generators from (2-1) are allowed to have their boundary points far apart in the sense that these need not be neighbored).

For later use, we denote by  $*$  the involution that mirrors a web along the top horizontal line and reverses orientations. Moreover, since the objects of  $\mathbf{W}$  can be read off from the webs, we omit to indicate them.

**Remark 2.4.** The reader familiar with [EST17] or [EST16] may note that our webs are slightly different from the ones considered in the aforementioned articles (see Remark 2.17 for a detailed comparison). However, the differences do not affect the construction of foams. ▲

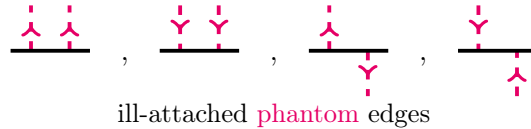
*Prefoams.* We briefly recall the notion of prefoams. A *closed prefoam*  $\bar{f}$  is a singular surface obtained by gluing the boundary circles of a given set of orientable, compact, two-dimensional real surfaces. Some of these surfaces are called *phantom surfaces* (those are colored reddish in the following) and we always glue along three circles, where exactly one of the circles comes from a boundary component of a phantom surface. Closed prefoams are assumed to be embedded in  $\mathbb{R}^3$ .

Note that the singularities which come from the gluing of three circles, called *singular seams*, are locally of the form



Hereby we stress that we only consider those prefoams which can be embedded into  $\mathbb{R}^3$  such that there is a choice of orientation of its facets as illustrated in (2-2) (we fix this orientation); this choice of orientation is consistent in the sense that it induces orientations on the singular seams. Moreover, prefoams are allowed to carry a finite number of markers on each connected component which we call *dots* • and which we illustrate as in (2-4).

**Remark 2.5.** Due to these orientation conventions, there are no prefoams bounding closed webs with an odd number of trivalent vertices. There are also no prefoams bounding a local situation which has *ill-attached* phantom edges (cf. (2-2)), i.e.:



All other local situations are said to have *well-attached* phantom edges (see (6-10)). In contrast, there might be closed webs with an odd number of trivalent vertices or ill-attached phantom edges, but these play no role for us. ▲

**Remark 2.6.** Let  $P_{xy}^{\pm 1}$  be the plane spanned by the first two coordinates in  $\mathbb{R}^3$ , embedded such that the third coordinate is  $\pm 1$ . A (non-necessarily closed) *prefoam*  $f$  is the intersection of  $\mathbb{R}^2 \times [-1, +1]$  with some closed prefoam  $\bar{f}$  such that  $P_{xy}^{\pm 1}$  intersects  $\bar{f}$  generically, now with orientation on its boundary induced as in (2-2): the orientation on the phantom facets agrees with the orientation on the phantom edges of the webs which we view as being the target sitting at the top and disagrees at the bottom. Clearly it suffices to indicate the orientations of the singular seams and we do so in the following. In particular, the orientation of the singular seams point into splits and out of merges at the bottom of a prefoam. ▲

Next, step two: The bottom and top of a prefoam  $f$  are webs  $\bar{w}_b$  and  $\bar{w}_t$ , and we see  $f$  as a cobordism from  $\bar{w}_b$  to  $\bar{w}_t$ , as indicated in (2-2). Using the cobordisms description, the whole data assembles into a monoidal category which we denote by **pF**:

**Definition 2.7.** Let **pF** be the *monoidal category of prefoams* given as follows:

- (i) Objects are closed webs  $\bar{w}_b$  and  $\bar{w}_t$  embedded in  $\mathbb{R} \times \{-1\}$  respectively  $\mathbb{R} \times \{+1\}$ .
- (ii) Morphisms are prefoams  $f: \bar{w}_b \rightarrow \bar{w}_t$ . (Including the empty prefoam  $f(\emptyset)$ .)
- (iii) Composition is the evident gluing, the monoidal structure is given by juxtaposition.  $\blacktriangle$

Note that  $\mathbf{pF}$  is symmetric monoidal, which can be seen by copying [Koc04, Section 1.4].

**2B. Obtaining relations via singular TQFTs.** Next, we recall a singular TQFT and discuss the relations in its kernel which play a crucial role for the definition of foams.

*Singular TQFTs.* Let  $F$  be a (finite-dimensional, commutative, associative, unital) Frobenius algebra. Recall that  $F$  has a non-degenerate trace from  $\text{tr}$ , and an associated TQFT (functor), see e.g. [Koc04] for details.

For us this is needed as follows: Given a closed prefoam  $\bar{f}$ , we can assign to it an element  $\mathcal{T}^*(\bar{f}) \in \mathbb{K}$ . This element is obtained by first decomposing  $\bar{f}$  into its ordinary as well as phantom pieces. Then we apply the TQFT associated to the Frobenius algebra  $F_o = \mathbb{K}[X]/(X^2)$  with trace  $\text{tr}_o(1) = 0, \text{tr}_o(X) = 1$  to the ordinary parts, and the TQFT associated to  $F_p = \mathbb{K}$  with trace  $\text{tr}_p(1) = -1$  to the phantom parts. (Note the minus sign.) Following [EST17, §2.2], the results can then be assembled into an *evaluation of  $\bar{f}$* , i.e. a value  $\mathcal{T}^*(\bar{f}) \in \mathbb{K}$ .

Let  $\bar{w}$  be a closed web and let  $\mathbb{K}\{\text{Hom}_{\mathbf{pF}}(\emptyset, \bar{w})\}$  be the free  $\mathbb{K}$ -vector space with basis given by all prefoams from  $\emptyset$  to  $\bar{w}$ . We obtain a pairing

$$\beta: \mathbb{K}\{\text{Hom}_{\mathbf{pF}}(\emptyset, \bar{w})\} \times \mathbb{K}\{\text{Hom}_{\mathbf{pF}}(\emptyset, \bar{w})\} \rightarrow \mathbb{K}$$

by gluing a pair of two prefoams along their common boundary  $\bar{w}$  and applying  $\mathcal{T}^*$  to the resulting closed prefoam. Let  $\text{rad}(\beta)$  denote its radical, and let

$$\mathcal{T}(\bar{w}) = \mathbb{K}\{\text{Hom}_{\mathbf{pF}}(\emptyset, \bar{w})\} / \text{rad}(\beta).$$

**Lemma 2.8.**  $\mathcal{T}(\bar{w})$  is finite-dimensional for each closed web  $\bar{w}$ .  $\square$

The proof of Lemma 2.8 is given in Section 6, but the point is the existence of a symmetric monoidal functor from  $\mathbf{pF}$  to the symmetric monoidal category  $\mathbb{K}\text{-VS}$  of finite-dimensional  $\mathbb{K}$ -vector spaces. That is, we have the following theorem which can be proven as in [EST17, Theorem 2.11] or [EST16, Theorem 2.10], using Lemma 2.8:

**Theorem 2.9.** There exists a symmetric monoidal functor  $\mathcal{T}: \mathbf{pF} \rightarrow \mathbb{K}\text{-VS}$  which maps a closed web  $\bar{w}$  to  $\mathcal{T}(\bar{w})$ . A prefoam  $f: \bar{w}_b \rightarrow \bar{w}_t$  is sent to the  $\mathbb{K}$ -linear map  $\mathcal{T}(f): \mathcal{T}(\bar{w}_b) \rightarrow \mathcal{T}(\bar{w}_t)$  obtained by composing with this prefoam.  $\blacksquare$

$\mathcal{T}$  is called a *singular TQFT*, and its construction is based on ideas from [BHMV95] (the so-called *universal construction*), as well as [Bla10], which we sketched above.

**Example 2.10.** The following examples

$$\begin{aligned} \mathcal{T}(\bigcirc) &\cong \mathcal{T}(\bigcirc \text{ with } \text{red star}) \cong \mathcal{T}(\bigcirc \text{ with } \text{red star and dot}) \cong \mathbb{K}[X]/(X^2), \\ \mathcal{T}(\text{dashed } \bigcirc \text{ with } \text{red star}) &\cong \mathcal{T}(\text{dashed } \bigcirc \text{ with } \text{red star and dot}) \cong \mathbb{K}, \end{aligned}$$

play a crucial role and actually determine  $\mathcal{T}$  completely.  $\blacktriangle$

*Various foamy relations.* We say that a relation  $a_1 f_1 + \dots + a_k f_k = b_1 g_1 + \dots + b_l g_l$  between formal, finite,  $\mathbb{K}$ -linear combinations of prefoams lies *in the kernel of  $\mathcal{T}$* , if  $a_1 \mathcal{T}(f_1) + \dots + a_k \mathcal{T}(f_k) = b_1 \mathcal{T}(g_1) + \dots + b_l \mathcal{T}(g_l)$  holds as  $\mathbb{K}$ -linear maps. Here are the first examples:



**Lemma 2.11.** (See [EST17, Lemmas 2.9 and 2.13].) The following relations

$$(2-3) \quad \begin{array}{c} \text{Diagram 1} \\ \text{Diagram 2} \end{array} = \begin{array}{c} 0 \\ 1 \end{array}$$

$$(2-4) \quad \boxed{\bullet \bullet} = 0$$

$$(2-5) \quad \text{Diagram 1} = \text{Diagram 2} + \text{Diagram 3}$$

called (from left to right) *ordinary sphere*, *dot and neck cut* relations, as well as the *phantom sphere*, *dot and neck cut* relations

$$(2-6) \quad \text{Diagram 1} = -1$$

$$(2-7) \quad \boxed{\bullet} = - \boxed{\phantom{\bullet}}$$

$$(2-8) \quad \text{Diagram 1} = - \text{Diagram 2}$$

are in the kernel of  $\mathcal{T}$ . Similarly, if one considers ordinary and phantom parts separately, then all the usual TQFT relations (i.e. *Frobenius isotopies*) as e.g. illustrated in [Koc04, Section 1.4] are in the kernel of  $\mathcal{T}$ . Furthermore, the *theta foam* relations

$$(2-9) \quad \text{Diagram 1} = \begin{cases} +1, & \text{if } a = 1, b = 0, \\ -1, & \text{if } a = 0, b = 1, \\ 0, & \text{otherwise,} \end{cases}$$

$$(2-10) \quad \text{Diagram 1} = \begin{cases} -1, & \text{if } a = 1, b = 0, \\ +1, & \text{if } a = 0, b = 1, \\ 0, & \text{otherwise,} \end{cases}$$

are also in the kernel of  $\mathcal{T}$ . ■

Note that (2-9) and (2-10) are the same relation, but reading bottom to top the orientation of the singular seam is reversed when comparing (2-9) to (2-10), which gives an asymmetry.



**Lemma 2.12.** (See [EST17, Lemma 2.14] and [EST16, (19)].) The following relations are in the kernel of  $\mathcal{T}$ . The *dot moving* relations

$$(2-11) \quad \begin{array}{c} \text{Diagram 1} \\ \text{Diagram 2} \end{array} = - \begin{array}{c} \text{Diagram 3} \\ \text{Diagram 4} \end{array}, \quad \begin{array}{c} \text{Diagram 5} \\ \text{Diagram 6} \end{array} = - \begin{array}{c} \text{Diagram 7} \\ \text{Diagram 8} \end{array}$$

the *singular sphere removal* relations

$$(2-12) \quad \begin{array}{c} \text{Diagram 1} \\ \text{Diagram 2} \end{array} = \begin{array}{c} \text{Diagram 3} \\ \text{Diagram 4} \end{array} = - \begin{array}{c} \text{Diagram 5} \\ \text{Diagram 6} \end{array}$$

the *singular neck cutting* and the *closed seam removal* relations (the shaded dots in (2-12) and (2-13) sit on the facets in the back)

$$(2-13) \quad \begin{array}{c} \text{Diagram 1} \\ \text{Diagram 2} \end{array} = \begin{array}{c} \text{Diagram 3} \\ \text{Diagram 4} \end{array} - \begin{array}{c} \text{Diagram 5} \\ \text{Diagram 6} \end{array}$$

$$(2-14) \quad \begin{array}{c} \text{Diagram 1} \\ \text{Diagram 2} \end{array} = \begin{array}{c} \text{Diagram 3} \\ \text{Diagram 4} \end{array} - \begin{array}{c} \text{Diagram 5} \\ \text{Diagram 6} \end{array}$$

the *ordinary-to-phantom neck cutting* and the *ordinary squeeze* relations

$$(2-15) \quad \begin{array}{c} \text{Diagram 1} \\ \text{Diagram 2} \end{array} = - \begin{array}{c} \text{Diagram 3} \\ \text{Diagram 4} \end{array}$$

$$(2-16) \quad \begin{array}{c} \text{Diagram 1} \\ \text{Diagram 2} \end{array} = - \begin{array}{c} \text{Diagram 3} \\ \text{Diagram 4} \end{array}$$

the *phantom cup removal* and *phantom squeeze* relations (with the phantom facets facing towards the reader):

$$(2-17) \quad \boxed{\text{phantom cup}} = - \boxed{\phantom{\text{phantom cup}}}$$

$$(2-18) \quad \boxed{\text{phantom squeeze}} = - \boxed{\text{phantom squeeze}}$$

(The relations (2-17) and (2-18) do not appear in neither [EST17] nor [EST16], but can be proven similarly.) ■

**Remark 2.13.** The relations from Lemma 2.12 exist in various differently oriented versions as well, as the reader is encouraged to check (see also [EST17, Lemma 2.12]). It is crucial that the sign difference in the theta foam relations (2-9) and (2-10) give opposite signs for the relations (2-12), (2-13), (2-14), (2-17) and (2-18) if we invert the orientation of all the appearing seams. ▲

*Gradings.* Note that all Frobenius algebras used in the construction of  $\mathcal{T}$  carry a grading, i.e.  $F_{\circ}$  has 1 in degree zero and  $X$  in degree two, while  $F_{\mathbf{p}}$  is trivially graded. In particular, the functor  $\mathcal{T}$  from Theorem 2.9 can be regarded as a functor to graded, finite-dimensional  $\mathbb{K}$ -vector spaces. Pulling this degree back to  $\mathbf{pF}$  leads to:

**Definition 2.14.** Let  $\hat{f}$  be the CW complex obtained from a prefoam  $f$  by removing the phantom edges/facets, including dots on them, and let  $\chi(\hat{f})$  denote its topological Euler characteristic. (The empty prefoam  $f(\emptyset)$  has, by definition, Euler characteristic zero.) Further, let  $\#\text{dots}(\hat{f})$  denote the number of dots on  $\hat{f}$ , i.e. the number of dots on ordinary facets of  $f$ . Define

$$(2-19) \quad \deg(f) = -\chi(\hat{f}) + 2 \cdot \#\text{dots}(\hat{f}).$$

This gives  $\mathbf{pF}$  the structure of a graded category, i.e. the hom-spaces are graded  $\mathbb{K}$ -vector spaces and composition is additive with respect to these gradings. ▲

By the above, we see that  $\mathcal{T}$  is actually a graded, symmetric monoidal functor.

**2C. Linearization of the foam 2-category.** Next, we need the notion of an *open prefoam*. These are constructed similarly to closed prefoams, but are embedded in  $\mathbb{R} \times [-1, +1]^2 \subset \mathbb{R}^3$ , such that its vertical (second coordinate) boundary components are straight lines in  $\mathbb{R} \times \{\pm 1\} \times [-1, +1]$ , and its horizontal (third coordinate) boundary components are webs embedded in  $\mathbb{R} \times [-1, +1] \times \{\pm 1\}$  (using the same conventions for orientation etc. as before, see e.g. (2-2)). Again, we can see these as cobordisms between the (non-necessarily closed) webs  $u$  and  $v$ . This gives rise to a vertical composition  $\circ$  via gluing (and rescaling), as well as a horizontal composition  $\otimes$  via juxtaposition (and rescaling). We consider such open prefoams modulo isotopies in  $\mathbb{R} \times [-1, +1]^2$  which fix the vertical and horizontal boundary, and the condition that generic slices are webs.

Let  $f$  be some open prefoam, and let  $\#v\text{bound}(\hat{f})$  be the number of vertical boundary components of  $\hat{f}$ , the latter which is defined similarly as above. We extend [Definition 2.14](#) to open prefoams  $f$  via:

$$(2-20) \quad \deg(f) = -\chi(\hat{f}) + 2 \cdot \#\text{dots}(\hat{f}) + \frac{1}{2} \cdot \#v\text{bound}(\hat{f}).$$

(The reader should check that this definition is additive under composition.)

*From prefoams to foams.* We are now ready to define *foams*.

**Definition 2.15.** Let  $\mathfrak{F}$  be the additive closure of the graded,  $\mathbb{K}$ -linear 2-category given by:

- (i) The underlying structure of objects and morphisms is given by the category  $\mathbf{W}$  of webs from [Definition 2.3](#).
- (ii) The space of 2-morphisms between two webs  $u$  and  $v$  is a quotient of the graded, free  $\mathbb{K}$ -vector space on basis given by all open prefoams from  $u$  to  $v$ . The grading is defined to be induced by (2-20).
- (iii) The quotient is obtained by modding out the relations from [Section 2B](#) as well as all relations they induce by closing prefoams via so-called bending or clapping, see e.g. [\[EST16, \(2.21\)\]](#) or [\[ETW18, Section 2.2.3\)\]](#) with

$$(2-21) \quad \begin{array}{ccccc} \text{web} & \xrightarrow{\text{bend}} & \text{web} & \xrightleftharpoons[\text{unbend}]{} & \text{web} \end{array}$$

being an example of the bending of a foam, where the orientations and colorings are just for illustration purposes.

- (iv) The vertical and the horizontal compositions are  $\circ$  and  $\otimes$  from above.

Note that these relations are homogeneous which endows  $\mathfrak{F}$  with the structure of a graded 2-category in the sense of [Convention 1.2](#). ▲

We call  $\mathfrak{F}$  the *(full) foam 2-category*. The 2-morphisms from  $\mathfrak{F}$  are called *foams*. (We also use the same notions as we had for prefoams for foams.)

**Remark 2.16.** The 2-category  $\mathfrak{F}$  can also be defined as a canopolises in the sense of Bar-Natan [\[BN05, Section 8.2\]](#). We stay here with the 2-categorical formulation since in this setup we obtain an equivalent algebraic description in [Proposition 3.11](#). ▲

*Comment on a representation theoretical interpretation of webs.* We now discuss the relation of our webs to categories arising in representation theory. (This section may be skipped on the first reading.) The reader unfamiliar with the translation from webs to intertwiners is referred to [\[Kup96\]](#).)

**Remark 2.17.** The webs we use in this paper do not carry orientations on ordinary edges. In contrast, phantom edges carry orientations, cf. [Definition 2.3](#). If one sees the ordinary edges as corresponding to the vector representation  $V_{\mathfrak{g}}$  of an associated Lie (quantum) algebra  $\mathfrak{g}$  and phantom edges corresponding to the second exterior power  $\Lambda^2 V_{\mathfrak{g}}$  of it, then this translates to  $(V_{\mathfrak{g}})^* \cong V_{\mathfrak{g}}$  as  $\mathfrak{g}$ -modules, but  $(\Lambda^2 V_{\mathfrak{g}})^* \not\cong \Lambda^2 V_{\mathfrak{g}}$ . Thus, if we see webs as  $\mathfrak{g}$ -intertwiners with  $\emptyset$

corresponding to the ground field  $\mathbb{K}$ , then we have the situation

$$\begin{array}{ccc}
 \left| \right. & \rightsquigarrow V_{\mathfrak{g}} \rightarrow V_{\mathfrak{g}}, & \text{---} \rightsquigarrow \Lambda^2 V_{\mathfrak{g}} \rightarrow \Lambda^2 V_{\mathfrak{g}}, \\
 \cup & \rightsquigarrow \Lambda^2 V_{\mathfrak{g}} \hookrightarrow V_{\mathfrak{g}} \otimes V_{\mathfrak{g}}, & \rightsquigarrow \mathbb{K} \hookrightarrow V_{\mathfrak{g}} \otimes V_{\mathfrak{g}}.
 \end{array}$$

These are examples of  $\mathfrak{g}$ -webs as  $\mathfrak{g}$ -intertwiners. The two right  $\mathfrak{g}$ -intertwiners are given by inclusion, the others are identities.

For  $\mathfrak{sl}_2$ -webs (a.k.a. Temperley–Lieb diagrams) one does not need orientations because

$$(V_{\mathfrak{sl}_2})^* \cong V_{\mathfrak{sl}_2} \quad \text{and} \quad (\Lambda^2 V_{\mathfrak{sl}_2})^* \cong \Lambda^2 V_{\mathfrak{sl}_2}.$$

Since we basically use phantom edges to encode signs, repeating all constructions from Sections 2, 3 and 4 for  $\mathfrak{sl}_2$  is very easy and one obtains Bar-Natan’s  $\mathfrak{sl}_2$ -foams  $\mathfrak{F}^{\mathfrak{sl}_2}$  and the associated web and arc algebras as in [BN05], [Kho02].

For  $\mathfrak{gl}_2$ -webs one would have to orient ordinary edges as well since

$$(V_{\mathfrak{gl}_2})^* \not\cong V_{\mathfrak{gl}_2} \quad \text{and} \quad (\Lambda^2 V_{\mathfrak{gl}_2})^* \not\cong \Lambda^2 V_{\mathfrak{gl}_2}.$$

Again, copying Sections 2, 3 and 4 appropriately would give a  $\mathfrak{gl}_2$ -foam 2-category  $\mathfrak{F}^{\mathfrak{gl}_2}$  as in [EST17], [EST16]. Note that ordinary circles in such  $\mathfrak{gl}_2$ -webs are all isomorphic as morphisms of  $\mathfrak{F}^{\mathfrak{gl}_2}$ , regardless of their orientation. Moreover, the isomorphisms between these (cf. (2-5) and below Lemma 6.1) are canonical in the sense that they do not introduce any signs. Thus, for a lot of application as e.g. functorial link homologies,  $\mathfrak{F}$  and  $\mathfrak{F}^{\mathfrak{gl}_2}$  are exchangeable. In fact, we do not have a representation theoretical interpretation of  $\mathfrak{F}$ , but it is the 2-category which we can connect to the type D arc algebras. (For more on the relation between  $\mathfrak{sl}_2$ - and  $\mathfrak{gl}_2$ -web categories see e.g. [TVW17, Remark 1.1]).  $\blacktriangle$

### 3. THE WEB ALGEBRA

We aim to define the web algebra following a similar strategy as for other such algebras.

**3A. The algebra presenting foams.** Recall that  $\vec{k}, \vec{l}$  etc. denote finite words in the symbols  $\circ$  and  $\mathbf{p}, -\mathbf{p}$ . We call these *balanced* in case they have an even number of symbols  $\circ$ . The set of such balanced words is denoted by  $\mathbf{bl}^\circ$ . Furthermore, we write  $\circ_{\vec{k}}$  to denote the total number of  $\circ$ ’s in  $\vec{k}$ . For later use: A (balanced) *block*  $\vec{K}$  is a set consisting of all words  $\vec{k}$  with  $\circ_{\vec{k}} = K$ , for some fixed, even, non-negative integer  $K$ , called the *rank of  $\vec{K}$* . (Note that there is only one block of a fixed rank, and we always match this block and its rank notation-wise.) The set of these blocks is denoted by  $\mathbf{Bl}^\circ$ .

Further, denote by  $\text{CUP}^{\vec{k}} = \text{Hom}_{\mathbf{W}}(\emptyset, \vec{k})$ , whose elements are called *cup webs*. Having two cup webs  $u, v \in \text{CUP}^{\vec{k}}$ , one obtains a closed web  $uv^* = v^* \circ u$  with composition  $\circ$  as in Definition 2.3, i.e. we glue  $v^*$  on top of  $u$ .

**Convention 3.1.** Whenever we work with cup webs  $u, v \in \text{CUP}^{\vec{k}}$  or closed webs of the form  $uv^*$  we fix a line (which we illustrate as a dotted line, cf. (3-2)) on which  $\vec{k}$  is located. This is the monoidal view on webs as in Definition 2.3, which is important to define some notions later. (For example, the notions of a  $\mathfrak{O}$  shape and a  $\mathfrak{C}$  shape make sense.)  $\blacktriangle$

Following the terminology of [Kho04, Section 3], and abusing notation a bit, we define the *web homology*  $\mathcal{T}(\vec{w}) = 2\text{Hom}_{\mathfrak{F}}(\emptyset, \vec{w})$ , i.e. the graded,  $\mathbb{K}$ -linear vector space given by all foams from the empty web  $\emptyset$  to the closed web  $\vec{w}$ .

The web algebra as a  $\mathbb{K}$ -vector space. Let  $d_{\vec{k}} = \frac{1}{2} \circ_{\vec{k}}$ .

**Definition 3.2.** Given  $u, v \in \text{CUP}^{\vec{k}}$  we set

$${}_u(\mathfrak{W}_{\vec{k}})_v = \mathcal{T}(uv^*)\{d_{\vec{k}}\}.$$

The web algebra  $\mathfrak{W}_{\vec{k}}$  for  $\vec{k} \in \mathbf{b1}^\circ$  is the graded  $\mathbb{K}$ -vector space

$$\mathfrak{W}_{\vec{k}} = \bigoplus_{u, v \in \text{CUP}^{\vec{k}}} {}_u(\mathfrak{W}_{\vec{k}})_v$$

and the (full) web algebra  $\mathfrak{W}$  is the direct sum of all  $\mathfrak{W}_{\vec{k}}$  for  $\vec{k} \in \mathbf{b1}^\circ$ . These  $\mathbb{K}$ -vector spaces are equipped with the multiplication recalled below.  $\blacktriangle$

We also define  $\mathfrak{W}_{\vec{K}} = \bigoplus_{\vec{k} \in \vec{K}} \mathfrak{W}_{\vec{k}}$  for all  $\vec{K} \in \mathbf{B1}^\circ$  which we use in Section 5.

*The web algebra as an algebra.* We sketch the multiplicative structure. Details (which are easily adapted to our setup) can be found in [MPT14, Section 3].

**Convention 3.3.** We sometimes need more general webs than webs of the form  $uv^*$  for  $u, v \in \text{CUP}^{\vec{k}}$ . Namely, all possible webs which can turn up in multiplication steps which we recall below. We call such webs *stacked webs*, and use the evident notions of *stacked dotted webs* and *stacked (circle) diagrams* for the two calculi in Sections 4 and 5 as well. The example to keep in mind is given in (3-2), where also some terminology (*dotted and stacking line*) is fixed. Note that, as stacked webs,  $uv^*$  has a middle part consisting of identities.  $\blacktriangle$

The multiplication

$$(3-1) \quad \text{Mult}_{\vec{k}}^{\mathfrak{W}} : \mathfrak{W}_{\vec{k}} \otimes \mathfrak{W}_{\vec{k}} \rightarrow \mathfrak{W}_{\vec{k}}, \quad f \otimes g \mapsto \text{Mult}_{\vec{k}}^{\mathfrak{W}}(f, g)$$

is defined using the *surgery rules*. That is, the multiplication of  $f \in {}_{u_{\text{bot}}}(\mathfrak{W}_{\vec{k}})_v$  and  $g \in {}_{v'}(\mathfrak{W}_{\vec{k}})_{u_{\text{top}}}$  is zero if  $v \neq v'$ . An example in case  $v = v'$  is:

$$(3-2) \quad \begin{array}{c} \begin{array}{c} \vec{k} \text{ --- dotted line} \\ v \text{ ---} \\ v^* \text{ ---} \\ \vec{k} \text{ --- dotted line} \end{array} \end{array} \xrightarrow{\text{saddle foam}} \begin{array}{c} \begin{array}{c} \vec{k} \text{ --- dotted line} \\ v \text{ ---} \\ v^* \text{ ---} \\ \vec{k} \text{ --- dotted line} \end{array} \end{array}$$

The diagram shows a transformation of a web configuration. On the left, a web with boundary labels  $\vec{k}$  at the top and bottom, and  $v$  and  $v^*$  on the sides. It features a 'stacking line' (dashed red) and 'dotted lines' (dotted black). On the right, the result of a 'saddle foam' operation, showing a different web configuration with the same boundary labels but a different internal structure.

(the stacking line in (3-2) is omitted in the following) where the *saddle foam* locally looks as follows and is the identity elsewhere

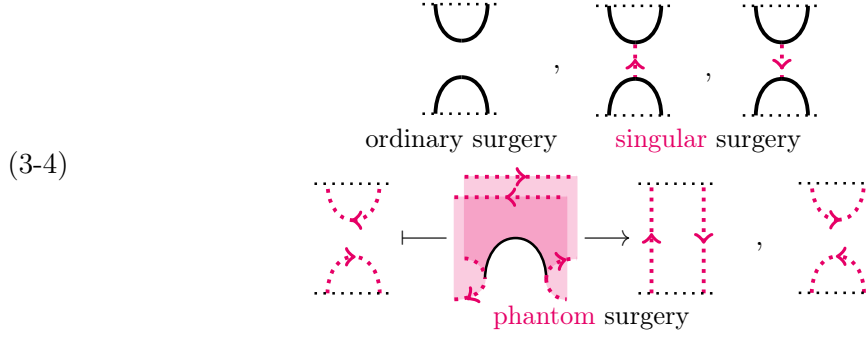
$$(3-3) \quad \begin{array}{c} \text{Diagram showing a saddle foam operation locally, with a pink shaded region and curved arrows indicating the transformation of the web structure.} \end{array}$$

See e.g. [MPT14, Definition 3.3] or [EST17, Definition 2.24] for a detailed account.

Taking direct sums then defines  $\text{Mult}^{\mathfrak{W}}$ .

**Remark 3.4.** We stress that the multiplication with a web  $u_{\text{bot}}v^*$  at the bottom and a web  $v'u_{\text{top}}^*$  at the top is zero in case  $v \neq v'$ . In particular, one has locally (read as in (3-2)) only

the following non-zero surgery configurations:



Hereby the multiplication foams are either ordinary, in the first case, singular saddles in the second and third cases (as illustrated in (3-3), which is a composition of two saddles as in (3-4)), or phantom in the final two cases (one of which we have illustrated in (3-4)).  $\blacktriangle$

By identifying the multiplication in  $\mathfrak{W}$  with the composition in  $\mathfrak{F}$  (which can be done analogously as in [MPT14, Lemma 3.7] via unbending or unclapping, cf. (2-21)) we obtain:

**Proposition 3.5.** The multiplication  $\mathbf{Mult}^{\mathfrak{W}}$  is independent of the order in which the surgeries are performed, which turns  $\mathfrak{W}$  into an associative, graded algebra.  $\blacksquare$

**Remark 3.6.** The web algebras studied in [EST17] and [EST16] fit as follows into our picture here. They consist of only upwards pointing webs and corresponding foams, and can be seen as subalgebras of  $\mathfrak{W}$  by closing the diagrams in [EST17] and [EST16] in a braid closure fashion. (Hereby, the reader should keep Remark 2.17 in mind.) Consequently, the signs that turn up in the combinatorial model presented in Section 4 are more sophisticated versions of the ones from e.g. [EST17, Section 3].

Moreover, Khovanov’s original arc algebra from [Kho02] is a subalgebra of  $\mathfrak{W}$  in at least two different ways: First, by direct embedding without using any phantom facets. Second, by using one of the main results from [EST16], i.e. the isomorphism between the Blanchet–Khovanov algebra and the type A arc algebra.  $\blacktriangle$

**3B. Its bimodule 2-category.** Fix  $\vec{k}, \vec{l} \in \mathbf{b}1^\circ$ .

**Definition 3.7.** Given  $u \in \mathrm{Hom}_{\mathfrak{W}}(\vec{k}, \vec{l})$ , we consider the graded  $\mathbb{K}$ -vector space

$$\mathbf{W}(u) = \bigoplus_{v_{\mathrm{bot}}, v_{\mathrm{top}}} \mathcal{T}(v_{\mathrm{bot}} u v_{\mathrm{top}}^*),$$

with the sum running over all  $v_{\mathrm{bot}} \in \mathrm{CUP}^{\vec{k}}, v_{\mathrm{top}} \in \mathrm{CUP}^{\vec{l}}$ . We endow  $\mathbf{W}(u)$  with a left and a right action of  $\mathfrak{W}$  as in Definition 3.2.  $\blacktriangle$

Noting that the left and right actions do not interact with each other, we see that all  $\mathbf{W}(u)$ ’s are graded  $\mathfrak{W}$ -bimodules referred to as *web bimodules*. In fact:

**Proposition 3.8.** The web bimodules  $\mathbf{W}(u)$  are graded biprojective  $\mathfrak{W}$ -bimodules with finite-dimensional subspaces for all pairs  $v_{\mathrm{bot}} \in \mathrm{CUP}^{\vec{k}}, v_{\mathrm{top}} \in \mathrm{CUP}^{\vec{l}}$ .  $\square$

*Proof.* They are clearly graded. The finite-dimensionality follows from the existence of an explicit cup foam basis, see Proposition 4.3. They are biprojective, because they are direct summands of some  $\mathfrak{W}_{\vec{k}}$  (of some  $\mathfrak{W}_{\vec{l}}$ ) as left (right) modules for suitable  $\vec{k} \in \mathbf{b}1^\circ$  (or  $\vec{l} \in \mathbf{b}1^\circ$ ), see also [MPT14, Proposition 5.11].  $\blacksquare$

**Remark 3.9.** The web bimodules as well as the web algebras (all of them, i.e.  $\mathfrak{W}_{\vec{k}}, \mathfrak{W}_{\vec{l}}$  and  $\mathfrak{W}$ ) are infinite-dimensional. However, note that many of the summands are isomorphic since the webs are isomorphic as morphisms in  $\mathfrak{F}$ , cf. Lemma 6.1.  $\blacktriangle$

Taking everything together, we can define:

**Definition 3.10.** Let  $\mathfrak{W}\text{-biMod}$  be the following 2-category.

- (i) Objects are the various balanced words  $\vec{k} \in \mathbf{bl}^\circ$ .
- (ii) The morphisms are finite sums and tensor products (taken over the algebra  $\mathfrak{W}$ ) of  $\mathfrak{W}$ -bimodules  $\mathbf{W}(u)$ , with composition given by tensoring (over  $\mathfrak{W}$ ).
- (iii) The 2-morphisms are  $\mathfrak{W}$ -bimodule homomorphisms, with vertical and horizontal composition given by composition and by tensoring (over  $\mathfrak{W}$ ).

We consider  $\mathfrak{W}\text{-biMod}$  as a graded 2-category as in [Convention 1.2](#). ▲

For the next proposition we assume  $\mathbb{K} = \overline{\mathbb{K}}$ . This can be avoided, but additional care needs to be taken in the proof.

**Proposition 3.11.** There is an equivalence of additive, graded,  $\mathbb{K}$ -linear 2-categories

$$\Upsilon: \mathfrak{F} \xrightarrow{\cong} \mathfrak{W}\text{-biMod},$$

which is bijective on objects and essential surjective on morphisms. □

The proof is given in [Section 6A](#).

#### 4. THE COMBINATORIAL MODEL

Foams carry information about two-dimensional topological spaces sitting in three-space. This makes direct (non-local) computations quite involved. The aim of this section is to define a version of the web algebra given by web-like objects sitting in the plane, called the *combinatorial* model. That is, we are going to define an algebra  $c\mathfrak{W}$  with multiplication  $\mathbf{Mult}^{c\mathfrak{W}}$  and show:

**Theorem 4.1.** There is an isomorphism of graded algebras

$$\mathbf{comb}: c\mathfrak{W} \xrightarrow{\cong} \mathfrak{W}.$$

(Similarly, denoted by  $\mathbf{comb}_{\vec{k}}$  or  $\mathbf{comb}_{\vec{K}}$ , on summands.) □

The proof of [Theorem 4.1](#) is given in [Section 6B](#). Note that [Theorem 4.1](#) immediately gives the following, which would otherwise be rather involved to prove:

**Corollary 4.2.** The multiplication  $\mathbf{Mult}^{c\mathfrak{W}}$  is independent of the order in which the surgeries are performed, turning  $c\mathfrak{W}$  into an associative, graded algebra. ■

In order to define  $c\mathfrak{W}$  we first need to introduce several combinatorial notions, all of which are dictated by our desire to see  $c\mathfrak{W}$  as a projection of  $\mathfrak{W}$ , cf. [Figure 3](#).

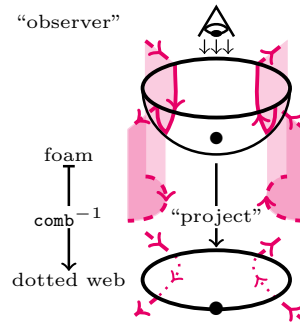


FIGURE 3. From foams to dotted webs: looking from the top to the bottom, a dotted web is obtained from a foam by projection.



These combinatorial notions assemble into what we call *dotted webs*. The algebra  $c\mathfrak{W}$  is then defined very much in the spirit of arc algebras: it has an underlying  $\mathbb{K}$ -linear structure given by dotted (basis) webs, and its multiplication is defined using a combinatorial surgery procedure, in contrast to the topologically defined surgery for web algebras.

The signs turning up are intricate and a major part of this section is just devoted to define combinatorial ways to calculate them. The definition of the mapping  $\text{comb}: c\mathfrak{W} \rightarrow \mathfrak{W}$  is then, up to details which we have migrated to [Section 6](#), the inverse of the one from [Figure 3](#).

**4A. Basic notions.** The first step toward the definition of a combinatorial model for foams is to replace foams by a decoration on webs. To this end, we fix a basis for foam spaces for which we define a combinatorial shadow and explicitly determine its structure constants.

*The cup foam basis.* Note that [Lemma 2.8](#) does not give an explicit basis. But we have a *cup foam basis* whose construction is given in [Section 6](#).

**Proposition 4.3.** Given  $u, v \in \text{Hom}_{\mathfrak{F}}(\vec{k}, \vec{l})$ . There is a finite, homogeneous cup foam basis for  $2\text{Hom}_{\mathfrak{F}}(u, v)$  in the sense of [\[EST17, Definition 4.12\]](#).  $\square$

As we see below, up to signs, the construction is essentially dictated by our desire to have dotted cups as our basis elements and this is how the reader should think of this basis for the time being, see e.g. in [Example 6.5](#). Details will follow in [Section 6A](#). We also write  ${}_u\mathbb{B}_v$  and  $\mathbb{B}(\bar{w}) = {}_{\emptyset}\mathbb{B}_{\bar{w}}$  (for closed webs  $\bar{w}$ ) whenever we mean the fixed cup foam bases given later in [Definition 6.11](#).

By [Proposition 4.3](#),  ${}_u(\mathfrak{W}_{\vec{k}})_v$  has a (fixed) cup foam basis which we denote by  ${}_u\mathbb{B}(\vec{k})_v = \mathbb{B}(uv^*)$ . We also use the evident notation  ${}_u\mathbb{B}(\vec{K})_v$  later on.

*Dotted webs.* Since it follows from the existence of the cup foam basis, cf. [Proposition 4.3](#), that there is a foam basis given by (potentially dotted) cups, such a decoration for us is a dot  $\bullet$  on some component of a web, as well as certain lines keeping track of the singular seams attached to cup foams basis elements.

Hereby, and throughout, a *component* of a web is meant as a topological space after erasing all phantom edges. Moreover, by our definition of webs, connected components are either arcs or circles. In this spirit (and recalling [Convention 3.1](#)), we also say *cup* and *cap* in a web meaning the evident notion obtained by erasing phantom edges, while a *phantom cup/cap* are also to be understood in the evident way, cf. [\(4-7\)](#) where several cups and caps appear. Having a circle, we can speak about its *internal/external* by ignoring all other circles.

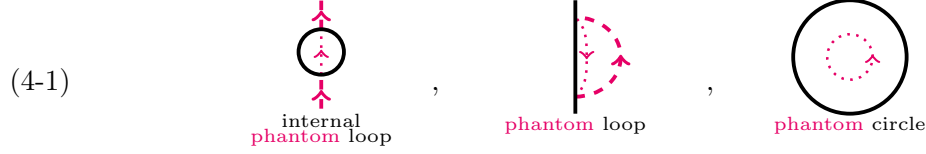
**Convention 4.4.** Webs can have circles with an odd number of trivalent vertices or ill-attached phantom edges, but their associated endomorphism space in the foam 2-category are zero, cf. [Remark 2.5](#). We call such webs *ill-oriented*, all others *well-oriented*. Henceforth, if not stated otherwise, we consider only well-oriented webs (webs for short) with an even number of trivalent vertices and well-attached phantom edges.  $\blacktriangle$

A *path* in a web  $u$  is an embedding of  $[0, 1]$  into the CW complex given by  $u$  after erasing all phantom edges. Given a point  $i$  on a web  $u$ , then the *segment containing  $i$*  is the maximal path containing  $i$  which does not cross any phantom edges. Recalling that webs are embedded in  $\mathbb{R}^2 \times \{z\}$ , we make the following definition. Hereby and throughout, *points on  $u$*  are always meant to be on ordinary parts of the web  $u$ , and are always contained in some segment. (Which one will be evident.)

**Definition 4.5.** Given a web  $u$  and a circle  $C$  of it. Then the *base point*  $B(C)$  on it is defined to be any point in the bottom right segment of  $C$ , viewed in  $x$ - $y$ -coordinates.  $\blacktriangle$

As in [\[EST17, Section 3.1\]](#),  $B(C)$  is a choice of a rightmost point. We also write  $B = B(C)$  for short if no confusion can arise.

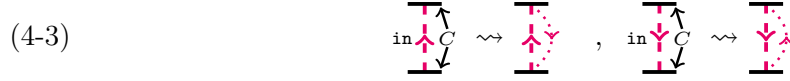
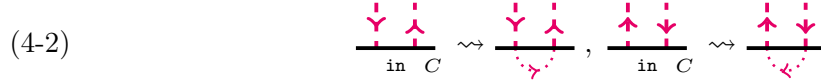
**Definition 4.6.** Given a web  $u$ , then a *phantom seam* is a decoration of  $u$  with an extra edge starting and ending at some trivalent vertices of  $u$  which is oriented in the direction of the adjacent phantom edges of  $u$ , e.g.:



(We illustrate phantom seams dotted and slightly thinner than the other phantom edges.) Hereby we also allow phantom circles, which are always assumed to be in some circle of a web, as on the right above in (4-1). Moreover, the phantom seams have to be attached to a web such that the result does not have any intersections, and no trivalent vertex has more than one attached phantom seam.  $\blacktriangle$

We are quite free to decorate webs. In order to match decorated webs with cup foam basis elements, we have to chose a decoration. This corresponds to choosing a cup foam basis as we see in Section 6A. In particular, it depends on a choice of a point for each circle in question. Choosing such a point  $i$ , we call a phantom edge *i-closest* if it is the first phantom edge one passes when going around anticlockwise, starting at  $i$ . (Similarly for other notions.) If these points are the base points, then we call such a decoration B-admissible.

In order to define such decorations, we fix the following choices of how to put phantom seams locally on webs, fixing a circle  $C$  of it:



where *in* denotes the interior of  $C$ . (We do not distinguish between putting the phantom seams to the bottom or top in (4-2), or right or left in (4-3), cf. (4-4)).

Now, a *B-admissible* decoration is one obtained by applying Algorithm 1 to a circle  $C$  in the web  $u$  with chosen base points  $i = B$ .

**input** : a web  $u$ , a circle  $C$  in it and a chosen point  $i$  of it;

**output** : an  $i$ -admissible decoration  $C_{\text{dec}}$  of  $C$ ;

*initialization*, let  $C_{\text{dec}}$  be the circle without decorations;

```

while  $C$  has attached phantom edges do
  if  $C$  contains a pair as in (4-2) then
    apply (4-2) to the  $i$ -closest such pair;
    add the corresponding phantom seam to  $C_{\text{dec}}$ ;
    remove the corresponding pair from  $C$ ;
  else
    apply (4-3) to any phantom digon not containing  $i$ ;
    add the corresponding phantom seam to  $C_{\text{dec}}$ ;
    remove the corresponding phantom digon from  $C$ ;
  end
end

```

**Algorithm 1:** The  $i$ -admissible decoration algorithm.

Then we piece everything together as in [Section 6A](#). (Details follow in [Section 6A](#), e.g. the notion *phantom digon* is defined therein. Furthermore, for the time being, we ignore questions regarding well-definedness etc. The only thing the reader need to know at this point is that the B-admissible decorations are the ones turning up as in [Figure 3](#).)

**Definition 4.7.** Given a web  $u$ , we allow each circle of it to be decorated by a dot  $\bullet$ , where we assume that the dot is on a segment of  $u$ . Moreover, each trivalent vertex of  $u$  is decorated by an attached phantom seam (there can be any finite number of phantom circles), which are not allowed to cross each other. We call such a web with decorations a *dotted web*.

We call a dotted web a *dotted basis web* in case the following are satisfied.

- (i) All dots are on the segments of the base points B for all circles  $C$  in  $u$ .
- (ii) All phantom seams decorations are B-admissible.

By convention, if some circle  $C$  is not dotted at all, the first condition is satisfied for it.  $\blacktriangle$

We stress that dotted basis webs never have phantom circles. Our choice of terminology comes from the fact (which we will see later on) that these webs play the role of a basis for foams in the setting of dotted webs.

We denote dotted webs using capital letters as e.g.  $U, V, \overline{W}$  etc., and we say they are of *shape*  $u, v, \overline{w}$  etc. In the following we consider dotted (basis) webs up to isotopies of these seen as decorated (by dots) planar graphs, as well as the relations

$$(4-4) \quad \begin{array}{c} \text{phantom seam} \\ \text{on left} \end{array} = \begin{array}{c} \text{phantom seam} \\ \text{on right} \end{array}, \quad \begin{array}{c} \text{phantom seam} \\ \text{on left} \end{array} \boxed{\overline{W}} = \boxed{\overline{W}} \begin{array}{c} \text{phantom seam} \\ \text{on right} \end{array}$$

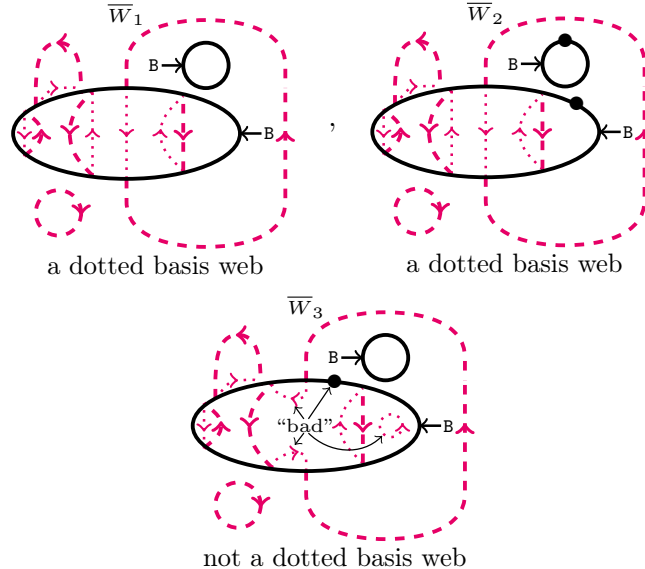
where  $\overline{W}$  is some dotted web not connected to the displayed phantom seam. (Similar for all versions of these with different orientations.)

**Definition 4.8.** The *degree* of a dotted web  $U$  is defined as

$$(4-5) \quad \deg(U) = -\#C + 2 \cdot \#\text{dots},$$

where  $\#C$  is the number of circles and  $\#\text{dots}$  the number of dots in  $U$ .  $\blacktriangle$

**Example 4.9.** Below we have illustrated three examples  $\overline{W}_1, \overline{W}_2$  and  $\overline{W}_3$  of possible decorations of a web  $\overline{w}$ . The dotted web  $\overline{W}_3$  is not a dotted basis web: the dot is not on the B-segment, there is a phantom circle and the two phantom seams are not B-admissible. (We have indicated all of them using the word “bad”.)



Thus we allow at most one dot per circle. From left to right, the degrees are  $-2$ ,  $2$  and  $0$ .  $\blacktriangle$

Moreover, we define:

**Definition 4.10.** Given a dotted web  $U$  we define  $\mathbf{np}\text{circ}(U)$  to be the total number of anticlockwise (negative) oriented phantom circles.  $\blacktriangle$

**Example 4.11.** One has  $\mathbf{np}\text{circ}(\overline{W}_1) = \mathbf{np}\text{circ}(\overline{W}_2) = 0$ , but  $\mathbf{np}\text{circ}(\overline{W}_3) = 1$  for the three dotted webs in [Example 4.9](#).  $\blacktriangle$

*Keeping track of the dot moving signs.* In the following paths from a point  $i$  to a point  $j$  are denoted by  $i \rightarrow j$ .

**Definition 4.12.** Given web  $u$  and two fixed points  $i, j$  on  $u$  which are connected by a path  $i \rightarrow j$ , we define

$$\mathbf{p}\text{edge}(i \rightarrow j) = \text{number of phantom edges attached to } i \rightarrow j.$$

We extend  $\mathbf{p}\text{edge}(- \rightarrow -)$  additively for concatenations of distinct path. (Here and in the following  $-$  plays the role of a place holder.)  $\blacktriangle$

**Example 4.13.** A blueprint example is provided by the web from [Example 4.16](#), using the same choice of a circle  $C$  and points as therein. If we choose the corresponding path going around anticlockwise, then we have

$$\mathbf{p}\text{edge}(i \rightarrow j) = 3, \quad \mathbf{p}\text{edge}(i \rightarrow k) = 5, \quad \mathbf{p}\text{edge}(i \rightarrow l) = 8,$$

for example.  $\blacktriangle$

In general,  $\mathbf{p}\text{edge}(i \rightarrow j)$  depends on which path connecting  $i$  and  $j$  is chosen. But we note the following lemma which we need to make the sign assignment below in [Section 4B](#) well defined, and whose (very easy) proof is left to the reader (keeping [Convention 4.4](#) in mind):

**Lemma 4.14.** The statistics from [Definition 4.12](#) taken modulo 2 do not depend on the path between the points  $i$  and  $j$ .  $\blacksquare$

*Keeping track of the topological signs.* We call a situation as in the middle of (4-1) a *phantom loop*, no matter how many other phantom edges are in between the two trivalent vertices. In particular, phantom loops in closed webs are always associated to a circle, namely the one they start/end. Thus, we can say whether they are *internal* or *external*, cf. (4-1).

**Definition 4.15.** Given a circle  $C$  in some web  $u$  and a fixed point  $i$  on it. Let  $L$  be an internal phantom loop attached to  $C$ . Then:

- (i) The internal phantom loop  $L$  is said to be *i-positive*, if it points out of  $C$  first when reading from  $i$  anticlockwise.
- (ii) The internal phantom loop  $L$  is said to be *i-negative*, if it points into  $C$  first when reading from  $i$  anticlockwise.  $\blacktriangle$

(Note that this is an asymmetric property heavily depending on  $i$ .)

We sometimes need to consider internal phantom loops attached to some circle  $C$  after removing all circles nested in  $C$ , cf. [Example 4.16](#).

The notion of an *outgoing phantom edge* of some circle  $C$  of some web  $u$  is, by definition, a phantom edge in the exterior of  $C$ , counting the phantom loops in the exterior twice. (For example, the right nested circle in the web from [Example 4.16](#) has two outgoing phantom edges and one phantom loop; the circle  $C$  in the same example has two outgoing phantom edges given by the phantom loop  $L_3$ .)

The diagram shows a genus-2 surface (a torus with two holes) enclosed by a boundary labeled  $C$ . The surface is divided into regions by dashed lines. Labels  $L_1, L_2, L_3, L_4, L_5$  are placed in different regions. Arrows labeled  $i, j, k, l, m$  point towards the boundary  $C$ . A curved arrow indicates an "anticlockwise reading" direction.

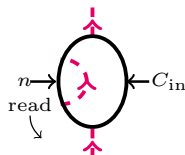
With respect to positive or negative phantom loops we have to read anticlockwise starting from the various points. (Since we always read anticlockwise we just write *read* in the following.) One sees that  $L_1$  is positive with respect to  $i$  and  $l$ , but negative with respect to  $j, k$  and  $m$ . For  $L_2$  the situation is vice versa, and  $L_4$  is  $m$ -positive, but negative for all other points. The phantom loop  $L_3$  is exterior and we do not need to check whether its  $-$ -positive or  $-$ -negative. The reader is encouraged to work out the situation for  $L_5$ .  $\blacktriangle$

[illegible]

**Definition 4.18.** Given a web  $u$  and a circle  $C$  in  $u$ , and fix a point  $i$  on it, and ignore all of its nested circles. With respect to the chosen point  $i$  we define:

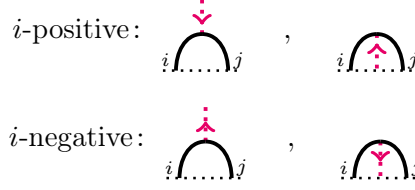
(Again, this depends on  $i$ .)

Next, for the right nested circle  $C_{\text{in}}$  of the web in the very same example, i.e.



*Keeping track of the saddle signs.* Let  $u$  be a stacked web. All three definitions below are with respect to the stacked web  $u$ , for which we assume that we are in the situation of a cup-cap pair involved in an ordinary or singular surgery (as e.g. in (3-2)) with fixed points  $i$  and  $j$  on them.

**Definition 4.20.** A phantom edge attached to the cup of the cup-cap pair is said to be *i-positive* respectively *i-negative* in cases



For  $j$  instead of  $i$  we swap positive ones with negative ones. ▲

**Definition 4.21.** Then the *saddle type*  $\mathbf{s}\text{type}$  is defined to be

$$\mathbf{s}\text{type}(i, j) = \mathbf{s}\text{type}(j, i) = \begin{cases} 0, & \text{if } \mathbf{p}\text{edge}(i \rightarrow j) \text{ is even,} \\ 1, & \text{if } \mathbf{p}\text{edge}(i \rightarrow j) \text{ is odd.} \end{cases}$$

(We write  $\mathbf{s}\text{type} = \mathbf{s}\text{type}(i, j) = \mathbf{s}\text{type}(j, i)$  for short.) ▲

**Definition 4.22.** The *i-saddle width* is defined to be

$$\mathbf{npsad}(i) = \text{number of } i\text{-negative } \mathbf{p}\text{phantom} \text{ edges attached to the cup.}$$

The *j-saddle width* is defined similarly, but using  $j$ -negative phantom edges. ▲

**Remark 4.23.** The asymmetries in [Definitions 4.10, 4.18](#) and [4.22](#) come from our choice of evaluation in [\(2-9\)](#) and [\(2-10\)](#). We stress this using  $\mathbf{np}$  as a prefix. ▲

All of the above can be used for dotted webs as well, and we do so in the following.

**Example 4.24.** Consider the surgery from [\(3-2\)](#). Then  $\mathbf{npsad}(i) = 2$  for a point  $i$  to the left of it,  $\mathbf{npsad}(j) = 1$  for a point  $j$  to the right of it and  $\mathbf{s}\text{type} = 1$ . More general, the saddle type can be thought of as being 0 (usual) or 1 (singular) with the convention as in [\(4-7\)](#). ▲

**4B. Combinatorics of foams.** Given  $\vec{k}$ , and two webs  $u, v \in \text{CUP}^{\vec{k}}$ , then the set

$${}_u\mathbb{B}(\vec{k})_v = \mathbb{B}(uv^*) = \{\text{all dotted basis webs of shape } uv^*\}$$

plays the role of a combinatorial version of the cup foam basis.

*The  $\mathbb{K}$ -linear structure.* We start by defining the graded  $\mathbb{K}$ -vector space structure of the combinatorial model of the web algebra. Recall that  $d_{\vec{k}} = \frac{1}{2} \circ \vec{k}$ .

**Definition 4.25.** Given  $u, v \in \text{CUP}^{\vec{k}}$  for  $\vec{k} \in \mathbf{b1}^\circ$  we set

$${}_u(c\mathfrak{W}_{\vec{k}})_v = \langle {}_u\mathbb{B}(\vec{k})_v \rangle_{\mathbb{K}} \{d_{\vec{k}}\},$$

that is the free  $\mathbb{K}$ -vector space on basis  ${}_u\mathbb{B}(\vec{k})_v$ . The *combinatorial web algebra*  $c\mathfrak{W}_{\vec{k}}$  for  $\vec{k} \in \mathbf{b1}^\circ$  is the graded  $\mathbb{K}$ -vector space

$$c\mathfrak{W}_{\vec{k}} = \bigoplus_{u, v \in \text{CUP}^{\vec{k}}} {}_u(c\mathfrak{W}_{\vec{k}})_v$$

with grading given on dotted basis webs via [\(4-5\)](#). The *combinatorial (full) web algebra*  $c\mathfrak{W}$  is the direct sum of all  $c\mathfrak{W}_{\vec{k}}$  for  $\vec{k} \in \mathbf{b1}^\circ$ . These  $\mathbb{K}$ -vector spaces are equipped with the multiplication we define below. ▲

For later use in [Section 5](#), we also define  $c\mathfrak{W}_{\vec{K}} = \bigoplus_{\vec{k} \in \vec{K}} c\mathfrak{W}_{\vec{k}}$  for all  $\vec{K} \in \mathbf{B1}^\circ$ . Clearly, a basis of  $c\mathfrak{W}_{\vec{K}}$  is given by  ${}_u\mathbb{B}(\vec{K})_v = \coprod_{\vec{k} \in \vec{K}} {}_u\mathbb{B}(\vec{k})_v$ .

Note the crucial difference to [Definition 3.2](#): The multiplicative structure of  $\mathfrak{W}$  was naturally given by the foam 2-category  $\mathfrak{F}$ , but we have to construct a basis for the algebra. In contrast, the basis of  $c\mathfrak{W}$  is given, but we have to construct the multiplicative structure. That is what we are going to do next.

*The multiplication without signs.* We define again  $\mathbf{Mult}_k^{\mathcal{W}}$  and then take direct sums to obtain  $\mathbf{Mult}^{\mathcal{W}}$ . (We use notation similar to [Section 3A](#).)

To define  $\mathbf{Mult}_k^{\mathcal{W}}$  as in (3-1) we have to assign to each pair of dotted basis webs  $U_{\text{bot}}V^*$  and  $VU_{\text{top}}^*$  a sum of dotted basis webs of shape  $u_{\text{bot}}u_{\text{top}}^*$ . We do so by the usual inductive surgery process, where we first only change the shape (similarly to [\[EST17, Section 3.3\]](#)) and reconnect phantom seams.

Now, for any (ordinary, singular or phantom) cup-cap pair in the middle section  $V^*V$  we want to model the situation from (3-4) and we do the following local replacements, where we also fix four points on the webs in question, e.g.:

(4-7)

The diagram (4-7) illustrates three types of local replacements for cup-cap pairs in the middle section  $V^*V$ :

- ordinary surgery:** A cup-cap pair with top point  $t$ , bottom point  $b$ , and base points  $i$  and  $j$  is replaced by two vertical lines. The left line has a red dot at  $i$  and the right line has a red dot at  $j$ . The label "ordinary surgery" is below.
- singular surgery:** A cup-cap pair with top point  $t$ , bottom point  $b$ , and base points  $i$  and  $j$  is replaced by two vertical lines. The left line has a red dot at  $i$  and the right line has a red dot at  $j$ . The label "singular surgery" is below.
- phantom surgery:** A cup-cap pair with top point  $t$ , bottom point  $b$ , and base points  $i$  and  $j$  is replaced by two vertical lines. The left line has a red dot at  $i$  and the right line has a red dot at  $j$ . The label "phantom surgery" is below.

(There are also bigger configurations similar to these with more phantom edges, but these are the only possible local configurations.) If we are not in a situation as exemplified in (4-7), then the multiplication is defined to be zero. (See also (3-4).)

**Remark 4.26.** The rules in (4-7) should be read locally in the sense that there might be several unaffected components in between, as e.g. in (3-2). These do not matter for what happens to the shape, but the scalars depend on the precise form as we see below.  $\blacktriangle$

We assume that we perform the local rules from (4-7) for the leftmost available cup-cap pair. Using these conventions, one directly checks that the rules presented below turn  $\mathcal{W}$  into a graded algebra (not necessarily associative at this point).

**Remark 4.27.** There is a  $\mathfrak{O}$  shape within the multiplication procedure, cf. [Example 4.29](#) (which essentially defines the notion of a  $\mathfrak{O}$  shape). Its mirror, the  $\mathfrak{C}$  shape, is ruled out by choosing the leftmost available cup-cap pair. Still, below we give the rule for this case as well, since it follows that one can actually choose any cup-cap pair, see [Corollary 4.2](#). This is in contrast to the type D situation as we see in [Section 5](#).  $\blacktriangle$

We first define the multiplication without signs. Hereby we say for short that we *put a dot on a circle  $C$*  and we mean that we put it on the segment of its base point  $B$ . The procedure from (4-7) either merges two circles into one, or it splits one into two.

The multiplication without signs is defined as follows, where we always perform the local procedure from (4-7). We write e.g.  $C_-$ , then the corresponding circle should contain the point  $-$ .



**Merge.** Assume two circles  $C_b$  and  $C_t$  are merged into a circle  $C_{af}$ .

- (a) If both are undotted, then nothing additionally needs to be done.
- (b) If one is undotted and the other one dotted, then put a dot on  $C_{af}$ .
- (c) If both circles are dotted, then the result is zero.

**Split.** Assume a circle  $C_{be}$  splits into  $C_i$  and  $C_j$ .

- (a) If  $C_{be}$  is undotted, then take the sum of two copies of the result, in one put a dot on  $C_i$ , in the other on  $C_j$ .
- (b) If  $C_{be}$  is dotted, then put a dot on either  $C_i$  or  $C_j$  such that both are dotted.

In case of a  $\mathcal{O}$  or  $\mathcal{C}$  shape, remove all phantom circles from the result.

**Phantom surgery.** In this case nothing additionally needs to be done.

**Turning inside out.** In the nested case (which we meet below) the interior of some circle turns into the exterior of another circle after surgery and vice versa. In those cases reconnect the phantom seams until they are B-admissible, cf. [Example 4.28](#). (We show in [Section 6A](#) that this can always be done by reconnection locally as illustrated in [\(6-3\)](#).)

*The multiplication with signs.* We have to define several notions to fix the signs for the multiplication. The signs depend on the number and the positions of the phantom edges. As in [\[EST17, Section 3.3\]](#) there are *dot moving signs*, *topological signs*, *saddle signs* and, a new type, *phantom circle signs*. All of the old signs are generalizations of the ones in [\[EST17, Section 3.3\]](#) (due to the fact that we deal here with more flexible situation).

Following [\[EST17, Section 3.3\]](#), there are now several cases for the surgeries depending on whether a merge or a split involves nested circles or not. In contrast, the phantom surgery only depends on whether the phantom cup-cap pair involved in the surgery forms a closed circle. Then the multiplication result from above is modified as follows. (We use the notation from above. Moreover, the meticulous reader might note that we have to use [Lemma 4.14](#) to make sure that the signs are well-defined.) Below all points  $b, t, i, j$  are as in [\(4-7\)](#), and we write  $B_- = B(C_-)$  for short.

**Non-nested merge.** In this case only one modification is made:

- (a) If  $C_b$  is dotted and  $C_t$  undotted, then we multiply by
- $$(4-8) \quad (-1)^{\text{pedge}(B_b \rightarrow B_{af})}.$$

This sign is called the *(existing) dot moving sign*, and works in the same way if we exchange the roles of  $b$  and  $t$ .

**Nested merge.** Denote the inner of the two circles  $C_b$  and  $C_t$  by  $C_{in}$ . Then this case is modified by *(existing) dot moving signs*, *topological signs* and *saddle signs*:

- (a) If both circles are undotted, then we multiply the result by
- $$(4-9) \quad (-1)^{\text{nploop}(C_{in}, i)} (-1)^{\text{stype}} (-1)^{\text{npsad}(i)}.$$

- (b) If one of them is dotted, say  $C_b$ , then we multiply the result by
- $$(4-10) \quad (-1)^{\text{pedge}(B_b \rightarrow B_{af})} (-1)^{\text{nploop}(C_{in}, i)} (-1)^{\text{stype}} (-1)^{\text{npsad}(i)}.$$

Similarly for exchanged roles of  $C_b$  and  $C_t$ .

**Non-nested split.** Both cases are modified by *(new and existing) dot moving signs* and *saddle signs*:

(a) If  $C_{be}$  is undotted, then we multiply the summand where  $C_i$  is dotted by

$$(4-11) \quad (-1)^{\text{pedge}(i \rightarrow B_i)} (-1)^{\text{np sad}(i)},$$

and the one where  $C_j$  is dotted by

$$(4-12) \quad (-1)^{\text{pedge}(j \rightarrow B_j)} (-1)^{\text{s type}} (-1)^{\text{np sad}(i)},$$

(b) If  $C_{be}$  is dotted, then we multiply the result by

$$(4-13) \quad (-1)^{\text{pedge}(- \rightarrow B_-)} (-1)^{\text{np sad}(-)}.$$

Here  $- \in \{i, j\}$  is such that  $C_-$  does not contain  $B_{be}$ .

**Nested split,  $\mathfrak{D}$  shape.** Let  $\overline{W}$  denotes the dotted web after the surgery and before removing the phantom circles. Both cases are modified by (*new and existing*) *dot moving signs*, *topological signs* and *phantom circle sign*:

(a) If  $C_{be}$  is undotted, then we multiply the summand where  $C_i$  is dotted by

$$(4-14) \quad (-1)^{\text{pedge}(i \rightarrow B_i)} (-1)^{\text{np loop}(C_j, j)} (-1)^{\text{s type}} (-1)^{\text{np circ}(\overline{W})},$$

and the one where  $C_j$  is dotted by

$$(4-15) \quad (-1)^{\text{pedge}(j \rightarrow B_j)} (-1)^{\text{np loop}(C_j, j)} (-1)^{\text{np circ}(\overline{W})}.$$

(b) If  $C_{be}$  is dotted, then we multiply with

$$(4-16) \quad (-1)^{\text{pedge}(j \rightarrow B_j)} (-1)^{\text{np loop}(C_j, j)} (-1)^{\text{np circ}(\overline{W})}.$$

**Nested split,  $\mathfrak{C}$  shape.** This is slightly different from the  $\mathfrak{D}$  shape:

(a) If  $C_{be}$  is undotted, then we multiply the summand where  $C_i$  is dotted by

$$(4-17) \quad (-1)^{\text{pedge}(i \rightarrow B_i)} (-1)^{\text{np loop}(C_i, i)} (-1)^{\text{np circ}(\overline{W})},$$

and the one where  $C_j$  is dotted by

$$(4-18) \quad (-1)^{\text{pedge}(j \rightarrow B_j)} (-1)^{\text{np loop}(C_i, i)} (-1)^{\text{s type}} (-1)^{\text{np circ}(\overline{W})}.$$

(b) If  $C_{be}$  is dotted, then we multiply with

$$(4-19) \quad (-1)^{\text{pedge}(i \rightarrow B_i)} (-1)^{\text{np loop}(C_i, i)} (-1)^{\text{np circ}(\overline{W})}.$$

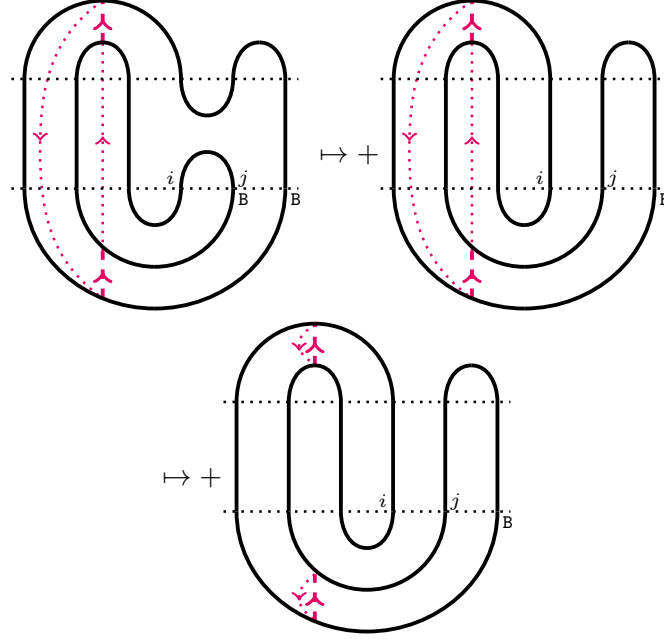
**Phantom surgery.** Only one modification has to be made, i.e.:

(a) If the phantom cup-cap pair forms a circle, then we multiply by  $-1$ .

**Turning inside out.** No additional changes need to be done.

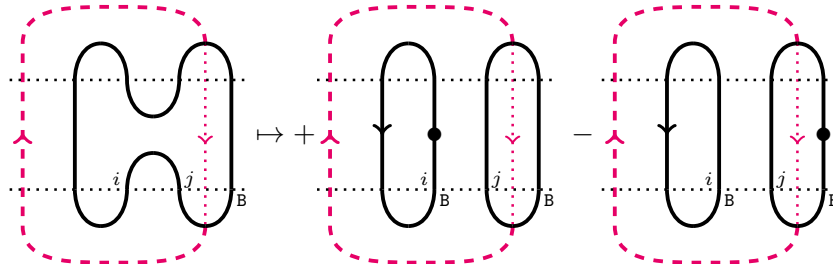
*Examples of the multiplication.* Let us give some examples. Note that we always omit the step called *collapsing*, that is, getting rid of the identity piece in the middle which remains after the surgery, cf. [EST17, (27)]. Moreover, the reader can find several examples in [EST17, Examples 3.15 and 3.16] of which we encourage her/him to convert to our situation here, see also Remark 3.6.

**Example 4.28.** As already in the setup of [EST17], the most involved example is a nested merge, which now comes in plenty of varieties. Here is one:

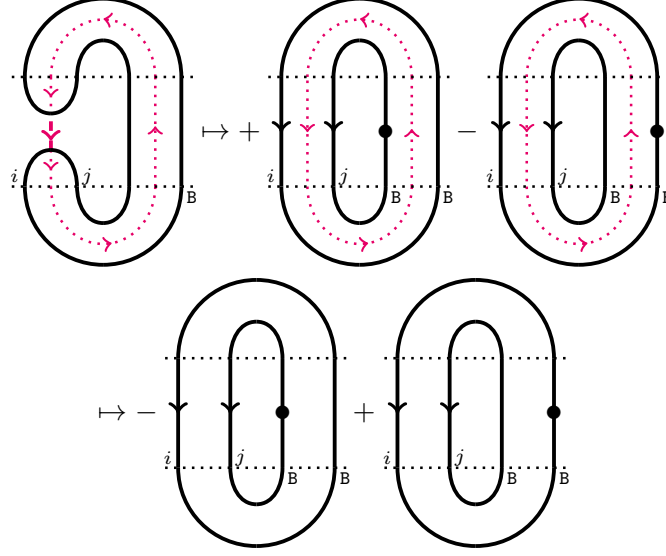


We have  $\text{s\textcolor{red}{type}} = 0$ ,  $\text{n\textcolor{red}{p}loop}(C_{\text{in}}, i) = 0$  and  $\text{n\textcolor{red}{p}sad}(i) = 0$ , giving a positive sign. The last move, which never gives any signs, reconnects the phantom seams to fit our choice of basis (which is formally defined in Section 6A).  $\blacktriangle$

**Example 4.29.** The basic splitting situation are the  $H$  and the  $\mathfrak{D}$ , which come in different flavors (depending on the various attached phantom edges). Here are two small blueprint examples illustrating some new phenomena which do not appear in the only upwards oriented setup. First, an  $H$ :



Note that  $\text{stype} = 0$  and the saddle sign  $\text{np sad}(i)$  is trivial in this case, but the rightmost summand acquires a dot moving sign. Next, a  $\mathfrak{D}$ :



In the first step the only non-trivial sign comes from  $\text{stype} = 1$  (which gives the minus sign for the element in the middle). While in the second step we have removed the phantom circle at the cost of an overall minus sign. (Again, the phantom seams dictate the non-trivial manipulation we need to do to bring the result into the form of our chosen basis.)  $\blacktriangle$

**4C. The combinatorial realization.** Next, we define the combinatorial isomorphism  $\text{comb}$ . Morally it is given as in Figure 3. Formally it is given by using our algorithmic construction (where we use subscripts to distinguish between the two cup foam bases):

**Definition 4.30.** Given  $\bar{w} = uv^*$  with  $u, v \in \text{CUP}^{\vec{k}}$ , we define a  $\mathbb{K}$ -linear map

$$\text{comb}_u^v: \langle \mathbb{B}(\bar{w})_{\mathfrak{W}} \rangle_{\mathbb{K}} \rightarrow \langle \mathbb{B}(\bar{w})_{\mathfrak{W}} \rangle_{\mathbb{K}}, \quad \bar{W} \mapsto f(\bar{W}),$$

by sending a dotted basis web  $\bar{W}$  with phantom seam structure as obtained from Algorithm 1 (pieced together as in Section 6A) to the foam  $f(\bar{W})$  of the shape as obtained by using Algorithm 5 with the dot placement matched in the sense that  $f(\bar{W})$  has a dot on the facet attached a segment which carries a base point  $B$  if and only if  $\bar{W}$  has a dot on the very same segment. Similarly, by taking direct sums, we define  $\text{comb}_{\vec{k}}$ ,  $\text{comb}_{\vec{K}}$  and  $\text{comb}$ .  $\blacktriangle$

We see in Section 6 that  $\text{comb}$  extends to the isomorphism from Theorem 4.1.

**Remark 4.31.** We point out that one could upgrade Theorem 4.1 to include combinatorial description for the web bimodules  $\mathbf{W}(u)$  as well. In principal, the steps one has to do are the same as for the algebras, but more different local situations as in (4-7) have to be considered, cf. [EST16, Sections 4.2, 4.3 and 4.4] where the same was done in the setup where webs are oriented upwards. In order to keep the length of this paper in reasonable boundaries, we omit the rather involved details.  $\blacktriangle$

**Remark 4.32.** For other web algebras the situation is more delicate, cf. Remark 6.7, and combinatorial definitions are mostly missing. We prefer the combinatorially easier model using dots on webs in this paper, but for e.g. web algebras as in [MPT14] one would need more sophisticated notions as e.g. flows in the sense of [KK99] as decorations.  $\blacktriangle$

## 5. FOAMS AND THE TYPE D ARC ALGEBRA

The purpose of this section is to give a topological interpretation of the type D arc algebra from [ES16b], which will be recalled in Section 5A. In fact, as we will see, this algebra is a subalgebra of the web algebra which in some sense can be seen as “the good definition of it”.

To elaborate, if we denote the type D arc algebra by  $\mathfrak{A} = \mathfrak{A}^D$ , then:

**Theorem 5.1.** There is an embedding of graded algebras

$$\text{top}: \mathfrak{A} \hookrightarrow \mathfrak{W}.$$

(Similarly, denoted by  $\text{top}_\Lambda$ , on each summand.)  $\square$

(Again, all proofs are given in [Section 6C](#).)

In order to define  $\text{top}$ , we have to sign adjust the multiplication structure of  $\mathfrak{A}$ , denoted by  $\overline{\mathfrak{A}}$ , which we do in [Section 5B](#), where we also give an isomorphism  $\text{sign}: \mathfrak{A} \xrightarrow{\cong} \overline{\mathfrak{A}}$ . In fact, up to signs, the algebra  $\mathfrak{A}$  is defined similarly as  $\mathfrak{A}$ , namely in the usual spirit of arc algebras as a  $\mathbb{K}$ -linear vector space on certain diagrams called *(marked) arc or circle diagrams*. (With markers displayed as  $\mid$ .) Having  $\overline{\mathfrak{A}}$  and  $\text{comb}: \mathcal{CW} \xrightarrow{\cong} \mathfrak{W}$  from [Section 4](#), it is almost a tautology to define an embedding  $\overline{\text{top}}: \overline{\mathfrak{A}} \hookrightarrow \mathcal{CW}$ . We do the latter in [Section 5C](#), but the picture to keep in mind how to go from  $\overline{\mathfrak{A}}$  to  $\mathcal{CW}$  is provided by (another) *cookie-cutter strategy* as in [Figure 4](#). This gives  $\text{top} = \text{comb} \circ \overline{\text{top}} \circ \text{sign}$ .

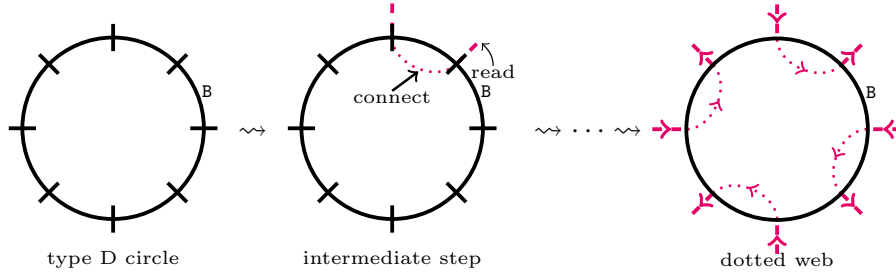


FIGURE 4. From cup diagrams to dotted webs, the *even* case: see a marked circle as a topological space, cut it from the rest, read anticlockwise starting at a fixed point  $B$ , and connect neighboring markers via phantom seams, choosing the first to be oriented outwards. In the *odd* case go around clockwise.

Note hereby that we do not assume  $\mathfrak{A}$  or  $\overline{\mathfrak{A}}$  to be associative, and associativity follows immediately from [Theorem 5.1](#) and [Proposition 3.5](#):

**Corollary 5.2.** The multiplication  $\text{Mult}^{\overline{\mathfrak{A}}}$  of  $\overline{\mathfrak{A}}$  is independent of the order in which the surgeries are performed, turning  $\mathfrak{A}$  and  $\overline{\mathfrak{A}}$  into associative, graded algebras.  $\blacksquare$

**5A. Recalling the type D arc algebra.** First, we briefly recall the definition of  $\mathfrak{A}$ . All of this closely follows [\[ES16b\]](#), where the reader can find more details (and examples).

*Weight combinatorics.* We call  $\mathbb{R} \times \{0\}$  the *dotted line*, cf. (5-1). We identify  $\mathbb{Z}$  with the integral points on the dotted line, called *vertices*. (Hence, in contrast to the more flexible setup for the web algebra  $\mathfrak{W}$ , points  $i, j$  etc. are integers.)

A labeling of the vertices  $\{1, \dots, 2K\}$  by the symbols in the set  $\{\wedge, \vee\}$  is called a *weight* (of rank  $K$ ). We identify weights of rank  $K$  with  $2K$ -tuples  $\lambda = (\lambda_i)_{1 \leq i \leq 2K}$  with entries  $\lambda_i \in \{\wedge, \vee\}$ . We say that two weights  $\lambda, \mu$  are in the same (*balanced*) *block*  $\Lambda$  if  $\mu$  is obtained from  $\lambda$  by finitely many combinations of basic linkage moves, i.e. of swapping neighbored labels  $\wedge$  and  $\vee$ , or swapping the pairs  $\wedge\wedge$  and  $\vee\vee$  at the first two positions. Thus, a block is fixed by the number  $K$  and the parity of the occurrence of  $\wedge$  in the weight. We denote by  $\text{Bl}^\circ$  the set of blocks and denote by the rank of a block the rank of the weights in the block.

*Diagram combinatorics.* Following [ES16b, Section 3.1] we define *cup diagrams* of rank  $K$ . This is a collection of crossingless arcs  $\{\gamma_1, \dots, \gamma_K\}$ , i.e. embeddings of the interval  $[0, 1]$  into  $\mathbb{R} \times [-1, 0]$ , such that the collection of endpoints of all arcs coincides one-to-one with the set  $\{1, \dots, 2K\}$ . As in [ES16b, Definition 3.5] we allow arcs whose interior can be connected to  $(0, 0)$  in  $\mathbb{R} \times [-1, 0]$  without crossing any other arcs to carry a decoration (this condition is called *admissibility*), in which case we call the arc *marked* and otherwise *unmarked*.

For short, we simply say *diagram* for any kind of cup, cap or circle diagram (where we also allow stacked circle diagrams, cf. [Convention 3.3](#)). Moreover, we use the evident notion of a circle  $C$  in a diagram  $D$  in what follows.

**Example 5.3.** Examples for admissible and non-admissible diagrams can be found in [ES16b, Section 3]. We stress additionally that admissible diagrams never have circles with markers that are nested in other circles. ▲

**Beware 5.4.** For illustration, we decorate marked arcs by  $\mid$ , which are the same as the dots in [ES16b]. But since dots  $\bullet$  already turn up in the foam picture (as e.g. illustrated in (2-4)), this notation had to be altered - our deepest apologies. Also note the difference in terminology, our marked arcs are called dotted in [ES16b]. ●

Reflecting a cup diagram  $d$  along the horizontal axis produces a *cap diagram*  $d^*$ , and putting such a cap diagram  $d^*$  on top of a cup diagram  $c$  of the same rank produces a *circle diagram*, denoted by  $cd^*$ , of the corresponding rank. As mentioned above, this is a special case of [ES16b, Definition 3.2]. In all three cases we do not distinguish diagrams whose arcs connect the same points.

For a block  $\Lambda$  of rank  $K$ , a triple  $c\lambda d^*$  consisting of two cup diagrams  $c, d$  of rank  $K$  and a weight  $\lambda \in \Lambda$  is called an *oriented circle diagram* if all unmarked arcs connect an  $\wedge$  and a  $\vee$  in  $\lambda$ , while all marked arcs either connect two  $\wedge$ 's or two  $\vee$ 's, see e.g. (5-1). In this case we call  $\lambda$  the *orientation* of the diagram  $cd^*$ .

By  $\mathbb{B}(\Lambda)$  we denote the set of all oriented circle diagrams (with orientations from  $\Lambda$ ). Similarly, for cup diagrams  $c, d$  of rank  $K$ , we denote by  ${}_c\mathbb{B}(\Lambda)_d$  the set of all oriented circle diagrams of the form  $c\lambda d^*$  with  $\lambda \in \Lambda$ . In case  ${}_c\mathbb{B}(\Lambda)_d = \emptyset$  we say that  $cd^*$  is *non-orientable* (by weights in  $\Lambda$ ), otherwise it is called *orientable*.

**Remark 5.5.** By direct observation one sees that a circle diagram  $cd^*$  is orientable if and only if all of its circles have an even number of decorations on them. ▲

Further, we equip the elements of these sets with a degree by declaring that arcs have the degrees given locally via (which are added globally):

$$\begin{array}{cccc}
 \deg = 0 & \deg = 1 & \deg = 0 & \deg = 1 \\
 \begin{array}{c} \cdot \vee \cdots \wedge \cdot \\ \text{cup} \end{array} & , \begin{array}{c} \cdot \wedge \cdots \vee \cdot \\ \text{cup} \end{array} & , \begin{array}{c} \cdot \vee \cdots \wedge \cdot \\ \text{cup} \end{array} & , \begin{array}{c} \cdot \wedge \cdots \vee \cdot \\ \text{cup} \end{array} \\
 \text{unmarked cups} & & \text{marked cups} & \\
 \deg = 0 & \deg = 1 & \deg = 0 & \deg = 1 \\
 \begin{array}{c} \cdot \wedge \cdots \vee \cdot \\ \text{cap} \end{array} & , \begin{array}{c} \cdot \vee \cdots \wedge \cdot \\ \text{cap} \end{array} & , \begin{array}{c} \cdot \wedge \cdots \vee \cdot \\ \text{cap} \end{array} & , \begin{array}{c} \cdot \vee \cdots \wedge \cdot \\ \text{cap} \end{array} \\
 \text{unmarked caps} & & \text{marked caps} & 
 \end{array}
 \tag{5-1}$$

Here, as in the following, the dotted line indicates  $\mathbb{R} \times \{0\}$ .

The *degree* of an oriented circle diagram is then in turn the sum of the degrees of all arcs contained in it, both in the cup and the cap diagram.

*The type D arc algebra as a  $\mathbb{K}$ -vector space.* Very similar as before we define:

**Definition 5.6.** Given a block  $\Lambda$  of rank  $K$  and cup diagrams  $c, d$  of rank  $K$ , we define the graded  $\mathbb{K}$ -vector space

$${}_c(\mathfrak{A}_\Lambda)_d = \langle {}_c\mathbb{B}(\Lambda)_d \rangle_{\mathbb{K}},$$

that is, the free  $\mathbb{K}$ -vector space on basis given by all oriented circle diagrams  $c\lambda d^*$  with  $\lambda \in \Lambda$ . (The grading is hereby defined to be the one induced via (5-1).) The *type D arc algebra*  $\mathfrak{A}_\Lambda$  for  $\Lambda \in \mathbf{B1}^\circ$  is the graded  $\mathbb{K}$ -vector space

$$\mathfrak{A}_\Lambda = \bigoplus_{c,d} {}_c(\mathfrak{A}_\Lambda)_d,$$

with the sum running over all pairs of cup diagrams of rank  $K$ . Finally the (*full*) *type D arc algebra*  $\mathfrak{A}$  is the direct sum of all  $\mathfrak{A}_\Lambda$ , where  $\Lambda$  varies over all blocks. The multiplication of  $\mathfrak{A}$  is described in [ES16b, Section 4.3] and we summarize it below.  $\blacktriangle$

*The type D arc algebra as an algebra.* As usual, to define  $\mathbf{Mult}^{\mathfrak{A}}: \mathfrak{A} \otimes \mathfrak{A} \rightarrow \mathfrak{A}$ , we do it for fixed  $\Lambda$  of rank  $K$ . Hereby, the product of two basis elements  $c_b\lambda d^*$  and  $d'\mu c_t^*$  in  $\mathfrak{A}_\Lambda$  is declared to be zero unless  $d = d'$ . Otherwise, to obtain the product of  $c_b\lambda d^*$  and  $d'\mu c_t^*$ , put  $d'\mu c_t^*$  on top of  $c_b\lambda d^*$ , producing a diagram that has  $d^*d$  as its middle piece. (In this notation,  $c_b, d, c_t$  are cup diagrams of rank  $K$ .)

For a cup-cap pair (possibly marked) in the middle section  $d^*d$ , which can be connected without crossing any arcs and such that to the right of this pair there are no marked arcs, we replace the cup and cap by using the (un)marked surgery:

$$(5-2) \quad \begin{array}{c} \begin{array}{ccc} \begin{array}{c} \text{---} \cdot \text{---} \\ \text{---} \cdot \text{---} \end{array} & \mapsto & \begin{array}{c} \text{---} \cdot \text{---} \\ \text{---} \cdot \text{---} \end{array} \\ \begin{array}{c} d \\ \text{---} \cdot \text{---} \\ d^* \\ \text{---} \cdot \text{---} \\ b \end{array} & & \begin{array}{c} i \\ \text{---} \cdot \text{---} \\ j \end{array} \\ \text{unmarked surgery} \end{array} \quad , \quad \begin{array}{c} \begin{array}{ccc} \begin{array}{c} \text{---} \cdot \text{---} \\ \text{---} \cdot \text{---} \end{array} & \mapsto & \begin{array}{c} \text{---} \cdot \text{---} \\ \text{---} \cdot \text{---} \end{array} \\ \begin{array}{c} d \\ \text{---} \cdot \text{---} \\ d^* \\ \text{---} \cdot \text{---} \\ b \end{array} & & \begin{array}{c} i \\ \text{---} \cdot \text{---} \\ j \end{array} \\ \text{marked surgery} \end{array} \end{array}$$

To avoid questions of well-definedness, we assume that we always pick the leftmost available cup-cap pair as above in what follows. One easily checks that this turns  $\mathfrak{A}$  into a graded algebra (not necessarily associative at this point).

The surgery procedure itself is, as usual, performed inductively until there are no cup-cap pairs left in the middle section of the diagram. The final result is a  $\mathbb{K}$ -linear combination of oriented circle diagrams, all of which have  $c_b c_t^*$  as the underlying circle diagram. The result in each step depends on the local situation, i.e. whether two components are merged together, or one is split into two. One then has to add orientations and scalars to the corresponding diagrams. Before we discuss how to obtain these, we need some notions to define the scalars for the multiplication.

For the next few definitions fix a cup or cap  $\gamma = i \rightarrow j$  in a cup, cap, or circle diagram connecting vertex  $i$  and  $j$ .

**Definition 5.7.** With the notation as above define

$$\text{utype}(\gamma) = \begin{cases} 0, & \text{if } \gamma \text{ is marked,} \\ 1, & \text{if } \gamma \text{ is unmarked,} \end{cases} \quad \text{mtype}(\gamma) = \begin{cases} 0, & \text{if } \gamma \text{ is unmarked,} \\ 1, & \text{if } \gamma \text{ is marked,} \end{cases}$$

which we call the *unmarked* respectively *marked saddle type*.  $\blacktriangle$

**Definition 5.8.** We define the *unmarked* and *marked distance* of  $\gamma = i \rightarrow j$  by

$$\text{ulen}_\Lambda(i \rightarrow j) = \text{utype}(\gamma) \cdot |i - j|, \quad \text{mlen}_\Lambda(i \rightarrow j) = \text{mtype}(\gamma) \cdot |i - j|.$$

We extend both additively for sequences of distinct cups and caps.  $\blacktriangle$

Similar to Definition 4.5 we define:



**Definition 5.9.** The *base point*  $B(C)$  is the rightmost vertex on a circle  $C$  inside a circle diagram. ▲

We usually omit the subscript  $\Lambda$  in the following, and we also write  $B = B(C)$  and  $\text{utype} = \text{utype}(\gamma)$  etc. for short. The same works for diagrams  $D$  as well.

Let  $i < j$  denote the left respectively right vertex for the cup-cap pair where the surgery is performed, see (5-2). Below  $D_{be}$  denotes the diagram before the surgery à la (5-2), while  $D_{af}$  denotes the diagram after the surgery. Moreover, a circle  $C$  is said to be (oriented) clockwise if the rightmost vertex  $B(C)$  it contains is labeled with  $\vee$ ; otherwise it is said to be (oriented) anticlockwise.

Then the multiplication result is defined as follows. (If we write e.g.  $C_-$ , then the corresponding circle should contain the vertex  $-$  as in (5-2). Moreover, as in Section 4B, we write  $B_- = B(C_-)$  for short.)

**Merge.** Assume two circles  $C_b$  and  $C_t$  are merged into a circle  $C_{af}$ .

- (a) If both are anticlockwise, then apply (5-2) and orient the result anticlockwise.
- (b) If one circle is anticlockwise and one is clockwise, then apply (5-2), orient the result clockwise and also multiply with

$$(5-3) \quad (-1)^{\text{ulen}(B_- \rightarrow B_{af})},$$

where  $C_-$  (for  $- \in \{b, t\}$ ) is the clockwise circle, and  $B_- \rightarrow B_{af}$  is some concatenation of cups and caps connecting  $B_-$  and  $B_{af}$ .

- (c) If both circles are clockwise, then the result is zero.

**Split.** Assume a circle  $C_{be}$  splits into  $C_i$  and  $C_j$ . If, after applying (5-2), the resulting diagram is non-orientable, the result is zero. Otherwise:

- (a) If  $C_{be}$  is anticlockwise, then apply (5-2) and take two copies of the result. In one copy orient  $C_i$  clockwise and  $C_j$  anticlockwise, in the other vice versa. Multiply the summand where  $C_i$  is oriented clockwise by

$$(5-4) \quad (-1)^{\text{ulen}(i \rightarrow B_i)} (-1)^{\text{utype}} (-1)^i,$$

and the one where  $C_j$  is oriented clockwise by

$$(5-5) \quad (-1)^{\text{ulen}(j \rightarrow B_j)} (-1)^i,$$

using a notation similar to (5-3) with  $i \rightarrow B_i$  and  $j \rightarrow B_j$  appropriately chosen sequences of cups and caps connecting the indicated points.

- (b) If  $C_{be}$  is clockwise, then apply (5-2) and orient  $C_i$  and  $C_j$  clockwise. Finally multiply with

$$(5-6) \quad (-1)^{\text{ulen}(B_{be} \rightarrow B_j)} (-1)^{\text{ulen}(i \rightarrow B_i)} (-1)^{\text{utype}} (-1)^i.$$

Again,  $B_{be} \rightarrow B_j$  and  $i \rightarrow B_i$  are appropriate concatenations of cups and caps connecting the indicated points.

**5B. A sign adjusted version.** The construction of the embedding from Theorem 5.1 splits into two pieces. First we define a *sign adjusted version*  $\overline{\mathfrak{A}}$  of the type D arc algebra  $\mathfrak{A}$  and show (the proof is again given in Section 6C):

**Proposition 5.10.** There is an isomorphism of graded algebras

$$\text{sign}: \mathfrak{A} \xrightarrow{\cong} \overline{\mathfrak{A}}.$$

(Similarly, denoted by  $\text{sign}_\Lambda$ , on each summand.) □

The sign adjusted type D arc algebra  $\overline{\mathfrak{A}}$  is then easy to embed into the web algebra  $\mathfrak{W}$  as we will explain below.

By definition, the algebra  $\overline{\mathfrak{A}}$  has the same graded  $\mathbb{K}$ -vector space structure as given in [Definition 5.6](#), but a multiplication modeled on the one from [Section 4](#).

**Remark 5.11.** By [\[ES16b, Example 6.7\]](#), the order of surgeries is important for  $\mathfrak{A}$ . In contrast, the order is not important for  $\overline{\mathfrak{A}}$ , cf. [Example 5.18](#). The reason is that, by [Theorem 5.1](#) and what we see in [Section 5C](#),  $\overline{\mathfrak{A}}$  has a multiplication rule which is correct in some sense, and the signs are easier for  $\overline{\mathfrak{A}}$  than for  $\mathfrak{A}$ .  $\blacktriangle$

*The sign adjusted type D arc algebra as an algebra.* By definition, up to signs, the surgery procedures for both multiplications  $\mathbf{Mult}^{\mathfrak{A}}$  and  $\mathbf{Mult}^{\overline{\mathfrak{A}}}$  coincide. The multiplication procedure in contrast follows closely the one from [Section 4B](#). (As we see in [Section 5C](#), it is the one from [Section 4B](#) specialized to the more rigid setup of the type D arc algebra.) That is, we change the steps in the multiplication as follows. As usual, all vertices  $b, t, i, j$  are as in [\(5-2\)](#). (And we also use the same notations and conventions as in [Section 4B](#) adjusted in the evident way.) Moreover, as in [Remark 4.27](#), we give the rules for the  $\mathfrak{D}$  and the  $\mathfrak{C}$  shapes.

**Non-nested merge, nested merge and non-nested split.** Take the signs as in [\(4-8\)](#) to [\(4-13\)](#), and change:

$$(5-7) \quad \begin{aligned} (-1)^{\mathbf{pedge}(-\rightarrow-)} &\rightsquigarrow (-1)^{\mathbf{mlen}(-\rightarrow-)}, \quad (\text{keep dot moving signs}) \\ \text{Rest} &\rightsquigarrow +1, \quad (\text{trivial other signs}). \end{aligned}$$

**Nested split,  $\mathfrak{D}$  and  $\mathfrak{C}$  shape.** These cases are the most elaborate. That is, take the signs as in [\(4-14\)](#) to [\(4-19\)](#), and change:

$$(5-8) \quad \begin{aligned} (-1)^{\mathbf{pedge}(-\rightarrow-)} &\rightsquigarrow (-1)^{\mathbf{mlen}(-\rightarrow-)}, \quad (\text{keep dot moving signs}) \\ (-1)^{\mathbf{s}^{\text{type}}} &\rightsquigarrow (-1)^{\mathbf{m}^{\text{type}}}, \quad (\text{keep the saddle type}) \\ \text{Rest} &\rightsquigarrow +1, \quad (\text{trivial other signs}). \end{aligned}$$

**Example 5.12.** One of the key examples why one needs to be careful with the multiplication in the (original) type D arc algebra  $\mathfrak{A}$  is [\[ES16b, Example 6.7\]](#), which is the case of the following  $\mathfrak{D}$  shape:

$$(5-9) \quad \begin{array}{c} \text{Diagram 1} \end{array} \mapsto \begin{array}{c} \text{Diagram 2} \end{array} \mapsto + \begin{array}{c} \text{Diagram 3} \end{array} - \begin{array}{c} \text{Diagram 4} \end{array}$$

Here we have used the sign adjusted multiplication. The reader should check that doing the  $\mathfrak{C}$  gives the same result for  $\overline{\mathfrak{A}}$ , but not for  $\mathfrak{A}$ .  $\blacktriangle$

*The isomorphism sign.* Next, we define the isomorphism  $\mathbf{sign}$  from [Proposition 5.10](#). We stress that  $\mathbf{sign}$  is, surprisingly, quite easy.

To this end, recall that  $\mathfrak{A}$  and  $\overline{\mathfrak{A}}$  have basis given by orientations on certain diagrams. The isomorphism  $\mathbf{sign}$ , seen as a  $\mathbb{K}$ -linear map  $\mathbf{sign}: \mathfrak{A} \rightarrow \overline{\mathfrak{A}}$ , is given by rescaling each of these basis elements. In order to give the scalar, we first fix some diagram  $D$  and let  $\mathbb{B}(D)$  denote the set of all possible orientations of  $D$ .

We write  $\text{coeff}_D^C$  to indicate the contribution of a circle  $C$  inside  $D$  to the coefficient, which we define to be

$$\text{coeff}_D^C(D^{\text{or}}) = \begin{cases} 1, & \text{if } C \text{ is anticlockwise in } D^{\text{or}}, \\ -(-1)^{\mathbb{B}(C)}, & \text{if } C \text{ is clockwise in } D^{\text{or}}. \end{cases}$$

Here  $D^{\text{or}}$  denotes  $D$  together with a choice of orientation, which induces an orientation for  $C$ .

**Definition 5.13.** We define a  $\mathbb{K}$ -linear map via:

$$\text{coeff}_D: \langle \mathbb{B}(D) \rangle_{\mathbb{K}} \longrightarrow \langle \mathbb{B}(D) \rangle_{\mathbb{K}}, \quad D^{\text{or}} \longmapsto \left( \prod_{\text{circles } C \text{ in } D} \text{coeff}_D^C(D^{\text{or}}) \right) D^{\text{or}}.$$

(With  $\text{coeff}_D^C(D^{\text{or}})$  as above.) ▲

Thus, we can use [Definition 5.13](#) to define  $\mathbb{K}$ -linear maps

$$(5-10) \quad \text{sign}_c^d: {}_c(\mathfrak{A}_\Lambda)_d \rightarrow {}_c(\overline{\mathfrak{A}}_\Lambda)_d, \quad \text{sign}_\Lambda: \mathfrak{A}_\Lambda \rightarrow \overline{\mathfrak{A}}_\Lambda, \quad \text{sign}: \mathfrak{A} \rightarrow \overline{\mathfrak{A}},$$

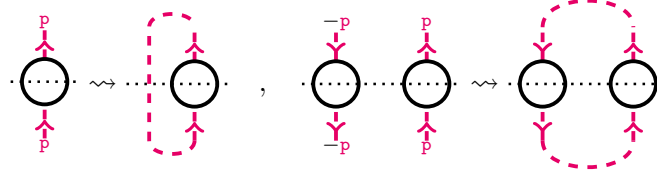
for every blocks  $\Lambda$  of some rank  $K$  and all cup and cap diagrams  $c, d$  of rank  $K$ .

Note that, by construction, the maps in (5-10) are isomorphisms of graded  $\mathbb{K}$ -vector spaces. We prove in [Section 6](#) that the (two right) isomorphisms of graded  $\mathbb{K}$ -vector spaces from (5-10) are actually isomorphisms of graded algebras.

**5C. The embedding.** To define  $\overline{\text{top}}$ , we first define  $\overline{\text{top}}: \overline{\mathfrak{A}} \rightarrow c\mathfrak{W}$ . Morally, it is defined as in [Figure 4](#). The formal definition is obtained from an algorithm, cf. [Algorithm 2](#). Before we give [Algorithm 2](#), we need to close up the result from [Figure 4](#):

**Definition 5.14.** Let  $\vec{p}$  denote a finite word in the symbols  $\mathfrak{p}$  and  $-\mathfrak{p}$  only, which alternates in these. Give two webs  $u, v$  such that  $uv^* \in \text{End}_{\mathfrak{W}}(\vec{p})$ . Then we obtain from it a closed web by first connecting neighboring (counting from right to left) outgoing phantom edges of  $u$  and  $v$  separately, and then finally the remaining outgoing phantom edge of  $u$  with the one of  $v$  to the very left of  $uv^*$ . ▲

**Example 5.15.** Two basic examples of [Definition 5.14](#) are:



Observe that one has a phantom edge passing from  $u$  to  $v$  if and only if  $\vec{p}$  has an odd number of symbols in total. Note also, as in particular the right example illustrates, it is crucial for this to work that  $\vec{p}$  alternates in the symbols  $\mathfrak{p}$  and  $-\mathfrak{p}$ . ▲

For any circle diagram  $cd^*$  of rank  $K$  we obtain via [Algorithm 2](#) webs

$$(5-11) \quad \overline{w}(cd^*) \quad \text{and} \quad u(c), u(d) \in \text{CUP}^{\vec{k}}, \quad \vec{k} \in \vec{K}$$

by considering the shape of  $\overline{W}(cd^*)$ , where we label the circles alternatingly from right to left even and odd, starting with an even circle. (This is made precise in [Definition 6.19](#).) Hence, for an oriented circle diagram  $c\lambda d^*$  with  $\lambda \in \Lambda$  for a block  $\Lambda$  of rank  $K$ , we obtain a dotted basis web

$$(5-12) \quad \overline{W}(c\lambda d^*) \in {}_{u(c)}\mathbb{B}(\vec{K})_{u(d)}$$

by putting a dot on each circle in  $\overline{W}(cd^*)$  for which the corresponding circle in  $c\lambda d^*$  is oriented clockwise. We call the dotted basis web from (5-12) *the dotted basis web associated to  $c\lambda d^*$* . (The careful reader might want to check that this is actually well-defined by observing that [Algorithm 2](#) gives a well-defined result.)

This almost concludes the definition of  $\overline{\text{top}}$ , but we also need a certain sign which corrects the sign turning up for the nested splits, see [Example 4.29](#).

**input** : a diagram  $D$  with circles labeled even or odd;

**output** : a dotted web  $\overline{W}(D)$ ;

*initialization*, let  $\overline{W}(D)$  be the empty web;

**for** circles  $C$  in  $D$  **do**

**if**  $C$  is marked **then**

        run the procedure from Figure 4;  
        add the corresponding web to  $\overline{W}(D)$ ;  
        remove the corresponding circle from  $D$ ;

**else**

        add  $C$  as a circle in a web to  $\overline{W}(D)$ ;  
        remove the corresponding circle from  $D$ ;

**end**

**end**

close the phantom edges as in Definition 5.14;

**Algorithm 2:** Turning a marked circle into a web.

**Definition 5.16.** For a stacked dotted web  $\overline{W}$  we define

$\text{npesci}(\overline{W}) = \text{number of anticlockwise phantom (edge+seam) circles touching the top dotted line of } \overline{W},$

where phantom (edge+seam) circles are the circles obtained by considering phantom edges and seams. (These have a well-defined notion of being anticlockwise.)  $\blacktriangle$

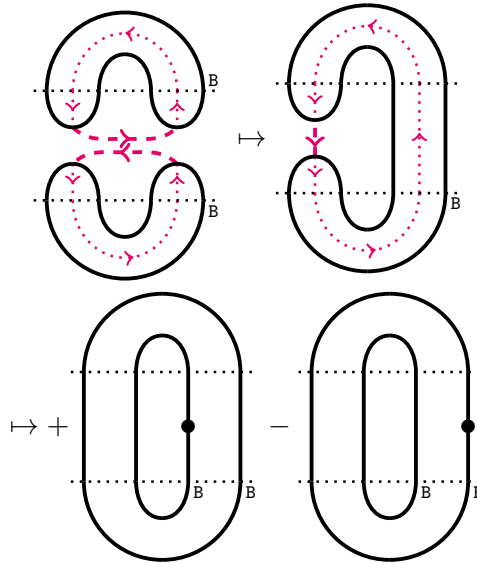
(Note that Definition 5.16 is again asymmetric in the sense that we only count anticlockwise phantom (edge+seam) circles.)

**Definition 5.17.** We define a  $\mathbb{K}$ -linear map via:

$$\overline{\text{top}}_c^d: \langle_c \mathbb{B}(\Lambda)_d \rangle_{\mathbb{K}} \rightarrow \langle_{u(c)} \mathbb{B}(\vec{K})_{u(d)} \rangle_{\mathbb{K}}, \quad c\lambda d^* \mapsto (-1)^{\text{npesci}(\overline{W}(c\lambda d^*))} \cdot \overline{W}(c\lambda d^*),$$

by using the notion from (5-12). Taking direct sums then defines  $\overline{\text{top}}_{\Lambda}$  and  $\overline{\text{top}}$ .  $\blacktriangle$

**Example 5.18.** Again, back to [ES16b, Example 6.7]. The diagrams in (5-9) are sent to the following dotted basis webs:



Note the difference to the result calculated in [Example 4.29](#), i.e. there is a phantom circle sign turning up, which is corrected by  $\overline{\mathbf{top}}$ . For the leftmost stacked dotted basis web  $\overline{W}_1$  we have  $\mathbf{npesci}(\overline{W}_1) = 1$  (since it has an anticlockwise phantom edge-seam circle at the top), the middle stacked dotted basis web  $\overline{W}_2$  also has  $\mathbf{npesci}(\overline{W}_2) = 1$ . In contrast, for the leftmost stacked dotted basis web  $\overline{W}_3$  one has  $\mathbf{npesci}(\overline{W}_3) = 0$ , and the last step is where the sign goes wrong.  $\blacktriangle$

The definition of  $\mathbf{top}$  is now dictated:

$$(5-13) \quad \mathbf{top} = \mathbf{comb} \circ \overline{\mathbf{top}} \circ \mathbf{sign}: \mathfrak{A} \xrightarrow{\cong} \overline{\mathfrak{A}} \hookrightarrow \mathcal{CW} \xrightarrow{\cong} \mathfrak{W},$$

and similarly for  $\mathbf{top}_c^d$  and  $\mathbf{top}_\Lambda$ . As usual, we show in [Section 6](#) that  $\mathbf{top}_\Lambda$  and  $\mathbf{top}$  are isomorphisms of graded algebras.

**5D. Its bimodules, category  $\mathcal{O}$  and foams.** Comparing with [\[ES16b\]](#) there are two generalizations that need to be addressed from the point of view of this section.

**Remark 5.19.** The first generalization is towards more general blocks as they are defined in [\[ES16b, Section 2.2\]](#). This includes defining weights supported on the positive integers with allowed symbols from the set  $\{\circ, \wedge, \vee, \times\}$  where  $\wedge$  and  $\vee$  correspond to  $\circ$  in the foam language, while  $\circ$  should be thought of as the empty symbol and  $\times$  as  $\mathbf{p}$  in terms of foams. As long as one restricts to the situation of balanced blocks, i.e. blocks where the total combined number of symbols of the form  $\wedge$  and  $\vee$  is even and almost all symbols are equal to  $\circ$ , the whole construction presented in this section can be used with one key difference: whenever a formula in any of the multiplications (or the isomorphism from [Section 6C](#)) includes a power  $(-1)_-$  where  $_-$  is some index of a vertex this must be interchanged with  $(-1)^{\mathbf{p}(-)}$  (with  $\mathbf{p}$  as defined in [\[ES16b, \(3.12\)\]](#)). The rest works verbatim.  $\blacktriangle$

**Remark 5.20.** The second generalization is towards the *generalized type D arc algebra*  $\mathfrak{C}$ , and a *generalized web algebra*  $g\mathfrak{W}$  topologically presenting it. The algebra  $\mathfrak{C}$  is the algebra as defined in [\[ES16b, Section 5\]](#) including rays in addition to cups and caps, while, as we explain now, the algebra  $g\mathfrak{W}$  can be thought of as a foamy type D version of the algebra defined by Chen–Khovanov [\[CK14\]](#):

The discussion in [\[ES16b, Section 5.3\]](#) is the analog of the (type A) *subquotient construction* from [\[EST16, Section 5.1\]](#), and the analog of [\[EST16, Theorem 5.8\]](#) holds in the type D setup as well (by using [\[ES16b, Theorem A.1\]](#)). Hereby, the main difference to [\[EST16, Section 5.1\]](#) lies in the fact that for the closure of a weight (as defined in [\[EST16, Definition 5.1\]](#)) one only uses additional symbols  $\wedge$  to the right of the non-trivial vertices of the weight, similar to the type A situation, and one adds a total number of  $\wedge$ 's equal to the combined number of  $\wedge$  and  $\vee$  occurring in the weight.

Copying the subquotient construction for the web algebra (as done in the type A situation in [\[EST16, Section 5.1\]](#)) defines  $g\mathfrak{W}$ , which then can be seen to be similar to Chen–Khovanov's (type A) construction, cf. [\[EST16, Remark 5.7\]](#). The corresponding *generalized foam 2-category*  $g\mathfrak{F}$  can then, keeping [Proposition 3.11](#) in mind, defined to be  $g\mathfrak{W}\text{-biMod}$ .  $\blacktriangle$

Using [Remarks 5.19](#) and [5.20](#), we see that everything from above generalizes to  $\mathfrak{C}$ ,  $g\mathfrak{W}$ ,  $g\mathfrak{F}$  etc. In particular, one gets an embedding

$$g\mathbf{top}: \mathfrak{C} \hookrightarrow g\mathfrak{W}.$$

In fact,  $g\mathbf{top}(\mathfrak{C})$  is an idempotent truncation of  $g\mathfrak{W}$ . Hence, we can actually define *type D arc bimodules* in the spirit of [Definition 3.7](#) for any stacked circle diagram.

Thus, recalling that  $\mathfrak{C}$  is the algebra presenting  $\mathcal{O}_0^{\Lambda_{n-1}}(\mathfrak{so}_{2n}(\mathbb{C}))$  (see [\[ES16b, Theorem 9.1\]](#)), we can say that we get a graded topological presentation of  $\mathcal{O}_0^{\Lambda_{n-1}}(\mathfrak{so}_{2n}(\mathbb{C}))$ , with the grading being (basically) the Euler characteristic of foams, cf. [\(2-20\)](#).

## 6. PROOFS

In this section we give all intricate proofs. There are essentially three things to prove: in the first part we construct the cup foam basis, in the second we show that  $c\mathfrak{W}$  is a combinatorial model of the web algebra, and in the last we prove that the type D arc algebra embeds into  $c\mathfrak{W}$ .

Let us stress that we only consider (well-oriented) webs as in [Convention 4.4](#), if not stated otherwise. For ill-oriented webs all foam spaces are zero and these also do not show up in the translation from type D to the foam setting. (Hence, there is no harm in ignoring them.)

**6A. Proofs of [Proposition 4.3](#) and [Proposition 3.11](#).** We start by constructing the cup foam basis and prove all the consequences of its existence/construction.

*Proof of the existence of the cup foam basis.* Our next goal is to describe isomorphisms among the morphisms of  $\mathfrak{F}$  which we call *relations among webs*.

**Lemma 6.1.** There exist isomorphisms in  $\mathfrak{F}$  realizing the following relations among webs. First, the *ordinary* and *phantom circle removals*:

$$(6-1) \quad \bigcirc \cong \emptyset\{-1\} \oplus \emptyset\{+1\}$$

$$(6-2) \quad \text{phantom circle} \cong \emptyset \cong \text{phantom circle}$$

Second, the *phantom saddles* and the *phantom digon removal*:

$$(6-3) \quad \begin{array}{c} \text{phantom saddle} \end{array} \cong \begin{array}{c} \text{phantom saddle} \end{array}, \quad \begin{array}{c} \text{phantom digon} \end{array} \cong \begin{array}{c} \text{phantom digon} \end{array}$$

$$(6-4) \quad \begin{array}{c} \text{phantom digon} \end{array} \cong_{-1} \begin{array}{c} \text{phantom digon} \end{array} \quad \Bigg| \quad \begin{array}{c} \text{phantom digon} \end{array} \cong_{+1} \begin{array}{c} \text{phantom digon} \end{array}$$

(The signs indicated in (6-4) are related to our choice of foams lifting these, see below.) There are isotopy relations of webs as well.  $\square$

Note that each phantom digon is a phantom loop, but not vice versa since a phantom loop might have additional phantom edges in between its trivalent vertices.

*Proof.* All of these can be proven in the usual fashion, i.e. by using the corresponding relation of foams and cutting the pictures in half, see e.g. [\[EST17, Lemma 4.3\]](#).

For the relations among webs the corresponding relations of foams are:

- (A) The foams corresponding to (6-1) are the ones in (2-3) and (2-5).
- (B) The foams corresponding to (6-2) are the ones in (2-6) and (2-8).
- (C) The relations (6-3) among webs are, by (2-8), lifted by phantom saddle foams.
- (D) The foams corresponding to (6-4) are the ones in (2-17) and (2-18) (as well as their orientation reversed counterparts).  $\blacksquare$

**Lemma 6.2.** The *digon* and *square removals*

$$(6-5) \quad \text{digon} \cong \begin{array}{c} \text{phantom digon} \end{array} \{-1\} \oplus \begin{array}{c} \text{phantom digon} \end{array} \{+1\}$$

$$(6-6) \quad \begin{array}{c} \uparrow \\ \text{---} \\ \downarrow \end{array} \cong \begin{array}{c} \uparrow \\ \text{---} \\ \downarrow \end{array}$$

$$(6-7) \quad \begin{array}{c} \uparrow \\ \text{---} \\ \downarrow \end{array} \cong \begin{array}{c} \uparrow \\ \text{---} \\ \downarrow \end{array} \oplus \{-1\} \oplus \begin{array}{c} \uparrow \\ \text{---} \\ \downarrow \end{array} \oplus \{+1\}$$

$$(6-8) \quad \begin{array}{c} \text{---} \\ \text{---} \end{array} \cong \begin{array}{c} \text{---} \\ \text{---} \end{array}$$

are consequences of the relations among webs from [Lemma 6.1](#). (There are various reoriented versions as well.)  $\square$

*Proof.* We indicate where we can apply phantom saddle relations (6-3):



(For (6-7), there is a choice where to apply the phantom saddles, cf. [Example 6.6](#).) One can then continue using the phantom digon (6-4), and removing the circle (6-1) in case of (6-5) and (6-7). The corresponding foams inducing the relations from [Lemma 6.1](#) then induce the isomorphisms in  $\mathfrak{F}$  realizing the above relations among webs.  $\blacksquare$

When referring to these relations among webs we fix the isomorphisms that we have chosen in the proof of [Lemma 6.1](#) realizing these relations. (These induce the corresponding isomorphisms lifting the relations from [Lemma 6.2](#), except for (6-7) where there is no preferred choice where to apply the phantom saddles.) We call these *evaluation foams*. Note hereby, as indicated in (6-4), the foams realizing the phantom digon removal might come with a plus or a minus sign, cf. [Remark 2.13](#).

The point of the relation among webs is that they evaluate closed webs:

**Lemma 6.3.** For closed web  $\bar{w}$  there exists a sequence  $(\phi_1, \dots, \phi_r)$  of relations among webs and some shifts  $s \in \mathbb{Z}$  such that

$$\bar{w} \cong \dots \cong \bigoplus_s \emptyset \{s\} \quad (\text{in } \mathfrak{F}).$$

Such a sequence is called *an evaluation of  $\bar{w}$* .  $\square$

Note that we do not ask for a unique evaluation, but only for some evaluation.

*Proof.* By induction on the number  $n$  of vertices of  $\bar{w}$ .

If  $n \leq 4$ , the statement is clear by [Lemmas 6.1](#) and [6.2](#). (Recall that we consider well-oriented webs only.) So assume that  $n > 4$ .

First, we can view a closed (well-oriented) web  $\bar{w}$  as a planar, trivalent graph in  $\mathbb{R}^2$  with all faces having an even number of adjacent vertices. Thus, by Euler characteristic arguments,  $\bar{w}$  must contain at least a circle face (zero adjacent vertices), a digon face (two adjacent vertices) or a square face (four adjacent vertices). By (6-1) and (6-2) we can assume that  $\bar{w}$  does not have circle faces. Hence, we are done by induction, since using (6-4), (6-5), (6-6), (6-7) or (6-8) reduces  $n$ . (Observe that these are all possibilities of what such digon or square faces could look like.)  $\blacksquare$

*Proof of [Lemma 2.8](#).* This is immediate from [Lemma 6.3](#).  $\blacksquare$



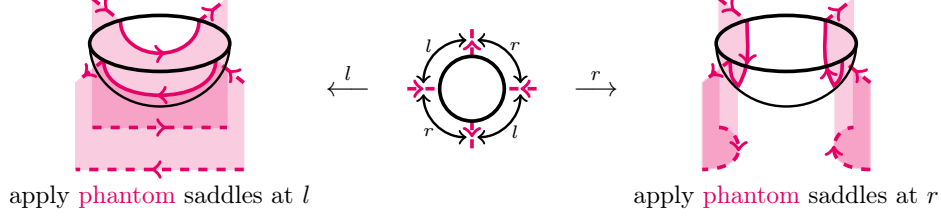
```

input : a closed web  $\overline{w}$  and an evaluation  $(\phi_1, \dots, \phi_r)$  of it;
output: a sum of evaluation foams in  $\mathcal{T}(\overline{w}) = 2\text{Hom}_{\mathfrak{F}}(\emptyset, \overline{w})$ ;
initialization, let  $f_0$  be the identity foam in  $2\text{End}_{\mathfrak{F}}(\overline{w})$ ;
for  $k = 1$  to  $r$  do
    | apply the isomorphism lifting  $\phi_k$  to the bottom of  $f_{k-1}$  and obtain  $f_k$ ;
end

```

(Here we apply (6-4) to the left face.) Each summand is a basis element in  $2\mathrm{Hom}_{\mathfrak{F}}(\emptyset, \overline{w})$  with the signs depending on whether we apply (6-4) on the left or right face of  $\overline{w}$ . (Note that the lift of (6-4) gives an overall plus sign in this case.)  $\blacktriangle$

**Example 6.6.** The following (local) example illustrates the choice we have to make with respect to the topological shape of our cup foam basis elements:



The two possible cup foam basis elements illustrated above (obtained by applying the phantom saddle relation among webs (6-3) to either the pair indicated by  $l$ =left or  $r$ =right, and then by applying (6-4) to remove the phantom digons) differ in shape, but after gluing an additional phantom saddle to the bottom of the left foam, they are the same up to a minus sign.  $\blacktriangle$

**Remark 6.7.** Our proof of the existence of a cup foam basis using Algorithm 3 works more general for any kind of web algebra (as e.g. the one studied in [MPT14]).

Note that Algorithm 3 heavily depends on the choice of an evaluation and it is already quite delicate to choose an evaluation such that one can control the structure constants within the multiplication. For general web algebras this is very complicated and basically unknown at the time of writing this paper, cf. [Tub14a], [Tub14b]. This makes the proof of the analog of Proposition 3.11 (as given below) much more elaborate for general web algebras.  $\blacktriangle$

*Presenting foam 2-categories.* Next, we prove Proposition 3.11.

*Proof of Proposition 3.11.* Similar to [EST16, Proof of Proposition 2.43], we can define the 2-functor  $\Upsilon$ , which is given by sending a web  $u$  to the  $\mathfrak{W}$ -bimodule  $\mathbf{W}(u)$ . Moreover, by following [EST16, Proposition 2.43], one can see that  $\Upsilon$  is bijective on objects, essential surjective on morphisms and faithful on 2-morphisms.

To see fullness, fix two webs  $u, v$ . We need to compare the dimension  $\dim(2\mathrm{Hom}_{\mathfrak{F}}(u, v))$  with  $\dim(\mathrm{Hom}_{\mathfrak{W}}(\mathbf{W}(u), \mathbf{W}(v)))$ . The former is easy to compute using bending, since we already know that it has a cup foam basis by Proposition 4.3. In order to compute  $\dim(\mathrm{Hom}_{\mathfrak{W}}(\mathbf{W}(u), \mathbf{W}(v)))$  we need to find the filtrations of the  $\mathfrak{W}$ -bimodules  $\mathbf{W}(u)$  and  $\mathbf{W}(v)$  by simples. (Here we need  $\mathbb{K} = \overline{\mathbb{K}}$ .)

This is done as follows. By using the cup foam basis for  $\mathbf{W}(u)$ , we see that  $\mathbf{W}(u)$  has one simple  $\mathfrak{W}$ -sub-bimodule  $L_1$  spanned by the cup foam basis element with a dot on each component corresponding to a circle in  $\mathbf{W}(u)$  (called maximally dotted). Then  $\mathbf{W}(u)/L_1$  has one  $\mathfrak{W}$ -sub-bimodule given as the  $\mathbb{K}$ -linear span of all cup foam basis elements with one dot less than the maximally dotted cup foam basis element. Continue this way computes the filtration of  $\mathbf{W}(u)$  by simple  $\mathfrak{W}$ -bimodules. The same works verbatim for  $\mathbf{W}(v)$  which in the end shows that

$$\dim(2\mathrm{Hom}_{\mathfrak{F}}(u, v)) = \dim(\mathrm{Hom}_{\mathfrak{W}}(\mathbf{W}(u), \mathbf{W}(v))).$$

We already know faithfulness and  $\Upsilon$  is, by birth, a structure preserving 2-functor.  $\blacksquare$

*Choosing a cup foam basis.* Up to this point, having some basis was enough. For all further applications, e.g. for computing the multiplication explicitly, we have to fix a basis. That is what we are going to do next.

Note hereby, that, as illustrated in Example 6.6, the cup foam basis algorithm depends on the choice of an evaluation. Hence, what we have to do is to choose an evaluation for every closed web  $\bar{w}$ . Then, by choosing to bend to the left as in (6-9), we also get a fixed cup foam basis for  $2\mathrm{Hom}_{\mathfrak{F}}(u, v)$  for all webs  $u, v$ .

We start by giving an algorithm how to evaluate a fixed circle  $C$  in a web  $u$  into a web without ordinary edges. This depends on a choice of a point  $i$  on  $C$ .

Before giving this algorithm, which we call the *circle evaluation algorithm*, note that one is locally always in one of the following situations (cf. Remark 2.5 and (4-6)):

(6-10)

outgoing phantom edge pairs

Again,  $\text{in}$  denotes the interior of the circle  $C$ . The two leftmost situations are called *outgoing phantom edge pairs*. We say, such a pair is closest to the point  $i$ , or *i-closest*, if it is the first such pair reading anticlockwise starting from  $i$ .

An  $\varepsilon$ -neighborhood  $C^\varepsilon$  of a circle  $C$  is called a *local neighborhood* if  $C^\varepsilon$  contains the whole interior of  $C$  and  $C^\varepsilon$  has no phantom loops in the exterior, e.g.

(6-11)

using cookie-cutters

**Lemma 6.8.** Let  $C$  be a circle with a point  $i$  on it. There is a way to evaluate  $C^\varepsilon$  while keeping  $i$  fixed till the end, using only (6-6) followed by (6-4) to detach outgoing phantom edges, and removing all internal phantom edges using (6-4) only.  $\square$

*Proof.* Local situations of the following forms

can always be simplified as indicated above. Thus, we can assume that  $C^\varepsilon$  does not have outgoing phantom edge pairs. But this means that  $C^\varepsilon$  is of the form as in (6-11) (right side), which then can be evaluated recursively using (6-4) only.  $\blacksquare$

To summarize, we have two basic situations for  $C^\varepsilon$ 's:

- (A) Outgoing phantom edge pairs, cf. (6-10) (left two pictures).
- (B) Phantom digons, cf. (6-4).

Now, the *circle evaluation algorithm* is defined in Algorithm 4.

**Lemma 6.9.** Algorithm 4 terminates and is well-defined.  $\square$

*Proof.* That it terminates follows by its very definition via Lemma 6.8.

To see well-definedness, observe that the used phantom digon removals (6-4) are far apart and hence, the corresponding foams realizing these commute by height reasons. Similarly, for the relations (6-1) and (6-2). This shows that the resulting evaluation foams are the same 2-morphisms in  $\mathfrak{F}$ .  $\blacksquare$

**input** : a circle  $C$  in a web  $u$  and a point  $i$  on it;  
**output** : an evaluation  $\phi = (\phi_1, \dots, \phi_r)$  of the circle  $C$ ;  
*initialization*; let  $\phi = ()$ ;  
**while**  $C^\varepsilon$  contains two ordinary edges **do**  
    **if**  $C^\varepsilon$  contains an outgoing phantom edge pair **then**  
        apply (6-3) to the  $i$ -closest such pair;  
        add the corresponding relation among webs to  $\phi$ ;  
    **else**  
        remove any phantom digon not containing  $i$  using (6-4);  
        add the corresponding relation among webs to  $\phi$ ;  
    **end**  
**end**  
remove the circle containing  $i$  using (6-1) and all phantom circles using (6-2);  
add the corresponding relations among webs to  $\phi$ ;

**Algorithm 4:** The circle evaluation algorithm.

Before we can finally define our choice of a cup foam basis, we need to piece Algorithms 3 and 4 together to the *evaluation algorithm*, see Algorithm 5.

**input** : a closed web  $\bar{w}$  and a fixed point on each of its circles;  
**output** : an evaluation  $\phi = (\phi_1, \dots, \phi_r)$  of  $\bar{w}$ ;  
*initialization*; let  $\phi = ()$ ;  
**while**  $\bar{w}$  contains a circle **do**  
    **if**  $C$  does not contain a nested circle **then**  
        take the circle  $C$  with its fixed point and apply Algorithm 4;  
        add the result to  $\phi$ ;  
        remove  $C$  from  $\bar{w}$ ;  
    **else**  
        remove all remaining phantom circles using (6-2);  
        add the corresponding relation among webs to  $\phi$ ;  
    **end**  
**end**

**Algorithm 5:** The evaluation algorithm.

**Lemma 6.10.** Algorithm 5 terminates and is well-defined. □

*Proof.* That the algorithm terminates is clear. That it is well-defined (i.e. that the resulting evaluation foams do not depend on the choice of which circles are taken first to be evaluated) follows because of the *cookie-cutter strategy* (cf. Example 6.13) taken within the algorithm which ensures that the resulting foam parts are far apart and thus, height commute. ■

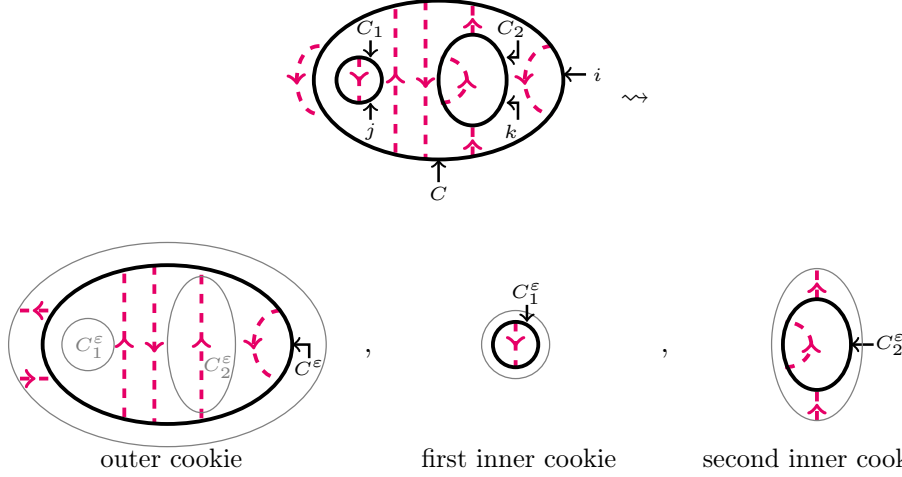
Armed with these notions, we are ready to fix a cup foam basis.

**Definition 6.11.** For any closed web  $\bar{w}$  together with a fixed choice of a base point for each of its circles, we define the cup foam basis  $\mathbb{B}(\bar{w})$  attached to it to be the evaluation foams turning up by applying Algorithm 3 to the evaluation of  $\bar{w}$  obtained by applying Algorithm 5 to  $\bar{w}$ . More generally, by choosing to bend to the left as in (6-9), we also fix a cup foam basis  ${}_u\mathbb{B}_v$  for any two webs  $u, v$ . ▲

Note that, by [Lemmas 6.9](#) and [6.10](#), the notion of  $\mathbb{B}(\bar{w})$  is well-defined, while [Proposition 4.3](#) guarantees that  $\mathbb{B}(\bar{w})$  is a basis of  $\mathcal{T}(\bar{w}) = 2\text{Hom}_{\mathfrak{F}}(\emptyset, \bar{w})$ .

**Example 6.12.** Depending on the choice of a base point, the cup foam basis attached to the local situation as in [Example 6.6](#) gives either of the two results.  $\blacktriangle$

**Example 6.13.** Our construction follows a *cookie-cutter strategy*:



To this web the algorithm applies the *cookie-cutter strategy* by first cutting out  $C_1^\epsilon$  and  $C_2^\epsilon$  and evaluate them using [Algorithm 4](#). (The resulting evaluation foams in the first case are as in [Example 6.5](#); the reader is encouraged to work out the resulting evaluation foams in the second case.) Then it cuts out  $C^\epsilon$  (with  $C_1$  and  $C_2$  already removed) and applies [Algorithm 4](#) again. The resulting cup foam basis elements are then obtained by piecing everything back together.  $\blacktriangle$

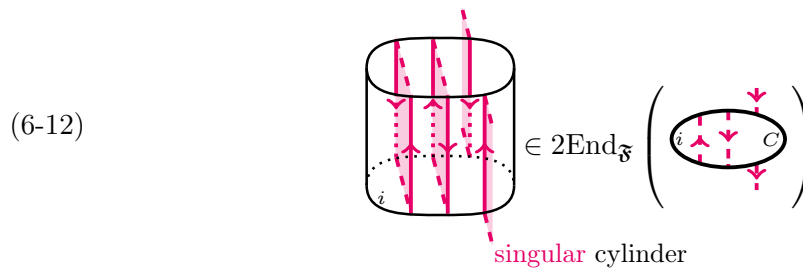
**6B. Proof of Theorem 4.1.** The aim is to show that the combinatorial algebra defined in [Section 4](#) gives a model for the web algebra. To this end, we follow the ideas from [\[EST17, proof of Theorem 4.18\]](#), but carefully treat the more flexible situation we are in.

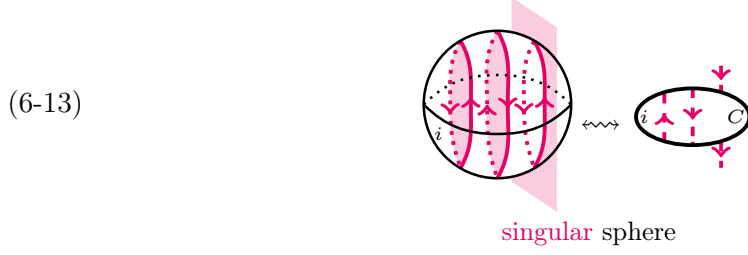
In particular, it is very important to keep in mind that we have fixed a cup foam basis, and we say a foam is (locally) of *cup foam basis shape* if it is topologically as the corresponding foam showing up in our choice of the cup foam basis.

*Simplifying foams.* First, we give three useful lemmas how to simplify foams. Before we state and prove these lemmas, we need some terminology.

Take a web  $u$ , a circle  $C$  in it and a local neighborhood  $C^\epsilon$  of it, and consider the identity foam in  $2\text{End}_{\mathfrak{F}}(u)$ . Then  $C^\epsilon \times [-1, +1]$  is called a *singular cylinder*. Blueprint examples are the foams in [\(2-5\)](#) or [\(2-13\)](#) (seeing bottom/top as webs containing  $C^\epsilon$ ), but also the situation in [\(6-12\)](#).

Similarly, a *singular sphere* in a foam is a part of it that is a sphere after removing all phantom edges/facets, cf. [\(2-3\)](#), [\(2-12\)](#) or [\(6-13\)](#).





Next, the local situation (6-13) has an associated web with an associated circle given by cutting the pictures in halves. (This is exemplified in (6-13), i.e. cutting the singular sphere around the equator gives the web on the right side.) Hence, from the bottom/top web for singular cylinders, and the webs associated to singular spheres we obtain the numbers as defined in Section 4A. Hereby we use the points indicated above, which we also fix for Lemmas 6.14 and 6.15.

Now we can state the three main lemmas on our way to prove Theorem 4.1, namely the signs turning up by simplifying singular cylinders and spheres. For short, we say  $-$ -facets for foam facets touching the web segments containing the point  $-$ .

**Lemma 6.14.** Given a singular cylinder. Then we can simplify it to

$$(-1)^{\mathbf{n}\text{loop}(C,i)} \cdot \left( \begin{array}{c} \text{Diagram 1} \\ \text{Diagram 2} \end{array} + \begin{array}{c} \text{Diagram 3} \\ \text{Diagram 4} \end{array} \right)$$

The diagram shows two terms in parentheses separated by a plus sign. Each term consists of two sub-diagrams. The left sub-diagram in each term shows a cup shape with a point  $i$  on its boundary. The right sub-diagram shows a cap shape with a point  $i$  on its boundary. The entire expression is multiplied by  $(-1)^{\mathbf{n}\text{loop}(C,i)}$ .

(There might be more or fewer attached phantom edges/facets as well - depending on the starting configuration.) Both dots sit on the  $i$ -facets and the coefficients are obtained from the associated circle  $C$  and base point  $i$  on it in the bottom/top web, and the cup and cap are in cup foam basis shape in case  $i = B$ .  $\square$

*Proof.* This follows by a recursive squeezing procedure lowering the number of trivalent vertices attached to the circle  $C$  in question.

This recursive squeezing procedure should be read as starting from bottom/top of the singular cylinder, applying some foam relations giving a thinner singular cylinder on the next level of the recursion until one ends with a usual cylinder which we can cut using (2-5). (The pictures to keep in mind are (2-16) and (2-18).)

The main technical point is that we want to end with a cup and a cap of cup foam basis shape with respect to the point B. Thus, the squeezing process depends on the particular way how to squeeze the singular cylinder.

Luckily, an easy trick enables us to always end up with cup foam basis shapes with respect to the point B. Namely, we squeeze the cylinder by first evaluating the bottom circle using Algorithm 4 and then antievaluate the result by reading Algorithm 4 backwards. We obtain from this a sequence of relations among webs and a foam lifting them which correspond to a situation as in the lemma:

$$(\phi_1, \dots, \phi_r, \phi_r^{-1}, \dots, \phi_1^{-1}) \rightsquigarrow f \in 2\text{End}_{\mathfrak{F}}(C^\varepsilon).$$

(Here  $\phi_k^{-1}$  means the other halves of the foams chosen in Section 6A.) By construction, the foam  $f$  is the identity and it remains to analyze the signs turning up by the foams lifting the concatenations  $\phi_k \phi_k^{-1}$  of the relations among webs.

Now, Algorithm 4 gives us the following:

(A) Outgoing phantom edge pairs are squeezed using

(6-14)

(Or its reoriented version.)

(B) Internal phantom loops are squeezed as in (6-14), but using (2-18) only.

Note that we only use (2-18), which gives a minus or plus sign depending on the local situation (cf. (6-4)), and (2-8), which always gives a minus sign. Carefully keeping track of these signs (e.g. the sign turns around for outgoing edge pairs compared to internal phantom loops since we use both, (2-18) and (2-8)) shows that we get the claimed coefficients.

By construction, the dots sit at the  $i$ -facet (since the facet with the point  $i$  is the last one to remove in Algorithm 4), and the cup and cap are of cup foam basis shape in case  $i = B$ . The lemma follows.  $\blacksquare$

**Lemma 6.15.** Given a singular sphere with a dot sitting on some  $i$ -facet. Then this singular sphere evaluated to

$$(-1)^{\mathbf{nloop}(C,i)}.$$

The coefficient is obtained from the associated web and its statistics. In case the singular sphere has not precisely one dot, then it evaluates to zero.  $\square$

*Proof.* In fact, the steps for the evaluation of singular spheres are the inverses of the steps for recursively squeezing singular cylinder. Thus, the first statement follows, mutatis mutandis, as in [Lemma 6.14](#). The second statement is evident by the described squeezing procedure and (2-3).  $\blacksquare$

**Lemma 6.16.** In the setting of Lemma 6.14: if  $f_-$  denote the foams obtained by cutting the singular cylinder with respect to the points  $- \in \{i, j\}$ , then

$$f_i = (-1)^{\text{pedge}(i \rightarrow j)} \cdot f_j.$$

(Note that  $f_i$  and  $f_j$  have their dots on different facets and are of different shape.)

*Proof.* Take the foam  $f_i$  and close its cap/cup at bottom/top such that the result are two singular spheres as in Lemma 6.15, that is, with dots on the  $i$ -facets. Hence, by Lemmas 6.14 and 6.15, the result is  $+1$  times a foam which consists of parallel phantom facets only. Applying the same to  $f_j$  also gives a foam which consists of parallel phantom facets only but with a different sign: The bottom/top singular sphere are topologically equal (not necessarily to the ones for  $f_i$ , but equal to each other), but they have a different dot placement. One of them has a dot on the  $i$ -facet, one of them on the  $j$ -facet. Thus, after moving the dot from the  $i$ -facet to the  $j$ -facet (giving the claimed sign), the two created singular spheres can be evaluated in the same way and all other signs cancel. ■

Next, a *singular neck* is a local situation of the form

(6-15)

Again, for (6-15) one has an associated web, cup-cap-pair and points, and we get:




**Lemma 6.17.** Given a singular neck. Then we can simplify it to

$$(-1)^{\mathbf{np}\text{sad}(i)} \cdot \left( \begin{array}{c} \text{circle with } i \text{ and a dot} \end{array} \right) + (-1)^{\mathbf{s}\text{type}} (-1)^{\mathbf{np}\text{sad}(i)} \cdot \left( \begin{array}{c} \text{circle with } i \end{array} \right) \left( \begin{array}{c} \text{circle with } j \text{ and a dot} \end{array} \right)$$

(There might be phantom facets in between as well - depending on the starting configuration.) The coefficients are obtained from the associated web.  $\square$

*Proof.* Assume that the singular neck has  $n$  singular seams in total. By using neck cutting (2-5) in between all of these (cutting to the left and the right of the two outermost singular seams as well) we obtain  $2^{n+1}$  summands of the form



with the  $*$  indicating that there might be a dot. By (2-9), (2-10), (2-12) as well as the second, reoriented, version of (2-12) we see that all of them but two die. The two remaining summands have a dot on  $i$  and  $j$ , respectively. The other dots coming from neck cutting (2-5) for these two are always placed on the opposite side of the singular seams in question (looking from  $i$  respectively  $j$ ). So we are left with the foam we want plus a bunch of dotted theta foams and dotted singular spheres.

Next, removing now the theta foams and the singular spheres (using again the relations (2-9), (2-10), (2-12) as well as the second, reoriented, version of (2-12)) gives signs depending on the orientations of the singular seams. In total, the sign for the  $i$ -dotted respectively  $j$ -dotted component is given by  $(-1)^{\mathbf{np}\text{sad}(i)}$  respectively by  $(-1)^{\mathbf{np}\text{sad}(j)}$ . But, clearly,  $\mathbf{np}\text{sad}(i) + \mathbf{np}\text{sad}(j) = \mathbf{s}\text{type}$ .  $\blacksquare$

We stress that we abuse language: singular cylinders, spheres and necks might contain no phantom facets at all. The above lemmas still work and all appearing coefficients are  $+1$ .

*The combinatorics of the multiplication.* First, we complete the definition of dotted basis webs. This is easy: copy almost word-by-word Algorithm 5 and then Definition 6.11. The resulting dotted basis webs correspond to our choice of cup foam basis from Definition 6.11. Now we prove Theorem 4.1:

*Proof of Theorem 4.1.* First note that the  $\mathbb{K}$ -linear maps  $\text{comb}_u^v$  defined in Definition 4.30 are isomorphisms of  $\mathbb{K}$ -vector spaces because dotted basis webs of shape  $uv^*$  are clearly in bijection with the cup foam basis elements in  $\mathbb{B}(uv^*)$ , and the latter is a basis of  ${}_u(\mathfrak{W}_{\vec{k}})_v$ .

These isomorphisms are homogeneous which basically follows by definition. That is, a cup foam basis element with some dots is, after forgetting phantom edges/facets, topologically just a bunch of dotted cups. Thus, by direct comparison of (4.8) and (2-19), we see that all these isomorphisms are homogeneous.

Hence, it remains to show that they intertwine the inductively given multiplication. To this end, similar to [EST17, Section 4.5], we distinguish some cases, with some new cases turning up due to our more flexible setting:

- (i) **Non-nested merge.** Two non-nested components are merged.
- (ii) **Nested merge.** Two nested components are merged.
- (iii) **Non-nested split.** One component splits into two non-nested components.
- (iv) **Nested split.** One component splits into two nested components.
- (v) **Phantom surgery.** We are in the phantom surgery situation.
- (vi) **Turning inside out.** Reconnection of phantom seams.

The cases (i) to (iv) are the main cases, and we start with these. The other cases follow almost directly by construction (as we can see below).

We follow [EST17, Proof of Theorem 4.18] or [EST16, Proof of Theorem 4.7]: First, one observes that all components of the webs which are not involved in the multiplication step under consideration can be moved far away (and, consequently, can be ignored). Second, there are three circles involved in the multiplication. After the multiplication process the resulting foam might not be of the topological form of a basis cup foam and some non-trivial manipulation has to be done:

- (I) In all of the main cases, it might be necessary to move existing or newly created dots to the adjacent facets of the chosen base points.
- (II) The sign  $(-1)^{\text{np}^{\text{circ}}(\overline{W})}$  only appears in the nested split case and comes precisely as stated.
- (III) In all of the main cases, we cut (one or two) singular cylinders and remove (one or two) singular spheres.

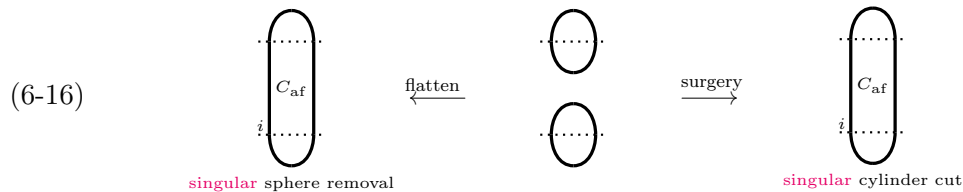
Note that the manipulation that we need to do in (I) is, on the side of foams, given by the dot moving relations (2-11). Clearly, these are combinatorially modeled by the (old and new) dot moving signs, and we ignore these in the following.

Regarding (II): Phantom circles correspond to singular phantom cups which one creates at the bottom of a cup foam basis element and needs to be removed. By (2-17) and its reoriented counterpart, we see that only anticlockwise oriented phantom seams contribute while removing it, giving precisely  $(-1)^{\text{np}^{\text{circ}}(\overline{W})}$ . This sign can only turn up for the nested split, since the corresponding phantom circles have to be in the inside of the circle resulting from the surgery (which rules out the non-nested cases as well as the nested merge).

Note also that the operation from (III) is more complicated than the corresponding ones in [EST17, Proof of Theorem 4.18] or [EST16, Proof of Theorem 4.7], but ensures that the resulting foam is of cup foam basis shape.

Hence, it remains to analyze what happens case-by-case. The procedure we are going to describe in detail is always basically the same for all cases. Namely, in order to ensure that the result is of cup foam basis shape, we cut singular cylinders which correspond to circles after the surgery in the way described in Lemma 6.14. Since we started already with a foam which is of cup foam basis shape, this creates singular spheres corresponding to circles before the surgery. We call both of these simplification moves. The total sign depends on the difference between the signs picked up from the simplification moves.

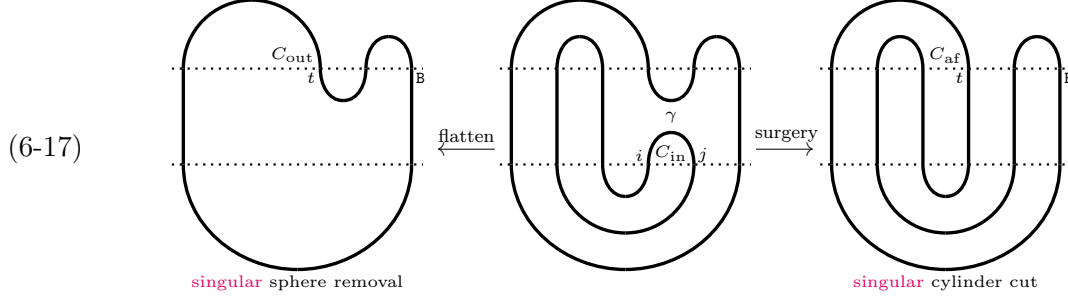
**Non-nested merge.** Here the picture (for arbitrary attached phantom edges, topological situations and orientations):



Above in (6-16), we have illustrated the circles (and points) where we perform the simplification moves. Note hereby that we can flatten the singular saddle and the singular sphere removal actually takes place in the left picture in (6-16).

One now directly observes that both simplification moves can be performed with respect to the same circle  $C_{\text{af}}$  and point  $i$  on it. Thus, in this case, by Lemmas 6.14 and 6.15, all obtained signs cancel and we are left with no signs at all (as claimed).  $\blacktriangleright$

**Nested merge.** The picture is as follows (again, for arbitrary attached phantom edges, topological situations and orientations. Note hereby that we can again flatten the situation (also vice versa as in the non-nested merge case) because we can grab the bottom of  $C_{\text{in}}$  in the created singular sphere and pull it straight to the top, and we get:



(For later use, we have also illustrated the circle  $C_{\text{in}}$  and point  $i$  for which we read off the sign in the combinatorial model, as well as the cup-cap pair  $\gamma$  of the surgery and another point  $t$  which play a role.) Thus, by using [Lemmas 6.14](#) and [6.15](#), we end up with the sign

$$(6-18) \quad (-1)^{\text{nplloop}(C_{\text{af}}, \mathcal{B})} (-1)^{\text{nplloop}(C_{\text{out}}, \mathcal{B})}.$$

Hence, it remains to rewrite the sign from (6-18) in terms of the circle  $C_{\text{in}}$  and the chosen point  $i$  as in (6-17).

*Claim:* In the setup from (6-17) one has

$$(6-19) \quad \text{nplloop}(C_{\text{af}}, t) + \text{stype} = \text{nplloop}(C_{\text{out}}, t) + \text{nplloop}(C_{\text{in}}, i) + \text{npsad},$$

where  $\text{stype}$  and  $\text{npsad}$  are to be calculated with respect to the points  $i, j$ . ▷

*Proof of the claim:* We prove the claim inductively, where the basic case with no phantom edges whatsoever is clear.

If we attach a phantom edge to the situation from (6-17) which does not touch neither  $C_{\text{in}}$  nor  $\gamma$ , then, clearly,  $\text{nplloop}(C_{\text{af}}, t)$  changes in the same way as  $\text{nplloop}(C_{\text{out}}, t)$  does, while everything else stays the same. Hence, the equation (6-19) stays true.

Similarly, if we attach a phantom edge which does not touch neither  $C_{\text{out}}$  nor  $\gamma$ , then,  $\text{nplloop}(C_{\text{af}}, t)$  changes in the same way as  $\text{nplloop}(C_{\text{in}}, i)$  does. To see this, note the attached phantom edge is in the internal of  $C_{\text{af}}$  if and only if it is in the external of  $C_{\text{in}}$ . If its in the internal of  $C_{\text{af}}$ , then it is  $t$ -positive if and only if its corresponding outgoing phantom edge pair for  $C_{\text{in}}$  is  $i$ -negative. Similarly, when its in the external of  $C_{\text{af}}$ . Everything else stays the same and thus, (6-19) stays true.

Next, if we attach a phantom edge touching  $C_{\text{out}}$  and  $C_{\text{in}}$ , but not  $\gamma$ , then the equation (6-19) still stays true. To see this, note that such a phantom edge forms an outgoing pair for  $C_{\text{in}}$ , but an internal phantom loop for  $C_{\text{out}}$  and two internal phantom loops for  $C_{\text{af}}$ . We observe that precisely one of the new internal phantom loops for  $C_{\text{af}}$  are counted since they come by splitting the new internal phantom loop of  $C_{\text{out}}$  into two pieces, one pointing into  $C_{\text{af}}$ , one out. Hence,  $\text{nplloop}(C_{\text{af}}, t)$  always grows by one. Because the new phantom loop for  $C_{\text{out}}$  is  $t$ -positive if and only if its corresponding outgoing phantom edge pair for  $C_{\text{in}}$  is  $i$ -negative, we see that either  $\text{nplloop}(C_{\text{out}}, t)$  or  $\text{nplloop}(C_{\text{in}}, i)$  grow by one. In total, (6-19) stays true.

Last, the remaining case where  $\gamma$  is affected can be, mutatis mutandis, treated as the preliminary case: Attaching a single phantom edge to  $C_{\text{out}}$ , we have that either  $\text{nplloop}(C_{\text{out}}, t)$  or  $\text{nplloop}(C_{\text{in}}, i)$  gets one bigger, while  $\text{stype}$  always gets one bigger. The difference to the preliminary case is that  $C_{\text{af}}$  now only gets one new internal phantom loop which contributes

to  $\mathbf{nploop}(C_{af}, t)$  if and only if it does not contribute to  $\mathbf{npfad}$ . Again, the equation (6-19) stays true.

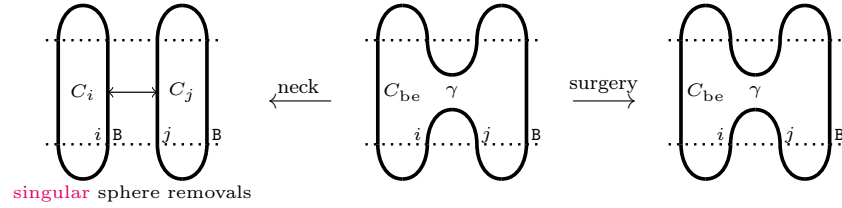
Thus, the claim is proven.  $\blacktriangleright$

Now, by Lemma 6.16, we have

$$\begin{aligned} (-1)^{\mathbf{nploop}(C_{af}, B)} &= (-1)^{\mathbf{pedge}(t \rightarrow B)} (-1)^{\mathbf{nploop}(C_{af}, t)}, \\ (-1)^{\mathbf{nploop}(C_{out}, B)} &= (-1)^{\mathbf{pedge}(t \rightarrow B)} (-1)^{\mathbf{nploop}(C_{out}, t)}. \end{aligned}$$

Hence, by the above claim, we get the same signs on both sides. Similar for the horizontal mirror of the situation from (6-17).  $\blacktriangleright$

**Non-nested split.** Now the situation looks as follows:

(6-20) 

(Again, (6-20) should be seen as a dummy for the general case.) In contrast to the merges, we can not flatten the picture since there is a singular neck appearing around  $\gamma$ , and the singular sphere has to be removed in the leftmost situation in (6-20) by taking the singular neck into account using Lemma 6.17.

Moreover, we perform two singular cylinder cuts of which precisely two summands survive. Namely one with the dot on the  $i$ -facet, one with the dot on the  $j$ -facet. Moreover, the singular sphere in these two cases has its dot on the  $j$ -facet respectively on the  $i$ -facet. By Lemmas 6.14 and 6.15 we obtain the two signs:

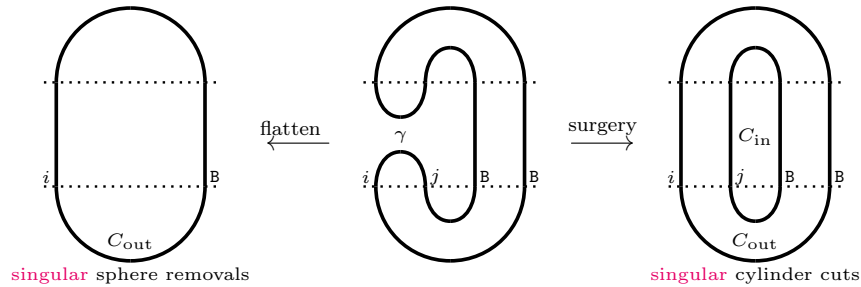
(6-21) 
$$\begin{aligned} &(-1)^{\mathbf{nploop}(C_{be}, j)} (-1)^{\mathbf{nploop}(C_i, i)} (-1)^{\mathbf{nploop}(C_j, j)}, \\ &(-1)^{\mathbf{nploop}(C_{be}, i)} (-1)^{\mathbf{nploop}(C_i, i)} (-1)^{\mathbf{nploop}(C_j, j)}. \end{aligned}$$

In fact, by cutting the singular neck around  $\gamma$  we can rewrite

$$\begin{aligned} (-1)^{\mathbf{nploop}(C_{be}, j)} &= (-1)^{\mathbf{psad}(i)} (-1)^{\mathbf{nploop}(C_i, i)} (-1)^{\mathbf{nploop}(C_j, j)}, \\ (-1)^{\mathbf{nploop}(C_{be}, i)} &= (-1)^{\mathbf{s type}} (-1)^{\mathbf{psad}(i)} (-1)^{\mathbf{nploop}(C_i, i)} (-1)^{\mathbf{nploop}(C_j, j)}. \end{aligned}$$

Now, rewriting this in terms of the basis points (using Lemma 6.16), and putting it together with (6-21), shows that this case works as claimed.  $\blacktriangleright$

**Nested split.** The  $\mathfrak{J}$  shape is (with flatten as for the non-nested merge):

(6-22) 

Here we use a notation close to the one from the nested merge and the non-nested split. The difference to the nested merge is that our task is easier now. In fact, by Lemmas 6.14 and 6.15 we are basically done since the contributions of the  $C_{out}$  related simplifications almost

cancel. (We also use [Lemma 6.16](#) to rewrite everything in terms of the point  $j$ . Note also that  $(-1)^{\text{pedge}(i \rightarrow j)} = (-1)^{\text{stype}}$  with  $\text{stype}$  taken at  $\gamma$ .) The only thing which we can not see in the leftmost picture in (6-22) are phantom circles which contribute the factor  $(-1)^{\text{np}(\text{circ}(\overline{W}))}$ . The case of a  $\mathbb{C}$  shape works similar and is omitted.  $\blacktriangleright$

It remains to check cases (v) and (vi). Case (v) is clear (the one special situation comes because we need to apply (2-8)). In the remaining case (vi) one would a priori expect some signs turning up, but these are already build into the four main cases.

The rest then works verbatim as in [\[EST17, Proof of Theorem 4.18\]](#).  $\blacksquare$

**6C. Proofs of Proposition 5.10 and Theorem 5.1.** Last, we prove our foamy realization of the type D arc algebra  $\mathfrak{A}$ .

*Adjusting signs.* We need the following simple observations:

**Lemma 6.18.** Let  $i \rightarrow j$  be a cup or cap connecting  $i$  and  $j$ , then

$$(6-23) \quad i \equiv (j + 1) \pmod{2}.$$

Further, we also have

$$(6-24) \quad \text{ulen}(k \rightarrow l) + \text{mlen}(k \rightarrow l) \equiv (k + l) \pmod{2},$$

where  $k$  and  $l$  are two points connected by a sequence  $k \rightarrow l$  of cups and caps.  $\square$

*Proof.* The equation (6-23) is evident, while (6-24) follows by noting that summing up the length of all cups and caps in the sequence  $\text{ulen}_{\Lambda}$  only contribute to the unmarked ones, while  $\text{mlen}$  only contributes to the marked ones.  $\blacksquare$

*Proof of Proposition 5.10.* The maps  $\text{coeff}_D$  from [Definition 5.13](#) are, by birth, homogeneous and  $\mathbb{K}$ -linear for all diagrams  $D$ .

Hence, as in the proof for [\[EST16, Proposition 4.15\]](#), it remains to show that the maps  $\text{coeff}_D$  successively intertwine the two multiplication rules for  $\mathfrak{A}$  and  $\overline{\mathfrak{A}}$ . Consequently, we compare two intermediate multiplications steps in the following fashion:

$$(6-25) \quad \begin{array}{ccc} D_m & \xrightarrow{\text{Mult}_{D_m, D_{m+1}}^{\mathfrak{A}}} & D_{m+1} \\ \text{coeff}_{D_m} \downarrow & & \downarrow \text{coeff}_{D_{m+1}} \\ D_m & \xrightarrow{\text{Mult}_{D_m, D_{m+1}}^{\overline{\mathfrak{A}}}} & D_{m+1}, \end{array}$$

where we denote by  $\text{Mult}_{D_m, D_{m+1}}^{\mathfrak{A}}$  and  $\text{Mult}_{D_m, D_{m+1}}^{\overline{\mathfrak{A}}}$  the surgery procedure rules as indicated in the two multiplications. Thus, the goal is to show that each such diagrams, i.e. for each appearing  $D_m$  and  $D_{m+1}$ , commutes.

As usual, this is done by checking the four possible cases that appear in the surgery procedure. But before we start, note that (6-24) immediately implies

$$(6-26) \quad (-1)^{\text{ulen}(k \rightarrow l)} = (-1)^{\text{mlen}(k \rightarrow l)} \cdot (-1)^k \cdot (-1)^l,$$

which we use throughout below.

**Non-nested merge.** Assume that circles  $C_b$  and  $C_t$  are merged into a circle  $C_{\text{af}}$ . If both circles are oriented anticlockwise, then both multiplication rules yield a factor of  $+1$  and  $\text{coeff}_{D_m}^{C_b} = \text{coeff}_{D_m}^{C_t} = \text{coeff}_{D_{m+1}}^{C_{\text{af}}} = +1$  as well. The claim follows.

Assume now that the circle  $C_-$  for  $- \in \{b, t\}$  is oriented clockwise and the other circle is oriented anticlockwise. The multiplication in  $\mathfrak{A}$  gives the factor  $(-1)^{\text{ulen}(B_- \rightarrow B_{\text{af}})}$ , while the

multiplication in  $\overline{\mathfrak{A}}$  yields  $(-1)^{\mathfrak{mlen}(\mathbf{B}_- \rightarrow \mathbf{B}_{\text{af}})}$ . We check that

$$\begin{aligned} \text{coeff}_{D_{m+1}}^{C_{\text{af}}} \cdot (-1)^{\text{ulen}(\mathbf{B}_- \rightarrow \mathbf{B}_{\text{af}})} &= -(-1)^{\mathbf{B}_{\text{af}}} \cdot (-1)^{\text{ulen}(\mathbf{B}_- \rightarrow \mathbf{B}_{\text{af}})} \\ &\stackrel{(6-26)}{=} -(-1)^{\mathbf{B}_-} \cdot (-1)^{\mathfrak{mlen}(\mathbf{B}_- \rightarrow \mathbf{B}_{\text{af}})} = \text{coeff}_{D_m}^{C_b} \cdot \text{coeff}_{D_m}^{C_t} \cdot (-1)^{\mathfrak{mlen}(\mathbf{B}_- \rightarrow \mathbf{B}_{\text{af}})}, \end{aligned}$$

which proves the claim in this case.

If both circles are oriented clockwise, then both multiplications are zero.  $\blacktriangleright$

**Nested merge.** Due to the definition of  $\overline{\mathfrak{A}}$ , the signs in the nested merge are exactly as in the non-nested case. Thus, it is verbatim as the non-nested merge.  $\blacktriangleright$

**Non-nested split.** Assume that a circle  $C_{\text{be}}$  is split into circles  $C_i$  and  $C_j$  at a cup-cap pair connecting  $i$  and  $j$ .

Assume first that  $C_{\text{be}}$  is oriented anticlockwise. Note that, by admissibility, it must hold that  $\text{utype} = 1$ . Hence, the summand where  $C_i$  is oriented clockwise and  $C_j$  is oriented anticlockwise obtains a factor  $(-1)^{\text{ulen}(i \rightarrow \mathbf{B}_i)}(-1)(-1)^i$  for  $\mathfrak{A}$ . In contrast, the summand only gains the factor  $(-1)^{\mathfrak{mlen}(i \rightarrow \mathbf{B}_i)}$  in  $\overline{\mathfrak{A}}$ . Thus, we check

$$\begin{aligned} &\text{coeff}_{D_{m+1}}^{C_i} \cdot \text{coeff}_{D_{m+1}}^{C_j} \cdot (-1)^{\text{ulen}(i \rightarrow \mathbf{B}_i)} \cdot (-1) \cdot (-1)^i \\ &= -(-1)^{\mathbf{B}_i} \cdot (-1)^{\text{ulen}(i \rightarrow \mathbf{B}_i)} \cdot (-1) \cdot (-1)^i \\ &\stackrel{(6-26)}{=} (-1)^{\mathfrak{mlen}(i \rightarrow \mathbf{B}_i)} = \text{coeff}_{D_m}^{C_{\text{be}}} \cdot (-1)^{\mathfrak{mlen}(i \rightarrow \mathbf{B}_i)}, \end{aligned}$$

which proves the claim. The second summand is done completely analogous by using (6-23) to see that the factor in  $\mathfrak{A}$  is equal to  $(-1)(-1)^{\text{ulen}(j \rightarrow \mathbf{B}_j)}(-1)^j$ .

The clockwise case follows, mutatis mutandis, as the anticlockwise case by incorporating the two additional non-trivial coefficients.  $\blacktriangleright$

**Nested split.** Assume the same setup as in the non-nested split case. Note that, due to the definition of the multiplication in  $\mathfrak{A}$ , we are always looking at the situation of the  $\mathfrak{O}$  shape here. Thus, if we assume that the circle  $C_{\text{be}}$  is oriented anticlockwise, the summand with  $C_i$  oriented clockwise and  $C_j$  oriented anticlockwise gains the factors  $(-1)^{\text{ulen}(i \rightarrow \mathbf{B}_i)}(-1)^{\text{utype}}(-1)^i$  in  $\mathfrak{A}$  and  $(-1)^{\mathfrak{mlen}(i \rightarrow \mathbf{B}_i)}(-1)^{\mathfrak{mtype}}$  in  $\overline{\mathfrak{A}}$ . Since

$$\text{utype} \equiv (\mathfrak{mtype} + 1) \bmod 2$$

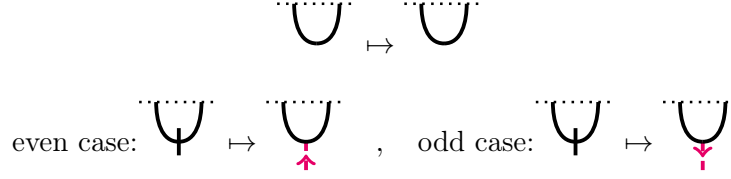
the claim follows by the same calculation as in the non-nested case.

For the other summand there is no difference to the non-nested split, and the case of  $C_{\text{be}}$  being oriented clockwise is also derived analogously.  $\blacktriangleright$

This in total proves the proposition.  $\blacksquare$

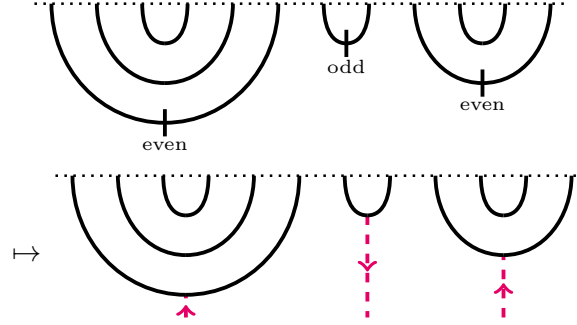
*The embedding of the D arc algebras into the web algebras.* Recall that for the type D arc algebra the multiplication is zero in case the result is non-orientable, i.e. has an odd number of markers on some component, see Remark 5.5. Hence, the first thing to make sure is that the isomorphism  $\overline{\text{top}}$  preserves this. This is the purpose of the following definition and two lemmas.

**Definition 6.19.** To a cup diagram  $c$  we associate a web  $u(c)$  using the rule



where we say a marked cup is even respectively odd if it has an even respectively odd number of marked cups to its right. ▲

**Example 6.20.** Here is one blueprint example:

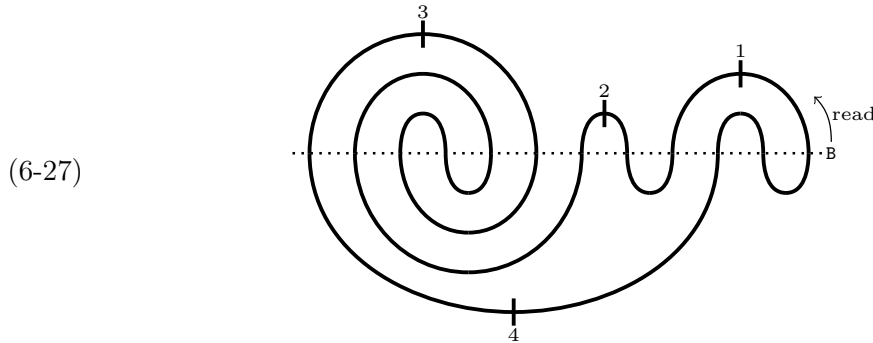


(Recall that we do not orient ordinary web components.) ▲

**Lemma 6.21.** Given two cups diagrams  $c, d$ . Then  $cd^*$  is orientable if and only if  $u(c)u(d)^*$  is a (well-oriented) web (cf. [Convention 4.4](#)). □

*Proof.* If  $u(c)u(d)^*$  is a web, then every face has an even number of adjacent trivalent vertices which translate to say that  $cd^*$  has an even number of markers per connected component, and we are done.

Conversely, assume (without loss of generality) that  $cd^*$  has only one circle  $C$ , and that  $C$  is orientable. If  $C$  is not marked, then we are done since the associated circle in  $u(c)u(d)^*$  is an ordinary circle. Otherwise, follow  $C$  from B onwards in the anticlockwise fashion. By admissibility, going around  $C$  in this way always passes the marked caps in  $d^*$  and then the marked cups in  $c$ . This can be best seen via example (we leave it to the reader to make this rigorous):



Next, the number of markers on  $C$  is even since  $cd^*$  is orientable. This together with the above observation (and recalling that taking  $*$  on webs reverses the orientation of phantom edges) ensures that all neighboring phantom edge pairs of  $u(c)u(d)^*$  are well-attached, and that  $u(c)u(d)^*$  has an even number of trivalent vertices, i.e.  $u(c)u(d)^*$  is well-oriented. ■

**Lemma 6.22.** Given two cups diagrams  $c, d$ . Then, up to closing of the phantom edges, we have:  $u(c) = u(c)$  and  $u(d) = u(d)$ . (With  $u(-)$  as in [\(5-11\)](#).) □



*Proof.* By comparing (4) and (6-27). ■

*Proof of Theorem 5.1.* By Theorem 4.1, Proposition 5.10, and summation, it remains to show that  $\overline{\mathbf{top}}_\Lambda$  is an embedding of graded algebras.

To this end, fix  $\Lambda \in \mathbf{B1}^\circ$  of rank  $K$ . There are four things to be checked, where  $c_b, d, d', c_t$  are always cup diagrams of rank  $K$  and  $\lambda, \mu$  are in  $\Lambda$ :

- (1) The  $\mathbb{K}$ -linear maps  $\overline{\mathbf{top}}_{c_b}^{c_t}$  are homogeneous embeddings of  $\mathbb{K}$ -vector spaces.
- (2) We have  $\mathbf{Mult}^{\overline{\mathfrak{A}}}(c_b \lambda d^*, d' \mu c_t^*) = 0$  because one has  $d \neq d'$  if and only if the multiplication  $\mathbf{Mult}^{c\mathfrak{W}}(\overline{\mathbf{top}}_\Lambda(c_b \lambda d^*), \overline{\mathbf{top}}_\Lambda(d' \mu c_t^*)) = 0$  because  $u(d) \neq u(d')$ .
- (3) We have  $\mathbf{Mult}^{\overline{\mathfrak{A}}}(c_b \lambda d^*, d' \mu c_t^*) = 0$  because  $c_b c_t^*$  is not orientable if and only if  $\mathbf{Mult}^{c\mathfrak{W}}(\overline{\mathbf{top}}_\Lambda(c_b \lambda d^*), \overline{\mathbf{top}}_\Lambda(d' \mu c_t^*)) = 0$  because  $u(c_b)u(c_t)^*$  is not a web.
- (4) In case  $d = d'$  and  $c_b c_t^*$  is orientable, the usual diagram (the one very similar to (6-25), but with exchanged notation) commutes.

(1). Note that (5-1) sums up to 0 respectively 2 for anticlockwise respectively clockwise circles. Thus,  $\overline{\mathbf{top}}_{c_b}^{c_t}$  is homogeneous by comparing (4-5) and (5-1), while keeping the shift  $d(\vec{k})$  in mind. That  $\overline{\mathbf{top}}_{c_b}^{c_t}$  is injective follows by definition. ►

(2)+(3). Directly from Lemmas 6.21 and 6.22. ►

(4). The signs for the multiplication for  $\overline{\mathfrak{A}}$  from (5-7) and (5-8) are specializations of the ones for  $c\mathfrak{W}$  for dotted basis webs of shape  $u(c)u(d)^*$  (with  $c, d$  standing for cup diagrams) - up to the phantom circle sign. Thus, it remains to show that the scaling factor  $(-1)^{\mathbf{npesci}}$  accounts for this. To this end, one directly observes that only the phantom circle removal can change the number  $\mathbf{npesci}$ . Moreover,  $\mathbf{npesci}$  is defined to count anticlockwise phantom circles, which is what  $\mathbf{npcirc}(\overline{W})$  counts. ►

Thus, the theorem is proven. ■

## REFERENCES

- [BN05] D. Bar-Natan. Khovanov's homology for tangles and cobordisms. *Geom. Topol.*, 9:1443–1499, 2005. <http://arxiv.org/abs/math/0410495>, doi:10.2140/gt.2005.9.1443.
- [Bla10] C. Blanchet. An oriented model for Khovanov homology. *J. Knot Theory Ramifications*, 19(2):291–312, 2010. <http://arxiv.org/abs/1405.7246>, doi:10.1142/S0218216510007863.
- [BHMV95] C. Blanchet, N. Habegger, G. Masbaum, and P. Vogel. Topological quantum field theories derived from the Kauffman bracket. *Topology*, 34(4):883–927, 1995. doi:10.1016/0040-9383(94)00051-4.
- [BS11a] J. Brundan and C. Stroppel. Highest weight categories arising from Khovanov's diagram algebra I: cellularity. *Mosc. Math. J.*, 11(4):685–722, 821–822, 2011. <http://arxiv.org/abs/0806.1532>.
- [BS11b] J. Brundan and C. Stroppel. Highest weight categories arising from Khovanov's diagram algebra III: category  $\mathcal{O}$ . *Represent. Theory*, 15:170–243, 2011. <http://arxiv.org/abs/0812.1090>, doi:10.1090/S1088-4165-2011-00389-7.
- [CK14] Y. Chen and M. Khovanov. An invariant of tangle cobordisms via subquotients of arc rings. *Fund. Math.*, 225(1):23–44, 2014. <http://arxiv.org/abs/math/0610054>, doi:10.4064/fm225-1-2.
- [ES16a] M. Ehrig and C. Stroppel. 2-row Springer fibres and Khovanov diagram algebras for type D. *Canad. J. Math.*, 68(6):1285–1333, 2016. <https://arxiv.org/abs/1209.4998>, doi:10.4153/CJM-2015-051-4.
- [ES16b] M. Ehrig and C. Stroppel. Diagrammatic description for the categories of perverse sheaves on isotropic Grassmannians. *Selecta Math. (N.S.)*, 22(3):1455–1536, 2016. <http://arxiv.org/abs/1511.04111>, doi:10.1007/s00029-015-0215-9.
- [EST16] M. Ehrig, C. Stroppel, and D. Tubbenhauer. Generic  $\mathfrak{gl}_2$ -foams, web and arc algebras. 2016. <http://arxiv.org/abs/1601.08010>.

- [EST17] M. Ehrig, C. Stroppel, and D. Tubbenhauer. The Blanchet–Khovanov algebras. In *Categorification and higher representation theory*, volume 683 of *Contemp. Math.*, pages 183–226. Amer. Math. Soc., Providence, RI, 2017. <https://arxiv.org/abs/1510.04884>, doi:10.1090/conm/683.
- [ETW18] M. Ehrig, D. Tubbenhauer, and P. Wedrich. Functoriality of colored link homologies. *Proc. Lond. Math. Soc.* (3), 117(5):996–1040, 2018. <https://arxiv.org/abs/1703.06691>, doi:10.1112/plms.12154.
- [Kho02] M. Khovanov. A functor-valued invariant of tangles. *Algebr. Geom. Topol.*, 2:665–741, 2002. <http://arxiv.org/abs/math/0103190>, doi:10.2140/agt.2002.2.665.
- [Kho04] M. Khovanov.  $\mathfrak{sl}(3)$  link homology. *Algebr. Geom. Topol.*, 4:1045–1081, 2004. <http://arxiv.org/abs/math/0304375>, doi:10.2140/agt.2004.4.1045.
- [KK99] M. Khovanov and G. Kuperberg. Web bases for  $\mathfrak{sl}(3)$  are not dual canonical. *Pacific J. Math.*, 188(1):129–153, 1999. <https://arxiv.org/abs/q-alg/9712046>, doi:10.2140/pjm.1999.188.129.
- [Koc04] J. Kock. *Frobenius algebras and 2D topological quantum field theories*, volume 59 of *London Mathematical Society Student Texts*. Cambridge University Press, Cambridge, 2004.
- [Kup96] G. Kuperberg. Spiders for rank 2 Lie algebras. *Comm. Math. Phys.*, 180(1):109–151, 1996. <http://arxiv.org/abs/q-alg/9712003>.
- [MPT14] M. Mackaay, W. Pan, and D. Tubbenhauer. The  $\mathfrak{sl}_3$ -web algebra. *Math. Z.*, 277(1-2):401–479, 2014. <http://arxiv.org/abs/1206.2118>, doi:10.1007/s00209-013-1262-6.
- [SW12] C. Stroppel and B. Webster. 2-block Springer fibers: convolution algebras and coherent sheaves. *Comment. Math. Helv.*, 87(2):477–520, 2012. <https://arxiv.org/abs/0802.1943>, doi:10.4171/CMH/261.
- [Tub14a] D. Tubbenhauer.  $\mathfrak{sl}_3$ -web bases, intermediate crystal bases and categorification. *J. Algebraic Combin.*, 40(4):1001–1076, 2014. <https://arxiv.org/abs/1310.2779>, doi:10.1007/s10801-014-0518-5.
- [Tub14b] D. Tubbenhauer.  $\mathfrak{sl}_n$ -webs, categorification and Khovanov–Rozansky homologies. 2014. <https://arxiv.org/abs/1404.5752>.
- [TVW17] D. Tubbenhauer, P. Vaz, and P. Wedrich. Super  $q$ -Howe duality and web categories. *Algebr. Geom. Topol.*, 17(6):3703–3749, 2017. <https://arxiv.org/abs/1504.05069>, doi:10.2140/agt.2017.17.3703.
- [Wil18] A. Wilbert. Topology of two-row Springer fibers for the even orthogonal and symplectic group. *Trans. Amer. Math. Soc.*, 370(4):2707–2737, 2018. <https://arxiv.org/abs/1511.01961>, doi:10.1090/tran/7194.

M.E.: BEIJING INSTITUTE OF TECHNOLOGY, SCHOOL OF MATHEMATICS AND STATISTICS, LIANGXI-ANG CAMPUS OF BEIJING INSTITUTE OF TECHNOLOGY, FANGSHAN DISTRICT, 100488 BEIJING, CHINA, [HTTPS://MICHAELEHRIG.GITHUB.IO/INDEX.HTML](https://MICHAELEHRIG.GITHUB.IO/INDEX.HTML)

*E-mail address:* [michae.ehrig@outlook.com](mailto:michae.ehrig@outlook.com)

D.T.: INSTITUT FÜR MATHEMATIK, UNIVERSITÄT ZÜRICH, WINTERTHURERSTRASSE 190, CAMPUS IRCHEL, OFFICE Y27J32, CH-8057 ZÜRICH, SWITZERLAND, [WWW.DTUBBENHAUER.COM](http://WWW.DTUBBENHAUER.COM)

*E-mail address:* [daniel.tubbenhauer@math.uzh.ch](mailto:daniel.tubbenhauer@math.uzh.ch)

A.W.: DEPARTMENT OF MATHEMATICS, UNIVERSITY OF GEORGIA, ATHENS, GA 30602, 526 BOYD GSRC, USA, [HTTP://WWW.ARIK-WILBERT.DE](http://WWW.ARIK-WILBERT.DE)

*E-mail address:* [arik.wilbert@uga.edu](mailto:arik.wilbert@uga.edu)