

New Statistical PDFs: Predictions and Tests up to LHC Energies

Jacques Soffer^{1,a)} and Claude Bourrely²

¹*Temple University, Department of Physics, 1925 N. 12th St., Philadelphia, PA 19122, USA*

²*Aix Marseille Univ, Univ Toulon, CNRS, CPT, Marseille, France*

^{a)}jacques.soffer@gmail.com

Abstract. The quantum statistical parton distributions approach proposed more than one decade ago is revisited by considering a larger set of recent and accurate Deep Inelastic Scattering experimental results. It enables us to improve the description of the data by means of a new determination of the parton distributions. This global next-to-leading order QCD analysis leads to a good description of several structure functions, involving unpolarized parton distributions and helicity distributions, in a broad range of x and Q^2 and in terms of a rather small number of free parameters. There are several challenging issues, in particular the behavior of $\bar{d}(x)/\bar{u}(x)$ at large x , a possible large positive gluon helicity distribution, etc.. The predictions of this theoretical approach will be tested for single-jet production and charge asymmetry in W^\pm production in $\bar{p}p$ and pp collisions up to LHC energies, using recent data and also for forthcoming experimental results.

INTRODUCTION

Deep Inelastic Scattering (DIS) of leptons and nucleons is indeed our main source of information to study the internal nucleon structure in terms of parton distributions. Several years ago a new set of parton distribution functions (PDFs) was constructed in the framework of a statistical approach of the nucleon [1]. For quarks (antiquarks), the building blocks are the helicity dependent distributions $q^\pm(x)$ ($\bar{q}^\pm(x)$). This allows to describe simultaneously the unpolarized distributions $q(x) = q^+(x) + q^-(x)$ and the helicity distributions $\Delta q(x) = q^+(x) - q^-(x)$ (similarly for antiquarks). At the initial energy scale Q_0^2 , these distributions are given by the sum of two terms, a quasi Fermi-Dirac function and a helicity independent diffractive contribution. The flavor asymmetry for the light sea, *i.e.* $\bar{d}(x) > \bar{u}(x)$, observed in the data is built in. This is simply understood in terms of the Pauli exclusion principle, based on the fact that the proton contains two up-quarks and only one down-quark. We predict that $\bar{d}(x)/\bar{u}(x)$ must remain above one for all x values and this is a real challenge for our approach, in particular in the large x region which is under experimental investigation at the moment. The flattening out of the ratio $d(x)/u(x)$ in the high x region, predicted by the statistical approach, is another interesting challenge worth mentioning. The chiral properties of QCD lead to strong relations between $q(x)$ and $\bar{q}(x)$. For example, it is found that the well established result $\Delta u(x) > 0$ implies $\Delta \bar{u}(x) > 0$ and similarly $\Delta d(x) < 0$ leads to $\Delta \bar{d}(x) < 0$. This earlier prediction was confirmed by recent polarized DIS data and it was also demonstrated that the magnitude predicted by the statistical approach is compatible with recent BNL-RHIC data on W^\pm production [2]. In addition we found the approximate equality of the flavor asymmetries, namely $\bar{d}(x) - \bar{u}(x) \sim \Delta \bar{u}(x) - \Delta \bar{d}(x)$. Concerning the gluon, the unpolarized distribution $G(x, Q_0^2)$ is given in terms of a quasi Bose-Einstein function, with only *one free parameter*. The new analysis of a larger set of recent accurate DIS data leads to the emergence of a large positive gluon helicity distribution, giving a significant contribution to the proton spin, a major point which was emphasized in a recent letter [3].

It is crucial to note that the quantum-statistical approach differs from the usual global parton fitting methodology for the following reasons:

- i) It incorporates physical principles to reduce the number of free parameters which have a physical interpretation.
- ii) It has very specific predictions, so far confirmed by the data.
- iii) It is an attempt to reach a more physical picture on our knowledge of the nucleon structure, the ultimate goal being to solve the problem of confinement.

iv) Treating simultaneously unpolarized distributions and helicity distributions, a unique situation in the literature, has the advantage to give access to a vast set of experimental data, in particular up to LHC energies.

REVIEW OF THE STATISTICAL PARTON DISTRIBUTIONS

Let us now recall the main features of the statistical approach for building up the PDFs, as opposed to the standard polynomial type parameterizations of the PDF, based on Regge theory at low x and on counting rules at large x . The fermion distributions are given by the sum of two terms, a quasi Fermi-Dirac function and a helicity independent diffractive contribution, at the input energy scale $Q_0^2 = 1\text{GeV}^2$,

$$xq^h(x, Q_0^2) = \frac{A_q X_{0q}^h x^{b_q}}{\exp[(x - X_{0q}^h)/\bar{x}] + 1} + \frac{\tilde{A}_q x^{\tilde{b}_q}}{\exp(x/\bar{x}) + 1}, \quad (1)$$

$$x\bar{q}^h(x, Q_0^2) = \frac{\bar{A}_q (X_{0q}^{-h})^{-1} x^{\tilde{b}_q}}{\exp[(x + X_{0q}^{-h})/\bar{x}] + 1} + \frac{\tilde{A}_q x^{\tilde{b}_q}}{\exp(x/\bar{x}) + 1}. \quad (2)$$

We note that the universal diffractive term is absent in the quark helicity distribution Δq and in the quark valence contribution $q - \bar{q}$.

In Equations. (1,2) the multiplicative factors X_{0q}^h and $(X_{0q}^{-h})^{-1}$ in the numerators of the non-diffractive parts of the q 's and \bar{q} 's distributions, imply a modification of the quantum statistical form, we were led to propose in order to agree with experimental data. The presence of these multiplicative factors was justified in our earlier attempt to generate the transverse momentum dependence (TMD) [4, 5]. The parameter \bar{x} plays the role of a *universal temperature* and X_{0q}^\pm are the two *thermodynamical potentials* of the quark q , with helicity $h = \pm$. They represent the fundamental characteristics of the model. Notice the change of sign of the potentials and helicity for the antiquarks ¹.

For a given flavor q the corresponding quark and antiquark distributions involve *eight* free parameters: X_{0q}^\pm , A_q , \bar{A}_q , \tilde{A}_q , b_q , \bar{b}_q and \tilde{b}_q . It reduces to *seven* since one of them is fixed by the valence sum rule, $\int (q(x) - \bar{q}(x)) dx = N_q$, where $N_q = 2, 1, 0$ for u, d, s , respectively.

For the light quarks $q = u, d$, the total number of free parameters is reduced to *eight* by taking, as in Ref. [1], $A_u = A_d$, $\bar{A}_u = \bar{A}_d$, $\tilde{A}_u = \tilde{A}_d$, $b_u = b_d$, $\bar{b}_u = \bar{b}_d$ and $\tilde{b}_u = \tilde{b}_d$. For the strange quark and antiquark distributions, the simple choice made in Ref. [1] was improved in Ref. [6], but here they are expressed in terms of *seven* free parameters. For the gluons we consider the black-body inspired expression

$$xG(x, Q_0^2) = \frac{A_G x^{b_G}}{\exp(x/\bar{x}) - 1}, \quad (3)$$

a quasi Bose-Einstein function, with b_G being the only free parameter, since A_G is determined by the momentum sum rule. In our earlier works [1, 7], we were assuming that, at the input energy scale, the helicity gluon distribution vanishes, so

$$x\Delta G(x, Q_0^2) = 0. \quad (4)$$

However as a result of the present analysis of a much larger set of very accurate unpolarized and polarized DIS data, we must give up this simplifying assumption. We are now taking

$$x\Delta G(x, Q_0^2) = \frac{\tilde{A}_G x^{\tilde{b}_G}}{(1 + c_G x^{d_G})} \cdot \frac{1}{\exp(x/\bar{x}) - 1}. \quad (5)$$

To summarize the new determination of all PDFs involves a total of *twenty one* free parameters: in addition to the temperature \bar{x} and the exponent b_G of the gluon distribution, we have *eight* free parameters for the light quarks (u, d), *seven* free parameters for the strange quarks and *four* free parameters for the gluon helicity distribution. These parameters have been determined from a next-to-leading order (NLO) QCD fit of a large set of accurate DIS data, unpolarized and polarized structure functions [8].

¹ At variance with statistical mechanics where the distributions are expressed in terms of the energy, here one uses x which is clearly the natural variable entering in all the sum rules of the parton model.

SELECTED RECENT RESULTS

Once determined by DIS data only, these statistical PDFs have been tested on several hadronic processes in a rather broad energy range, up to LHC energies, and we will recall now a few examples.

Let us first consider single-jet production. A very satisfactory description of data from STAR at BNL RHIC, D0 and CDF at FNAL, ALICE, ATLAS and CMS at CERN LHC was obtained, as shown in [8], but we display on Figure 1 only two of these results. The Drell-Yan process is also a very interesting testing ground for PDFs and this was our

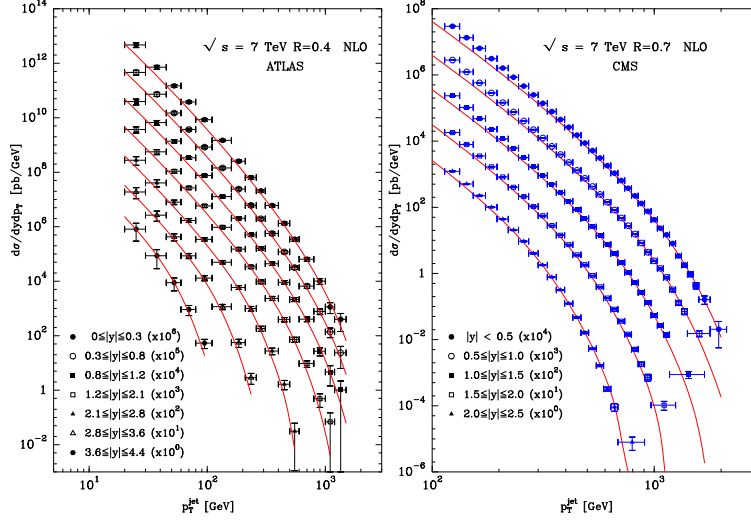


FIGURE 1. *Left:* Double-differential inclusive single-jet cross section in pp collisions at $\sqrt{s} = 7\text{TeV}$, versus p_T^{jet} , with jet radius parameter $R = 0.4$, for different rapidity bins from ATLAS [9] and the predictions from the statistical PDFs, denoted now on as BS15. *Right:* Same from CMS [10], with $R = 0.7$.

motivation for a dedicated paper on this important subject [11]. Data for the Z/γ^* production at LHC, the invariant mass distribution and the normalised rapidity distribution, are shown on Figure 2. A comparison is made with several PDFs sets with equally remarkable good agreement. We will end with some considerations on the light antiquarks,

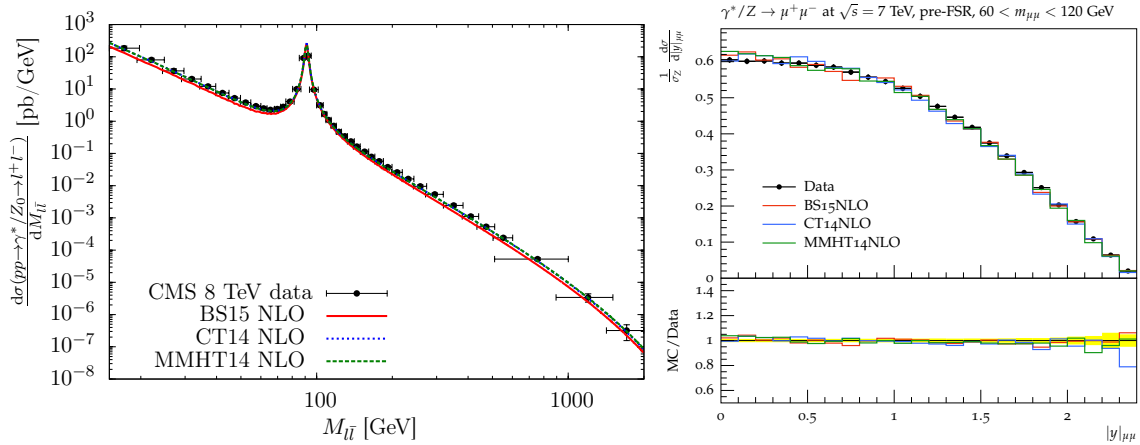


FIGURE 2. *Left:* The DY differential cross section measured in the combined di-muon and di-electron channels by CMS at $\sqrt{s} = 8\text{TeV}$ over the invariant mass range from 15 GeV to 2 TeV [12] vs QCD NLO predictions obtained by using different PDF models. *Right:* The normalized rapidity distribution measured in the di-muon channel by CMS at $\sqrt{s} = 7\text{TeV}$ [13] vs QCD NLO predictions obtained by using different PDF models (Taken from Ref. [11]).

which are not so well determined and deserve a special attention. First the ratio \bar{d}/\bar{u} which is predicted in the statistical

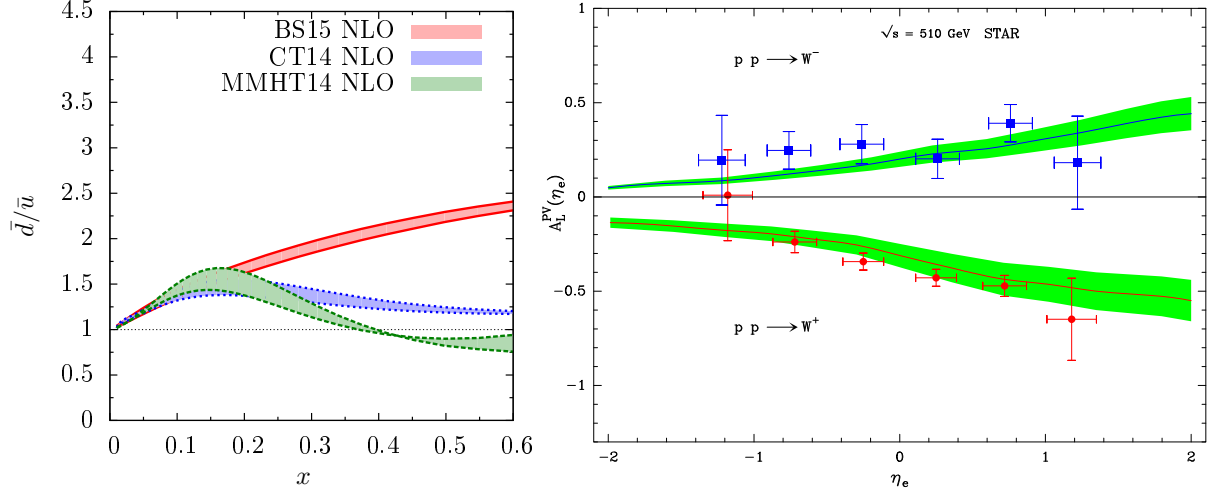


FIGURE 3. *Left:* The QCD NLO predictions for the ratio of the sea quark PDFs \bar{d}/\bar{u} , as a function of x with scale variation within $1 < Q^2 < 100\text{GeV}^2$ interval, obtained by using different PDF models (Taken from Ref. [11]). *Right:* The measured parity-violating helicity asymmetries A_L^{PV} versus the pseudorapidity of the charged-lepton η_e , from W^\pm decay, produced at RHIC, from STAR [15], compared to the predictions from the statistical approach (Taken from Ref. [2]).

approach, to remains above one for all x values, at variance with other PDF sets, as shown on Figure 3 (*Left*). This trend seems to be confirmed by the preliminary results from the SeaQuest experiment [14].

Next we consider the process $\vec{p}p \rightarrow W^\pm + X \rightarrow e^\pm + X$, where the arrow denotes a longitudinally polarized proton and the outgoing e^\pm have been produced by the leptonic decay of the W^\pm boson. The helicity asymmetry is defined as $A_L^{PV} = (d\sigma_+ - d\sigma_-)/(d\sigma_+ + d\sigma_-)$. Here σ_h stands for the cross section where the initial proton has helicity h . It was measured recently at RHIC-BNL [15] and the results are shown in Figure 3 (*Right*). As explained in Ref. [2], the W^- asymmetry is very sensitive to the sign and magnitude of $\Delta\bar{u}$, so this is another successful result of the statistical approach.

REFERENCES

- [1] C. Bourrely, F. Buccella and J. Soffer, Eur. Phys. J. C **23**, 487 (2002)
- [2] C. Bourrely, F. Buccella and J. Soffer, Phys. Lett. B **726**, 296 (2013)
- [3] C. Bourrely and J. Soffer, Phys. Lett. B **740**, 168 (2015)
- [4] C. Bourrely, F. Buccella and J. Soffer, Phys. Rev. D **83**, 074008 (2011)
- [5] C. Bourrely, F. Buccella and J. Soffer, Int. J. of Mod. Phys. A **28**, 1350026 (2013)
- [6] C. Bourrely, F. Buccella and J. Soffer, Phys. Lett. B **648**, 39 (2007)
- [7] C. Bourrely, F. Buccella and J. Soffer, Eur. Phys. J. C **41**, 327 (2005)
- [8] C. Bourrely and J. Soffer, Nucl. Phys. A **941**, 307 (2015)
- [9] G. Aad *et al.* (ATLAS Collaboration), JHEP **1502**, 153 (2015); **1509**, 141 (2015)
- [10] S. Chatrchyan *et al.* (CMS Collaboration), Phys. Rev. D **87**, 112002 (2013); Erratum-ibid, 119902
- [11] E. Basso, C. Bourrely, R. Pasechnik and J. Soffer, Nucl. Phys. A **948**, 63 (2016)
- [12] S. Chatrchyan *et al.* (CMS Collaboration), Eur. Phys. J. C **75**, 147 (2015)
- [13] S. Chatrchyan *et al.* (CMS Collaboration), JHEP, **1312**, 030 (2013)
- [14] P. Reimer, these proceedings
- [15] L. Adamczyk *et al.* (STAR Collaboration), Phys. Rev. Lett. **113**, 072301 (2014)