

On top quark mass effects to $gg \rightarrow ZH$ at NLO

Alexander Hasselhuhn, Thomas Luthe, Matthias Steinhauser

*Institut für Theoretische Teilchenphysik
Karlsruhe Institute of Technology (KIT)
76128 Karlsruhe, Germany*

Abstract

We compute next-to-leading order QCD corrections to the process $gg \rightarrow ZH$. In the effective-theory approach we confirm the results in the literature. We consider top quark mass corrections via an asymptotic expansion and show that there is a good convergence below the top quark threshold which describes approximately a quarter of the total cross section. Our corrections are implemented in the publicly available C++ program `ggzh`.

1 Introduction

In the upcoming years the general purpose experiments ATLAS and CMS at the CERN LHC will collect a large amount of data which will be used to perform precision studies of various quantities. Among them are certainly the properties of the Higgs boson, in particular its couplings to the other particles of the Standard Model. Important quantities in this context are the production cross sections and partial decay rates of the Higgs boson. The dominant production process is via gluon fusion followed by vector boson fusion and the so-called Higgs-strahlung process $pp \rightarrow VH$ ($V = Z, W$) which is the subject of the current paper. Although $pp \rightarrow VH$ has a much smaller cross section it is a promising channel to observe, e.g., if the Higgs boson decays to a $b\bar{b}$ pair once substructure techniques are applied [1].

The leading order (LO) cross section is obtained from the Drell-Yan process for the production of a virtual gauge boson V^* and its subsequent decay into VH . Next-to-next-to-leading order QCD corrections to this channel have been computed in Refs. [2–6] and electroweak corrections have been considered in Refs. [7, 8]. QCD corrections up to NNLO and electroweak corrections up to NLO for the total cross section have been implemented in the program `vh@nnlo` [9].

In Ref. [10] the loop-induced production channel $gg \rightarrow ZH$ has been computed at leading order. NLO QCD corrections have been computed in Ref. [11] in the heavy top quark limit

which significantly simplifies the calculation. They are also implemented in `vh@nnlo` [9]. Note that the NLO corrections to $gg \rightarrow ZH$ are formally N³LO contributions to $pp \rightarrow ZH$. However, due to the numerical importance of the gluon-induced process it is worthwhile to compute $gg \rightarrow ZH$ to NLO accuracy.

In this paper we study the effect of a finite top quark mass. At LO exact results are available. However, at NLO the occurring integrals are highly nontrivial and their evaluation is beyond straightforward application of current multi-loop techniques. We investigate the mass effects by expanding the amplitudes for large m_t . This approximation is not valid in all phase space regions. However, it provides an estimate of the numerical size of the power-suppressed terms and thus of the quality of the effective-theory result. Furthermore, it constitutes an important reference for a future exact result since we observe a good convergence of the partonic cross sections below the top quark pair threshold. We only consider the gg channel; similar techniques can also be applied to the loop-induced contributions of the $q\bar{q}$ channels which are, however, numerically much smaller [11]. In our calculation we do not consider decays of the final-state Z boson.

Similar to $gg \rightarrow ZH$ also the process $gg \rightarrow HH$ is mediated by heavy quark loops. NLO and NNLO corrections have been considered in a series of papers [12–21] applying various approximations. Recently the exact NLO corrections became available [22, 23]. The comparison to the approximations shows sizeable differences for the total cross section and the Higgs transverse momentum distribution. However, reasonable agreement between the exact and the in $1/m_t$ -expanded results is found for the Higgs pair invariant mass (m_{HH}) distribution for not too large values of m_{HH} if the approximated result is re-scaled with the exact LO cross section. Note that the region between the production threshold and the top quark threshold corresponds to about 100 GeV in the case of HH and to about 135 GeV in the case of ZH production which makes the heavy-top expansion more interesting for the latter.

Top quark mass effects have also been computed for the related process $gg \rightarrow ZZ$. In Ref. [24] $1/m_t^2$ corrections have been computed at NLO, and interference effects have been considered in [25]. In the latter reference Padé approximation and conformal mapping has been applied to improve the validity of the expansion in $1/m_t$.

The remainder of the paper is organized as follows: In Section 2 we briefly discuss the LO cross section and compare the in $1/m_t$ expanded and exact results. In Section 3 we present our findings for the partonic NLO cross section. In particular, we identify the approximation procedure which leads to promising hadronic results, subject of Section 4. We summarize our results in Section 5.

2 $gg \rightarrow ZH$ at LO

Sample Feynman diagrams contributing to the LO cross section are shown in Fig. 1 (a) and (b). There are triangle contributions where the final-state Z and Higgs bosons are

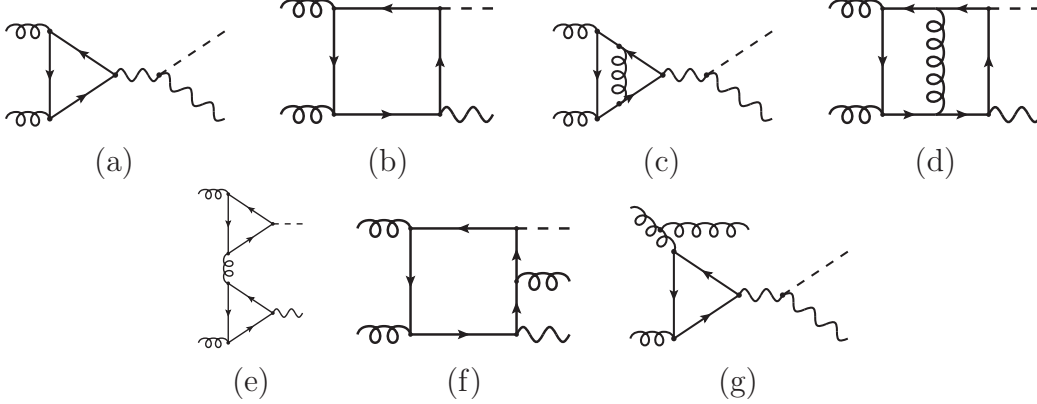


Figure 1: Sample Feynman diagram contributing to $gg \rightarrow ZH$ at LO and NLO. Solid, wavy, dashed and curly lines denote quarks, Z and Higgs bosons, and gluons, respectively. Internal wavy lines can also represent Goldstone bosons.

produced via a s -channel Z or χ boson exchange. Both bottom and top quarks can be present in the loop. In the case of the box diagrams the Higgs boson couples directly to the quark running in the loop and thus only internal top quarks are present since we neglect the bottom Yukawa coupling. The effect of a finite bottom quark mass on the LO cross section is at the per mille level.

In the heavy- m_t approximation the diagrams with internal top quarks reduce to vacuum integrals. The massless triangle diagrams are computed with the help of simple form factor-type integrals which can be expressed in terms on Γ functions (see, e.g., Appendix A of Ref. [26]).

We perform the calculation for general R_ξ gauge and check that the gauge parameter ξ_Z present in the Z and χ boson propagators drops out in the result for the cross section. In fact, it cancels between the diagrams with top and bottom quark triangles and a neutral Goldstone boson or a Z boson in the s channel. Note, that for special choices of ξ_Z the calculation can be significantly simplified. For example, in Landau gauge the massless triangle contribution with virtual Z boson vanishes [11]. Note that due to Furry's theorem there is no contribution from the vector coupling of the Z . Altogether there are 16 LO Feynman diagrams, all of them are individually finite.

We compute the LO amplitudes both in an expansion for large top quark mass including terms up to order $1/m_t^8$, and without applying any approximation and keeping the full top quark mass dependence. In the latter case we have reduced the tensor integrals to scalar three- and four-point integrals which are evaluated using the `LoopTools` library [27, 28]. We want to mention that in the limit $m_t \rightarrow \infty$ the calculation is significantly simplified. In particular, all top quark triangle contributions with a coupling of the Z boson vanish.

For the numerical results we use the following input values [29]

$$M_Z = 91.1876 \text{ GeV},$$

$$\begin{aligned}
M_W &= 80.385 \text{ GeV}, \\
M_H &= 125 \text{ GeV}, \\
G_\mu &= 1.16637 \cdot 10^{-5} \text{ GeV}^{-2}, \\
M_t &= 173.21 \text{ GeV},
\end{aligned} \tag{1}$$

where M_t is the top quark pole mass. To obtain our numerical results we follow Ref. [11] and use the so-called G_μ scheme where the electromagnetic coupling constant α and the weak mixing angle ($s_W \equiv \sin \theta_W$) are defined via

$$\begin{aligned}
c_W^2 &= 1 - s_W^2 = \frac{M_W^2}{M_Z^2} \approx 0.77710, \\
\alpha &= \frac{\sqrt{2}G_\mu M_W^2 s_W^2}{\pi} \approx 0.0075623.
\end{aligned} \tag{2}$$

Our default PDF set is PDF4LHC15_nlo_100_pdfas [30] which we use to compute both the LO and NLO cross sections. For the strong coupling constant we use the value provided by PDF4LHC15_nlo_100_pdfas which is given by

$$\alpha_s(M_Z) = 0.118. \tag{3}$$

For the implementation of the PDFs we use version 6.1.6 of the LHAPDF library [31] (see <https://lhapdf.hepforge.org/>) which also provides the running for α_s from M_Z to the chosen renormalization scale μ_R . Our default choice for the latter and for the factorization scale μ_F is the invariant mass of the ZH system

$$\mu_0^2 = (p_H + p_Z)^2. \tag{4}$$

If not stated otherwise we choose $s_H = 14 \text{ TeV}$ for the hadronic center-of-mass energy.

In Fig. 2 we compare the partonic cross section of the exact (black solid line) and expanded results (blue dashed lines, see caption for details). One observes a continuous improvement of the large- m_t approximations below the top quark pair threshold which is at $\sqrt{s} \approx 346 \text{ GeV}$. However, the characteristic behaviour at threshold and the drop of the cross section for large values of \sqrt{s} cannot be reproduced. We pick up the idea of Ref. [25]¹ and use the expansion terms to construct the $[2/2]$ Padé approximant, see (red) dash-dotted line in Fig. 2. One observes that the Padé result approximates reasonably well the exact curve up to $\sqrt{s} \approx 346 \text{ GeV}$ which is indicated by the vertical dashed line.

In Fig. 3 we show the hadronic cross section for $gg \rightarrow ZH$ as a function of the cut on the invariant mass of the Z -Higgs system using the same conventions as in Fig. 2. We observe a rapid convergence of the $1/m_t$ expansion (blue dashed curves) for $m_{ZH}^{\text{cut}} \lesssim 350 \text{ GeV}$ and a good approximation of the exact result (solid, black) by the Padé curve (dash-dotted,

¹In contrast to [25] we apply the Padé approximation at the level of differential cross sections and not at the level of the amplitudes. Furthermore, we refrain from performing a conformal mapping since in our case the gain is marginal.

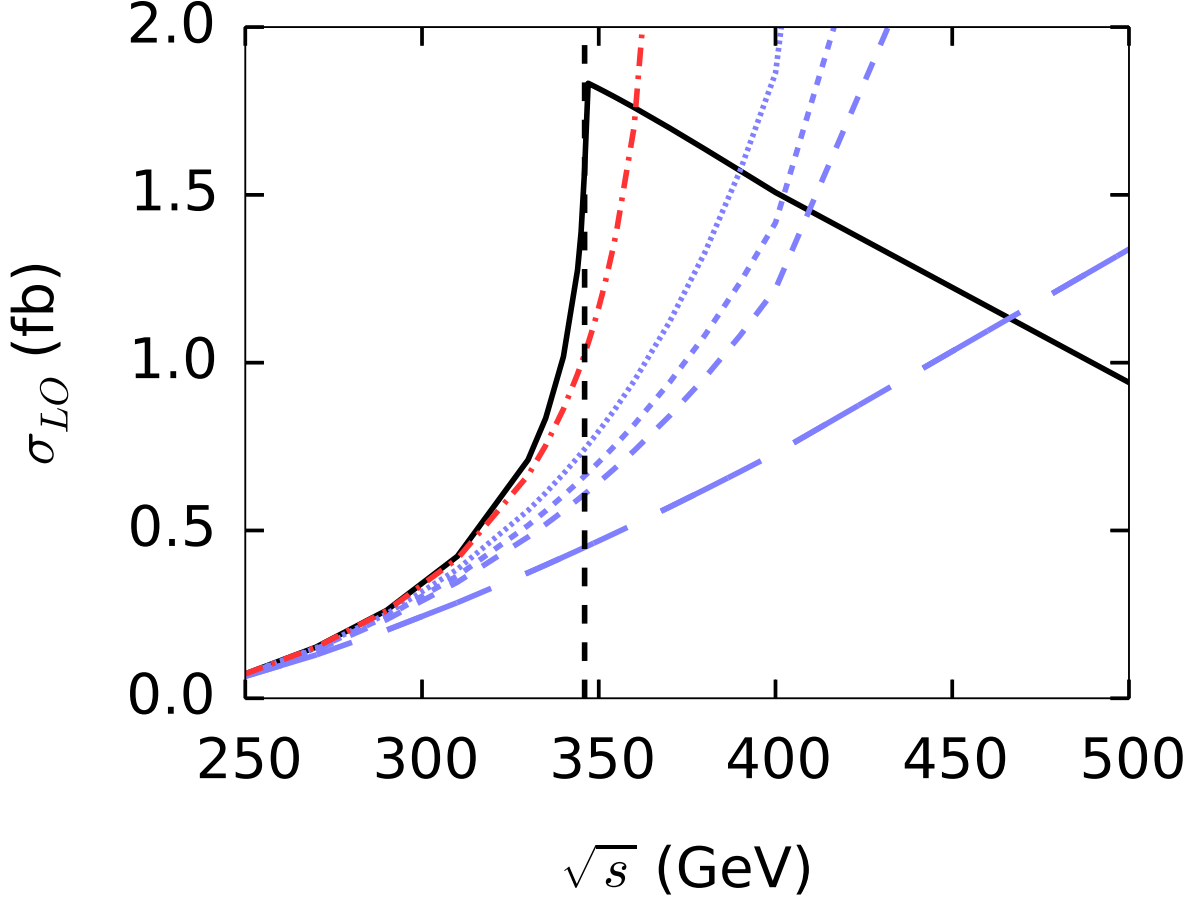


Figure 2: LO $gg \rightarrow ZH$ partonic cross section as a function of the partonic center-of-mass energy \sqrt{s} . The exact result is shown as black solid line and the expansion terms including $1/m_t^0, \dots, 1/m_t^8$ terms (note that the $1/m_t^2$ term vanishes) are represented by (blue) dashed lines where shorter-dashed lines include higher order power corrections. The dash-dotted (red) line represents the $[2/2]$ Padé result, see text.

red). By construction, for large values of m_{ZH}^{cut} the total cross section is reproduced. It is interesting to note that for $m_{ZH}^{\text{cut}} \lesssim 346$ GeV the cross section amounts to about a quarter of total cross section. For this value of m_{ZH}^{cut} the Padé result yields 16.1 fb which is very close to the exact result (17.0 fb). On the other hand, the infinite top mass approach only gives 11.0 fb.

For a collision energy of $\sqrt{s_H} = 8$ TeV we obtain for the total hadronic cross section $\sigma_{H,\text{LO}}^{(\text{exact})} = 16.0$ fb which agrees impressively well with the result obtained from the effective-theory approximation: 15.8 fb. Since the partonic cross sections have completely different shapes (cf. solid and long-dashed curves in Fig. 2) this agreement has to be considered as accidental. In fact, for $\sqrt{s_H} = 14$ TeV we have $\sigma_{H,\text{LO}}^{(\text{exact})} = 61.8$ fb whereas the infinite- m_t

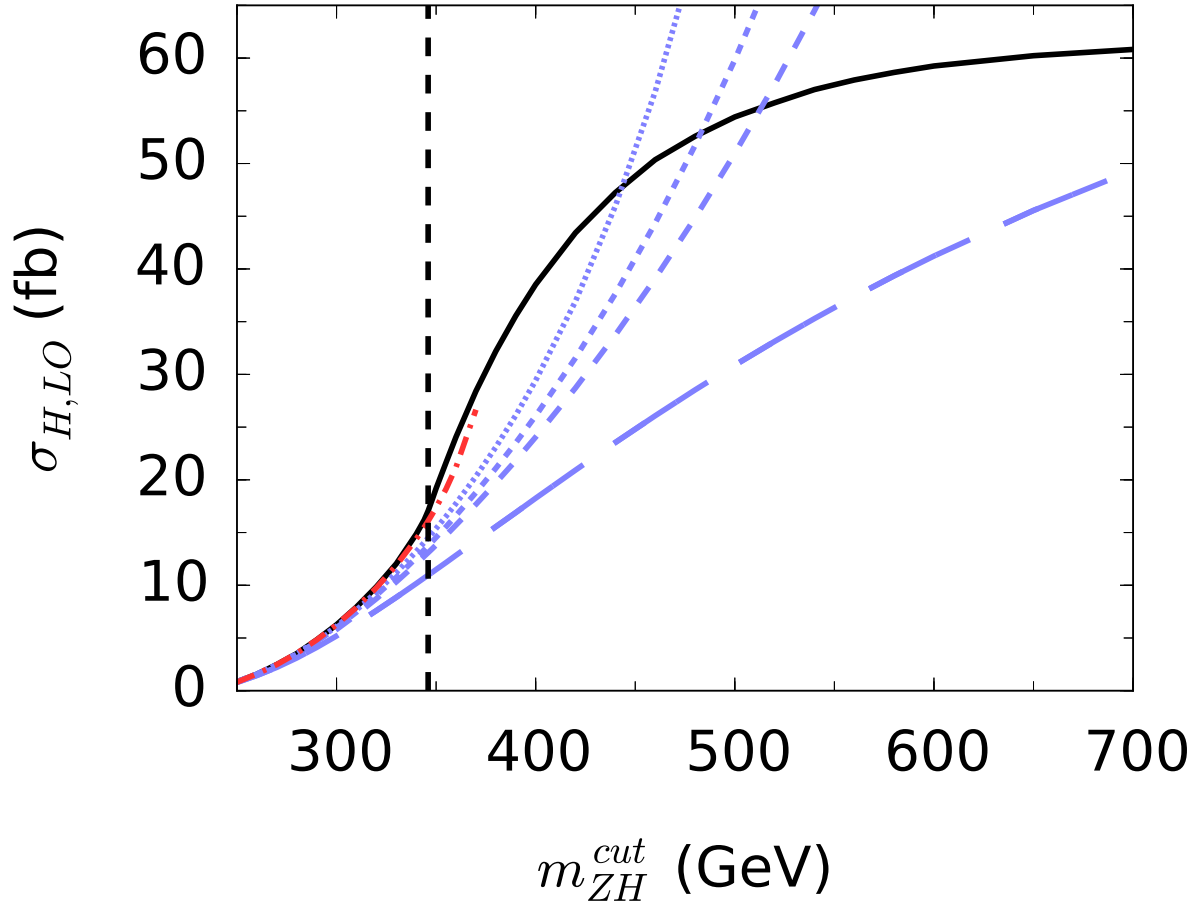


Figure 3: Hadronic LO $gg \rightarrow ZH$ cross section as a function of m_{ZH}^{cut} , the cut on the invariant mass of the Z -Higgs system. The exact result is shown in black. The dashed (blue) curves correspond to the expanded results (see caption of Fig. 2 for more details) and the $[2/2]$ Padé approximation is shown as dash-dotted (red) curve.

approximation gives 80.5 fb.

3 Partonic NLO corrections

Sample Feynman diagrams contributing to the real and virtual NLO corrections can be found in Fig. 1. In our calculation we apply standard techniques. In particular, the one- and two-loop integrals are reduced to master integrals using the program FIRE [32]; the resulting master integrals can be found in Refs. [33, 34]. For the isolation of the soft and collinear infrared divergences we follow Ref. [35] which allows to compute differential cross sections. Although we consider top quark mass effects we express our final result in terms of α_s defined in the five-flavour theory.

We write the partonic cross section to NLO accuracy in the form

$$\sigma_{\text{NLO}} = \sigma_{\text{LO}}^{(\text{exact})} + \delta\sigma_{\text{NLO}}^{(\text{approx})} + \delta\sigma_{\text{NLO}}^{(\text{virt,red})}, \quad (5)$$

where results for the LO cross section have already been discussed in Section 2.

$\delta\sigma_{\text{NLO}}^{(\text{virt,red})}$ is the contribution from the reducible diagrams where two quark triangles are connected by a gluon in the t or u channel, see Fig. 1(e) for a sample Feynman diagram. In Ref. [11] the effective-theory result for the corresponding differential cross section is given, which is obtained by considering the interference with the LO amplitude. We confirm the analytic expression of [11] and add power-suppressed terms up to order $1/m_t^8$. Furthermore, we have computed this contribution exactly keeping the full top mass dependence. For the numerical results which we present in Section 4 the exact expression is used.

In this section we discuss $\delta\sigma_{\text{NLO}}^{(\text{approx})}$. We define the NLO approximation by factoring out the exact LO cross section multiplied by the ratio of the in $1/m_t$ expanded NLO and LO contribution:

$$\delta\sigma_{\text{NLO}}^{(\text{approx})} = \sigma_{\text{LO}}^{(\text{exact})} \frac{\delta\sigma_{\text{NLO}}^{(\text{exp}-n)}}{\sigma_{\text{LO}}^{(\text{exp}-n)}}, \quad (6)$$

where “exp – n ” means that the corresponding quantity contains expansion terms up to order $1/m_t^n$.

In Fig. 4 we show as (blue) dashed lines the quantities $\delta\sigma_{\text{NLO}}^{(\text{exp}-n)}$ and as (red) dashed-dotted line the $[2/2]$ Padé approximant as a function of the partonic center-of-mass energy \sqrt{s} . We observe a similar behaviour as at LO (cf. Fig. 2). In particular, it can not be expected that meaningful NLO approximations are obtained for large values of \sqrt{s} from these expansion terms. However, based on observations at LO we expect that the Padé result provides a reasonable approximation below $\sqrt{s} \approx 346$ GeV. In Fig. 4 we also show as (yellow) long- and short-dashed curves the quantity $\delta\sigma_{\text{NLO}}^{(\text{approx})}$ with $n = 0$ and 8 (the curves for $n = 2, 4, 6$ lie in between and are not shown for clarity). The shape is now dictated by the LO cross section and has a well-behaved high-energy limit. For $\sqrt{s} < 346$ GeV the two curves are close together, however above the top threshold the $n = 8$ curve is significantly higher.

As an alternative to Eq. (6) we consider an approach where the exact LO result is factored at the differential level, i.e., before the integration over phase space. Schematically we write

$$\int d\text{PS}_2 \left| \mathcal{M}_{\text{LO}}^{(\text{exact})} \right|^2 \frac{\left| \mathcal{M}_{\text{NLO}}^{(\text{exp}-n)} \right|^2}{\left| \mathcal{M}_{\text{LO}}^{(\text{exp}-n)} \right|^2}, \quad (7)$$

where “dPS₂” indicates that we use this kind of factorization for the two-particle phase space contributions. The contribution from the three-particle phase space (which is numerically small) is added in the infinite top quark mass approximation. The integrand of

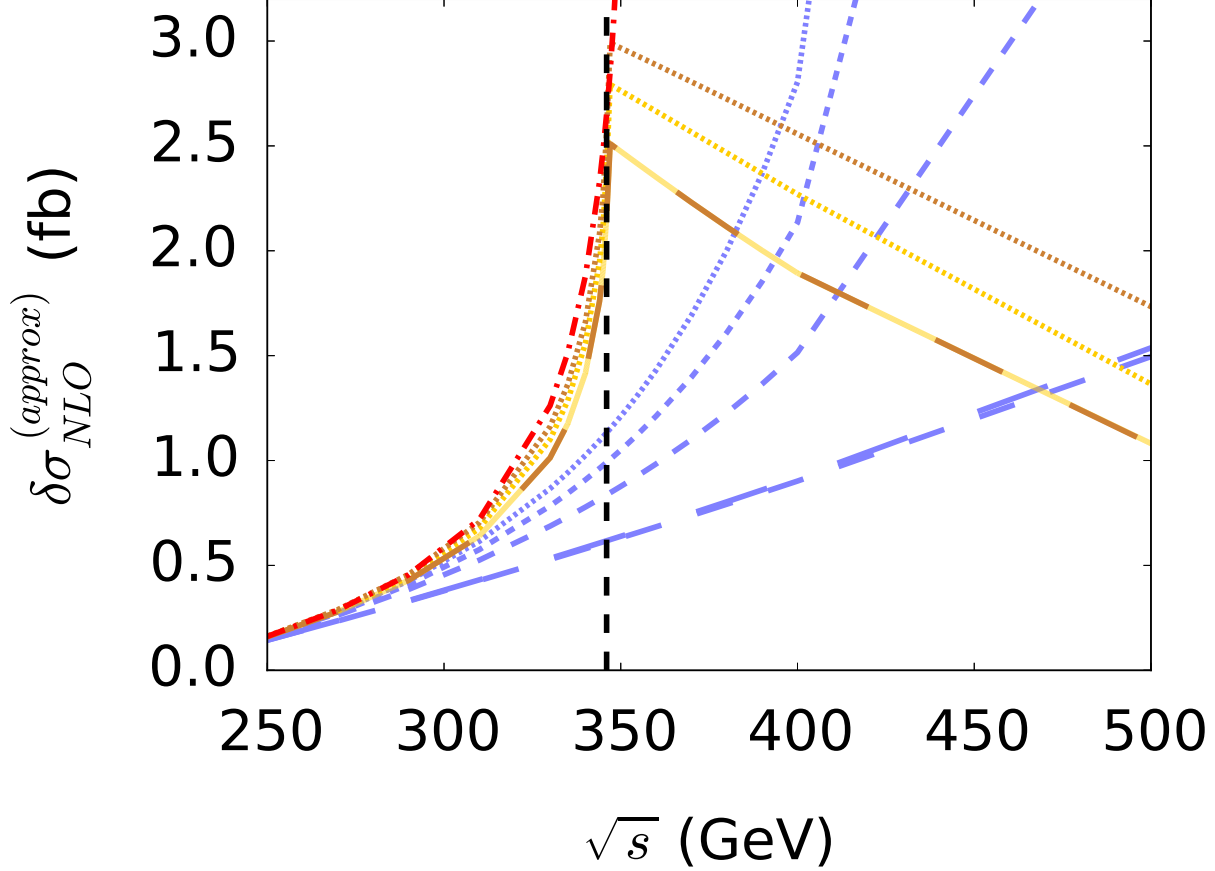


Figure 4: NLO partonic cross section as a function of \sqrt{s} . The expansion terms including $1/m_t^0, \dots, 1/m_t^8$ terms are represented by (blue) dashed lines where shorter-dashed lines include higher order power corrections. The dash-dotted (red) line represents the [2/2] Padé result. Approximations based on Eqs. (6) and (7) are shown as yellow and brown curves, respectively. In both cases we either include only the leading top quark mass corrections (long-dashed curves) or corrections up to order $1/m_t^8$ (short-dashed curves).

Eq. (7) is better behaved than the one for $\delta\sigma_{\text{NLO}}^{(\text{exp}-n)}$ in Eq. (6), which might lead to better approximations for the total cross section. However, below the top quark pair threshold we only expect small differences between Eqs. (6) and (7).

Fig. 4 shows $\delta\sigma_{\text{NLO}}^{(\text{approx})}$ as obtained from Eq. (7) for $n = 0$ and 8 as brown dashed lines. Note that the $n = 0$ curve lies almost on top of the yellow curve (which is based on Eq. (6)). This is because the two-particle phase space contributions to the squared matrix elements are proportional to the LO result. Moreover the three-particle contribution is small. As before, the $n = 0$ and $n = 8$ curves are close together below the top threshold and significant deviations are observed above.

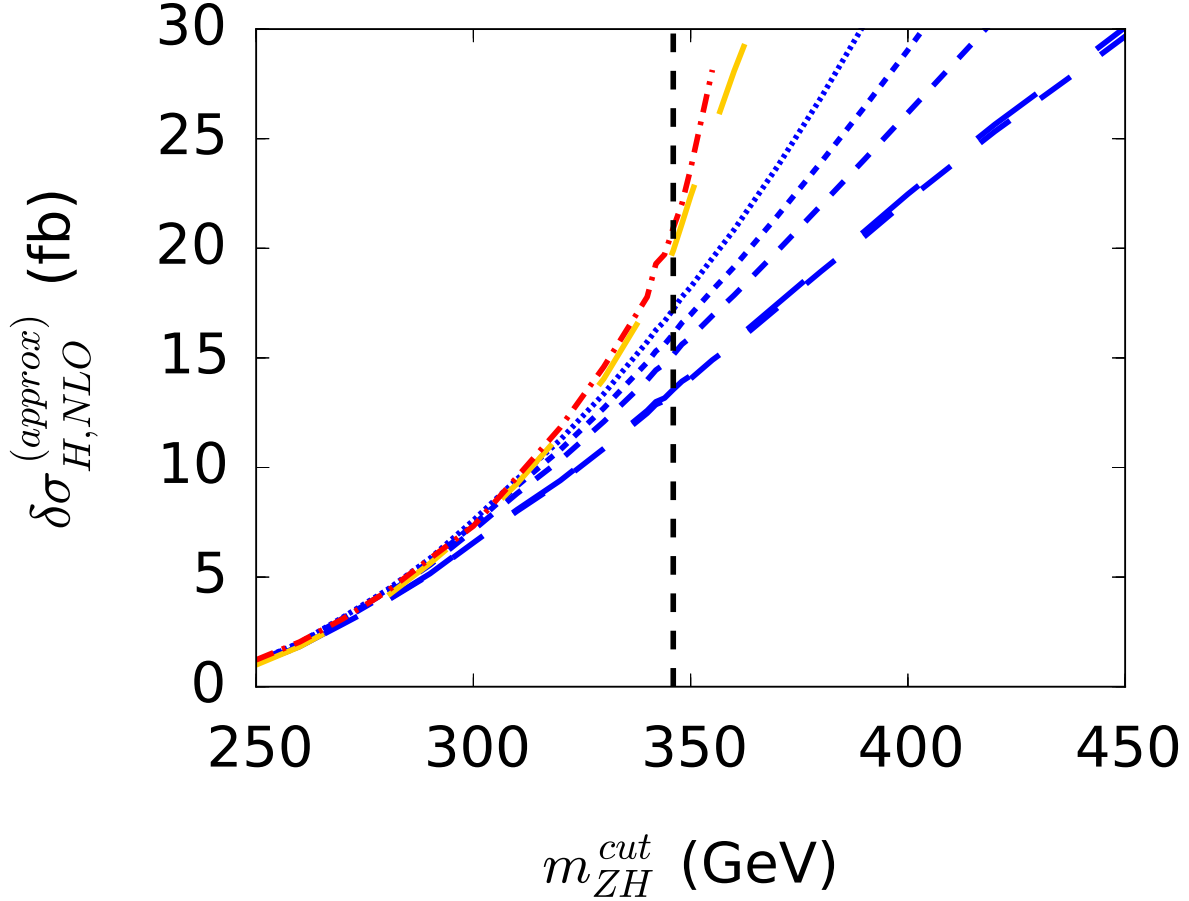


Figure 5: NLO contribution $\delta\sigma_{H,NLO}^{(approx)}$ to the hadronic cross section as a function of m_{ZH}^{cut} . The dashed (blue) curves contain expansion terms up to order $1/m_t^8$ and the dash-dotted (red) curve represents the Padé result. The long-dashed (yellow) curve is based on Eq. (6) with $n = 0$.

4 Numerical results for hadronic cross sections

Numerical results for the LO cross section have already been discussed in Section 2. At NLO we write in analogy to Eq. (5)

$$\sigma_{H,NLO} = \sigma_{H,LO}^{(exact)} + \delta\sigma_{H,NLO}^{(approx)} + \delta\sigma_{H,NLO}^{(virt,red)}. \quad (8)$$

For the construction of $\delta\sigma_{H,NLO}^{(approx)}$ we consider three possibilities: (i) we either use the in $1/m_t$ expanded partonic results; (ii) we construct an approximation using Eq. (6) (where the partonic cross sections are replaced by their hadronic counterparts), or (iii) we utilize the differential approach of Eq. (7). The latter option is only applied to the total cross section.

Fig. 5 shows the m_{ZH}^{cut} dependence of the NLO contribution $\delta\sigma_{H,NLO}^{(approx)}$. We concentrate

$\sqrt{s_H}/\text{GeV}$	$\sigma_{\text{H,LO}}^{(\text{exact})}$	$\sigma_{\text{H,NLO}}^{(\text{exp}-0)}$	$\sigma_{\text{H,NLO}}^{(\text{re-scale})}$	$\sigma_{\text{H,NLO}}^{(\text{diff})}$	$\sigma_{\text{H,NLO}}^{[2/2]}$	NLO scale variation
7	11.2	23.9	24.9	26.1	26.5	+21%
8	16.0	35.2	35.4	37.2	38.8	-21%
13	52.4	129	113	121	140	+20%
14	61.8	155	133	142	168	-20%
						+14%
						-17%
						+13%
						-16%

Table 1: LO and NLO results for the total cross section in fb. In columns 3 to 6 the following NLO contributions are added to the exact LO result: infinite top mass approximation ($\sigma_{\text{H,NLO}}^{(\text{exp}-0)}$), re-scaled NLO contribution based on Eq. (6) ($\sigma_{\text{H,NLO}}^{(\text{re-scale})}$), re-scaled NLO contribution based on Eq. (7) ($\sigma_{\text{H,NLO}}^{(\text{diff})}$), and the approximation where below the top threshold the [2/2]-Padé result and above the infinite top mass approximation is used ($\sigma_{\text{H,NLO}}^{[2/2]}$). The last column gives the scale uncertainties for $\sigma_{\text{H,NLO}}^{[2/2]}$ where $\mu_F = \mu_R$ is varied by $\mu_F/\mu_0 \in [1/3, 3]$. The NLO cross sections contain $\sigma_{\text{H,NLO}}^{(\text{virt,red})}$.

on the region below the top quark threshold where approximations are valid. For large values of m_{ZH}^{cut} one obtains the total cross section which is briefly discussed below. The (blue) dashed curves are obtained from the asymptotically expanded results and the dash-dotted (red) curve is obtained from the [2/2] Padé approximation. The general picture is similar to the one at partonic level. In particular, one observes a good convergence for $m_{ZH}^{\text{cut}} \lesssim 350$ GeV and one can expect that the Padé result provides a good approximation to the unknown exact result. Note that for $m_{ZH}^{\text{cut}} = 346$ GeV the large- m_t approximation gives 13 fb whereas the Padé result leads to 21 fb which corresponds to an increase of more than 50%. The total cross section for $m_{ZH}^{\text{cut}} = 346$ GeV amounts to about a quarter of the total cross section computed in the infinite top quark mass approximation (see also below).

The dashed yellow curve in Fig. 5 is based on Eq. (6). It is obtained from the m_{ZH}^{cut} -dependence of the exact LO result multiplied by the ratio of the NLO and LO total cross sections taken in the infinite top quark mass approximation. Below $m_{ZH}^{\text{cut}} \lesssim 350$ GeV this result and the Padé curve lie basically on top of each other. Very similar results are also obtained if the ratio of the m_{ZH}^{cut} -dependent NLO and LO total cross sections are considered in the effective theory limit. For reasons of clarity the corresponding curve is not shown in Fig. 5.

We refrain from showing the m_{ZH}^{cut} dependence for $\delta\sigma_{\text{H,NLO}}^{(\text{virt,red})}$ since this contribution is numerically small. It is negative and amounts to about 1% of $\delta\sigma_{\text{NLO}}^{(\text{approx})}$. However, it is included in the discussion of the total cross section below. Note that the infinite top quark mass approximation of $\sigma_{\text{H,NLO}}^{(\text{virt,red})}$ is off by a factor two.

Table 1 shows the values for the total cross section at LO and for four possible approximations at NLO, see caption for details. The first three approximations treat the top quark as infinitely heavy, whereas the third one incorporates the heavy quark effects con-

sidered earlier in the form of a $[2/2]$ Padé approximation. Note, that we only consider finite top mass corrections for $\sqrt{s} < 346$ GeV. For higher values of s the infinite top mass limit is applied. One observes, that the finite top mass corrections shift the total cross section upwards, however, the size is well within the scale uncertainties which are shown for $\sigma_{H,\text{NLO}}^{[2/2]}$ in the last column. Similar uncertainties are also obtained for the other approximations.

The numerical results discussed in this section and in Section 3 have been obtained with the help of the program `ggzh` which can be downloaded from [36]. A brief description of `ggzh` can be found in the appendix. `ggzh` can be used to reproduce the numerical results of Ref. [11].

5 Conclusions

The associated production of a Higgs and Z boson is a promising channel in view of the determination of the Higgs boson couplings, in particular the Yukawa coupling to bottom quarks. We compute top quark mass effects to the loop-induced process $gg \rightarrow ZH$ at NLO in QCD by expanding the Feynman amplitudes in the limit of large top quark mass. Our leading term reproduces the results of Ref. [11]. It is not expected that the top quark suppressed terms provide a good approximation for large partonic center-of-mass energies. However, we can show that below the production threshold of two top quarks, say for $\sqrt{s} \lesssim 350$ GeV, the $1/m_t$ -expansion shows a good convergence at NLO. This is strongly supported by the good agreement of the re-scaled NLO approximation using the exact LO cross section and the $[2/2]$ Padé approximation constructed from expansion terms up to $1/m_t^8$. Thus, the corrections computed in this paper provide a good approximation to the m_{ZH} distributions below $\sqrt{s} \lesssim 350$ GeV. This region covers about 25% of the total cross section. Furthermore, the top mass corrections in this region constitute an important cross check once the exact calculation of the NLO corrections to $gg \rightarrow ZH$ is available. The numerical results presented in this work can be reproduced with the program `ggzh` which is publicly available from [36].

Acknowledgements

We are thankful to Kirill Melnikov for enlightening discussions and to Lorenzo Tancredi for providing analytic results for the amplitude $Z \rightarrow ggg$ from Ref. [37] which we could compare to our results. We thank Robert Harlander for helping with the comparison to `vh@nnlo` [9]. This work is supported by the Deutsche Forschungsgemeinschaft through grant STE 945/2-1.

A Brief description of ggzh

Together with this paper we also publish the program `ggzh` which can be downloaded from [36]. `ggzh` includes all contributions to the process $gg \rightarrow ZH$ which are discussed in this paper.

`ggzh` is written in C++. Before compilation it is necessary to install the libraries CUBA [38], LoopTools [27,28] and gsl [39]. The corresponding paths should be inserted in the file `Makefile.local`. Afterwards, `make` starts the compilation.

The input file `xsection.cfg` defines the channels which shall be considered. Furthermore, one has to decide whether the partonic or hadronic cross section is considered, which pdf set is used and whether the sum of the considered channels is computed or not. Thus, `xsection.cfg` typically looks as follows

```
active channels: {LO_exact,LO_0}  
pdf set: PDF4LHC15_nlo_100_pdfas  
hadronic: true  
sum channels: false
```

`ggzh` outputs partonic cross sections in case `hadronic: false` is chosen. In the sample file the exact LO cross section and the effective-theory result including $1/m_t^0$ terms is computed. Further available channels are `LO_<i>` with $i = 2, 4, 6, 8$ for the $1/m_t^i$ contribution and `pade22_LO` for the $[2/2]$ Padé approximation of the LO cross section. The $1/m_t^i$ contribution to $\delta\sigma_{\text{NLO}}^{(\text{approx})}$ is obtained by summing the channels `NLO_phase2_<i>`, `NLO_phase2eta_<i>` and `NLO_phase3_<i>` ($i = 0, 2, 4, 6, 8$) and $\delta\sigma_{\text{NLO}}^{(\text{virt,red})}$ is implemented in `NLO_reducible_exact`.

Results based on the differential factorization of Eq. (7) can be obtained via the channels `NLO_differential_phase2` and `NLO_differential_phase2eta` (remember that Eq. (7) is only applied to two-particle phase space contributions). The parameter `diff_order` in the input file `params.cfg` specifies the expansion depth used for the LO and NLO expressions in (7).

The second input file `params.cfg` contains the values for the various input parameters needed for the calculation. It overwrites the default values which are given in `params.def` together with a brief description of the meaning. The package comes with template files which clarify the syntax.

`ggzh` is launched by simply calling the executable in the shell

```
> ./ggzh
```

All input parameter are repeated in the output and the results for the individual channels is given in the form

```

Calculating hadronic cross-section for channel "LO_exact".
Integrating (Vegas) ...
Number of integrand evaluations: 1050000
Integration time: 49s. Per iteration: 0.04697ms
Result [1/(GeV)^2]: 1.5875696750976581e-10
Error [1/(GeV)^2]: 7.5506640742330014e-13
Result [fbarn]:      61.816682911840118
Error [fbarn]:      0.29400725786852289
Relative error:      0.0047561150812284996
Chi^2 Probability:   0.18458145471778875
#points dropped:    0

```

```

Calculating hadronic cross-section for channel "LO_0".
Integrating (Vegas) ...
Number of integrand evaluations: 1050000
Integration time: 2s. Per iteration: 0.002444ms
Result [1/(GeV)^2]: 2.0665863953725464e-10
Error [1/(GeV)^2]: 1.3007066760509459e-13
Result [fbarn]:      80.468604254996833
Error [fbarn]:      0.050646830445289774
Relative error:      0.00062939864452967408
Chi^2 Probability:   6.004534622038346e-12
#points dropped:    0

```

Besides the total cross section it is also possible to introduce a cut on the invariant mass m_{ZH} which is switched on with `use_inv_mass_cutoff: 1` in the file `params.cfg`. The numerical values for the cut is specified with `inv_mass_cutoff: <m_ZH-value>`.

With the help of `use_mt_threshold: 1` one switches on the possibility to use the infinite top mass approximation above the value for \sqrt{s} given by `mt_threshold: <mtthr-value>`.

`ggzh` contains the option to vary μ_R and μ_F independently. Furthermore, it is possible to choose fixed scales (e.g. $\mu_R = M_H$ or $\mu_R = m_t$) or identify the scales to the partonic center-of-mass energy.

References

- [1] J. M. Butterworth, A. R. Davison, M. Rubin and G. P. Salam, Phys. Rev. Lett. **100** (2008) 242001 doi:10.1103/PhysRevLett.100.242001 [arXiv:0802.2470 [hep-ph]].
- [2] O. Brein, A. Djouadi and R. Harlander, Phys. Lett. B **579** (2004) 149 doi:10.1016/j.physletb.2003.10.112 [hep-ph/0307206].

- [3] O. Brein, R. Harlander, M. Wiesemann and T. Zirke, Eur. Phys. J. C **72** (2012) 1868 doi:10.1140/epjc/s10052-012-1868-6 [arXiv:1111.0761 [hep-ph]].
- [4] G. Ferrera, M. Grazzini and F. Tramontano, Phys. Rev. Lett. **107** (2011) 152003 doi:10.1103/PhysRevLett.107.152003 [arXiv:1107.1164 [hep-ph]].
- [5] G. Ferrera, M. Grazzini and F. Tramontano, JHEP **1404** (2014) 039 doi:10.1007/JHEP04(2014)039 [arXiv:1312.1669 [hep-ph]].
- [6] G. Ferrera, M. Grazzini and F. Tramontano, Phys. Lett. B **740** (2015) 51 doi:10.1016/j.physletb.2014.11.040 [arXiv:1407.4747 [hep-ph]].
- [7] M. L. Ciccolini, S. Dittmaier and M. Krämer, Phys. Rev. D **68** (2003) 073003 doi:10.1103/PhysRevD.68.073003 [hep-ph/0306234].
- [8] A. Denner, S. Dittmaier, S. Kallweit and A. Mück, JHEP **1203** (2012) 075 doi:10.1007/JHEP03(2012)075 [arXiv:1112.5142 [hep-ph]].
- [9] O. Brein, R. V. Harlander and T. J. E. Zirke, Comput. Phys. Commun. **184** (2013) 998 doi:10.1016/j.cpc.2012.11.002 [arXiv:1210.5347 [hep-ph]].
- [10] B. A. Kniehl, Phys. Rev. D **42** (1990) 2253. doi:10.1103/PhysRevD.42.2253
- [11] L. Altenkamp, S. Dittmaier, R. V. Harlander, H. Rzehak and T. J. E. Zirke, JHEP **1302** (2013) 078 doi:10.1007/JHEP02(2013)078 [arXiv:1211.5015 [hep-ph]].
- [12] S. Dawson, S. Dittmaier and M. Spira, Phys. Rev. D **58** (1998) 115012 doi:10.1103/PhysRevD.58.115012 [hep-ph/9805244].
- [13] J. Grigo, J. Hoff, K. Melnikov and M. Steinhauser, Nucl. Phys. B **875** (2013) 1 doi:10.1016/j.nuclphysb.2013.06.024 [arXiv:1305.7340 [hep-ph]].
- [14] D. de Florian and J. Mazzitelli, Phys. Rev. Lett. **111** (2013) 201801 doi:10.1103/PhysRevLett.111.201801 [arXiv:1309.6594 [hep-ph]].
- [15] D. Y. Shao, C. S. Li, H. T. Li and J. Wang, JHEP **1307** (2013) 169 doi:10.1007/JHEP07(2013)169 [arXiv:1301.1245 [hep-ph]].
- [16] F. Maltoni, E. Vryonidou and M. Zaro, JHEP **1411** (2014) 079 doi:10.1007/JHEP11(2014)079 [arXiv:1408.6542 [hep-ph]].
- [17] J. Grigo, K. Melnikov and M. Steinhauser, Nucl. Phys. B **888** (2014) 17 doi:10.1016/j.nuclphysb.2014.09.003 [arXiv:1408.2422 [hep-ph]].
- [18] J. Grigo, J. Hoff and M. Steinhauser, Nucl. Phys. B **900** (2015) 412 doi:10.1016/j.nuclphysb.2015.09.012 [arXiv:1508.00909 [hep-ph]].
- [19] D. de Florian and J. Mazzitelli, JHEP **1509** (2015) 053 doi:10.1007/JHEP09(2015)053 [arXiv:1505.07122 [hep-ph]].

- [20] G. Degrossi, P. P. Giardino and R. Gröber, Eur. Phys. J. C **76** (2016) no.7, 411 doi:10.1140/epjc/s10052-016-4256-9 [arXiv:1603.00385 [hep-ph]].
- [21] D. de Florian, M. Grazzini, C. Hanga, S. Kallweit, J. M. Lindert, P. Maierhofer, J. Mazzitelli and D. Rathlev, JHEP **1609** (2016) 151 doi:10.1007/JHEP09(2016)151 [arXiv:1606.09519 [hep-ph]].
- [22] S. Borowka, N. Greiner, G. Heinrich, S. P. Jones, M. Kerner, J. Schlenk, U. Schubert and T. Zirke, Phys. Rev. Lett. **117** (2016) no.1, 012001 Erratum: [Phys. Rev. Lett. **117** (2016) no.7, 079901] doi:10.1103/PhysRevLett.117.079901, 10.1103/PhysRevLett.117.012001 [arXiv:1604.06447 [hep-ph]].
- [23] S. Borowka, N. Greiner, G. Heinrich, S. P. Jones, M. Kerner, J. Schlenk and T. Zirke, arXiv:1608.04798 [hep-ph].
- [24] K. Melnikov and M. Dowling, Phys. Lett. B **744** (2015) 43 doi:10.1016/j.physletb.2015.03.030 [arXiv:1503.01274 [hep-ph]].
- [25] J. M. Campbell, R. K. Ellis, M. Czakon and S. Kirchner, JHEP **1608** (2016) 011 doi:10.1007/JHEP08(2016)011 [arXiv:1605.01380 [hep-ph]].
- [26] V. A. Smirnov, Springer Tracts Mod. Phys. **250** (2012) 1. doi:10.1007/978-3-642-34886-0
- [27] T. Hahn and M. Perez-Victoria, Comput. Phys. Commun. **118** (1999) 153 doi:10.1016/S0010-4655(98)00173-8 [hep-ph/9807565].
- [28] G. J. van Oldenborgh and J. A. M. Vermaseren, Z. Phys. C **46** (1990) 425. doi:10.1007/BF01621031
- [29] C. Patrignani et al.(Particle Data Group), Chin. Phys. C, 40, 100001 (2016).
- [30] J. Butterworth *et al.*, J. Phys. G **43** (2016) 023001 doi:10.1088/0954-3899/43/2/023001 [arXiv:1510.03865 [hep-ph]].
- [31] A. Buckley, J. Ferrando, S. Lloyd, K. Nordström, B. Page, M. Rüfenacht, M. Schönherr and G. Watt, Eur. Phys. J. C **75** (2015) 132 doi:10.1140/epjc/s10052-015-3318-8 [arXiv:1412.7420 [hep-ph]].
- [32] A. V. Smirnov, Comput. Phys. Commun. **189** (2015) 182 doi:10.1016/j.cpc.2014.11.024 [arXiv:1408.2372 [hep-ph]].
- [33] T. Gehrmann, T. Huber and D. Maitre, Phys. Lett. B **622** (2005) 295 doi:10.1016/j.physletb.2005.07.019 [hep-ph/0507061].
- [34] R. K. Ellis and G. Zanderighi, JHEP **0802** (2008) 002 doi:10.1088/1126-6708/2008/02/002 [arXiv:0712.1851 [hep-ph]].

- [35] S. Frixione, Z. Kunszt and A. Signer, Nucl. Phys. B **467** (1996) 399 doi:10.1016/0550-3213(96)00110-1 [hep-ph/9512328].
- [36] <https://www.ttp.kit.edu/preprints/2016/ttp16-051/>
- [37] T. Gehrmann, L. Tancredi and E. Weihs, JHEP **1304** (2013) 101 doi:10.1007/JHEP04(2013)101 [arXiv:1302.2630].
- [38] T. Hahn, Comput. Phys. Commun. **168** (2005) 78 doi:10.1016/j.cpc.2005.01.010 [hep-ph/0404043].
- [39] <http://www.gnu.org/software/gsl/>