

# Gaia TGAS search for Large Magellanic Cloud runaway supergiant stars

## Candidate hypervelocity star discovery, and the nature of R 71

Daniel J. Lennon<sup>1</sup>, Roeland P. van der Marel<sup>2</sup>, Mercedes Ramos Lerate<sup>3</sup>, William O'Mullane<sup>1</sup>, and Johannes Sahlmann<sup>1,2</sup>

<sup>1</sup> ESA, European Space Astronomy Centre, Apdo. de Correos 78, E-28691 Villanueva de la Cañada, Madrid, Spain

<sup>2</sup> Space Telescope Science Institute, 3700 San Martin Drive, Baltimore, MD 21218, USA

<sup>3</sup> VitrocisetBelgium for ESA, European Space Astronomy Centre, Apdo. de Correos 78, E-28691 Villanueva de la Cañada, Madrid, Spain

Received ; accepted

### ABSTRACT

**Aims.** To search for runaway stars in the Large Magellanic Cloud (LMC) among the bright *Hipparcos* supergiant stars included in the Gaia DR1 TGAS catalog.

**Methods.** We compute the space velocities of the visually brightest stars in the Large Magellanic Cloud that are included in the Gaia TGAS proper motion catalog. This sample of 31 stars contains a Luminous Blue Variable (LBV), emission line stars, blue and yellow supergiants and a SgB[e] star. We combine these results with published radial velocities to derive their space velocities, and by comparing with predictions from stellar dynamical models we obtain their (peculiar) velocities relative to their local stellar environment.

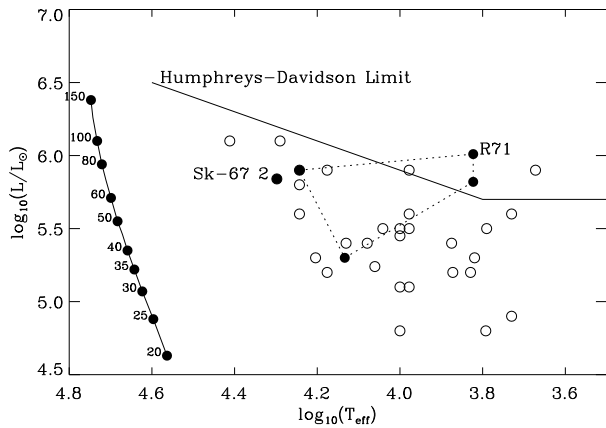
**Results.** Two of the 31 stars have unusually high proper motions. Of the remaining 29 stars we find that most objects in this sample have velocities that are inconsistent with a runaway nature, being in very good agreement with model predictions of a circularly rotating disk model. Indeed the excellent fit to the model implies that the TGAS uncertainty estimates are likely overestimated. The fastest outliers in this subsample contain the LBV R 71 and a few other well known emission line objects though in no case do we derive velocities consistent with fast ( $\sim 100$  km/s) runaways. On the contrary our results imply that R 71 in particular has a moderate deviation from the local stellar velocity field (40 km/s) lending support to the proposition that this object cannot have evolved as a normal single star since it lies too far from massive star forming complexes to have arrived at its current position during its lifetime. Our findings therefore strengthen the case for this LBV being the result of binary evolution. Of the two stars with unusually high proper motions we find that one, the isolated B1.5 Ia<sup>+</sup> supergiant Sk-67 2 (HIP 22237), is a candidate hypervelocity star, the TGAS proper motion implying a very large peculiar transverse velocity ( $\sim 360$  km/s) directed radially away from the LMC centre. If confirmed, for example by *Gaia Data Release 2*, it would imply that this massive supergiant, on the periphery of the LMC, is leaving the galaxy where it will explode as a supernova.

**Key words.** Magellanic Clouds – Stars: kinematics and dynamics – Stars: massive – supergiants – Proper motions

## 1. Introduction

A new model of the stellar dynamics of the Large Magellanic Cloud (LMC) was presented by van der Marel & Sahlmann (2016) (from now on vdMS) based on the proper motions of 29 *Hipparcos* stars that are LMC members and that have suitably precise proper motions published in the Tycho-Gaia (hereafter TGAS) catalog of the first *Gaia* Data Release (DR1; Gaia Collaboration (2016a), Gaia Collaboration (2016b), Lindegren et al. (2016)). Besides their use as test particles of the LMC velocity field, these stars are of great intrinsic interest due to their representing a sample of the visually brightest stars in a nearby star forming galaxy. This selection of blue and yellow supergiant stars (see Table 1 and Figure 1) includes a number of well known peculiar and interesting objects such as the Luminous Blue Variable (LBV) R 71, a SgB[e] star (Sk-69 46), a candidate LBV (Sk-69 75; Prinja & Schild (1991)) and some peculiar emission line objects (such as HD37836; Shore & Sanduleak (1984)).

The dynamical properties of these massive stars are of interest. Those field stars that are relatively isolated, being far from young clusters, are of particular significance since there are competing hypotheses to explain their solitude. Possible explanations include *in situ* formation of single massive stars (Parker & Goodwin (2007)), or ejection of runaway stars (with peculiar velocities of order 100 km/s) via disruption of a close binary by a SN explosion (Blaauw (1961)) or dynamical interaction in a massive cluster (Poveda (1967)). Indeed de Mink et al. (2012), de Mink et al. (2014) point out that binary evolution channels enable a continuum of runaway velocities, even including slow runaways, the so-called walkaways. At the other extreme, even higher peculiar velocities (hundreds of km/s) are thought to be generated through interaction with the SMBH at the centre of our Milky Way (Brown (2015)) producing hyper-velocity stars, although alternative mechanisms are suggested with the discovery of hypervelocity B-stars that do not fit this paradigm (Przybilla et al. (2008)). Clearly the dynamical signature of these processes is a crucial discriminant in disentangling these scenarios.



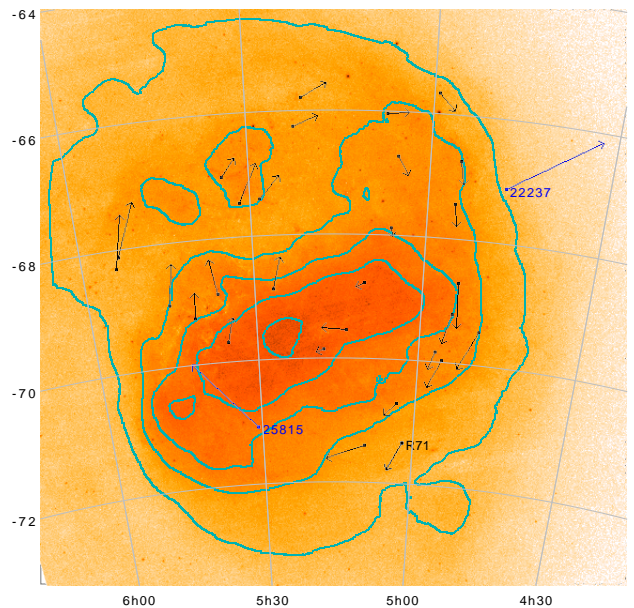
**Fig. 1.** Open symbols represent positions of the stars in our LMC sample in the HR diagram. Effective temperatures and luminosities are taken from the literature where available, or estimated using spectral types and published photometry. As many of these stars are photometric and spectroscopic variables their positions in the HRD are illustrative. As an extreme example the positions of the LBV R 71 are indicated (data from Mehner et al. (2013)) joined by dotted lines. For convenience we indicate the position of the candidate hypervelocity star Sk-67 2. We also indicate the position of the zero age main sequence (left, labeled with initial masses, tracks from Brott et al. (2011) and Kohler et al. (2015)) and the approximate location of the Humphreys-Davidson limit.

Within the Magellanic Clouds the investigation of runaway stars (in general) has been limited mainly to circumstantial evidence such as apparent isolation, peculiar radial velocity, or the presence of an infrared excess that might be attributed to the presence of a bow shock (Evans et al. (2010), Gvaramadze et al. (2010)). As a specific example we point to the current debate as to whether some, or all, LBVs are runaway stars. Smith & Tomblason (2015) suggests that LBVs are the ‘kicked mass gainers’ in binary evolution arguing that their relative isolation is inconsistent with single star evolution. Although this hypothesis is heavily debated (see Humphreys et al. (2016), Smith (2016) and Davidson et al. (2016)) it is clear that the evidence is circumstantial since proper motions for stars in the LMC cannot yet discriminate between various propositions (but see Platais et al. (2015) for a first attempt to measure precise relative proper motions of massive stars around 30 Doradus). The *Gaia* mission is set to change this picture and fortunately, as noted above, our sample contains the most isolated LBV in the LMC, R71, as well as a number of emission line objects potentially related to LBVs.

In this paper we use the proper motions from the *Gaia* TGAS catalog, along with published radial velocities to estimate stellar velocities relative to their local mean stellar velocity field in order to search for runaway stars. In Section 2 we describe our methods and discuss the results for the sample as whole, while in Section 3 we focus on a few individual objects that are of special interest.

## 2. Stellar relative velocities

Cross-matching the TGAS catalogue with the master catalogue of LMC massive stars from Bonanos et al. (2009), supplemented by the full Sanduleak catalogue (Sanduleak (1970)) of bright LMC members, reveals 311 sources in common. Examination



**Fig. 2.** Black arrows indicate magnitudes and directions of proper motions of the 29 stars from vdMS (the LBV R 71 is labelled), while blue arrows denote positions and proper motions of Sk-67 2 (HIP 22237) and Sk-71 42 (HIP 25815) as indicated by the labels. The background image illustrates the stellar density map and contours for the LMC derived from the *Gaia* catalogue.

of the uncertainties in the measured proper motions reveals two clear groupings; 31 sources, all *Hipparcos* sources, with proper motion uncertainties less than approximately 0.25 mas/yr, and all others, the *TYCHO* sources, with uncertainties in excess of approximately 0.6 mas/yr. In vdMS the TGAS proper motions of 29 of these 31 *Hipparcos* sources were used to improve the three dimensional model of the rotation field of that galaxy (see also Kroupa & Bastian (1997)). This work built upon the previous work of van der Marel & Kallivayalil (2014) that modelled this field as a rotating flattened disk, constrained by 6790 line-of-sight (LOS) stellar velocities and the average proper motions of 22 fields in the LMC as derived from *Hubble Space Telescope* observations. Implicit in the use of these 29 stars to constrain this model is the expectation that their velocities are a reasonable reflection of the mean stellar motions at their respective positions. It follows that, say, any runaway star present in this sample, with a peculiar relative velocity in excess of around 50 km/s (about 0.2 mas/yr in the LMC), would have larger residuals in the model fit than stars that are not runaway stars. In this context we note that the formal errors in the proper motions of these stars presented in TGAS have a mean value of  $\sim 0.16$  mas/yr in both right ascension and declination. While this is  $\sim 37$  km/s in velocity terms (see Table 1), as we discuss below we have reason to believe that the actual errors are substantially smaller than this. Regardless of this latter point, the precision of the TGAS proper motions is even now sufficient to search for (fast) runaway stars among our sample.

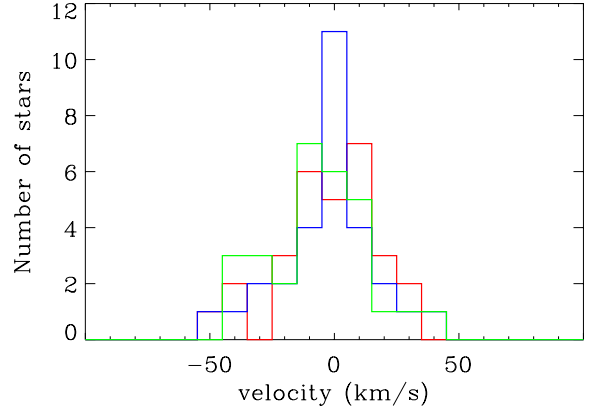
We therefore compute the residuals between each star’s proper motion, and the vdMS model prediction, as a measure of its velocity relative to the mean motion of stars in the LMC. We also compute the peculiar LOS velocity by comparing their radial velocities with the model estimates as constrained by van der Marel & Kallivayalil (2014) (see their Fig.4). These results are listed in Table 1 where we have converted proper mo-

tion to velocity assuming a distance to the LMC of  $50.1 \pm 2.5$  kpc, corresponding to a distance modulus of  $m-M=18.50 \pm 0.1$  (Freedman et al. (2001)). We note that the distance uncertainty also implies a  $\sim 5\%$  systematic uncertainty in predicted and derived velocities. In Table 1 we also include two stars, HIP 22237 (Sk-67 2) and HIP 25815 (Sk-71 42), that were excluded by vdMS on the basis that their proper motions are unusual and their excess\_astrometric\_noise parameter is large compared to other stars in the sample. We have included these two objects in our analysis and will return to them in the next section. For now we point out that their resultant peculiar velocities are very large, more akin to hypervelocity stars, and we exclude them from the following discussion of the statistical properties of the sample of 29 stars. However we will return to these two objects in the next section, while the measured proper motions of all 31 stars are illustrated in Fig.2, that also serves as context for insight into each star’s local environment within the LMC.

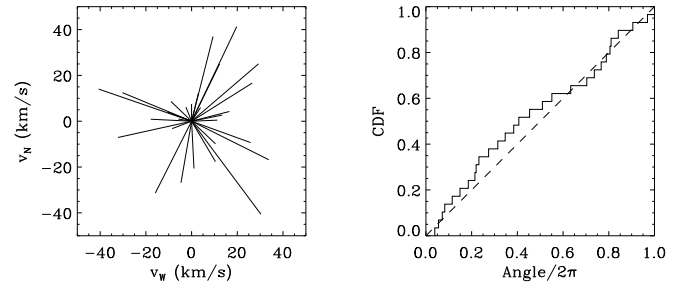
In Fig. 3 we illustrate our results as velocity dispersion histograms in each of the three directions of motion. One of the striking aspects of the overall results is that the goodness of fit to the model is excellent, there are no outliers beyond 50 km/s in right ascension or declination (see also Table 1). In fact the standard deviations of the residuals in right ascension and declination are each approximately 19 km/s, substantially less than the value that might be expected given that the formal proper motion errors predict a mean of 37 km/s in velocity as mentioned above (well outside the 5% uncertainty in the distance to the LMC). Fig. 4 shows the residual vectors in a polar plot indicating that there is no preferred direction for the peculiar velocities. We therefore interpret the proper motions of the present sample of stars as implying that they do not harbour fast runaways (with peculiar velocities in excess of 50 km/s).

The LOS velocity information is more difficult to interpret since measured radial velocities are subject to a number of effects that introduce off-sets from the true LOS velocity. All of these are very luminous (in the approximate range  $10^5 - 10^6$  solar luminosities) and therefore many have strong winds that will effect the centroids of strong absorption lines and emission lines. The impact of the former is small, typically introducing a small blue-shift of  $\sim 10$  km/s (Arp (1992)), while pure emission lines may be even more blue-shifted since they form in the outflowing wind (see the discussion of the forbidden [Fe II] lines of R 71 in the next section, and the discussion of the radial velocity of the suspected runaway or walkaway VFTS 682 near 30 Doradus by Bestenlehner et al. (2011)). The details of course will depend crucially on the parameters of the stellar wind (stellar radius, mass-loss rate, terminal velocity and velocity law). Multiplicity can also play a role (it is known that Sk-68 83 is an eclipsing binary with a semi-amplitude of  $\sim 35$  km/s) and will in general lead to an overestimate of the velocity dispersion if ignored (Hénault-Brunet et al. (2012)). However the multiplicity characteristics of these types of stars is poorly understood at present, and many stars of our sample have only single epoch measurements. Given these caveats, and also noting the heterogeneous nature of the sources for the radial velocities, it is perhaps not too surprising to note that the velocity dispersion derived here of  $\sim 20$  km/s is larger than the 11.6 km/s derived by van der Marel & Kallivayalil (2014) for young red supergiants using the same model.

Summarising the results of this section, with the exception of the two anomalous stars Sk-67 2 and Sk-71 42, the proper motions and LOS velocities of this sample are consistent with the hypothesis that none are fast runaways, though there are some outliers that may be slower runaway stars with peculiar *space* ve-



**Fig. 3.** Illustrated here are the velocity residuals in right ascension ( $v_W$ , red), declination ( $v_N$ , blue) and along the LOS ( $v_{LOS}$ , green). Histograms have a bin size of 10 km/s and the mean peculiar velocities in W, N and LOS directions are 2.8, 1.5 and  $-0.9$  km/s respectively, with standard deviations of 18.9, 18.8 and 20.3 km/s. Sk-67 2 (HIP 22237) and Sk-71 42 (HIP 25815) are not included in these figures or estimates.



**Fig. 4.** Left panel is a polar plot of  $v_W$  and  $v_N$  (from Table 1) while the panel on the right illustrates the cumulative distribution function (CDF) of the positions angles of these vectors as a histogram. The straight dashed line represents the CDF of a random distribution. A formal comparison of the two distributions using the Kuiper test indicates that the observations are consistent with this random distribution at a significance level of 85%.

locities around 50 km/s. A subset of the 5 fastest slow runaways includes the isolated B-hypergiant Sk-68 8, the LBV R 71, the candidate LBV Sk-69 75, and the SgB[e] star R 66.

### 3. Discussion: Individual objects of special interest

In this section we discuss in more detail some implications of our results for a few objects of special interest.

#### 3.1. R 71 (= Sk-71 3, HDE 269006)

R 71 is a well studied LBV that has in recent years been undergoing an outburst, reaching a maximum visual magnitude  $\sim 8.5$  during the year 2012. It is particularly interesting as it is the most isolated LBV in the LMC, and is also one of the least luminous of this class, but note the influence of assumptions concerning extinction as pointed out by Mehner et al. (2013), where more details on this object’s recent activity may be found.

There has been a recent suggestion by Smith & Tombleson (2015) that LBVs, such as R 71, are the rejuvenated mass gainer products of massive star binary evolution. Central to this idea is their proposition that LBVs tend to be found in the field and well away from massive star clusters, a consequence of a more massive star donating material to the initially lower mass companion, before exploding as a SN and kicking the now more massive star out of its parent cluster. This runaway star subsequently evolves into its LBV phase though now as a relatively isolated star, before finally exploding as a SN far from its parent cluster. This is disputed by Humphreys et al. (2016) who argue that LBVs are predominantly the products of single star evolution arguing that the locations of massive LBVs are well correlated with O-type stars, while the locations of less luminous LBVs (such as R 71) correlate well with locations of red supergiants. They further argue that none of their confirmed LBVs are runaway stars. In a counter argument Smith (2016) points out that runaway velocities predicted for the mass-gainer in the binary evolution scenario are not necessarily high, in many cases ranging from slow (walkaway) velocities of a few km/s to a few tens of km/s (de Mink et al. (2014)). The rejuvenated star also has a lifetime longer than would be expected for one of its luminosity if it were a single star, aiding and abetting the appearance of unusual isolation. Interestingly they attribute a LOS peculiar velocity of  $-71$  km/s to R 71 arguing that it is consistent with it being a potential fast runaway, but see our discussion below, and the argument in Davidson et al. (2016) concerning this star's LOS velocity. While we cannot shed light on the LBV population of the LMC as a whole we can address the nature of R 71. As discussed by Smith & Tombleson (2015) it is the most isolated of the confirmed LBVs in the LMC. They estimate that there is not any O-star within 300 pc, the closest being almost half a degree distant (or 450 pc) in projection.

Concerning R 71's LOS velocity, we adopt a value of 204 km/s (see Table 1), compared to the value of 192 km/s used by Mehner et al. (2013) that is commonly also used by other authors. As they report however this latter estimate is based on the [Fe II] lines. However Wobig (1993) reports a discrepancy between these lines and the absorption lines of neutral helium, metals and higher series Balmer lines that imply a systemic radial velocity of  $204 \pm 5$  kms, a result also obtained by Wolf et al. (1981). Since the [Fe II] lines form in the expanding wind (as also noted by both Mehner et al. (2013) and Wolf et al. (1981)), we adopt the higher radial velocity of 204 km/s that is weighted more towards the weaker photospheric absorption features in its spectrum that should be less influenced by its wind. We caution however that even these lines may well be slightly impacted and the actual systemic LOS velocity may be a little higher. Comparing with the model predicted LOS velocity at this position of 238 km/s gives a peculiar LOS velocity of only  $-34$  km/s. (Comparing to the average red and yellow supergiant velocities from Neugent et al. (2012) produces a similar result, implying a mean velocity at this position of  $\sim 235$  km/s and a very slightly lower LOS peculiar velocity of  $-31$  km/s).

Our results for R 71 indicate that both its proper motion and LOS velocity are most likely inconsistent with it being a fast runaway star (with peculiar velocity in the range 50–100 km/s), having a transverse velocity of around 38 km/s (see Table 1) though with a formal uncertainty of  $\pm 34$  km/s (but note our assessment that more realistic errors may be roughly half this value). At this velocity it would take almost 12 Myr to travel the 450 pc from the nearest grouping of OB stars, or about 6 Myr assuming the uncertainty adds to the velocity (or 9 Myr with our more opti-

mistic error estimate). These numbers are difficult to reconcile with single-star main-sequence lifetimes of approximately 8, 5, 4 and 3 Myrs for stars with initial masses of 20, 30, 40 and 60  $M_{\odot}$  (Brott et al. (2011)).

### 3.2. Sk-67 2 (= HDE 270754 = HIP 22237)

Due to its moderately high extinction of  $E(B-V) \sim 0.2$ , Sk-67 2 has been the subject of many observations with various facilities as a means of studying the interstellar medium of the LMC (see Welty et al., (2006) for an example). The star is also classified by Fitzpatrick (1991) as belonging to a those B-type supergiants, denoted as *N weak* or *BC*, that appear nitrogen deficient with respect to the morphologically normal nitrogen rich supergiants. We find that this isolated star (it lies at the north-west edge of the galaxy, see Fig.2) has a very large peculiar velocity of 359 km/s (Table 1) in a direction away from the LMC.

This star was omitted from the vdMS sample, in part because its peculiar proper motion implies that it cannot help constrain the overall LMC rotation field. However, they also noted that this star has the second-highest astrometric\_excess\_noise parameter  $a$  in the sample, after Sk-71 42 (see Section 3.3). However, while the latter star ( $a = 2.58$ ) is truly a strong outlier, this is not the case for Sk-67 2 ( $a = 1.11$ ). The remaining 29 sample stars have a mean  $\langle a \rangle = 0.51$  with an RMS of 0.18. There are two other stars in the sample with  $a \sim 0.9$ , HIP 22849 and 27868, and these do not have unusual proper motions (see Table 1). Therefore, the astrometric\_excess\_noise for Sk-67 2 does not necessarily imply that its measured TGAS proper motion must suffer from unidentified systematics. It is consistent with being an  $\sim 3\sigma$  random Gaussian outlier in the overall distribution. We also note that Sk-67 2 has a strong mid- and far-infrared excess (Bonanos et al. (2009); see also Fig.5) that would be also be consistent with a high peculiar velocity if that motion were to drive a bow shock as the star ploughs through the interstellar medium.

We have a high resolution FEROS echelle spectrum of this object obtained in 2004, and we have extracted high resolution VLT/UVES echelle spectra from the ESO archive obtained in 2001 and 2012. Radial velocities measured from the weak metal lines in these data lead to a radial velocity of  $320 \pm 1$  km/s for all three epochs. Comparing our measured radial velocity with the predicted mean LOS velocity from van der Marel & Kallivayalil (2014) at this position of 277 km/s leads to a peculiar velocity of  $+43$  km/s (comparing to the average red and yellow supergiant velocities from Neugent et al. (2012) lead to a similar peculiar LOS velocity of  $+49$  km/s). van der Marel & Kallivayalil (2014) also cite a velocity dispersion for the young massive stars in the LMC of 11.6 km/s implying that Sk-67 2 is a clear  $\sim 4\sigma$  outlier, though perhaps not such an obvious outlier in LOS as in proper motion. (Using instead  $\sigma = 20$  km/s from Fig.3 implies it is a  $2.3\sigma$  outlier.)

Based on the above evidence we argue that this star is a true LMC member and not some peculiar foreground Halo object and, since its velocity vector is almost parallel to the disk plane (see below), it is highly unlikely that it is a more distant star of unexplained origin or nature. To understand whether or not Sk-67 2 is bound we must compare its velocity with the escape velocity of the LMC. While this is currently uncertain, we can obtain an approximate value by comparison with a Milky Way value of 533 km/s as derived from the RAVE survey (Piffl et al, (2014)). The ratio of these galaxies' total dark halo masses of 0.061 (Guo et al. (2010)) then implies an escape velocity for the LMC of  $\sim 131$  km/s. Alternatively if

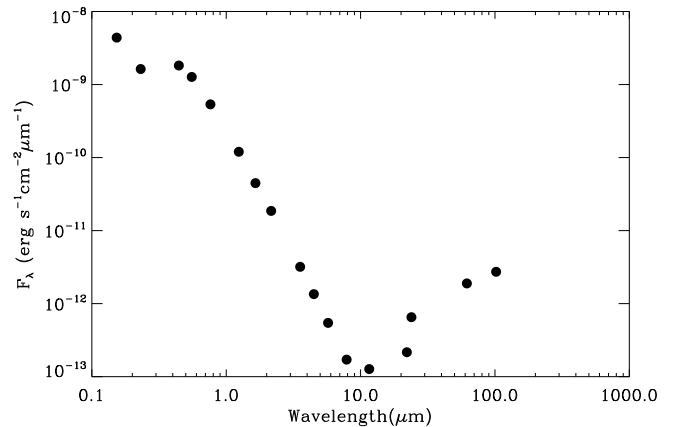
we directly compare circular velocities for the LMC (92 km/s, van der Marel & Kallivayalil (2014)) and Milky Way (239 km/s, McMillan et al. (2011)) we obtain an escape velocity of around 205 km/s. Therefore Sk-67 2 is clearly unbound with respect to the LMC and, as we argue below, a possible hypervelocity star.

While Sk-67 2 is unbound its velocity is still significantly below the surface escape velocity of main sequence star of its approximate mass and therefore not an unambiguous candidate for a hypervelocity star since there are theoretical scenarios in which fast runaway stars, or hyper-runaway stars, might be created by classical runaway star scenarios. However,  $N$ -body simulations of dynamical ejection from massive clusters (Perets & Šubr (2012)) predict very low rates of production of hyper-runaway stars, while binary evolution models have difficulty producing any runaway stars with velocities in excess of  $\sim 200$  km/s (Eldridge et al. (2011)). Based on current models therefore it would appear that the hyper-runaway scenario is not a promising explanation of the nature of Sk-67 2.

One can calculate the 3D position and 3D velocity vectors of Sk-67 2 in an LMC-centric frame using the approach used in van der Marel et al. (2002) (this is a one-parameter family depending on the star's actual distance). The minimum angle between its position and velocity vectors in this frame is  $5.3 \pm 5.2$  degrees, attained for a distance that is 50.6 kpc (i.e., 0.5 kpc larger than the distance of the LMC, but 0.5 kpc in front of the inclined LMC disk at this location). The uncertainty in this angle is dominated by the uncertainty in the position of the LMC center ( $\sim 0.3$  deg per coordinate), which was taken from the joint fit to the HST and TGAS PM data in vdMS. In other words, its velocity vector is almost aligned with the LMC centre, as would be expected for a hypervelocity star ejected by a central massive black hole. We note here however that the star is  $\sim 3.5$  kpc from the centre of the LMC implying that if the star distance is such that it is  $\pm 3.5$  kpc from the LMC disk plane, then the angle between the velocity vector and the vector to the LMC centre would be  $\sim 45$  degrees.

While no such black hole is known to exist, the presence of a black hole of mass  $\leq 10^7 M_{\odot}$  cannot be ruled out by the observed velocity field (Boyce et al. (2017), in preparation). Interestingly Boubert & Evans (2016) have suggested that the presence of a central massive black hole in the LMC might naturally explain the clustering of known hypervelocity stars in the constellations Leo and Sextans, provided that there is an as yet undiscovered southern population loosely focused on the LMC.

Given that its lifetime (below) clearly rules out a Milky Way origin, it is tempting to attribute membership of this population of hypervelocity stars to Sk-67 2. However there are still some issues with this explanation. For example, its distance from the centre of the LMC is  $\sim 3.5$  kpc that would take  $\sim 10$  Myr to traverse at its current velocity. Even allowing for the fact that we have ignored the effect of the LMC gravitational potential in estimating its flight time, implying this is an upper limit, it is still more than a factor of two longer than its likely main sequence lifetime. If, like R 71, this star is a product of binary evolution, having been a hypervelocity binary ejected from a massive black hole at the centre of the LMC, then indeed there might be evolutionary channels that could be consistent with its current position. On the other hand, this discrepancy between lifetime and flight-time may provide some support for the hypothesis that some hypervelocity stars originate via interaction with an intermediate mass black hole (IMBH) as proposed by Przybilla et al. (2008) for the star HE 0437-5439, thought to have originated from the LMC. However the LMC is not known to host a confirmed IMBH either.



**Fig. 5.** Spectral Energy Distribution of the candidate hypervelocity star Sk-67 2 showing its infrared excess from about 10 to 100  $\mu\text{m}$  that is a signature of dust emission and a possible bow-shock (based on *Spitzer*, *WISE* and *IRAS* data).

Stars in the LMC with unusual line-of-sight kinematics were previously reported by Olsen et al. (2011). These stars have velocity residuals up to  $\sim 100$  km/s, and lower metallicities than typical for the LMC. They were interpreted as a population of accreted SMC stars. The three-dimensional velocity difference between the LMC and SMC is  $128 \pm 32$  km/s (Kallivayalil et al. (2013)), consistent with the scale of the observed residual velocities for these stars. By contrast, Sk-67 2 has a velocity residual of  $\sim 360$  km/s compared to the LMC. Moreover, direct comparison to the known three-dimensional velocity of the SMC implies a residual velocity of  $\sim 336$  km/s with respect to that galaxy. Therefore, Sk-67 2 cannot have an SMC origin (which would also be hard to reconcile with its short main sequence lifetime).

Finally in this subsection we note that the TGAS proper motion is essentially derived from the difference between the *Hipparcos* and *Gaia* positions of this object (since its parallax is negligible). One might suppose that some perturbation of the point-spread-function, such as the presence of a close visual companion, might cause an error in the estimated position. However Sk-67 2 is in a sparsely populated part of the LMC, and our high resolution FEROS spectrum shows no evidence for a bright companion. Further, to cause a spurious proper motion of  $\sim 1$  mas/yr in TGAS, one would require an offset of  $\sim 20$  mas in the *Gaia* astrometry. This is of order one-fifth of an AL/AC-average pixel and in addition this offset would have to be consistent for the different scan angles, that seems rather unlikely. In this context we also note that very good agreement is found between proper motions derived from Hubble and TGAS for the Magellanic Clouds (vdMS) and Globular Clusters in the Milky Way (Watkins & van der Marel (2016)). We conclude that Sk-67 2 is a candidate hypervelocity star that if confirmed, by for example *Gaia* Data Release 2 (DR2), would warrant further investigation as to the nature of its origin.

### 3.3. Sk-71 42 (=HDE 269660 = HIP 25815)

The TGAS proper motions imply a peculiar velocity of  $\sim 150$  km/s for Sk-71 42 but in contrast to Sk-67 2, it is in a very crowded region of the LMC and lies (in projection) within the environment of the nebula and supernova remnant LHA



120-N206 that hosts many massive O-type stars. Also, by contrast, this star has `astrometric_excess_noise`=2.58, substantially above the values of the rest of the present sample. Also, comparing our measured radial velocity of 238 km/s with the mean LOS velocity predicted by the model of van der Marel & Kallivayalil (2014) at this position of 239 km/s gives a peculiar LOS velocity of only  $-1$  km/s, while from the monitoring of Morrell et al. (1999) we know that this star has constant radial velocity. (Comparing to the average red and yellow supergiant velocities of Neugent et al. (2012) yields a peculiar velocity of  $-12$  km/s.) The lack of a peculiar LOS velocity, together with its unusually large `astrometric_excess_noise` parameter suggests that we must await further data on this object from *Gaia* DR2 before speculating further on its nature.

#### 4. Summary

We have shown that the *Gaia* TGAS catalogue is even now, with DR1, able to provide important dynamical constraints on a subset of the visually brightest massive stars in the LMC that can be used to address their nature as potential walkaway, runaway or hypervelocity stars. Specific conclusions concerning this sample include:

- Most of these very luminous stars are not runaways, the outliers mostly have peculiar velocities of less than 50 km/s.
- R 71 is rather unique in its isolation and we have shown that its peculiar space velocity is only moderately discrepant from its environment, that is difficult to reconcile with a single-star evolutionary scenario. A potential solution to this dilemma might be that this particular LBV is indeed the result of binary evolution but is the evolved product of a slow runaway binary (either a rejuvenated mass gainer or a stellar merger).
- The isolated B1.5 Ia<sup>+</sup> supergiant Sk-67 2 is found to be a candidate hypervelocity star with a peculiar velocity of  $\sim 360$  km/s directed radially away from the LMC centre, suggesting possible ejection by an as yet undiscovered central black hole. However its main sequence lifetime is difficult to reconcile with the likely flight-time suggesting alternative hypotheses for the origin of its velocity will need to be explored.

*Acknowledgements.* This work has made use of data from the ESA space mission Gaia (<http://www.cosmos.esa.int/gaia>), processed by the Gaia Data Processing and Analysis Consortium (DPAC, <http://www.cosmos.esa.int/web/gaia/dpac/consortium>). Funding for the DPAC has been provided by national institutions, in particular the institutions participating in the Gaia Multilateral Agreement. DJL thanks Hassan Siddiqui, Uwe Lammers and Jose Hernandez of the ESAC *Gaia* Science Operations Centre for useful discussions. This research made use of Simbad and Vizier provided by CDS, Strasbourg; ESA Sky, developed by the ESAC Science Data Centre (ESDC); the ESO archive at Garching; and TOPCAT. J. Sahlmann was supported by an ESA Research Fellowship in Space Science.

#### References

Arp, H., 1992, MNRAS, 258, 800  
 Blaauw, A., 1961, Bull. Astron. Inst. Netherlands, 15, 26  
 Bestenlehner, J. M., Vink, J. S., Gräfenor, G., et al., 2011, A&A, 530, 14  
 Bonanos, A. Z., Massa, D. L., Sewilo, M., et al., 2009, AJ, 138, 1003  
 Boubert, D. & Evans, N. W., 2016, ApJ, 825, L6  
 Brott, I., de Mink, S. E., Cantiello, M., et al. 2011, A&A, 530, A115  
 Brown, W.R., 2015, ARAA, 53, 15  
 Davidson, K., Humphreys, R. M., Weis, K., 2016, [arXiv:1608.02007]  
 Eldridge, J. J., Langer, N., & Tout, C. A., 2011, MNRAS, 414, 3501  
 Evans, C. J., Walborn, N. R., Crowther, P. A., et al., 2011, ApJ, 714, L74  
 Fitzpatrick, E. L., 1991, PASP, 103, 1123

Freedman, W. L., Madore, B. F., Gibson, B. K., et al., 2001, ApJ, 553, 47  
 Gaia Collaboration, Prusti, T., de Bruijne, J. H. J., et al. 2016a, A&A, 595, A1  
 Gaia Collaboration, Brown, A. G., Vallenari, A., et al., 2016b, A&A, 595, A2  
 Guo, 2010, MNRAS, 404, 1111  
 Gvaramadze, V. V., Kroupa, P. & Pflamm-Altenburg, J., 2010, A&A, 519, 33  
 Hénault-Brunet, V., Evans, C. J., Sana, H. et al., 2012, A&A, 546, 73  
 Humphreys, R. M., Weis, K., Davidson, K., Gordon, M. S., 2016, ApJ, 825, 64  
 Kallivayalil, N., van der Marel, R. P., Besla, G., et al., 2013, ApJ, 764, 161  
 Kohler, K., Langer, N., de Koter, A., et al. 2015, A&A, 573, A71  
 Kroupa, P. & Bastian, U., 1997, New Astronomy, 2, 77  
 Lindegren, L., Lammers, U., Bastian, U., et al., 2016, A&A, 595, A4  
 van der Marel, R. P., Alves, D. R., Hardy, E., et al. 2002, AJ, 124, 2639  
 van der Marel, R. P., & Kallivayalil, N., 2014, ApJ, 781, 121  
 van der Marel, R. P., & Sahlmann, J., 2016, ApJ, 832, L23 (vdMS)  
 McMillan, 2011, MNRAS, 414, 2446  
 Mehner, A., Baade, D., Rivinius, T., et al., 2013, A&A, 555, 116  
 de Mink, S., Brott, I., Cantiello, M., et al., 2012, ASPC, 465, 179  
 de Mink, S. E., Sana, H., Langer, N., et al., 2014, ApJ, 782, 7  
 Morrell N. I., Niemela V. S., Barba R.H. et al., 1999, RMxAC, 8, 149  
 Neugent K. F., Massey P., Skiff B. & Meynet G., 2012, ApJ, 749, 177  
 Olsen, K. A. G., Zaritsky, D., Blum, R. D. et al., 2011, ApJ, 737, 29  
 Parker, R. J. & Goodwin, S. P., 2007, MNRAS, 380, 1271  
 Perets, H. B. & Šubr, L., 2012, ApJ, 751, 133  
 Piffl, 2014, A&A, 562, 91  
 Platais, I., van der Marel, R. P., Lennon, D. J., et al., 2015, AJ, 150, 89  
 Poveda, A., Ruiz, J., Allen, C., 1967, Bol. Obs. Tonant. Tacub., 4, 86  
 Prinja, R. K. & Schild, H., 1991, A&A, 249, 428  
 Przybilla, N., Nieva, M. F., Heber, U., et al., 2008, A&A, 480, L37  
 Sanduleak, N. 1970, Contributions from the Cerro Tololo Inter-American Observatory, 89,  
 Shore, S. N. & Sanduleak, N., 1984, ApJS, 55, 1  
 Smith, N., 2016, MNRAS, 461 3353  
 Smith N. & Tomblason, R., 2015, MNRAS, 447, 598  
 Watkins, L. L. & van der Marel, R. P., 2016, ApJ, submitted, [arXiv:1611.03170]  
 Welty, D. E., Federman, S. R., Gredel R., 2009, ApJS, 165, 138  
 Wobig, D., 1993, "Quantitative Spectral Analysis of the Luminous Blue Variable R 71 in the LMC", Diplomarbeit, Sternwarte der Ludwig-Maximilians-Universität München  
 Wolf, B., Appenzeller, I., Stahl, O., 1981, A&A, 103, 94

**Table 1.** Basic information for programme stars together with velocities (in km/s) relative to the vdMS model as follows;  $v_W$  and  $v_N$  are velocities in (minus) right ascension (West) and declination (North),  $e_W$  and  $e_N$  are the errors of these values (from TGAS). We also list the peculiar transverse velocity (or speed) on the sky,  $v_t$ , as the quadrature sum of these velocities and  $e_t$  the combined error assuming their errors are uncorrelated.  $v_{\text{rad}}$  is the measured radial velocity and  $v_{\text{LOS}} = v_{\text{rad}} - v_{\text{rad(model)}}$  is the relative velocity in the line of sight relative to the prediction of the van der Marel & Kallivayalil (2014) rotating disk model.

Name	HIP	$v_W$	$e_W$	$v_N$	$e_N$	$v_t$	$e_t$	$v_{\text{rad}}$	$v_{\text{LOS}}$	Common aliases	Sp.Type <sup>b</sup>	Gaia source Id.
Sk-67 2 <sup>a</sup>	22237	251.4	27.8	256.7	24.6	359.3	26.2	320	43.0	R 51, HDE 270754	B1.5 Ia <sup>+</sup>	4662413602288962560
Sk-69 7	22392	-8.5	35.8	-3.2	35.8	9.1	35.8	263	4.3	R 52, HDE 268654	B9 Ia	4655349652239481136
Sk-68 8	22758	30.3	37.9	-40.6	40.6	50.7	39.7	271	-1.3	R 58, HDE 268729	B5 Ia <sup>+</sup>	4655510043652327552
Sk-69 30	22794	11.2	20.8	0.5	20.9	11.3	20.8	258	-8.1	R 59, HDE 268757	G7 Ia <sup>+</sup>	4655460771785226880
Sk-66 12	22849	-9.0	28.6	8.6	30.8	12.5	29.7	284	-4.4	R 61, HDE 268675	B8 Ia	4661769941306044416
Sk-67 19	22885	3.0	34.5	12.2	35.0	12.6	35.0	304	17.6	HDE 268719	A2 Ia	4661720532007512320
Sk-69 37	22900	13.4	55.1	2.7	52.5	13.6	55.0	252	-3.0	HDE 268819	F5 Ia	4655136518933846784
R 66	22989	29.3	55.7	25.1	53.9	38.6	54.9	264	6.4	Sk-69 46, HDE 268835, S 73	SgB[e]	4655158131209278464
Sk-65 8	23177	-2.5	38.4	6.2	37.7	6.7	37.8	311	15.3	HDE 270920	G0 Ia	4662293892954562048
R 71	23428	33.7	34.7	-16.8	33.4	37.7	34.4	204	-33.5	Sk-71 3, HDE 269006, S 155	LBV	4654621500815442816
Sk-70 48	23527	26.5	57.1	16.6	54.7	31.3	56.4	216	-28.3	HDE 269018, GV 183	B2.5 Ia	4655036841335115392
Sk-66 58	23665	1.0	24.8	-20.6	27.2	20.7	27.2	300	-0.2	R 75, HDE 268946	A0 Ia	4661920986713556352
Sk-67 44	23718	0.0	17.1	7.5	18.8	7.5	18.8	255	-37.4	R 76, HD33579, S 171	A2 Ia <sup>+</sup>	4661472145451256576
HDE 271018	23820	12.2	50.4	25.0	51.3	27.8	51.2	291	-11.5	GV 538	F8 Ia	4662061311885050624
Sk-71 14	24006	-32.2	24.9	-7.1	23.3	33.0	24.9	243	-7.9	R 80, HDE 269172	A0 Ia	4651629489160555392
Sk-68 63	24080	-10.5	21.9	4.0	22.4	11.3	21.9	253	-24.9	R 81, HDE 269128, S 86	B2.5 Ia <sup>+</sup>	4658269336800428672
Sk-69 75	24347	-40.7	46.7	14.0	42.0	43.0	46.2	240	-25.2	HDE 269216, S 88	B8 I	4658204053297963392
Sk-69 91	24694	10.4	31.1	-17.7	29.9	20.5	30.2	230	-30.2	HDE 269327, S 95	B2 Iae	4658137739001073280
Sk-65 48	24988	3.9	18.7	6.0	21.1	7.1	20.4	322	12.7	R 92, HDE 271182	F8 Ia	4660601607121368704
Sk-66 72	25097	10.4	41.1	-9.8	45.5	14.4	43.2	305	-3.8	HDE 269408	A0 Ia	4660444926713007872
Sk-68 81	25448	19.8	32.8	41.3	31.7	45.8	31.9	276	-1.0	HDE 269541, W 9-26	A2 Ia	4658486455992620416
Sk-67 125	25615	16.5	48.6	4.3	49.3	17.1	48.6	320	18.2	HDE 269594	G0 Ia	4660175580731856128
Sk-71 42 <sup>a</sup>	25815	-110.3	28.5	103.1	30.2	150.9	29.3	238	-1.0	R 112, HDE 269660	B2 Ia	4651835303997699712
Sk-67 162	25892	9.4	43.3	37.0	44.2	38.2	44.2	311	10.4	HDE 269697, W 24-21	F6 Ia	4660124762671796096
Sk-67 201	26135	-15.9	22.7	-31.4	26.9	35.2	26.1	342	38.7	R 118, HDE 269781	A0 Iae	4660246224352015232
Sk-69 201	26222	25.8	44.5	-9.3	44.6	27.4	44.5	267	4.1	R 123, HD 37836, S 124, MWC 121	B0 Iae	4657280635327480832
Sk-68 131	26338	-30.3	44.0	12.5	47.5	32.7	44.5	276	0.0	HDE 269857, W 27-61	A9 Ia	4657700408260606592
Sk-69 267	26745	-4.6	54.8	-26.8	57.4	27.2	57.4	250	-19.6	R 151W, HDE 269982, W 8-37	A8 Ia	4657627943562907520
Sk-69 299	27142	-5.8	33.7	0.9	32.5	5.9	33.7	275	0.6	R 153, HDE 270086, S 143	A2 Ia <sup>+</sup>	4657722879521554176
Sk-68 178	27819	2.1	36.4	0.4	25.2	2.2	36.1	313	23.4	HDE 270296	B6 Ia	4659188769038018816
Sk-68 179	27868	-17.9	36.7	0.9	26.3	17.9	36.7	333	45.7	HDE 270305	B3 Ia	4659091084305723392
Mean <sup>c</sup>		2.8	37.0	1.5	36.6	22.7			-0.9			
$\sigma^c$		18.9		18.8		13.7			20.3			

**Notes.** <sup>(a)</sup> These two stars were excluded from vdMS on the basis of their outlying proper motions and excess astrometric noise parameter. <sup>(b)</sup> Spectral types are from the literature excepting those of Sk-69 91, that was derived from its low resolution IUE spectrum, and Sk-67 125, derived from its broad band colour (and is hence uncertain). <sup>(c)</sup> Excluding Sk -67 2 and Sk -71 42.