

# SLIM-Decomposition: Nearest-Neighbor Interaction Systems in the Tensor Train Format

Patrick Gelß<sup>1</sup>, Stefan Klus<sup>1</sup>, Sebastian Matera<sup>1</sup>, and Christof Schütte<sup>1,2</sup>

<sup>1</sup>Department of Mathematics and Computer Science, Freie Universität Berlin, Germany

<sup>2</sup>Zuse Institute Berlin, Germany

## Abstract

Low-rank tensor approximation approaches have become an important tool in the scientific computing community. The aim is to enable the simulation and analysis of high-dimensional problems which cannot be solved using conventional methods anymore due to the so-called curse of dimensionality. This requires techniques to handle linear operators defined on extremely large state spaces and to solve the resulting systems of linear equations or eigenvalue problems. In this paper, we present a systematic tensor train decomposition for nearest neighbor interaction systems which is applicable to a host of different problems. With the aid of this decomposition, it is possible to reduce the memory consumption as well as the computational costs significantly. Furthermore, it can be shown that in some cases the rank of the tensor decomposition does not depend on the network size. The format is thus feasible even for high-dimensional systems. We will illustrate the results with several guiding examples such as the Ising model, a system of coupled oscillators, and a CO Oxidation model.

## 1 Introduction

Over the last years, the interest in low-rank tensor decompositions has been growing rapidly and several different tensor formats such as the canonical format, the Tucker format, and the TT-format have been proposed. It was shown that tensor-based methods can be successfully applied to many different application areas, e.g. quantum physics [1, 2], chemical reaction dynamics [3, 4, 5, 6], stochastic queuing problems [7, 8], machine learning [9, 10, 11], and high-dimensional data analysis [12]. The applications typically require solving systems of linear equations, eigenvalue problems, ordinary differential equations, partial differential equations, or completion problems. One of the most promising tensor formats for these problems is the so-called *Tensor Train format* (TT-format) [13, 14, 15], a special case of the *Hierarchical Tucker Format* [16, 17]. In this paper, we will consider in particular high-dimensional interaction networks described by a *Markovian Master Equation* (MME). The goal is to derive systematic TT-decompositions of high-dimensional tensors for interaction networks that are only based on nearest-neighbor interactions. In this way, we want to simplify the construction of tensor train representations, which is one of the most challenging tasks in the tensor-based simulation of interaction networks. The resulting SLIM-decomposition can be easily scaled to describe different state space sizes, e.g. number of reaction sites or number of species. The complexity of a tensor train is determined by the TT-ranks. Not only the memory consumption of the tensor operators is affected by the ranks, but also the costs of standard operations such as the calculation of norms and the runtimes of tensor-based solvers.

Many applications require solving high-dimensional systems of linear equations of the form  $\mathbf{A} \cdot \mathbf{T} = \mathbf{U}$ , where  $\mathbf{A}$  is a linear TT-operator and  $\mathbf{T}$  and  $\mathbf{U}$  are tensors in the TT-format. The efficiency of algorithms proposed so far for solving such systems such as ALS, MALS, or AMEn [18, 19, 20] depends strongly on the TT-ranks of the operator. As a result, it is vitally important to be able to generate low-rank representations of  $\mathbf{A}$ . This can be achieved by truncating the operator, neglecting singular values that are smaller than a given threshold  $\varepsilon$ , or by exploiting inherent properties of the problem. Our goal is to derive a low-rank decomposition which represents the operator  $\mathbf{A}$  associated with nearest-neighbor interaction networks exactly, without requiring truncation.

Finding a TT-decomposition of a given tensor is in general cumbersome, in particular if the number of cells is not determined a priori. In [3], we derived a systematic decomposition for a specific reaction system and it turned out

that the underlying idea can be generalized to describe a larger class of interaction systems, resulting in the SLIM-decomposition. The only assumption we make is that the system comprises only nearest-neighbor interactions. The number and types of the cells as well as the interactions between these cells may differ. Moreover, systems with a cyclic network structure can be represented using the SLIM-decomposition. One of the main advantages of the SLIM-decomposition is that the TT-ranks of homogeneous systems do not depend on the number of cells of the network.

The paper is organized as follows: In Section 2, we give a brief overview of the TT-format and define a special core notation. Furthermore, nearest-neighbor interaction systems defined on a set of cells and Markovian master equations are introduced. In Section 3, the SLIM-decomposition is derived exploiting properties of nearest-neighbor interaction systems. In Section 4, we introduce the SLIM-decomposition for Markovian master equations in the TT-format and present numerical results. Section 5 concludes with a brief summary and a future outlook.

## 2 Theoretical Background

In this section, we will introduce the concept of tensors and different tensor decompositions, namely the canonical format and the so-called *Tensor Train format* (TT-format). Furthermore, we will define interaction systems that are based only on nearest-neighbor couplings. We will distinguish between homogeneous and heterogeneous systems as well as between cyclic and non-cyclic systems.

### 2.1 Tensor Formats

Tensors, in our sense, are simply multidimensional generalizations of vectors and matrices. A tensor in full format is given by a multidimensional array of the form  $\mathbf{T} \in \mathbb{R}^{n_1 \times \dots \times n_d}$  and a linear operator by  $\mathbf{A} \in \mathbb{R}^{(n_1 \times n_1) \otimes \dots \otimes (n_d \times n_d)}$ . The entries of a tensor are indexed by  $\mathbf{T}_{x_1, \dots, x_d}$  and the entries of operators by  $\mathbf{A}_{x_1, y_1, \dots, x_d, y_d}$ . In order to mitigate the curse of dimensionality, that is, the exponential growth of the memory consumption in  $d$ , various tensor formats have been proposed over the last years. Here, we will focus on the TT-format. The common basis of various tensor formats is the tensor product which enables the decomposition of high-dimensional tensors into several smaller tensors.

**Definition 2.1.** The tensor product of two tensors  $\mathbf{T} \in \mathbb{R}^{m_1 \times \dots \times m_d}$  and  $\mathbf{U} \in \mathbb{R}^{n_1 \times \dots \times n_e}$  defines a tensor  $\mathbf{T} \otimes \mathbf{U} \in \mathbb{R}^{(m_1 \times \dots \times m_d) \times (n_1 \times \dots \times n_e)}$  with

$$(\mathbf{T} \otimes \mathbf{U})_{x_1, \dots, x_d, y_1, \dots, y_e} = \mathbf{T}_{x_1, \dots, x_d} \cdot \mathbf{U}_{y_1, \dots, y_e},$$

where  $1 \leq x_k \leq m_k$  for  $k = 1, \dots, d$  and  $1 \leq y_k \leq n_k$  for  $k = 1, \dots, e$ .

The tensor product is a bilinear map. That is, if we fix one of the tensors we obtain a linear map on the space where the other tensor lives (see Appendix A). We will exploit this property later on to derive the SLIM-decomposition. The initial concept of tensor decompositions was introduced in 1927 by Hitchcock [21], who presented the idea of expressing a tensor as the sum of a finite number of *rank-one tensors* (or *elementary tensors*). This so-called polyadic decomposition leads to the canonical tensor format.

**Definition 2.2.** A tensor  $\mathbf{T} \in \mathbb{R}^{n_1 \times \dots \times n_d}$  is said to be in the canonical format if

$$\mathbf{T} = \sum_{k=1}^r \left( \mathbf{T}^{(1)} \right)_{k,:} \otimes \dots \otimes \left( \mathbf{T}^{(d)} \right)_{k,:}, \quad (1)$$

with cores  $\mathbf{T}^{(i)} \in \mathbb{R}^{r \times n_i}$  for  $i = 1, \dots, d$ . The parameter  $r$  is called the rank of the decomposition.

**Remark 2.3.** Given a canonical tensor  $\mathbf{T}$  as defined in (1), a cyclic permutation of the cores yields a tensor whose indices are permuted correspondingly. That is, if we define

$$\tilde{\mathbf{T}} = \sum_{k=1}^r \left( \mathbf{T}^{(m)} \right)_{k,:} \otimes \dots \otimes \left( \mathbf{T}^{(d)} \right)_{k,:} \otimes \left( \mathbf{T}^{(1)} \right)_{k,:} \otimes \dots \otimes \left( \mathbf{T}^{(m-1)} \right)_{k,:},$$

with  $1 \leq m \leq d$ , we obtain

$$\tilde{\mathbf{T}}_{x_m, \dots, x_d, x_1, \dots, x_{m-1}} = \mathbf{T}_{x_1, \dots, x_{m-1}, x_m, \dots, x_d}.$$

In fact, any tensor can be represented by a linear combination of elementary tensors as in (1). However, the number of required rank-one tensors plays an important role. Although the canonical format can theoretically be used for low-parametric decompositions of high-dimensional tensors [22, 23, 24], it has a crucial drawback: Since canonical tensors with bounded rank  $r$  do not form a manifold, optimization problems can be ill-posed [25], with the result that the best approximation may not even exist. For more information about canonical tensors, we refer to [26].

We will use the canonical format for the derivation of the SLIM-decomposition. For the actual computations, however, we will rely on the TT-format. The TT-format, which was developed by Oseledets and Tyrtysnikov in 2009, see [13, 14], is a promising candidate for numerical computations due to its stability from an algorithmic point of view and reasonable computational costs.

**Definition 2.4.** A tensor  $\mathbf{T} \in \mathbb{R}^{n_1 \times \dots \times n_d}$  is said to be in the TT-format if

$$\mathbf{T} = \sum_{k_0=1}^{r_0} \dots \sum_{k_d=1}^{r_d} \left( \mathbf{T}^{(1)} \right)_{k_0, :, k_1} \otimes \dots \otimes \left( \mathbf{T}^{(d)} \right)_{k_{d-1}, :, k_d},$$

where the  $\mathbf{T}^{(i)} \in \mathbb{R}^{r_{i-1} \times n_i \times r_i}$ ,  $i = 1, \dots, d$ , are called TT-cores and the numbers  $r_i$  TT-ranks of the tensor. Here,  $r_0 = r_d = 1$ .

It is important to note that the TT-ranks determine the numerical complexity. The lower the ranks, the lower the memory consumption and the computational costs. However, high ranks might be required to represent the state of the network or the solution of a system of linear equations accurately. Nevertheless, it is advantageous to use the TT-format since the TT-ranks often exhibit a better behavior than the ranks of canonical decompositions, especially for increasing system sizes. In general, the TT-ranks are bounded by the canonical rank when expressing the same tensor in both formats, see [27].

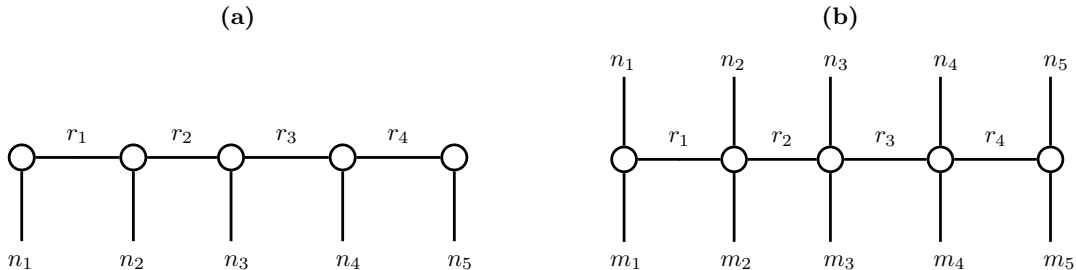
The SLIM-decomposition presented in this paper can also be applied to linear operators  $\mathbf{A}$  in the TT-format. We assume that these operators are generalizations of square matrices, i.e.  $\mathbf{A} \in \mathbb{R}^{(n_1 \times n_1) \times \dots \times (n_d \times n_d)}$ .

**Definition 2.5.** A linear operator  $\mathbf{A} \in \mathbb{R}^{(n_1 \times n_1) \times \dots \times (n_d \times n_d)}$  is said to be in the TT-format if

$$\mathbf{A} = \sum_{k_0=1}^{r_0} \dots \sum_{k_d=1}^{r_d} \left( \mathbf{A}^{(1)} \right)_{k_0, :, k_1} \otimes \dots \otimes \left( \mathbf{A}^{(d)} \right)_{k_{d-1}, :, k_d},$$

with TT-cores  $\mathbf{A}^{(i)} \in \mathbb{R}^{r_{i-1} \times n_i \times n_i \times r_i}$  for  $i = 1, \dots, d$ . Here, we require again that  $r_0 = r_d = 1$ .

Figure 1 shows a graphical representation of a tensor train  $\mathbf{T} \in \mathbb{R}^{n_1 \times \dots \times n_d}$  as well as a TT-operator  $\mathbf{A} \in \mathbb{R}^{(n_1 \times n_1) \times \dots \times (n_d \times n_d)}$ . A core is depicted as a circle with different arms indicating the modes of the tensor and the rank indices. Taking the boundary conditions into account, the rank indices with dimension 1 of the first and the last TT-core of  $\mathbf{T}$  are omitted and the cores are considered to be matrices. Analogously, the first and the last core of  $\mathbf{A}$  are interpreted as tensors of order 3.



**Figure 1:** Graphical representation of tensors: (a) Tensor of order 5 in the TT-format, the first and the last core are matrices, the other cores are tensors of order 3. (b) Linear operator of order 5 in the TT-format, the first and the last core are tensors of order 3, the other cores are tensors of order 4.

As for the canonical format, the storage consumption of tensors in the TT-format depends only linearly on the number of dimensions. For problems with a certain structure, one can indeed bound the ranks in order to achieve

a linear scaling, see e.g. [3]. One of the main advantages of the TT-format over the canonical format is its stability from an algorithmic point of view [18]. An important property of the TT-format is the ensured existence of a best approximation with bounded TT-ranks [18, 28]. With the aid of the TT-format, we are able to avoid the curse of dimensionality – provided the modes and ranks are reasonably small – and we can compute quasi-optimal approximations of high-dimensional tensors. Thus, in order to speed up calculations and to be able to solve even high-dimensional problems, low-rank TT-representations of linear operators are of utmost importance.

For the sake of comprehensibility, we represent the TT-cores as 2-dimensional arrays containing matrices as elements. For a given operator  $\mathbf{A} \in \mathbb{R}^{(n_1 \times n_1) \times \dots \times (n_d \times n_d)}$  with cores  $\mathbf{A}^{(i)} \in \mathbb{R}^{r_{i-1} \times n_i \times n_i \times r_i}$ ,  $i = 1, \dots, d$ , each core is written as

$$[\mathbf{A}^{(i)}] = \begin{bmatrix} \mathbf{A}_{1,::,1}^{(i)} & \cdots & \mathbf{A}_{1,::,r_i}^{(i)} \\ \vdots & \ddots & \vdots \\ \mathbf{A}_{r_{i-1},::,1}^{(i)} & \cdots & \mathbf{A}_{r_{i-1},::,r_i}^{(i)} \end{bmatrix}. \quad (2)$$

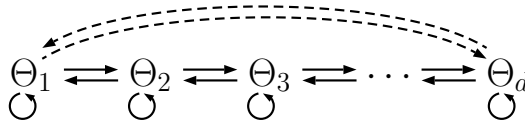
We then use the following notation for a tensor train  $\mathbf{A} \in \mathbb{R}^{(n_1 \times n_1) \times \dots \times (n_d \times n_d)}$ :

$$\begin{aligned} \mathbf{A} &= [\mathbf{A}^{(1)}] \otimes [\mathbf{A}^{(2)}] \otimes \dots \otimes [\mathbf{A}^{(d-1)}] \otimes [\mathbf{A}^{(d)}] \\ &= \begin{bmatrix} \mathbf{A}_{1,::,1}^{(1)} & \cdots & \mathbf{A}_{1,::,r_1}^{(1)} \end{bmatrix} \otimes \begin{bmatrix} \mathbf{A}_{1,::,1}^{(2)} & \cdots & \mathbf{A}_{1,::,r_2}^{(2)} \\ \vdots & \ddots & \vdots \\ \mathbf{A}_{r_1,::,1}^{(2)} & \cdots & \mathbf{A}_{r_1,::,r_2}^{(2)} \end{bmatrix} \otimes \dots \\ &\quad \cdots \otimes \begin{bmatrix} \mathbf{A}_{1,::,1}^{(d-1)} & \cdots & \mathbf{A}_{1,::,r_{d-1}}^{(d-1)} \\ \vdots & \ddots & \vdots \\ \mathbf{A}_{r_{d-2},::,1}^{(d-1)} & \cdots & \mathbf{A}_{r_{d-2},::,r_{d-1}}^{(d-1)} \end{bmatrix} \otimes \begin{bmatrix} \mathbf{A}_{1,::,1}^{(d)} \\ \vdots \\ \mathbf{A}_{r_{d-1},::,1}^{(d)} \end{bmatrix}. \end{aligned}$$

This operation can be regarded as a generalization of the standard matrix multiplication, where the cores contain matrices as elements instead of scalar values. Just like multiplying two matrices, we compute the tensor products of the corresponding elements and then sum over the columns and rows, respectively. Below, we will use this notation to derive a compact representation of the tensor operators pertaining to nearest neighbor interaction systems.

## 2.2 Nearest-Neighbor Interaction Systems

Following the terminology used for coupled cell systems, see e.g. [29], we describe a *nearest-neighbor interaction system* (NNIS) as a network of interacting systems – so-called cells. These cells can represent highly diverse physical or biological systems, e.g. coupled laser arrays [30],  $n$ -body dynamics [31], chemical reaction networks [32], or heterogeneous catalytic processes [3]. Given a finite number of cells  $\Theta_1, \dots, \Theta_d$  coupled in a chain or a ring, we only allow interactions/reactions  $R$  involving one cell  $\Theta_i$ ,  $i \in \{1, \dots, d\}$ , as well as reactions involving two adjacent cells  $\Theta_i$  and  $\Theta_{i+1}$ ,  $i \in \{1, \dots, d-1\}$ , and, if the system is cyclic,  $\Theta_d$  and  $\Theta_1$ . This coupling structure is shown in Figure 2.



**Figure 2:** Visualization of nearest-neighbor interaction networks. Elementary interactions/reactions involve only one cell or two cells, respectively. Interactions between the last and the first cell are optional, i.e. we consider cyclic and non-cyclic systems.

We assume that the state space is finite, i.e. each cell  $\Theta_i$  can have  $n_i$  different states, which are identified by the

set of natural numbers  $\{1, \dots, n_i\}$ . Thus, the state space  $\mathcal{S}$  is given by

$$\mathcal{S} = \{1, \dots, n_1\} \times \{1, \dots, n_2\} \times \dots \times \{1, \dots, n_d\}$$

and a state of the system by a vector  $X = (x_1, \dots, x_d)^T \in \mathcal{S}$ , with  $x_i \in \{1, \dots, n_i\}$  for  $i = 1, \dots, d$ . A tensor  $\mathbf{T} \in \mathbb{R}^{n_1 \times \dots \times n_d}$  based on nearest-neighbor interactions can be expressed elementwise as

$$\mathbf{T}_{x_1, \dots, x_d} = \sum_{i=1}^d (\mathbf{S}_i)_{x_i} + \sum_{i=1}^{d-1} (\mathbf{K}_{i,i+1})_{x_i, x_{i+1}} + (\mathbf{K}_{d,1})_{x_d, x_1}, \quad (3)$$

with vectors  $\mathbf{S}_i \in \mathbb{R}^{n_i}$  representing interactions on a single cell and matrices  $\mathbf{K}_{i,i+1} \in \mathbb{R}^{n_i \times n_{i+1}}$  representing interactions between the cells  $\Theta_i$  and  $\Theta_{i+1}$ . The last term in (3) is only required for cyclic NNISs, i.e. the matrix  $\mathbf{K}_{d,1}$  is only nonzero if there is at least one interaction between  $\Theta_d$  and  $\Theta_1$ . We will call an NNIS homogeneous if the cell types and the interactions do not depend on the cell number, i.e.  $\mathbf{S}_1 = \mathbf{S}_2 = \dots = \mathbf{S}_d$  and  $\mathbf{K}_{1,2} = \mathbf{K}_{2,3} = \dots = \mathbf{K}_{d-1,d} (= \mathbf{K}_{d,1})$ , otherwise the system is called heterogeneous.

Analogously, a linear operator  $\mathbf{A} \in \mathbb{R}^{(n_1 \times n_1) \times \dots \times (n_d \times n_d)}$  corresponding to an NNIS can be expressed elementwise as

$$\mathbf{A}_{x_1, y_1, \dots, x_d, y_d} = \sum_{i=1}^d (\mathbf{S}_i)_{x_i, y_i} + \sum_{i=1}^{d-1} (\mathbf{K}_{i,i+1})_{x_i, y_i, x_{i+1}, y_{i+1}} + (\mathbf{K}_{d,1})_{x_d, y_d, x_1, y_1}. \quad (4)$$

In this case, the components  $\mathbf{S}_i$  are matrices and  $\mathbf{K}_{i,i+1}$  are tensors of order 4. Simple examples for tensors of this form are Ising models and linearly coupled oscillators, see Section 3. Also more complex operators describing Markovian master equations can have the form (4). Examples for these generators can be found in Section 4.

**Remark 2.6.** Alternatively, the representation (3) may be given by

$$\mathbf{T}_{x_1, \dots, x_d} = \sum_{i=1}^d (\mathbf{S}_i)_{x_i} + \sum_{i=1}^{d-1} \sum_{\mu=1}^{\beta_i} (L_{i,\mu} \otimes M_{i+1,\mu})_{x_i, x_{i+1}} + (L_{d,\mu} \otimes M_{1,\mu})_{x_d, x_1}, \quad (5)$$

In order to obtain this representation, we only have to apply a QR-factorization or a singular value decomposition to the matrices  $\mathbf{K}_{i,i+1}$  which would yield

$$\mathbf{K}_{i,i+1} = \sum_{\mu=1}^{\beta_i} L_{i,\mu} \otimes M_{i+1,\mu},$$

with vectors  $L_{i,\mu} \in \mathbb{R}^{n_i}$ ,  $M_{i+1,\mu} \in \mathbb{R}^{n_{i+1}}$ , and  $\beta_i$  being the rank of the matrix  $\mathbf{K}_{i,i+1}$ . The same argumentation can be used for linear operators (4) in the TT-format, as we will show below.

### 3 General SLIM-Decomposition

In this paper, we are particularly interested in master equations corresponding to NNISs, i.e. computing the probability distribution of all states of a system over time. However, the SLIM-decomposition derived here may be applied in a more general way.

#### 3.1 Derivation

Let us consider tensor trains in general. An NNIS can be seen as a tensor that has a canonical representation only consisting of elementary tensors, where at most two (adjacent) components are unequal to a vector of ones or to the identity matrix, respectively. That is, we assume that the canonical decomposition of a tensor  $\mathbf{T} \in \mathbb{R}^{n_1 \times \dots \times n_d}$  is given by

$$\begin{aligned} \mathbf{T} &= \mathbf{S}_1 \otimes \mathbf{1}_2 \otimes \dots \otimes \mathbf{1}_d + \dots + \mathbf{1}_1 \otimes \dots \otimes \mathbf{1}_{d-1} \otimes \mathbf{S}_d \\ &+ \sum_{\mu=1}^{\beta_1} L_{1,\mu} \otimes M_{2,\mu} \otimes \mathbf{1}_3 \otimes \dots \otimes \mathbf{1}_d + \dots + \sum_{\mu=1}^{\beta_{d-1}} \mathbf{1}_1 \otimes \dots \otimes \mathbf{1}_{d-2} \otimes L_{d-1,\mu} \otimes M_{d,\mu} \\ &+ \sum_{\mu=1}^{\beta_d} M_{1,\mu} \otimes \mathbf{1}_2 \otimes \dots \otimes \mathbf{1}_{d-1} \otimes L_{d,\mu}, \end{aligned} \quad (6)$$

with  $\mathbf{1}_i = (1, \dots, 1)^T \in \mathbb{R}^{n_i}$ . The last line of (6) is only required if the system is cyclic. The components  $\mathbf{S}_i$ ,  $L_{i,\mu}$ , and  $M_{i,\mu}$  are vectors in  $\mathbb{R}^{n_i}$ . If we consider a linear operator  $\mathbf{A}^{(n_1 \times n_1) \times \dots \times (n_d \times n_d)}$ , its canonical decomposition is given by

$$\begin{aligned} \mathbf{A} = & \mathbf{S}_1 \otimes I_2 \otimes \dots \otimes I_d + \dots + I_1 \otimes \dots \otimes I_{d-1} \otimes \mathbf{S}_d \\ & + \sum_{\mu=1}^{\beta_1} L_{1,\mu} \otimes M_{2,\mu} \otimes I_3 \otimes \dots \otimes I_d + \dots + \sum_{\mu=1}^{\beta_{d-1}} I_1 \otimes \dots \otimes I_{d-2} \otimes L_{d-1,\mu} \otimes M_{d,\mu} \\ & + \sum_{\mu=1}^{\beta_d} M_{1,\mu} \otimes I_2 \otimes \dots \otimes I_{d-1} \otimes L_{d,\mu}, \end{aligned} \quad (7)$$

with identity matrices  $I_i \in \mathbb{R}^{n_i \times n_i}$ . In this case, the components  $\mathbf{S}_i$ ,  $L_{i,\mu}$ , and  $M_{i,\mu}$  are matrices in  $\mathbb{R}^{n_i \times n_i}$ . Again, the last line is only required for cyclic systems. Since the derivations of the SLIM-decomposition for (6) and (7) are almost identical, we will describe only the operator representation from now on. We gather all matrices  $L_{i,\mu}$  and  $M_{i+1,\mu}$  in the TT-cores  $\mathbf{L}_i$  and  $\mathbf{M}_{i+1}$ , respectively. The cores are then defined as

$$\begin{aligned} [\mathbf{L}_i] &= [L_{i,1} \quad \dots \quad L_{i,\beta_i}] \in \mathbb{R}^{1 \times n_i \times n_i \times \beta_i}, \\ [\mathbf{M}_{i+1}] &= [M_{i+1,1} \quad \dots \quad M_{i+1,\beta_i}]^\dagger \in \mathbb{R}^{\beta_i \times n_{i+1} \times n_{i+1} \times 1}, \end{aligned}$$

for  $i = 1, \dots, d-1$ , and

$$\begin{aligned} [\mathbf{L}_d] &= [L_{d,1} \quad \dots \quad L_{d,\beta_d}]^\dagger \in \mathbb{R}^{\beta_d \times n_d \times n_d \times 1}, \\ [\mathbf{M}_1] &= [M_{1,1} \quad \dots \quad M_{1,\beta_d}] \in \mathbb{R}^{1 \times n_1 \times n_1 \times \beta_d}, \end{aligned}$$

where we utilize the core-notation from (2) and the definition of rank-transposed TT-cores given in Appendix A. With the aid of the TT-format, it is often possible to derive more compact representations of tensors than in the canonical format. When different rank-one tensors of a canonical representation share a number of identical cores, these elementary tensors may be expressed as one compact tensor train. Thus, the whole operator can be written in a shorter form as

$$\begin{aligned} \mathbf{A} = & \mathbf{S}_1 \otimes I_2 \otimes \dots \otimes I_d + \dots + I_1 \otimes \dots \otimes I_{d-1} \otimes \mathbf{S}_d \\ & + [\mathbf{L}_1] \otimes [\mathbf{M}_2] \otimes I_3 \otimes \dots \otimes I_d + \dots + I_1 \otimes \dots \otimes I_{d-2} \otimes [\mathbf{L}_{d-1}] \otimes [\mathbf{M}_d] \\ & + [\mathbf{M}_1] \otimes [\mathbf{J}_2] \otimes \dots \otimes [\mathbf{J}_{d-1}] \otimes [\mathbf{L}_d], \end{aligned} \quad (8)$$

where  $\mathbf{J}_i \in \mathbb{R}^{\beta_d \times n_i \times n_i \times \beta_d}$  is a TT-core with

$$[\mathbf{J}_i] = \begin{bmatrix} I_i & & 0 \\ & \ddots & \\ 0 & & I_i \end{bmatrix}.$$

Note that  $\mathbf{J}_i$  is not a block matrix but the compact representation of a tensor. As before, the last line of (8) is only required for cyclic systems. Finally, we gather the TT-cores  $\mathbf{S}_i$ ,  $\mathbf{L}_i$ , and  $\mathbf{M}_i$  in corresponding supercores and express the linear operator  $\mathbf{A}$  in the TT-format in a condensed form, namely as a SLIM-decomposition given by

$$\mathbf{A} = [\mathbf{S}_1 \quad \mathbf{L}_1 \quad \mathbf{I}_1 \quad \mathbf{M}_1] \otimes \begin{bmatrix} \mathbf{I}_2 & 0 & 0 & 0 \\ \mathbf{M}_2 & 0 & 0 & 0 \\ \mathbf{S}_2 & \mathbf{L}_2 & \mathbf{I}_2 & 0 \\ 0 & 0 & 0 & \mathbf{J}_2 \end{bmatrix} \otimes \dots \otimes \begin{bmatrix} \mathbf{I}_{d-1} & 0 & 0 & 0 \\ \mathbf{M}_{d-1} & 0 & 0 & 0 \\ \mathbf{S}_{d-1} & \mathbf{L}_{d-1} & \mathbf{I}_{d-1} & 0 \\ 0 & 0 & 0 & \mathbf{J}_{d-1} \end{bmatrix} \otimes \begin{bmatrix} \mathbf{I}_d \\ \mathbf{M}_d \\ \mathbf{S}_d \\ \mathbf{L}_d \end{bmatrix}, \quad (9)$$

where  $\mathbf{I}_i = I_i \in \mathbb{R}^{n_i \times n_i}$ . The above equation holds for all heterogeneous, cyclic systems. A proof can be found in Appendix B. The first core of (9) also explains the origin of the name *SLIM-decomposition*. The TT-ranks of the decomposition are given by

$$r_i = 2 + \beta_i + \beta_d,$$

for  $i = 1, \dots, d-1$ . Furthermore,  $r_0 = r_d = 1$ . For the homogeneous case, where all  $\beta_i$  are equal, the TT-ranks are therefore bounded which leads to a linear growth of the storage consumption with increasing dimensionality. Even

considering heterogeneous systems, we can obtain a linear scaling if the ranks  $\beta_i$  and dimensions  $n_i$  are bounded. To reduce the storage consumption, the different TT-cores can be stored as sparse arrays. An estimate of the storage consumption is given in Appendix B. For homogeneous systems, the decomposition can be simplified to

$$\mathbf{A} = [\mathbf{S} \quad \mathbf{L} \quad \mathbf{I} \quad \mathbf{M}] \otimes \begin{bmatrix} \mathbf{I} & 0 & 0 & 0 \\ \mathbf{M} & 0 & 0 & 0 \\ \mathbf{S} & \mathbf{L} & \mathbf{I} & 0 \\ 0 & 0 & 0 & \mathbf{J} \end{bmatrix} \otimes \cdots \otimes \begin{bmatrix} \mathbf{I} & 0 & 0 & 0 \\ \mathbf{M} & 0 & 0 & 0 \\ \mathbf{S} & \mathbf{L} & \mathbf{I} & 0 \\ 0 & 0 & 0 & \mathbf{J} \end{bmatrix} \otimes \begin{bmatrix} \mathbf{I} \\ \mathbf{M} \\ \mathbf{S} \\ \mathbf{L} \end{bmatrix}. \quad (10)$$

A beneficial property of the SLIM-decomposition of homogeneous systems is the arbitrary scaling of the interaction system, i.e. decreasing or increasing the number of cells corresponds to removing or inserting a TT-core. Only the first and the last core in (10) have to be fixed. The number of cores in between can differ, but must be greater than 0 (since cyclic systems have at least 3 cells, two linked cells are represented by (11)).

If we consider a non-cyclic system, either homogeneous or heterogeneous, interactions between the last and the first cell are omitted. In particular, the SLIM-decomposition for non-cyclic, heterogeneous systems is given by

$$\mathbf{A} = [\mathbf{S}_1 \quad \mathbf{L}_1 \quad \mathbf{I}_1] \otimes \begin{bmatrix} \mathbf{I}_2 & 0 & 0 \\ \mathbf{M}_2 & 0 & 0 \\ \mathbf{S}_2 & \mathbf{L}_2 & \mathbf{I}_2 \end{bmatrix} \otimes \cdots \otimes \begin{bmatrix} \mathbf{I}_{d-1} & 0 & 0 \\ \mathbf{M}_{d-1} & 0 & 0 \\ \mathbf{S}_{d-1} & \mathbf{L}_{d-1} & \mathbf{I}_{d-1} \end{bmatrix} \otimes \begin{bmatrix} \mathbf{I}_d \\ \mathbf{M}_d \\ \mathbf{S}_d \end{bmatrix}. \quad (11)$$

## 3.2 Examples

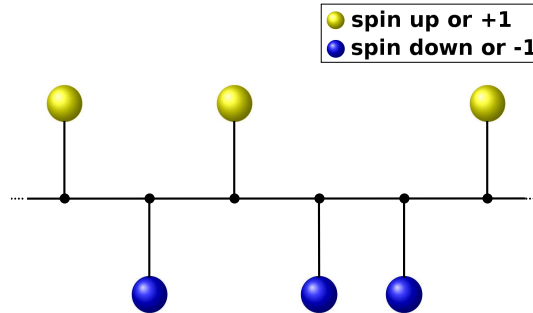
### 3.2.1 Ising Model

The first example is taken from the field of statistical mechanics. Ising models were proposed by Wilhelm Lenz [33] and first studied in detail by Ernst Ising [34]. Consisting of  $d$  cells that represent magnetic dipole moments of atomic spins, Ising models describe ferromagnetic effects in solids. The spin corresponding to each cell can be in two states,  $+1$  or  $-1$ . Usually the cells are arranged in an  $d$ -dimensional lattice where only adjacent cells interact. Ising models are of particular interest since they can be solved exactly.

Interactions are either between two adjacent cells or on one cell. Let  $x_i = \pm 1$  be the state of cell  $\Theta_i$ . The spin configuration of the whole system is then given by  $X = (x_1, \dots, x_d)^T$ . Furthermore, we denote by  $\mathcal{N}$  the set of all pairs of indices corresponding to nearest neighbors, i.e.  $(i, j) \in \mathcal{N}$  if  $\Theta_i$  and  $\Theta_j$  are adjacent cells. We consider the Hamiltonian function  $H$  with

$$H(X) = - \sum_{(i,j) \in \mathcal{N}} J_{ij} x_i x_j - \mu \sum_{i=1}^d h_i x_i.$$

The equation above represents the energy of the spin configuration  $X$ . The interaction strength between two adjacent cells  $\Theta_i$  and  $\Theta_j$  is denoted by  $J_{ij}$ ,  $\mu$  and  $h_i$  represent the magnetic moment and an external magnetic field, respectively.



**Figure 3:** Pictorial representation of the Ising model.

Here, we focus on the one-dimensional Ising model (see Figure 3), which is represented by a cyclic, homogeneous NNIS, i.e. we consider  $d$  cells  $\Theta_1, \dots, \Theta_d$  arranged in a ring. It is common to simplify the Ising model by assuming

the same interaction strength between all nearest neighbors, i.e.  $J_{ij} = J$  for all  $(i, j) \in \mathcal{N}$ , and a constant external magnetic field, i.e.  $h_i = h$  for  $i = 1, \dots, d$ . The Hamiltonian of the one-dimensional Ising model then becomes

$$H(X) = - \sum_{i=1}^d J x_i x_{i+1} - \mu \sum_{i=1}^d h x_i,$$

with  $x_{d+1} = x_1$ . Now, we consider the Hamiltonian function as a tensor  $\mathbf{H} \in \mathbb{R}^{2 \times \dots \times 2}$ . That is, all indices can take the value 1 and 2, respectively, with

$$\mathbf{H}_{y_1, \dots, y_d} = H(x_1, \dots, x_d),$$

where

$$x_i = \begin{cases} +1, & \text{if } y_i = 1, \\ -1, & \text{if } y_i = 2. \end{cases}$$

Using the canonical format, we can express the tensor  $\mathbf{H}$  as

$$\begin{aligned} \mathbf{H} = & -\mu h \cdot \begin{pmatrix} +1 \\ -1 \end{pmatrix} \otimes \begin{pmatrix} 1 \\ 1 \end{pmatrix} \otimes \dots \otimes \begin{pmatrix} 1 \\ 1 \end{pmatrix} - \dots - \mu h \cdot \begin{pmatrix} 1 \\ 1 \end{pmatrix} \otimes \dots \otimes \begin{pmatrix} 1 \\ 1 \end{pmatrix} \otimes \begin{pmatrix} +1 \\ -1 \end{pmatrix} \\ & - J \cdot \begin{pmatrix} +1 \\ -1 \end{pmatrix} \otimes \begin{pmatrix} +1 \\ -1 \end{pmatrix} \otimes \begin{pmatrix} 1 \\ 1 \end{pmatrix} \otimes \dots \otimes \begin{pmatrix} 1 \\ 1 \end{pmatrix} - \dots - J \cdot \begin{pmatrix} 1 \\ 1 \end{pmatrix} \otimes \dots \otimes \begin{pmatrix} 1 \\ 1 \end{pmatrix} \otimes \begin{pmatrix} +1 \\ -1 \end{pmatrix} \otimes \begin{pmatrix} +1 \\ -1 \end{pmatrix} \\ & - J \cdot \begin{pmatrix} +1 \\ -1 \end{pmatrix} \otimes \begin{pmatrix} 1 \\ 1 \end{pmatrix} \otimes \dots \otimes \begin{pmatrix} 1 \\ 1 \end{pmatrix} \otimes \begin{pmatrix} +1 \\ -1 \end{pmatrix}. \end{aligned}$$

By defining  $\mathbf{S} = -\mu h \cdot (+1, -1)^T$ ,  $\mathbf{L} = -J \cdot (+1, -1)^T$ ,  $\mathbf{I} = (1, 1)^T$ , and  $\mathbf{M} = (+1, -1)^T$ , we can express  $\mathbf{H}$  as a SLIM-decomposition similar to (10):

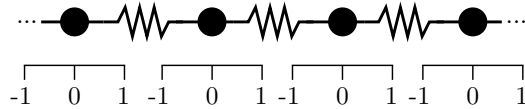
$$\mathbf{H} = [\mathbf{S} \quad \mathbf{L} \quad \mathbf{I} \quad \mathbf{M}] \otimes \begin{bmatrix} \mathbf{I} & 0 & 0 & 0 \\ \mathbf{M} & 0 & 0 & 0 \\ \mathbf{S} & \mathbf{L} & \mathbf{I} & 0 \\ 0 & 0 & 0 & \mathbf{J} \end{bmatrix} \otimes \dots \otimes \begin{bmatrix} \mathbf{I} & 0 & 0 & 0 \\ \mathbf{M} & 0 & 0 & 0 \\ \mathbf{S} & \mathbf{L} & \mathbf{I} & 0 \\ 0 & 0 & 0 & \mathbf{J} \end{bmatrix} \otimes \begin{bmatrix} \mathbf{I} \\ \mathbf{M} \\ \mathbf{S} \\ \mathbf{L} \end{bmatrix}.$$

### 3.2.2 Linearly Coupled Oscillator

The second example for a general application of the SLIM-decomposition is a quantum system consisting of a one-dimensional chain of  $d$  identical harmonic oscillators coupled by springs, see e.g. [35, 36]. Figure 4 shows an illustration of this quantum system. Assuming periodic boundary conditions, the Hamiltonian operator of the system is given by

$$\hat{H} = \sum_{i=1}^d \left( \frac{1}{2m} \hat{p}_i^2 + \frac{m\omega^2}{2} \hat{x}_i^2 + \frac{cm}{2} (\hat{x}_i - \hat{x}_{i+1})^2 \right), \quad (12)$$

where  $m$  is the mass of each oscillator,  $\omega$  its natural frequency, and  $c$  the coupling strength.



**Figure 4:** Visualization of linearly coupled oscillators, where all masses are in equilibrium position. Displacements  $x_i$  are between  $-1$  and  $1$ .

The displacement of the  $i$ -th mass point with respect to its equilibrium position is measured by the position operator  $\hat{x}_i$ , while  $\hat{p}_i$  represents the momentum operator of the  $i$ -th mass point. Applied to a wave function  $\psi_i$  at position  $x_i$  of the  $i$ -th oscillator, these operators can be expressed as

$$\hat{p}_i \psi_i(x_i) = -i\hbar \frac{\partial}{\partial x} \psi_i(x_i) \quad \text{and} \quad \hat{x}_i \psi_i(x_i) = x_i \cdot \psi_i(x_i),$$



where  $i$  denotes the imaginary unit. Using the finite difference method with mesh width  $h = 1/m$ ,  $m \in \mathbb{N}$ , we obtain

$$\hat{p}_i^2 \psi_i(x_i) \approx -\hbar^2 \frac{\psi_i(x_i - h) - 2\psi_i(x_i) + \psi_i(x_i + h)}{h^2}. \quad (13)$$

Defining the discrete displacements  $x_{i,k} = k \cdot h$  for  $k = -m, \dots, 0, \dots, m$  and  $\psi_{i,k}$  representing the numerical approximation of  $\psi_i(x_{i,k})$ , this yields

$$\left(\frac{\hbar}{h}\right)^2 \begin{pmatrix} 2 & -1 & & \\ -1 & 2 & \ddots & \\ & \ddots & \ddots & -1 \\ & & -1 & 2 \end{pmatrix} \begin{pmatrix} \psi_{i,-m} \\ \vdots \\ \psi_{i,m} \end{pmatrix}. \quad (14)$$

Discretizing  $\hat{x}_i$ , we obtain

$$\begin{pmatrix} x_{i,-m} & & \\ & \ddots & \\ & & x_{i,m} \end{pmatrix} \begin{pmatrix} \psi_{i,-m} \\ \vdots \\ \psi_{i,m} \end{pmatrix}. \quad (15)$$

Since the momentum and position operators  $\hat{p}_i$  and  $\hat{x}_i$  act only on the wave function corresponding to the cell/oscillator  $\Theta_i$ , we can express these operators as rank-one tensors containing the matrices from (14) and (15), respectively, as a component. Representing the discretization of the position and momentum operators as tensor decompositions  $\hat{\mathbf{p}}_i$  and  $\hat{\mathbf{x}}_i$ , we can write

$$\begin{aligned} \hat{\mathbf{p}}_i^2 &= \left(\frac{\hbar}{h}\right)^2 \cdot I \otimes \dots \otimes I \otimes \underbrace{\begin{pmatrix} 2 & -1 & & \\ -1 & 2 & \ddots & \\ & \ddots & \ddots & -1 \\ & & -1 & 2 \end{pmatrix}}_{i\text{-th component}} \otimes I \otimes \dots \otimes I, \\ \hat{\mathbf{x}}_i^2 &= I \otimes \dots \otimes I \otimes \underbrace{\begin{pmatrix} x_{i,-m}^2 & & \\ & \ddots & \\ & & x_{i,m}^2 \end{pmatrix}}_{i\text{-th component}} \otimes I \otimes \dots \otimes I. \end{aligned}$$

The rules for tensor multiplication then imply that we can write  $(\hat{\mathbf{x}}_i - \hat{\mathbf{x}}_{i+1})^2$ , compare (12), as

$$(\hat{\mathbf{x}}_i - \hat{\mathbf{x}}_{i+1})^2 = \hat{\mathbf{x}}_i^2 - 2 \cdot I \otimes \dots \otimes I \otimes \underbrace{\begin{pmatrix} x_{-m} & & \\ & \ddots & \\ & & x_m \end{pmatrix}}_{i\text{-th component}} \otimes \underbrace{\begin{pmatrix} x_{-m} & & \\ & \ddots & \\ & & x_m \end{pmatrix}}_{(i+1)\text{-th component}} \otimes I \otimes \dots \otimes I + \hat{\mathbf{x}}_{i+1}^2.$$

Finally, by defining

$$\begin{aligned} \mathbf{S} &= \frac{\hbar^2}{2mh^2} \begin{pmatrix} 2 & -1 & & \\ -1 & 2 & \ddots & \\ & \ddots & \ddots & -1 \\ & & -1 & 2 \end{pmatrix} + \frac{m\omega^2}{2} \begin{pmatrix} x_{-m}^2 & & \\ & \ddots & \\ & & x_m^2 \end{pmatrix} + cm \begin{pmatrix} x_{-m}^2 & & \\ & \ddots & \\ & & x_m^2 \end{pmatrix}, \\ \mathbf{L} &= -cm \begin{pmatrix} x_{-m} & & \\ & \ddots & \\ & & x_m \end{pmatrix}, \quad \mathbf{M} = \begin{pmatrix} x_{-m} & & \\ & \ddots & \\ & & x_m \end{pmatrix}, \end{aligned}$$

we can give the SLIM-decomposition of the discretized Hamiltonian  $\hat{\mathbf{H}}$  as

$$\hat{\mathbf{H}} = [\mathbf{S} \quad \mathbf{L} \quad \mathbf{I} \quad \mathbf{M}] \otimes \begin{bmatrix} \mathbf{I} & 0 & 0 & 0 \\ \mathbf{M} & 0 & 0 & 0 \\ \mathbf{S} & \mathbf{L} & \mathbf{I} & 0 \\ 0 & 0 & 0 & \mathbf{J} \end{bmatrix} \otimes \cdots \otimes \begin{bmatrix} \mathbf{I} & 0 & 0 & 0 \\ \mathbf{M} & 0 & 0 & 0 \\ \mathbf{S} & \mathbf{L} & \mathbf{I} & 0 \\ 0 & 0 & 0 & \mathbf{J} \end{bmatrix} \otimes \begin{bmatrix} \mathbf{I} \\ \mathbf{M} \\ \mathbf{S} \\ \mathbf{L} \end{bmatrix}.$$

## 4 SLIM-Decomposition for Markov Generators

In this section, we will consider tensor representations of Markovian master equations and illustrate the results using a simple guiding example. Consider a continuous-time Markov jump process on the state space  $\mathcal{S}$ . Let  $P(X, t)$  be the probability that the system is in state  $X$  at time  $t$  under the condition that it was in state  $X_0$  at time  $t_0$ . For the sake of simplicity, the dependence on the initial state is omitted. The probability distribution  $P(X, t)$  then obeys a *Markovian Master Equation* (MME) [37], given by

$$\frac{\partial}{\partial t} P(X, t) = \sum_Y W(X|Y) P(Y, t) - \sum_Y W(Y|X) P(X, t),$$

where  $W(Y|X)$  is the transition rate to go from state  $X$  to state  $Y$  by an elementary reaction as described above. Note that  $W(Y|X)$  is only nonzero if  $X$  and  $Y$  are elements of the state space  $\mathcal{S}$  and there is an elementary reaction  $R_\mu$  involving both states. If we denote the net changes in the state vector  $X$  caused by a single firing of  $R_\mu$  by the vector  $\xi_\mu \in \mathbb{Z}^d$ , the *reaction propensity*  $a_\mu$  is given by

$$a_\mu(X) = W(X + \xi_\mu | X),$$

which is only nonzero if  $X$  satisfies the requirements that  $R_\mu$  may fire. Thus, summing over all  $\mathcal{M}$  allowed reactions  $R_1, \dots, R_{\mathcal{M}}$ , we obtain

$$\frac{\partial}{\partial t} P(X, t) = \sum_{\mu=1}^{\mathcal{M}} a_\mu(X - \xi_\mu) P(X - \xi_\mu, t) - a_\mu(X) P(X, t). \quad (16)$$

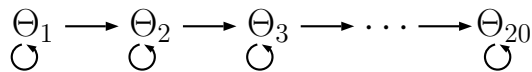
We assume that all reaction events are local, i.e. an event will only change the configuration in the vicinity of a particular cell. Thus, the number of elementary reactions we have to consider is bounded and the number  $\mathcal{M}$  will be very small compared to the size of the state space.

Equation (16) has the same structure as a so-called *Chemical Master Equation* [38], a special type of an MME which describes the time-evolution of a chemical system. However, in our case, the state space does not represent numbers of different molecules, instead it denotes the more general configuration of the cells. Due to the summation in (16), we consider exactly all possible states from which  $X$  can be reached and all states that can be reached from  $X$  by a single firing of one of the elementary reactions  $R_\mu$ .

From now on, we consider a Markovian master equation defined on an NNIS. The elementary reactions occurring in such systems are of the form

$$\begin{aligned} \text{(i)} \quad & R_\mu : x_i \rightarrow y_i, \\ \text{(ii)} \quad & R_\mu : x_i, x_{i+1} \rightarrow y_i, y_{i+1}, \quad \text{and} \\ \text{(iii)} \quad & R_\mu : x_d, x_1 \rightarrow y_d, y_1, \end{aligned} \quad (17)$$

respectively, with  $x_i, y_i \in \{1, \dots, n_i\}$  for  $i = 1, \dots, d$ . That is, each reaction only changes the state of one cell or of two adjacent cells. We will call these types *single-cell reactions* (SCR) and *two-cell reactions* (TCR). TCRs of the form (iii) only occur in cyclic systems.



**Figure 5:** Visualization of the signal cascade model. Elementary reactions on one cell are creation and destruction reactions. Elementary reactions proceed only in one direction and represent the creation of one protein depending on the number of the preceding proteins.

**Example 4.1.** As a simple example of an NNIS, we consider a cascading process on a genetic network consisting of 20 genes, see [20, 39, 40]. Here, the cells represent adjacent genes producing proteins that affect the expression of subsequent genes. The state of a cell describes the number of such proteins. In Figure 5, the structure of this system is shown. The reactions and reaction propensities are:

*Creation of the first protein corresponding to  $\Theta_1$ :*

$$R_1 : x_1 \rightarrow x_1 + 1, \quad a_1(X) = 0.7.$$

*Creation of a protein corresponding to  $\Theta_i$ ,  $2 \leq i \leq d$ :*

$$R_i : x_{i-1}, x_i \rightarrow x_{i-1}, x_i + 1, \quad a_i(X) = \frac{x_{i-1}}{5 + x_{i-1}}.$$

*Destruction of a protein corresponding to  $\Theta_i$ ,  $1 \leq i \leq d$ :*

$$R_{i+d} : x_i \rightarrow x_i - 1, \quad a_{i+d}(X) = 0.07 x_i.$$

If we start with an initial state where all numbers of proteins are 0, the value of the probability density function for any  $x_i \geq 63$  is below machine precision for all times  $t \geq 0$ , see [20]. Thus, we can consider a finite state space

$$\mathcal{S} = \{0, \dots, 63\} \times \dots \times \{0, \dots, 63\}.$$

We map this state space to  $\mathcal{S}' = \{1, \dots, 64\} \times \dots \times \{1, \dots, 64\}$  since we identify the states of each cell by a set of natural numbers as mentioned above. In this way, we prevent conflicts with the later introduced tensor indexing notation. The model is non-cyclic and heterogeneous since the first creation reaction differs from the other creation reactions. An exact TT-decomposition of the corresponding MME operator of this system can be found in [20]. That decomposition, however, differs from the more general SLIM-decomposition as we will show in the following sections.  $\triangle$

## 4.1 Tensor Representation of the Markovian Master Equation

Let  $\mathcal{M}$  be the number of all elementary reactions involving one or two cells. We identify each propensity function  $a_\mu : \mathcal{S} \rightarrow \mathbb{R}$  with a tensor  $\mathbf{a}_\mu \in \mathbb{R}^{n_1 \times \dots \times n_d}$ , i.e. for a state  $X = (x_1, \dots, x_d)^T \in \mathcal{S}$ , we define

$$(\mathbf{a}_\mu)_{x_1, \dots, x_d} = a_\mu(X),$$

for  $\mu = 1, \dots, \mathcal{M}$ . These propensity tensors can then be expressed in the canonical format as

$$\mathbf{a}_\mu = \sum_{k=1}^{r_\mu} \left( \mathbf{a}_\mu^{(1)} \right)_{k,:} \otimes \dots \otimes \left( \mathbf{a}_\mu^{(d)} \right)_{k,:},$$

with cores  $\mathbf{a}_\mu^{(i)} \in \mathbb{R}^{r_\mu \times n_i}$ . Here, we only rely on the fact that  $\mathbf{a}_\mu$  can be expressed as a canonical tensor without taking the rank  $r_\mu$  into account. Furthermore, we describe the probabilities  $P(X, t)$  by a tensor  $\mathbf{P}(t) \in \mathbb{R}^{n_1 \times \dots \times n_d}$ , with

$$(\mathbf{P}(t))_{x_1, \dots, x_d} = P(X, t).$$

**Definition 4.2.** Let  $G_i(k) \in \mathbb{R}^{n_i \times n_i}$  denote the shift matrix given by  $(G_i(k))_{x,y} := \delta_{y-x,k}$ , where  $\delta_{y-x,k}$  represents the Kronecker delta<sup>1</sup>. Then the multidimensional shift operators  $\mathbf{G}_\mu$  and  $\mathbf{G}_0$  are defined as

$$\mathbf{G}_\mu = G_1(-\xi_\mu(1)) \otimes \dots \otimes G_d(-\xi_\mu(d))$$

and

$$\mathbf{G}_0 = G_1(0) \otimes \dots \otimes G_d(0) =: \mathbf{I}.$$

---

<sup>1</sup>Note that  $G_i(0)$  is then simply the identity matrix in  $\mathbb{R}^{n_i \times n_i}$ .

With the aid of this definition, we can now reformulate (16) in a more compact way as

$$\frac{\partial}{\partial t} \mathbf{P}(t) = \left( \sum_{\mu=1}^{\mathcal{M}} (\mathbf{G}_{\mu} - \mathbf{I}) \cdot \text{diag}(\mathbf{a}_{\mu}) \right) \cdot \mathbf{P}(t), \quad (18)$$

where we define  $\text{diag}(\mathbf{a}_{\mu})$  to be the tensor product of matrices containing the entries of  $(\mathbf{a}_{\mu}^{(1)})_{k,:}, \dots, (\mathbf{a}_{\mu}^{(d)})_{k,:}$  as diagonals, i.e.

$$\text{diag}(\mathbf{a}_{\mu}) = \sum_{k=1}^{r_{\mu}} \text{diag} \left( (\mathbf{a}_{\mu}^{(1)})_{k,:} \right) \otimes \dots \otimes \text{diag} \left( (\mathbf{a}_{\mu}^{(d)})_{k,:} \right),$$

for  $\mu = 1, \dots, \mathcal{M}$ . A proof that this notation is equivalent to the master equation given in (16) can be found in Appendix A as well as in [3]. In what follows, let

$$\mathbf{A} = \sum_{\mu=1}^{\mathcal{M}} (\mathbf{G}_{\mu} - \mathbf{I}) \cdot \text{diag}(\mathbf{a}_{\mu}), \quad (19)$$

so that (18) can be written as  $\frac{\partial}{\partial t} \mathbf{P}(t) = \mathbf{A} \cdot \mathbf{P}(t)$ . The aim is then to solve the tensor-based MME numerically using implicit integration schemes. The resulting systems of linear equations can be solved, for instance, with ALS [41].

**Example 4.3.** Let us consider our guiding example defined above and illustrate what the reaction propensities, the vectors of net changes, and the shift operators look like in this case. For this purpose, we split the reactions into creation and destruction operations, i.e. the reaction  $R_{\mu}$ ,  $\mu = 1, \dots, d$ , represents the creation of the protein corresponding to cell  $\Theta_{\mu}$  and for  $\mu = d+1, \dots, 2d$ , we consider the destruction of the proteins, see Example 4.1. Written as rank-one tensors, the reaction propensities have the following form:

$$\begin{aligned} \mathbf{a}_1 &= 0.7 \cdot \begin{pmatrix} 1 \\ \vdots \\ 1 \end{pmatrix} \otimes \dots \otimes \begin{pmatrix} 1 \\ \vdots \\ 1 \end{pmatrix}, & \mathbf{a}_{d+1} &= \begin{pmatrix} 0.07 \cdot 0 \\ \vdots \\ 0.07 \cdot 63 \end{pmatrix} \otimes \begin{pmatrix} 1 \\ \vdots \\ 1 \end{pmatrix} \otimes \dots \otimes \begin{pmatrix} 1 \\ \vdots \\ 1 \end{pmatrix}, \\ \mathbf{a}_2 &= \begin{pmatrix} \frac{0}{5+0} \\ \vdots \\ \frac{63}{5+63} \end{pmatrix} \otimes \begin{pmatrix} 1 \\ \vdots \\ 1 \end{pmatrix} \otimes \dots \otimes \begin{pmatrix} 1 \\ \vdots \\ 1 \end{pmatrix}, & \mathbf{a}_{d+2} &= \begin{pmatrix} 1 \\ \vdots \\ 1 \end{pmatrix} \otimes \begin{pmatrix} 0.07 \cdot 0 \\ \vdots \\ 0.07 \cdot 63 \end{pmatrix} \otimes \begin{pmatrix} 1 \\ \vdots \\ 1 \end{pmatrix} \otimes \dots \otimes \begin{pmatrix} 1 \\ \vdots \\ 1 \end{pmatrix}, \\ \vdots & & \vdots & \\ \mathbf{a}_d &= \begin{pmatrix} 1 \\ \vdots \\ 1 \end{pmatrix} \otimes \dots \otimes \begin{pmatrix} 1 \\ \vdots \\ 1 \end{pmatrix} \otimes \begin{pmatrix} \frac{0}{5+0} \\ \vdots \\ \frac{63}{5+63} \end{pmatrix} \otimes \begin{pmatrix} 1 \\ \vdots \\ 1 \end{pmatrix}, & \mathbf{a}_{2d} &= \begin{pmatrix} 1 \\ \vdots \\ 1 \end{pmatrix} \otimes \dots \otimes \begin{pmatrix} 1 \\ \vdots \\ 1 \end{pmatrix} \otimes \begin{pmatrix} 0.07 \cdot 0 \\ \vdots \\ 0.07 \cdot 63 \end{pmatrix}. \end{aligned}$$

The vectors of net changes are all zero except for one entry, i.e.

$$\begin{aligned} \xi_1 &= (1 \quad 0 \quad \dots \quad 0), & \xi_{d+1} &= (-1 \quad 0 \quad \dots \quad 0), \\ \vdots & & \vdots & \\ \xi_d &= (0 \quad \dots \quad 0 \quad 1), & \xi_{2d} &= (0 \quad \dots \quad 0 \quad -1). \end{aligned}$$

By defining the shift matrices  $G^{\downarrow} := G_i(-1)$  and  $G^{\uparrow} := G_i(1)$  for  $i = 1, \dots, d$ , i.e.

$$G^{\downarrow} = \begin{pmatrix} 0 & & & 0 \\ 1 & 0 & & \\ & \ddots & \ddots & \\ 0 & & 1 & 0 \end{pmatrix} \quad \text{and} \quad G^{\uparrow} = \begin{pmatrix} 0 & 1 & & 0 \\ & 0 & \ddots & \\ & & \ddots & 1 \\ 0 & & & 0 \end{pmatrix},$$

the corresponding shift operators for the creation and destruction reactions are given by

$$\mathbf{G}_1 = G^\downarrow \otimes I \otimes \cdots \otimes I, \quad \dots, \quad \mathbf{G}_d = I \otimes \cdots \otimes I \otimes G^\downarrow,$$

and

$$\mathbf{G}_{d+1} = G^\uparrow \otimes I \otimes \cdots \otimes I, \quad \dots, \quad \mathbf{G}_{2d} = I \otimes \cdots \otimes I \otimes G^\uparrow.$$

We will describe the resulting SLIM-decomposition in the next section.  $\triangle$

## 4.2 Derivation

As mentioned above, for the nearest-neighbor interaction networks considered in this paper, an elementary reaction involves only one or two cells, respectively, i.e. elementary reactions either depend on the state of a single cell or on the states of two adjacent cells, see (17). This implies that any reaction propensity that belongs to an SCR  $R_{i,\mu}$  on cell  $\Theta_i$  has the form

$$\mathbf{a}_{i,\mu} = \mathbb{1}_1 \otimes \cdots \otimes \mathbb{1}_{i-1} \otimes \mathbf{a}_{i,\mu} \otimes \mathbb{1}_{i+1} \otimes \cdots \otimes \mathbb{1}_d, \quad (20)$$

with  $\mathbf{a}_{i,\mu} \in \mathbb{R}^{n_i}$  and  $\mu = 1, \dots, \alpha_i$ , where  $\alpha_i \in \mathbb{N}$  is the number of all SCRs on  $\Theta_i$ . For the two-cell propensities  $\mathbf{a}_{i,i+1,\mu}$  corresponding to TCRs  $R_{i,i+1,\mu}$  on the cell pairs  $\Theta_i$  and  $\Theta_{i+1}$ ,  $i = 1, \dots, d-1$ , we can write

$$\mathbf{a}_{i,i+1,\mu} = \mathbb{1}_1 \otimes \cdots \otimes \mathbb{1}_{i-1} \otimes \mathbf{a}_{i,i+1,\mu} \otimes \mathbb{1}_{i+2} \otimes \cdots \otimes \mathbb{1}_d, \quad (21)$$

with  $\mathbf{a}_{i,i+1,\mu} \in \mathbb{R}^{n_i \times n_{i+1}}$ . We assume that there are  $\beta_i$  TCRs between the cells  $\Theta_i$  and  $\Theta_{i+1}$ , i.e.  $\mu = 1, \dots, \beta_i$ . As already mentioned in Remark 2.6, we can decompose  $\mathbf{a}_{i,i+1,\mu}$  into canonical tensor cores by applying, for instance, a singular value decomposition<sup>2</sup> or QR-factorization, i.e.

$$\mathbf{a}_{i,i+1,\mu} = \sum_{k=1}^{r_{i,i+1,\mu}} \left( \mathbf{a}_{i,i+1,\mu}^{(1)} \right)_{k,:} \otimes \left( \mathbf{a}_{i,i+1,\mu}^{(2)} \right)_{k,:}.$$

For cyclic systems, we consider the permuted propensity tensor  $\tilde{\mathbf{a}}_{d,1,\mu}$  with  $(\tilde{\mathbf{a}}_{d,1,\mu})_{x_2, \dots, x_d, x_1} = (\mathbf{a}_{d,1,\mu})_{x_1, x_2, \dots, x_d}$ , see Remark 2.3. This tensor can then be written as

$$\tilde{\mathbf{a}}_{d,1,\mu} = \mathbb{1}_2 \otimes \cdots \otimes \mathbb{1}_{d-1} \otimes \mathbf{a}_{d,1,\mu},$$

for  $\mu = 1, \dots, \beta_d$ , with  $\beta_d$  being the number of TCRs between the cells  $\Theta_d$  and  $\Theta_1$ . Again, we can decompose  $\mathbf{a}_{d,1,\mu}$  and write

$$\tilde{\mathbf{a}}_{d,1,\mu} = \sum_{k=1}^{r_{d,1,\mu}} \mathbb{1}_2 \otimes \cdots \otimes \mathbb{1}_{d-1} \otimes \left( \mathbf{a}_{d,1,\mu}^{(1)} \right)_{k,:} \otimes \left( \mathbf{a}_{d,1,\mu}^{(2)} \right)_{k,:}. \quad (22)$$

As stated in Remark 2.3, a cyclic permutation of the cores corresponds to a permutation of the indices. Thus, we have

$$\mathbf{a}_{d,1,\mu} = \sum_{k=1}^{r_{d,1,\mu}} \left( \mathbf{a}_{d,1,\mu}^{(2)} \right)_{k,:} \otimes \mathbb{1}_2 \otimes \cdots \otimes \mathbb{1}_{d-1} \otimes \left( \mathbf{a}_{d,1,\mu}^{(1)} \right)_{k,:}, \quad (23)$$

for  $\mu = 1, \dots, \beta_d$ . That is, only the components corresponding to one cell or to two adjacent cells of each reaction propensity are unequal to a vector of ones and we obtain

$$\text{diag}(\mathbf{a}_{i,\mu}) = I \otimes \cdots \otimes I \otimes \text{diag}(\mathbf{a}_{i,\mu}) \otimes I \otimes \cdots \otimes I,$$

and

$$\text{diag}(\mathbf{a}_{i,i+1,\mu}) = \sum_{k=1}^{r_{i,i+1,\mu}} I \otimes \cdots \otimes I \otimes \text{diag} \left( \left( \mathbf{a}_{i,i+1,\mu}^{(1)} \right)_{k,:} \right) \otimes \text{diag} \left( \left( \mathbf{a}_{i,i+1,\mu}^{(2)} \right)_{k,:} \right) \otimes I \otimes \cdots \otimes I,$$

---

<sup>2</sup>Assume that  $\mathbf{a}_{i,i+1,\mu} = U \Sigma V^T = \sum_{k=1}^r \sigma_k u_k \otimes v_k$ , then  $\left( \mathbf{a}_{i,i+1,\mu}^{(1)} \right)_{k,:} = \sigma_k u_k$  and  $\left( \mathbf{a}_{i,i+1,\mu}^{(2)} \right)_{k,:} = v_k$ .

respectively. Analogously, for a cyclic system we obtain

$$\text{diag}(\mathbf{a}_{d,1,\mu}) = \sum_{k=1}^{r_{d,1,\mu}} \text{diag} \left( \left( \mathbf{a}_{d,1,\mu}^{(2)} \right)_{k,:} \right) \otimes I \otimes \cdots \otimes I \otimes \text{diag} \left( \left( \mathbf{a}_{d,1,\mu}^{(1)} \right)_{k,:} \right).$$

Furthermore, any elementary reaction only changes the configuration of one or two cells. Thus, any vector of net changes has the form

$$\xi_{i,\mu} = (0, \dots, 0, p_{i,\mu}, 0, \dots, 0)^T, \quad (24)$$

with  $p_{i,\mu} \in \mathbb{Z}$ , for an SCR  $R_{i,\mu}$ , or

$$\xi_{i,i+1,\mu} = (0, \dots, 0, p_{i,i+1,\mu}, q_{i,i+1,\mu}, 0, \dots, 0)^T, \quad (25)$$

with  $p_{i,i+1,\mu}, q_{i,i+1,\mu} \in \mathbb{Z}$ , for a TCR  $R_{i,i+1,\mu}$ . As a result, the multidimensional shift operators also have a special structure. Using  $G_i(0) = I \in \mathbb{R}^{n_i \times n_i}$ , we obtain a shift operator  $\mathbf{G}_{i,\mu}$  belonging to an SCR  $R_{i,\mu}$

$$\mathbf{G}_{i,\mu} = I \otimes \cdots \otimes I \otimes G_i(-p_{i,\mu}) \otimes I \otimes \cdots \otimes I$$

and for a shift operator  $\mathbf{G}_{i,i+1,\mu}$  belonging to a TCR  $R_{i,i+1,\mu}$  (we identify  $R_{d,d+1,\mu}$  with  $R_{d,1,\mu}$ )

$$\mathbf{G}_{i,i+1,\mu} = I \otimes \cdots \otimes I \otimes G_i(-p_{i,i+1,\mu}) \otimes G_{i+1}(-q_{i,i+1,\mu}) \otimes I \otimes \cdots \otimes I,$$

and

$$\mathbf{G}_{d,1,\mu} = G_1(-q_{d,1,\mu}) \otimes I \otimes \cdots \otimes I \otimes G_d(-p_{d,1,\mu}).$$

That is, only one or two shift matrices unequal to an identity matrix appear within these multidimensional shift operators. The properties above imply that we can write the operator  $\mathbf{A}$  of a non-cyclic NNIS as

$$\mathbf{A} = \sum_{i=1}^d \sum_{\mu=1}^{\alpha_i} \mathbf{A}_{i,\mu} + \sum_{i=1}^{d-1} \sum_{\mu=1}^{\beta_i} \mathbf{A}_{i,i+1,\mu}, \quad (26)$$

with

$$\begin{aligned} \mathbf{A}_{i,\mu} &= (\mathbf{G}_{i,\mu} - \mathbf{I}) \cdot \text{diag}(\mathbf{a}_{i,\mu}) \\ &= I \otimes \cdots \otimes I \otimes (G_i(-p_{i,\mu}) \cdot \text{diag}(\mathbf{a}_{i,\mu})) \otimes I \otimes \cdots \otimes I \\ &\quad - I \otimes \cdots \otimes I \otimes \text{diag}(\mathbf{a}_{i,\mu}) \otimes I \otimes \cdots \otimes I \end{aligned} \quad (27)$$

and

$$\begin{aligned} \mathbf{A}_{i,i+1,\mu} &= (\mathbf{G}_{i,i+1,\mu} - \mathbf{I}) \cdot \text{diag}(\mathbf{a}_{i,i+1,\mu}) \\ &= \sum_{k=1}^{r_{i,i+1,\mu}} I \otimes \cdots \otimes I \otimes \left( G_i(-p_{i,i+1,\mu}) \cdot \text{diag} \left( \left( \mathbf{a}_{i,i+1,\mu}^{(1)} \right)_{k,:} \right) \right) \\ &\quad \otimes \left( G_{i+1}(-q_{i,i+1,\mu}) \cdot \text{diag} \left( \left( \mathbf{a}_{i,i+1,\mu}^{(2)} \right)_{k,:} \right) \right) \otimes I \otimes \cdots \otimes I \\ &\quad - \sum_{k=1}^{r_{i,i+1,\mu}} I \otimes \cdots \otimes I \otimes \text{diag} \left( \left( \mathbf{a}_{i,i+1,\mu}^{(1)} \right)_{k,:} \right) \otimes \text{diag} \left( \left( \mathbf{a}_{i,i+1,\mu}^{(2)} \right)_{k,:} \right) \otimes I \otimes \cdots \otimes I. \end{aligned} \quad (28)$$

For a cyclic system, we add the term  $\sum_{\mu=1}^{\beta_d} \mathbf{A}_{d,1,\mu}$  to (26), with  $\mathbf{A}_{d,1,\mu} = (\mathbf{G}_{d,1,\mu} - \mathbf{I}) \cdot \text{diag}(\mathbf{a}_{d,1,\mu})$ . Note that (27) holds for all elementary reactions taking place only on the cell  $\Theta_i$ , whereas reactions involving two adjacent cells  $\Theta_i$  and  $\Theta_{i+1}$  can be represented by (28). In order to simplify the notation, we now define the matrices

$$S_{i,\mu} = G_i(-p_{i,\mu}) \cdot \text{diag}(\mathbf{a}_{i,\mu}) \quad \text{and} \quad \tilde{S}_{i,\mu} = \text{diag}(\mathbf{a}_{i,\mu}), \quad (29)$$

for  $i = 1, \dots, d$  and  $\mu = 1, \dots, \alpha_i$ , as well as

$$\begin{aligned} L_{i,\mu,k} &= G_i(-p_{i,i+1,\mu}) \cdot \text{diag} \left( \left( \mathbf{a}_{i,i+1,\mu}^{(1)} \right)_{k,:} \right), & \tilde{L}_{i,\mu,k} &= \text{diag} \left( \left( \mathbf{a}_{i,i+1,\mu}^{(1)} \right)_{k,:} \right), \\ M_{i+1,\mu,k} &= G_{i+1}(-q_{i,i+1,\mu}) \cdot \text{diag} \left( \left( \mathbf{a}_{i,i+1,\mu}^{(2)} \right)_{k,:} \right), & \tilde{M}_{i+1,\mu,k} &= \text{diag} \left( \left( \mathbf{a}_{i,i+1,\mu}^{(2)} \right)_{k,:} \right), \end{aligned} \quad (30)$$

for  $i = 1, \dots, d-1$ ,  $\mu = 1, \dots, \beta_i$  and  $k = 1, \dots, r_{i,i+1,\mu}$ . For cyclic systems, we further define

$$\begin{aligned} L_{d,\mu,k} &= G_d(-p_{d,1,\mu}) \cdot \text{diag} \left( \left( a_{d,1,\mu}^{(1)} \right)_{k,:} \right), & \tilde{L}_{d,\mu,k} &= \text{diag} \left( \left( a_{d,1,\mu}^{(1)} \right)_{k,:} \right), \\ M_{1,\mu,k} &= G_1(-q_{d,1,\mu}) \cdot \text{diag} \left( \left( a_{d,1,\mu}^{(2)} \right)_{k,:} \right), & \tilde{M}_{1,\mu,k} &= \text{diag} \left( \left( a_{d,1,\mu}^{(2)} \right)_{k,:} \right), \end{aligned}$$

for  $\mu = 1, \dots, \beta_d$  and  $k = 1, \dots, r_{d,1,\mu}$ . Due to the bilinearity of the tensor product (see Appendix A), we can compute the sum of all matrices  $S_{i,\mu}$  and  $\tilde{S}_{i,\mu}$  and define

$$\mathbf{S}_i = \sum_{\mu=1}^{\alpha_i} \left( S_{i,\mu} - \tilde{S}_{i,\mu} \right). \quad (31)$$

All SCRs on  $\Theta_i$  can then be represented as  $I \otimes \dots \otimes I \otimes \mathbf{S}_i \otimes I \otimes \dots \otimes I$ . Written in the canonical tensor format,  $\mathbf{A}$  has now the form

$$\begin{aligned} \mathbf{A} &= \mathbf{S}_1 \otimes I \otimes \dots \otimes I + \dots + I \otimes \dots \otimes I \otimes \mathbf{S}_d \\ &+ \sum_{\mu=1}^{\beta_1} \sum_{k=1}^{r_{1,2,\mu}} \left( L_{1,\mu,k} \otimes M_{2,\mu,k} \otimes I \otimes \dots \otimes I \right) - \left( \tilde{L}_{1,\mu,k} \otimes \tilde{M}_{2,\mu,k} \otimes I \otimes \dots \otimes I \right) \\ &+ \dots \\ &+ \sum_{\mu=1}^{\beta_{d-1}} \sum_{k=1}^{r_{d-1,d,\mu}} \left( I \otimes \dots \otimes I \otimes L_{d-1,\mu,k} \otimes M_{d,\mu,k} \right) - \left( I \otimes \dots \otimes I \otimes \tilde{L}_{d-1,\mu,k} \otimes \tilde{M}_{d,\mu,k} \right) \\ &+ \sum_{\mu=1}^{\beta_d} \sum_{k=1}^{r_{d,1,\mu}} \left( M_{1,\mu,k} \otimes I \otimes \dots \otimes I \otimes L_{d,\mu,k} \right) - \left( \tilde{M}_{1,\mu,k} \otimes I \otimes \dots \otimes I \otimes \tilde{L}_{d,\mu,k} \right). \end{aligned} \quad (32)$$

The last line is only required if we consider a cyclic interaction system, i.e. there are  $\beta_d$  elementary reactions between the cell  $\Theta_d$  and  $\Theta_1$ . Equation (32) is of the same type as (7). Thus, we can gather all the matrices  $L_{i,\mu,k}$ ,  $\tilde{L}_{i,\mu,k}$  and  $M_{i+1,\mu,k}$ ,  $\tilde{M}_{i+1,\mu,k}$  in the TT-cores  $\mathbf{L}_i$  and  $\mathbf{M}_{i+1}$ , respectively. The cores are then defined as

$$\begin{aligned} [\mathbf{L}_i] &= \begin{bmatrix} L_{i,1,1} & -\tilde{L}_{i,1,1} & \dots & L_{i,\beta_i,r_{i,i+1,\beta_i}} & -\tilde{L}_{i,\beta_i,r_{i,i+1,\beta_i}} \end{bmatrix} \in \mathbb{R}^{1 \times n_i \times n_i \times (\beta_i \cdot r_{i,i+1,\beta_i})}, \\ [\mathbf{M}_{i+1}] &= \begin{bmatrix} M_{i+1,1,1} & \tilde{M}_{i+1,1,1} & \dots & M_{i+1,\beta_i,r_{i,i+1,\beta_i}} & \tilde{M}_{i+1,\beta_i,r_{i,i+1,\beta_i}} \end{bmatrix}^\dagger \in \mathbb{R}^{(\beta_i \cdot r_{i,i+1,\beta_i}) \times n_{i+1} \times n_{i+1} \times 1}, \end{aligned} \quad (33)$$

for  $i = 1, \dots, d-1$ , and

$$\begin{aligned} [\mathbf{L}_d] &= \begin{bmatrix} L_{d,1,1} & -\tilde{L}_{d,1,1} & \dots & L_{d,\beta_d,r_{d,1,\beta_d}} & -\tilde{L}_{d,\beta_d,r_{d,1,\beta_d}} \end{bmatrix}^\dagger \in \mathbb{R}^{(\beta_d \cdot r_{d,1,\beta_d}) \times n_d \times n_d \times 1}, \\ [\mathbf{M}_1] &= \begin{bmatrix} M_{1,1,1} & \tilde{M}_{1,1,1} & \dots & M_{1,\beta_d,r_{d,1,\beta_d}} & \tilde{M}_{1,\beta_d,r_{d,1,\beta_d}} \end{bmatrix} \in \mathbb{R}^{1 \times n_1 \times n_1 \times (\beta_d \cdot r_{d,1,\beta_d})}. \end{aligned} \quad (34)$$

These TT-cores can now be inserted into Equation (9) and we obtain the SLIM-decomposition of the generator  $\mathbf{A}$ . Note that it may be possible to compress the cores  $\mathbf{L}_i$  and  $\mathbf{M}_{i+1}$ . By considering the tensor product  $[\mathbf{L}_i] \otimes [\mathbf{M}_{i+1}]$ , we can conclude that only a basis of matrices of the core  $\mathbf{L}_i$  as well as a basis of matrices of the core  $\mathbf{M}_{i+1}$  is needed such that the tensor multiplication of these bases yields the same result as  $[\mathbf{L}_i] \otimes [\mathbf{M}_{i+1}]$ . This is explained in detail in Algorithm 1, where we use the multi-index notation described in Appendix A.

The cores corresponding to cyclic reactions between the cells  $\Theta_d$  and  $\Theta_1$  can also be compressed by applying Algorithm 1 to  $[\mathbf{L}_d]^\dagger \otimes [\mathbf{M}_1]^\dagger$ . This becomes clear using the same argument as for (22) and (23). The core components defined in (31), (33), and (34) (optionally after application of Algorithm 1) then form the corresponding elements of the SLIM-decomposition given in (9) and (11), respectively.

**Example 4.4.** Using the decompositions given in Example 4.3, we now construct the SLIM-decomposition corresponding to our signal cascade model with  $d$  genes. The reaction propensities satisfy (20), i.e. they can be written

---

**Algorithm 1** Compression of 2-dimensional tensor train operators

---

- 1: INPUT: Tensor train  $\mathbf{T} = [\mathbf{T}_1] \otimes [\mathbf{T}_2] \in \mathbb{R}^{m \times m \times n \times n}$  with TT-cores  $[\mathbf{T}_1] = [\mathbf{T}_1^{(1)} \dots \mathbf{T}_1^{(\beta)}] \in \mathbb{R}^{1 \times m \times m \times \beta}$  and  $[\mathbf{T}_2] = [\mathbf{T}_2^{(1)} \dots \mathbf{T}_2^{(\beta)}]^T \in \mathbb{R}^{\beta \times n \times n \times 1}$ .
  - 2: Compute full tensor  $\mathbf{T}$  and reshape it as a matrix  $T \in \mathbb{R}^{(m \cdot m) \times (n \cdot n)}$ .
  - 3: Apply compact singular value decomposition, i.e.  $T = U \Sigma V^T$  with  $U \in \mathbb{R}^{(m \cdot m) \times \gamma}$ ,  $\Sigma \in \mathbb{R}^{\gamma \times \gamma}$ , and  $V \in \mathbb{R}^{(n \cdot n) \times \gamma}$ .
  - 4: **for**  $k = 1, \dots, \gamma$  **do**
  - 5:     Define  $\tilde{\mathbf{T}}_1^{(k)} \in \mathbb{R}^{m \times m}$  by  $\left(\tilde{\mathbf{T}}_1^{(k)}\right)_{x,y} = U_{\overline{x},y,k}$ .
  - 6:     Define  $\tilde{\mathbf{T}}_2^{(k)} \in \mathbb{R}^{n \times n}$  by  $\left(\tilde{\mathbf{T}}_2^{(k)}\right)_{x,y} = (\Sigma V^T)_{k,\overline{x},y}$ .
  - 7: **end for**
  - 8: OUTPUT: Tensor train  $\tilde{\mathbf{T}} = [\tilde{\mathbf{T}}_1] \otimes [\tilde{\mathbf{T}}_2]$  with TT-rank  $\gamma \leq \beta$ .
- 

---

**Algorithm 2** Construct SLIM-decomposition of master equation operator for heterogeneous systems

---

- 1: Given an NNIS with  $d$  cells on state space  $\mathcal{S} = \{1, \dots, n_1\} \times \dots \times \{1, \dots, n_d\}$ . If the NNIS is cyclic, set  $\Theta_{d+1} = \Theta_1$ ,  $n_{d+1} = n_1$ ,  $R_{d,d+1,\mu} = R_{d,1,\mu}$  etc.
  - 2: INPUT: *Single-cell reactions* (SCR)  
For each cell  $\Theta_i$ ,  $1 \leq i \leq d$ , and every  $R_{i,\mu}$ ,  $\mu = 1, \dots, \alpha_i$ , define the net change  $p_{i,\mu} \in \mathbb{Z}$  (see (24)) and the vector  $\mathbf{a}_{i,\mu} \in \mathbb{R}^{n_i}$  (see (20)) containing the values of the corresponding reaction propensity.
  - 3: *Two-cell reactions* (TCR)  
For each pair of cells  $\Theta_i, \Theta_{i+1}$ ,  $1 \leq i \leq d-1$  ( $1 \leq i \leq d$  if cyclic), and every  $R_{i,i+1,\mu}$ ,  $\mu = 1, \dots, \beta_i$ , define the net changes  $p_{i,i+1,\mu}, q_{i,i+1,\mu} \in \mathbb{Z}$  (see (25)) and the matrix  $\mathbf{a}_{i,i+1,\mu} \in \mathbb{R}^{n_i \times n_{i+1}}$  (see (21)) containing the values of the corresponding reaction propensity.
  - 4: **for**  $i = 1, \dots, d$  **do**
  - 5:     Compute  $\mathbf{S}_i = \sum_{\mu=1}^{\alpha_i} (G_i(-p_{i,\mu}) - I) \cdot \text{diag}(\mathbf{a}_{i,\mu})$  as defined in (31).
  - 6: **end for**
  - 7: **for**  $i = 1, \dots, d-1$  ( $i = 1, \dots, d$  if NNIS is cyclic) **do**
  - 8:     **for**  $\mu = 1, \dots, \beta_i$  **do**
  - 9:         Compute canonical representation of  $\mathbf{a}_{i,i+1,\mu}$ , i.e.  $\mathbf{a}_{i,i+1,\mu} = \sum_{k=1}^{r_{i,i+1,\mu}} \left(\mathbf{a}_{i,i+1,\mu}^{(1)}\right)_{k,:} \otimes \left(\mathbf{a}_{i,i+1,\mu}^{(2)}\right)_{k,:}$ .
  - 10:         Compute  $L_{i,\mu,k}$ ,  $\tilde{L}_{i,\mu,k}$ ,  $M_{i+1,\mu,k}$ , and  $\tilde{M}_{i+1,\mu,k}$  as defined in (30).
  - 11:     **end for**
  - 12:     Construct  $\mathbf{L}_i$  and  $\mathbf{M}_{i+1}$  as defined in (33) and (34).
  - 13:     Apply Algorithm 1 to  $[\mathbf{L}_i] \otimes [\mathbf{M}_{i+1}]$  in order to compress the cores  $\mathbf{L}_i$  and  $\mathbf{M}_i$ .
  - 14: **end for**
  - 15: OUTPUT: SLIM-decomposition of master equation operator  $\mathbf{A}$  as given in (9) and (11), respectively.
- 

as a rank-one tensor where only one component is unequal to a vector of ones. As defined in (19), the master equation operator is given by

$$\mathbf{A} = \sum_{\mu=1}^M (\mathbf{G}_\mu - \mathbf{I}) \cdot \text{diag}(\mathbf{a}_\mu),$$

with  $\mu = 2d$ . In canonical format, we can express this as

$$\begin{aligned} \mathbf{A} = & 0.7 \cdot G^\downarrow \otimes I \otimes \dots \otimes I \quad - \quad 0.7 \cdot I \otimes I \otimes \dots \otimes I \\ & + H_1 \otimes G^\downarrow \otimes I \otimes \dots \otimes I \quad - \quad H_1 \otimes I \otimes \dots \otimes I \\ & + \dots \\ & + I \otimes \dots \otimes I \otimes H_1 \otimes G^\downarrow \quad - \quad I \otimes \dots \otimes I \otimes H_1 \otimes I \\ & + (G^\uparrow \cdot H_2) \otimes I \otimes \dots \otimes I \quad - \quad H_2 \otimes I \otimes \dots \otimes I \\ & + \dots \\ & + I \otimes \dots \otimes I \otimes (G^\uparrow \cdot H_2) \quad - \quad I \otimes \dots \otimes I \otimes H_2, \end{aligned}$$



with identity matrix  $I \in \mathbb{R}^{64 \times 64}$ ,  $G^\downarrow$  and  $G^\uparrow$  as defined in Example 4.3 and

$$H_1 = \text{diag}\left(\frac{0}{5}, \frac{1}{6}, \dots, \frac{63}{68}\right), \quad H_2 = 0.07 \cdot \text{diag}(0, 1, \dots, 63),$$

where  $\text{diag}(v)$  denotes the diagonalization of the vector  $v \in \mathbb{R}^{64}$ . By defining

$$\mathbf{S}^* = 0.7 \cdot G^\downarrow - 0.7 \cdot I + H_2 - H_3, \quad \mathbf{S} = H_2 - H_3, \quad \mathbf{L} = H_1, \quad \mathbf{I} = I, \quad \mathbf{M} = G^\downarrow - I,$$

we obtain the non-cyclic SLIM-decomposition

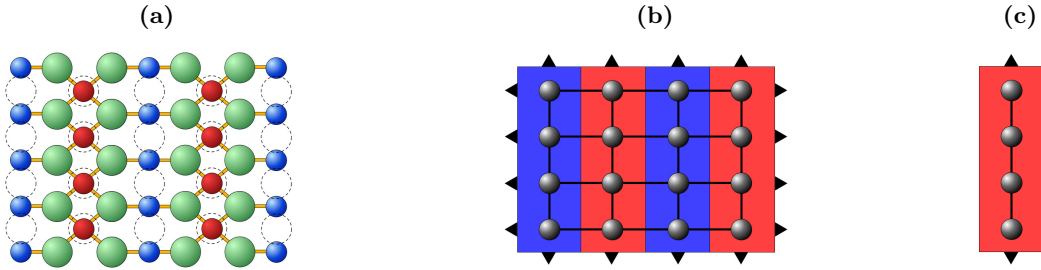
$$\mathbf{A} = [\mathbf{S}^* \quad \mathbf{L} \quad \mathbf{I}] \otimes \begin{bmatrix} \mathbf{I} & 0 & 0 \\ \mathbf{M} & 0 & 0 \\ \mathbf{S} & \mathbf{L} & \mathbf{I} \end{bmatrix} \otimes \dots \otimes \begin{bmatrix} \mathbf{I} & 0 & 0 \\ \mathbf{M} & 0 & 0 \\ \mathbf{S} & \mathbf{L} & \mathbf{I} \end{bmatrix} \otimes \begin{bmatrix} \mathbf{I} \\ \mathbf{M} \\ \mathbf{S} \end{bmatrix}. \quad \triangle$$

**Remark 4.5.** In order to speed up calculations and to reduce the storage consumption even further, one can apply the so-called *Quantized Tensor Train format* (QTT-format) [42]. That is, we reorder the elements of each core in a new tensor which has the same number of elements but a higher order and smaller mode sizes. These tensors can then be split into several QTT-cores, e.g. by applying singular value decompositions. In [20], a TT/QTT-decomposition of the operator  $\mathbf{A}$  and some numerical results using the Crank-Nicolson time integration scheme can be found.

## 4.3 Examples

### 4.3.1 CO Oxidation at $\text{RuO}_2$

The first example is a cyclic, homogeneous NNIS that we already considered in [3]. However, at that time, the more general SLIM-decomposition had not been developed yet and a specific TT-decomposition was used instead. Here, we consider a heterogeneous catalytic process where the cells  $\Theta_1, \dots, \Theta_d$  represent adsorption sites on a  $\text{RuO}_2(110)$  surface, see Figure 6a. The aim is to simulate the CO oxidation at the surface. Because it has been found that the chemical kinetics predominantly take place only on the *coordinatively unsaturated sites* (cus) [43], we construct a ring of  $d$  cus sites, see Figure 6b and 6c.



**Figure 6:** (a) Top view of the  $\text{RuO}_2(110)$  surface showing the two prominent adsorption sites, bridge sites between the ruthenium atoms in blue and cus sites on the ruthenium atoms in red. (b) 2D lattice model of the coarse-grained surface composed of alternating rows of bridge and cus sites as used in [44, 45]. (c) 1D lattice model completely composed of cus sites.

Each site may be in three different states ( $1 \hat{=}$  empty,  $2 \hat{=}$  O-covered,  $3 \hat{=}$  CO-covered). The possible events are unimolecular adsorption/desorption of CO, dissociative oxygen adsorption on two neighboring sites and the corresponding reverse processes, diffusion of adsorbed CO/O to a neighboring site, and the formation of gaseous  $\text{CO}_2$  from adsorbed CO and O on neighboring sites. For further details on the established microkinetic model for the CO oxidation at  $\text{RuO}_2(110)$  we refer to [44]. Table 1 summarizes the elementary reactions of the reduced model and the specific values of the reaction propensities. For a detailed description of the gas phase conditions, see e.g. [45].

Adsorption					
$R_{O_2}^{Ad}$	:	$\varnothing_i + \varnothing_j$	$\rightarrow$	$O_i + O_j$	, $k_{O_2}^{Ad} = 9.7 \cdot 10^7 s^{-1}$
$R_{CO}^{Ad}$	:	$\varnothing_i$	$\rightarrow$	$CO_i$	, $k_{CO}^{Ad} = 10^4 - 10^{10} s^{-1}$
Desorption					
$R_{O_2}^{De}$	:	$O_i + O_j$	$\rightarrow$	$\varnothing_i + \varnothing_j$	, $k_{O_2}^{De} = 2.8 \cdot 10^1 s^{-1}$
$R_{CO}^{De}$	:	$CO_i$	$\rightarrow$	$\varnothing_i$	, $k_{CO}^{De} = 9.2 \cdot 10^6 s^{-1}$
$R_{CO_2}^{De}$	:	$CO_i + O_j$	$\rightarrow$	$\varnothing_i + \varnothing_j$	, $k_{CO_2}^{De} = 1.7 \cdot 10^5 s^{-1}$
Diffusion					
$R_O^{Diff}$	:	$O_i + \varnothing_j$	$\rightarrow$	$\varnothing_i + O_j$	, $k_O^{Diff} = 0.5 s^{-1}$
$R_{CO}^{Diff}$	:	$CO_i + \varnothing_j$	$\rightarrow$	$\varnothing_i + CO_j$	, $k_{CO}^{Diff} = 6.6 \cdot 10^{-2} s^{-1}$

**Table 1:** Elementary reaction steps on the cus sites together with their corresponding rate constants, see [44] for details. The reactions are defined on two neighboring sites  $\Theta_i$  and  $\Theta_j$ , except for adsorption and desorption of CO, which are defined only on site  $\Theta_i$ .

In order to construct the operator according to the MME, we use Algorithm 2 with inputs

$$\begin{aligned} a_{i,1} &= (k_{CO}^{Ad} \quad 0 \quad 0)^T, & p_{i,1} &= +2, \\ a_{i,2} &= (0 \quad 0 \quad k_{CO}^{De})^T, & p_{i,2} &= -2, \end{aligned}$$

and

$$\begin{aligned} a_{i,i+1,1} &= \begin{pmatrix} k_{O_2}^{Ad} & 0 & 0 \\ 0 & 0 & 0 \\ 0 & 0 & 0 \end{pmatrix}, & [p_{i,i+1,1}, q_{i,i+1,1}] &= [+1, +1], \\ a_{i,i+1,2} &= \begin{pmatrix} 0 & 0 & 0 \\ 0 & k_{O_2}^{De} & 0 \\ 0 & 0 & 0 \end{pmatrix}, & [p_{i,i+1,2}, q_{i,i+1,2}] &= [-1, -1], \\ a_{i,i+1,3} &= \begin{pmatrix} 0 & 0 & 0 \\ 0 & 0 & 0 \\ 0 & k_{CO_2}^{De} & 0 \end{pmatrix}, & [p_{i,i+1,3}, q_{i,i+1,3}] &= [-2, -1], \\ a_{i,i+1,4} &= \begin{pmatrix} 0 & 0 & 0 \\ 0 & 0 & k_{CO_2}^{De} \\ 0 & 0 & 0 \end{pmatrix}, & [p_{i,i+1,4}, q_{i,i+1,4}] &= [-1, -2], \\ a_{i,i+1,5} &= \begin{pmatrix} 0 & 0 & 0 \\ k_O^{Diff} & 0 & 0 \\ 0 & 0 & 0 \end{pmatrix}, & [p_{i,i+1,5}, q_{i,i+1,5}] &= [-1, +1], \\ a_{i,i+1,6} &= \begin{pmatrix} 0 & k_O^{Diff} & 0 \\ 0 & 0 & 0 \\ 0 & 0 & 0 \end{pmatrix}, & [p_{i,i+1,6}, q_{i,i+1,6}] &= [+1, -1], \\ a_{i,i+1,7} &= \begin{pmatrix} 0 & 0 & 0 \\ 0 & 0 & 0 \\ k_{CO}^{Diff} & 0 & 0 \end{pmatrix}, & [p_{i,i+1,7}, q_{i,i+1,7}] &= [-2, +2], \\ a_{i,i+1,8} &= \begin{pmatrix} 0 & 0 & k_{CO}^{Diff} \\ 0 & 0 & 0 \\ 0 & 0 & 0 \end{pmatrix}, & [p_{i,i+1,8}, q_{i,i+1,8}] &= [+2, -2]. \end{aligned}$$

Since we consider a cyclic, homogeneous NNIS here, the inputs above hold for  $i = 1, \dots, d$ , where  $a_{d,d+1,\mu} = a_{d,1,\mu}$  and  $[p_{d,d+1,\mu}, q_{d,d+1,\mu}] = [p_{d,1,\mu}, q_{d,1,\mu}]$ . The output of Algorithm (2) is then a TT-operator with TT-ranks equal to 16, which is the same size as the operator in [3]. Using this exact tensor train decomposition, we can compute stationary and time dependent probability distributions by formulating eigenvalue problems or applying implicit time propagation schemes combined with ALS. In [3], we carried out several experiments including the analysis

of the computational costs for an increasing number of dimensions, computing central quantities describing the efficiency of the catalyst, and a demonstration of the advantage of the TT-approach for stiff systems.

#### 4.3.2 Toll Station

As a final example, we examine a quasi-realistic traffic problem. Imagine a toll station with  $d$  lanes. Cars form a queue in these lanes arriving according to a given distribution. Each car can then change its lane but may only go from one lane to a neighboring one, depending on a given interaction parameter. We assume that the time to pass the toll station depends on the toll booths. In our example, we choose a normal distribution for the incoming cars and a sum of two normal distributions for the outgoing flux, see Figure 7a.

The state space is given by

$$\mathcal{S} = \{1, \dots, n\} \times \dots \times \{1, \dots, n\},$$

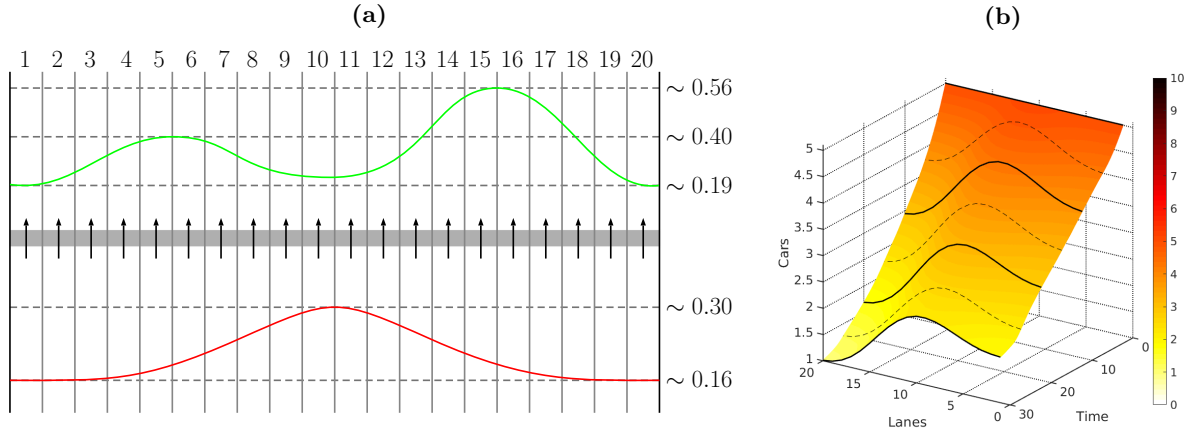
and state  $X = (x_1, \dots, x_d)^T \in \mathcal{S}$  now represents the number of cars in each lane, e.g. there are  $x_i - 1$  cars on lane  $\Theta_i$ . In what follows, we set  $d = 20$ ,  $n = 10$ , and define the functions

$$f_{\text{in}}(t) = \frac{1}{\sqrt{2\pi\sigma_{\text{in}}^2}} \cdot e^{-\frac{1}{2}\frac{t^2}{\sigma_{\text{in}}^2}} + 0.05,$$

$$f_{\text{out}}(t) = \frac{1}{\sqrt{2\pi\sigma_{\text{out, left}}^2}} \cdot e^{-\frac{1}{2}\frac{(t-\nu_{\text{out, left}})^2}{\sigma_{\text{out, left}}^2}} + \frac{1}{\sqrt{2\pi\sigma_{\text{out, right}}^2}} \cdot e^{-\frac{1}{2}\frac{(t-\nu_{\text{out, right}})^2}{\sigma_{\text{out, right}}^2}},$$

with  $\sigma_{\text{in}}^2 = 2.5$ ,  $\sigma_{\text{out, left}}^2 = 1$ ,  $\sigma_{\text{out, right}}^2 = 0.5$ ,  $\nu_{\text{out, left}} = -1.5$ , and  $\nu_{\text{out, right}} = 1.5$ . The positions of the lanes are given by  $t_i = -2 + 0.5(i - 1)$ , for  $i = 1, \dots, d$ . For the rate to change from lane  $\Theta_i$  to lane  $\Theta_{i+1}$  and vice versa, we assume a step function on  $x_i - x_{i+1}$  which is only unequal to zero if there are fewer cars in the neighboring lane, i.e.

$$f_{\text{change}}(x_i - x_{i+1}) = \begin{cases} 5, & \text{if } x_i - x_{i+1} > 0, \\ 0, & \text{otherwise.} \end{cases}$$



**Figure 7:** (a) Pictorial representation of the toll station model. The red curve shows the probability distribution of incoming cars, the green curve the probability distribution of processing times. (b) Simulation results for the toll station model.

Again, we apply Algorithm 2 to construct the generator according to this heterogeneous, non-cyclic NNIS. The inputs are

$$\begin{aligned} \mathbf{a}_{i,1} &= f_{\text{in}}(t_i) \cdot (1 \quad 1 \quad \dots \quad 1)^T, & p_{i,1} &= +1, \\ \mathbf{a}_{i,2} &= f_{\text{out}}(t_i) \cdot (0 \quad 1 \quad \dots \quad 1)^T, & p_{i,2} &= -1, \end{aligned}$$

and matrices  $\mathbf{a}_{i,i+1,1}, \mathbf{a}_{i,i+1,2} \in \mathbb{R}^{n \times n}$  with  $(\mathbf{a}_{i,i+1,1})_{x_i, x_{i+1}} = f_{\text{change}}(x_i - x_{i+1})$  and  $(\mathbf{a}_{i,i+1,2})_{x_i, x_{i+1}} = f_{\text{change}}(x_{i+1} - x_i)$ . Furthermore,  $[p_{i,i+1,1}, q_{i,i+1,1}] = [-1, +1]$  and  $[p_{i,i+1,2}, q_{i,i+1,2}] = [+1, -1]$ .

In this case, the output of Algorithm 2 is a TT-operator  $\mathbf{A} \in \mathbb{R}^{(n \times n) \times \dots \times (n \times n)}$  with ranks equal to 39. We are interested in the transient behavior of the distribution of cars depending on a given initial state. For this purpose, we apply the implicit Euler method

$$(\mathbf{I} - \tau \mathbf{A}) \mathbf{T}_{k+1} = \mathbf{T}_k, \quad (35)$$

with step size  $\tau = 10^{-1}$  and set  $\mathbf{T}_0 \in \mathbb{R}^{n \times \dots \times n}$  to the singular probability distribution with  $(\mathbf{T}_0)_{6, \dots, 6} = 1$ . The resulting systems of linear equations are solved with ALS where the TT-ranks of the solution have been set to 10. The simulation results in Figure 7b show that the constant distribution at the beginning rapidly changes due to the different input and output rates of the lanes. Also, the length of the queues of cars are decreasing over a short time interval.

## 5 Conclusion and Outlook

In this paper, we proposed an approach to construct TT-decompositions of potentially high-dimensional nearest-neighbor interaction systems. The aim is to reduce the memory consumption as well as the computational costs significantly and to mitigate the curse of dimensionality. First, we have shown how to apply the SLIM-decomposition in general and then we gave a detailed description of TT-decompositions of high-dimensional Markovian master equations. Additionally, we presented algorithms which can be used to construct SLIM-decompositions of Markovian generators automatically. The results, which were illustrated with several examples from different application areas such as quantum physics and heterogeneous catalysis, show that by exploiting the coupling structure of a system it is possible to compute low-rank tensor decompositions of system states and associated linear operators. We also considered homogeneous systems where the ranks of the SLIM-decomposition do not depend on the network size, resulting in a linear growth of the storage consumption.

Future research will include the consideration of nearest-neighbor interaction systems from other scientific areas and the examination of more general interaction systems, especially the generalization of the SLIM-decomposition to next-nearest-neighbor interaction systems or other systems with a certain coupling structure.

## Acknowledgments

This research has been funded by the Berlin Mathematical School, the Einstein Center for Mathematics, Deutsche Forschungsgemeinschaft through grant CRC 1114, and MATHEON, which is supported by the Einstein Foundation Berlin.

## References

- [1] S. R. White. Density matrix formulation for quantum renormalization groups. *Physical Review Letters*, 69(19):2863–2866, 1992.
- [2] H.-D. Meyer, F. Gatti, and G. A. Worth (eds.). *Multidimensional Quantum Dynamics: MCTDH Theory and Applications*. Wiley-VCH Verlag GmbH & Co. KGaA, 2009.
- [3] P. Gelß, S. Matera, and C. Schütte. Solving the master equation without kinetic Monte Carlo: Tensor train approximations for a CO oxidation model. *Journal of Computational Physics*, 314:489–502, 2016.
- [4] T. Jahnke and W. Huisinga. A dynamical low-rank approach to the chemical master equation. *Bulletin of Mathematical Biology*, 70(8):2283–2302, 2008.
- [5] V. Kazeev, M. Khammash, M. Nip, and C. Schwab. Direct solution of the chemical master equation using quantized tensor trains. *PLoS Comput Biol*, 10(3):e1003359, 2014.
- [6] S. Dolgov and B. Khoromskij. Simultaneous state-time approximation of the chemical master equation using tensor product formats. *Numerical Linear Algebra with Applications*, 22(2):197–219, 2015.

- [7] P. Buchholz. Product form approximations for communicating Markov processes. *Performance Evaluation*, 67(9):797–815, 2010.
- [8] D. Kressner and F. Macedo. Low-rank tensor methods for communicating markov processes. *Quantitative Evaluation of Systems, Lecture Notes in Computer Science*, 8657:25–40, 2014.
- [9] G. Beylkin, J. Garcke, and M. J. Mohlenkamp. Multivariate regression and machine learning with sums of separable functions. *SIAM Journal on Scientific Computing*, 31(3):1840–1857, 2009.
- [10] A. Novikov, D. Podoprikin, A. Osokin, and D. Vetrov. Tensorizing neural networks. In C. Cortes, N. D. Lawrence, D. D. Lee, M. Sugiyama, and R. Garnett, editors, *Advances in Neural Information Processing Systems 28 (NIPS)*, pages 442–450. Curran Associates, Inc., 2015.
- [11] N. Cohen, O. Sharir, and A. Shashua. On the expressive power of deep learning: A tensor analysis, 2015.
- [12] S. Klus, P. Gelß, S. Peitz, and C. Schütte. Tensor-based dynamic mode decomposition, 2016. submitted to SIAM Journal on Scientific Computing.
- [13] I. V. Oseledets. A new tensor decomposition. *Doklady Mathematics*, 80(1):495–496, 2009.
- [14] I. V. Oseledets and E. E. Tyrtshnikov. Breaking the curse of dimensionality, or how to use SVD in many dimensions. *SIAM Journal on Scientific Computing*, 31(5):3744–3759, 2009.
- [15] I. V. Oseledets. Tensor-train decomposition. *SIAM Journal on Scientific Computing*, 33(5):2295–2317, 2011.
- [16] A. Arnold and T. Jahnke. On the approximation of high-dimensional differential equations in the hierarchical Tucker format. *BIT Numerical Mathematics*, 54(2):305–341, 2013.
- [17] C. Lubich, T. Rohwedder, R. Schneider, and B. Vandereycken. Dynamical approximation by hierarchical Tucker and tensor-train tensors. *SIAM Journal on Matrix Analysis and Applications*, 34(2):470–494, 2013.
- [18] S. Holtz, T. Rohwedder, and R. Schneider. On manifolds of tensors of fixed TT-rank. *Numerische Mathematik*, 120(4):701–731, 2012.
- [19] S. V. Dolgov and D. V. Savostyanov. Alternating minimal energy methods for linear systems in higher dimensions. Part II: Faster algorithm and application to nonsymmetric systems, 2013.
- [20] S. V. Dolgov and B. N. Khoromskij. Tensor-product approach to global time-space-parametric discretization of chemical master equation, 2012. Preprint No. 68, Max-Planck-Institut für Mathematik in den Naturwissenschaften.
- [21] F. L. Hitchcock. The expression of a tensor or a polyadic as a sum of products. *Journal of Mathematics and Physics*, 6:164–189, 1927.
- [22] J. D. Carroll and J. J. Chang. Analysis of individual differences in multidimensional scaling via an n-way generalization of 'Eckart-Young' decomposition. *Psychometrika*, 35(3):283–319, 1970.
- [23] N. D. Sidiropoulos, R. Bro, and G. B. Giannakis. Parallel factor analysis in sensor array processing. *IEEE transactions on Signal Processing*, 48(8):2377–2388, 2000.
- [24] L. De Lathauwer and J. Castaing. Tensor-based techniques for the blind separation of DS-CDMA signals. *Signal Processing*, 87(2):322–336, 2007.
- [25] V. de Silva and L.-H. Lim. Tensor rank and the ill-posedness of the best low-rank approximation problem. *SIAM Journal on Matrix Analysis and Applications*, 30(3):1084–1127, 2008.
- [26] T. G. Kolda and B. W. Bader. Tensor decompositions and applications. *SIAM Review*, 51(3):455–500, 2009.
- [27] I. V. Oseledets and E. Tyrtshnikov. TT-cross approximation for multidimensional arrays. *Linear Algebra and its Applications*, 432(1):70–88, 2010.

- [28] A. Falcó and W. Hackbusch. On minimal subspaces in tensor representations. *Foundations of Computational Mathematics*, 12(6):765–803, 2012.
- [29] Z. Lin. *Distributed control and analysis of coupled cell systems*. VDM Verlag, 2008.
- [30] H. G. Winful and S. S. Wang. Stability of phase locking in coupled semiconductor laser arrays. *Applied Physics Letters*, 53:1894–1896, 1988.
- [31] J. B. Griffiths. *The Theory of Classical Dynamics*. Cambridge University Press, 1985.
- [32] D. T. Gillespie. A general method for numerically simulating the stochastic time evolution of coupled chemical reactions. *Journal of Computational Physics*, 22(4):403–434, 1976.
- [33] W. Lenz. Beiträge zum Verständnis der magnetischen Eigenschaften in festen Körpern. *Physikalische Zeitschrift*, 21:613–615, 1920.
- [34] E. Ising. Beitrag zur Theorie des Ferromagnetismus. *Zeitschrift für Physik*, 31:253–258, 1925.
- [35] S. Lievens, N.I. Stoilova, and J. Van der Jeugt. Harmonic oscillators coupled by springs: discrete solutions as a wigner quantum system. *Journal of mathematical physics*, 47(11):113504, 2006.
- [36] M. B. Plenio, J. Hartley, and J. Eisert. Dynamics and manipulation of entanglement in coupled harmonic systems with many degrees of freedom. *New Journal of Physics*, 6, 2004.
- [37] N. G. van Kampen. *Stochastic processes in physics and chemistry (third edition)*. North-Holland Personal Library, Elsevier B.V., 2007.
- [38] D. T. Gillespie. A rigorous derivation of the chemical master equation. *Physica A*, 188(1-3):404–425, 1992.
- [39] M. Hegland, C. Burden, L. Santoso, S. MacNamara, and H. Booth. A solver for the stochastic master equation applied to gene regulatory networks. *Journal of Computational and Applied Mathematics*, 205(2):708–724, 2007.
- [40] A. Ammar, E. Cueto, and F. Chinesta. Reduction of the chemical master equation for gene regulatory networks using proper generalized decompositions. *International Journal for Numerical Methods in Biomedical Engineering*, 28(9):960–973, 2012.
- [41] S. Holtz, T. Rohwedder, and R. Schneider. The alternating linear scheme for tensor optimization in the tensor train format. *SIAM Journal on Scientific Computing*, 34(2):A683–A713, 2012.
- [42] B. N. Khoromskij.  $O(d \log n)$ -quantics approximation of  $n$ -d tensors in high-dimensional numerical modeling. *Constructive Approximation*, 34(2):257–280, 2011.
- [43] H. Meskine, S. Matera, M. Scheffler, K. Reuter, and H. Metiu. Examination of the concept of degree of rate control by first-principles kinetic Monte Carlo simulations. *Surface Science*, 603(10):1724–1730, 2009.
- [44] K. Reuter and M. Scheffler. First-principles kinetic Monte Carlo simulations for heterogeneous catalysis: Application to the CO oxidation at  $\text{RuO}_2(110)$ . *Physical Review B*, 73(4):045433, 2006.
- [45] S. Matera, H. Meskine, and K. Reuter. Adlayer inhomogeneity without lateral interactions: Rationalizing correlation effects in CO oxidation at  $\text{RuO}_2(110)$  with first-principles kinetic Monte Carlo. *Journal of Chemical Physics*, 134(064713), 2011.
- [46] W. Hackbusch. *Tensor spaces and numerical tensor calculus*, volume 42 of *Springer Series in Computational Mathematics*. Springer, 2012.

## A Tensor Notation and Properties

### A.1 Bilinearity of the Tensor Product

The tensor product is a bilinear map, i.e. the following properties hold:

- (i)  $(\mathbf{T}_1 + \mathbf{T}_2) \otimes \mathbf{U} = \mathbf{T}_1 \otimes \mathbf{U} + \mathbf{T}_2 \otimes \mathbf{U}$ ,
- (ii)  $\mathbf{T} \otimes (\mathbf{U}_1 + \mathbf{U}_2) = \mathbf{T} \otimes \mathbf{U}_1 + \mathbf{T} \otimes \mathbf{U}_2$ ,
- (iii)  $(\lambda \cdot \mathbf{T}) \otimes \mathbf{U} = \mathbf{T} \otimes (\lambda \cdot \mathbf{U}_1) = \lambda \cdot (\mathbf{T} \otimes \mathbf{U})$ ,

for  $\mathbf{T}, \mathbf{T}_1, \mathbf{T}_2 \in \mathbb{R}^{m_1 \times \dots \times m_d}$ ,  $\mathbf{U}, \mathbf{U}_1, \mathbf{U}_2 \in \mathbb{R}^{n_1 \times \dots \times n_e}$ , and  $\lambda \in \mathbb{R}$ .

### A.2 Rank-Transposed of a TT-Core

Given TT-cores  $\mathbf{T}^{(i)} \in \mathbb{R}^{r_{i-1} \times n_i \times r_i}$  and  $\mathbf{A}^{(i)} \in \mathbb{R}^{s_{i-1} \times n_i \times s_i}$  with

$$[\mathbf{T}^{(i)}] = \begin{bmatrix} \mathbf{T}_{1, :, 1}^{(i)} & \cdots & \mathbf{T}_{1, :, r_i}^{(i)} \\ \vdots & \ddots & \vdots \\ \mathbf{T}_{r_{i-1}, :, 1}^{(i)} & \cdots & \mathbf{T}_{r_{i-1}, :, r_i}^{(i)} \end{bmatrix}, \quad \text{and} \quad [\mathbf{A}^{(i)}] = \begin{bmatrix} \mathbf{A}_{1, :, 1}^{(i)} & \cdots & \mathbf{A}_{1, :, s_i}^{(i)} \\ \vdots & \ddots & \vdots \\ \mathbf{A}_{s_{i-1}, :, 1}^{(i)} & \cdots & \mathbf{A}_{s_{i-1}, :, s_i}^{(i)} \end{bmatrix},$$

we define the rank-transposed cores  $[\mathbf{T}^{(i)}]^\dagger$  and  $[\mathbf{A}^{(i)}]^\dagger$  as

$$[\mathbf{T}^{(i)}]^\dagger = \begin{bmatrix} \mathbf{T}_{1, :, 1}^{(i)} & \cdots & \mathbf{T}_{r_{i-1}, :, 1}^{(i)} \\ \vdots & \ddots & \vdots \\ \mathbf{T}_{1, :, r_i}^{(i)} & \cdots & \mathbf{T}_{r_{i-1}, :, r_i}^{(i)} \end{bmatrix}, \quad \text{and} \quad [\mathbf{A}^{(i)}]^\dagger = \begin{bmatrix} \mathbf{A}_{1, :, 1}^{(i)} & \cdots & \mathbf{A}_{s_{i-1}, :, 1}^{(i)} \\ \vdots & \ddots & \vdots \\ \mathbf{A}_{1, :, s_i}^{(i)} & \cdots & \mathbf{A}_{s_{i-1}, :, s_i}^{(i)} \end{bmatrix}.$$

Note that the vectors/matrices within the cores are not transposed, only the outer indices of each element are interchanged.

### A.3 Equivalence of the Master Equation Formulations

**Theorem.** For any state  $X = (x_1, \dots, x_d)^T \in \mathcal{S}$ , it holds that

$$\left( \frac{\partial}{\partial t} \mathbf{P}(t) \right)_{x_1, \dots, x_d} = \frac{\partial}{\partial t} P(X, t).$$

*Proof.* Following the definition of the tensor multiplication, see e.g. [46], we can write

$$\begin{aligned} \left( \frac{\partial}{\partial t} \mathbf{P}(t) \right)_{x_1, \dots, x_d} &= \left( \left( \sum_{\mu=1}^M (\mathbf{G}_\mu - \mathbf{I}) \cdot \text{diag}(\mathbf{a}_\mu) \right) \cdot \mathbf{P}(t) \right)_{x_1, \dots, x_d} \\ &= \sum_{\mu=1}^M \sum_{i_1=1}^{n_1} \cdots \sum_{i_d=1}^{n_d} ((\mathbf{G}_\mu - \mathbf{I}) \cdot \text{diag}(\mathbf{a}_\mu))_{x_1, i_1, \dots, x_d, i_d} \cdot (\mathbf{P}(t))_{i_1, \dots, i_d}. \end{aligned}$$

Furthermore, it holds that

$$\begin{aligned} ((\mathbf{G}_\mu - \mathbf{I}) \cdot \text{diag}(\mathbf{a}_\mu))_{x_1, i_1, \dots, x_d, i_d} &= \sum_{j_1=1}^{n_1} \cdots \sum_{j_d=1}^{n_d} (\mathbf{G}_\mu)_{x_1, j_1, \dots, x_d, j_d} \cdot (\text{diag}(\mathbf{a}_\mu))_{j_1, i_1, \dots, j_d, i_d} \\ &\quad - \sum_{j_1=1}^{n_1} \cdots \sum_{j_d=1}^{n_d} (\mathbf{I})_{x_1, j_1, \dots, x_d, j_d} \cdot (\text{diag}(\mathbf{a}_\mu))_{j_1, i_1, \dots, j_d, i_d}. \end{aligned}$$

Considering Definition 4.2 of the shift operators, this results in

$$(\text{diag}(\mathbf{a}_\mu))_{x_1-\xi_\mu(1), i_1, \dots, x_d-\xi_\mu(d), i_d} - (\text{diag}(\mathbf{a}_\mu))_{x_1, i_1, \dots, x_d, i_d}.$$

Just as  $a_\mu(X)$  and  $P(X, t)$  are set to zero if  $X \notin \mathcal{S}$ , we set  $(\text{diag}(\mathbf{a}_\mu))_{x_1-\xi_\mu(1), i_1, \dots, x_d-\xi_\mu(d), i_d} = 0$  if  $x_k - \xi_\mu(k) \notin \{1, \dots, n_i\}$  for a  $k \in \{1, \dots, d\}$ . We do the same for  $(\mathbf{P}(t))_{x_1-\xi_\mu(1), \dots, x_d-\xi_\mu(d)}$ . Due to the construction of  $\text{diag}(\mathbf{a}_\mu)$ , we finally obtain

$$\left( \frac{\partial}{\partial t} \mathbf{P}(t) \right)_{x_1, \dots, x_d} = \sum_{\mu=1}^M a_\mu(X - \xi_\mu) P(X - \xi_\mu, t) - a_\mu(X) P(X, t) = \frac{\partial}{\partial t} P(X, t). \quad \square$$

#### A.4 Little-Endian Convention

Consider the state space  $\mathcal{N} = \{1, \dots, n_1\} \times \{1, \dots, n_2\} \times \dots \times \{1, \dots, n_d\}$ . The multi-index

$$\overline{x_1, \dots, x_d} := \phi_{\mathcal{N}}(x_1, \dots, x_d),$$

for  $X = (x_1, \dots, x_d)^T \in \mathcal{N}$ , is defined by a bijection  $\phi_{\mathcal{N}}$  with

$$\phi_{\mathcal{N}} : \mathcal{N} \rightarrow \{1, \dots, \prod_{i=1}^d n_i\}, \quad X \mapsto \phi_{\mathcal{N}}(X).$$

Using the *little-endian* convention, this bijection is given by

$$\phi(x_1, \dots, x_d) = 1 + (x_1 - 1) + \dots + (x_d - 1) \cdot n_1 \cdot \dots \cdot n_{d-1} = 1 + \sum_{i=1}^d (x_i - 1) \prod_{j=1}^{i-1} n_j.$$

## B Properties of the SLIM-Decomposition

### B.1 Equivalence of SLIM- and Canonical Decomposition

**Theorem B.1.** *The SLIM-decomposition given in (9) corresponds to the canonical decomposition given in (8).*

*Proof.* Consider the first two TT-cores of the SLIM-decomposition, given by

$$[\mathbf{S}_1 \quad \mathbf{L}_1 \quad \mathbf{I}_1 \quad \mathbf{M}_1] \otimes \begin{bmatrix} \mathbf{I}_2 & 0 & 0 & 0 \\ \mathbf{M}_2 & 0 & 0 & 0 \\ \mathbf{S}_2 & \mathbf{L}_2 & \mathbf{I}_2 & 0 \\ 0 & 0 & 0 & \mathbf{J}_2 \end{bmatrix} = \begin{bmatrix} \mathbf{S}_1 \otimes \mathbf{I}_2 + \mathbf{I}_1 \otimes \mathbf{S}_2 + [\mathbf{L}_1] \otimes [\mathbf{M}_2] \\ \mathbf{I}_1 \otimes [\mathbf{L}_2] \\ \mathbf{I}_1 \otimes \mathbf{I}_2 \\ [\mathbf{M}_1] \otimes [\mathbf{J}_2] \end{bmatrix}^\dagger.$$

Successively, we obtain

$$\begin{aligned} \mathbf{A} &= \begin{bmatrix} \mathbf{S}_1 \otimes \mathbf{I}_2 \otimes \dots \otimes \mathbf{I}_{d-1} + \dots + \mathbf{I}_1 \otimes \dots \otimes \mathbf{I}_{d-2} \otimes \mathbf{S}_{d-1} \\ + [\mathbf{L}_1] \otimes [\mathbf{M}_2] \otimes \mathbf{I}_3 \otimes \dots \otimes \mathbf{I}_{d-1} + \dots + \mathbf{I}_1 \otimes \dots \otimes \mathbf{I}_{d-3} \otimes [\mathbf{L}_{d-2}] \otimes [\mathbf{M}_{d-1}] \\ \mathbf{I}_1 \otimes \dots \otimes \mathbf{I}_{d-2} \otimes [\mathbf{L}_{d-1}] \\ \mathbf{I}_1 \otimes \dots \otimes \mathbf{I}_{d-1} \\ [\mathbf{M}_1] \otimes [\mathbf{J}_2] \otimes \dots \otimes [\mathbf{J}_{d-1}] \end{bmatrix}^\dagger \otimes \begin{bmatrix} \mathbf{I}_d \\ \mathbf{M}_d \\ \mathbf{S}_d \\ \mathbf{L}_d \end{bmatrix} \\ &= \mathbf{S}_1 \otimes \mathbf{I}_2 \otimes \dots \otimes \mathbf{I}_d + \dots + \mathbf{I}_1 \otimes \dots \otimes \mathbf{I}_{d-1} \otimes \mathbf{S}_d \\ &\quad + [\mathbf{L}_1] \otimes [\mathbf{M}_2] \otimes \mathbf{I}_3 \otimes \dots \otimes \mathbf{I}_d + \dots + \mathbf{I}_1 \otimes \dots \otimes \mathbf{I}_{d-2} \otimes [\mathbf{L}_{d-1}] \otimes [\mathbf{M}_d] \\ &\quad + [\mathbf{M}_1] \otimes [\mathbf{J}_2] \otimes \dots \otimes [\mathbf{J}_{d-1}] \otimes [\mathbf{L}_d], \end{aligned}$$

which is exactly the same expression as (8). □



## B.2 Storage Consumption of the SLIM-Decomposition

**Theorem B.2.** *The storage consumption in the sparse format of the SLIM-decomposition for cyclic, heterogeneous NNISs as given in (9) is*

$$O\left(\sum_{i=1}^d(\beta_{i-1} + \beta_i + 1)n_i^2 + \sum_{i=2}^{d-1}(\beta_d + 2)n_i + n_1 + n_d\right),$$

with  $\beta_0 = \beta_d$ .

*Proof.* We assume the matrices of the core elements  $\mathbf{S}_i$ ,  $\mathbf{L}_i$ , and  $\mathbf{M}_i$ ,  $i = 1, \dots, d$ , to be dense, i.e. the storage consumption of a single matrix is then estimated as  $O(n_i^2)$ . For the components  $\mathbf{I}_i$ , we obtain  $O(n_i)$  since  $\mathbf{I}_i = I \in \mathbb{R}^{n_i \times n_i}$  has only  $n_i$  entries. Furthermore, we can analogously estimate the storage of  $\mathbf{J}_i$  as  $O(\beta_d \cdot n_i)$ . Thus, we have the following storage estimates for the different TT-cores.

$$\begin{aligned} \mathbf{A}^{(1)} & : O((\beta_d + \beta_1 + 1)n_1^2 + n_1), \\ \mathbf{A}^{(i)}, 2 \leq i \leq d-1 & : O((\beta_{i-1} + \beta_i + 1)n_i^2 + (2 + \beta_d)n_i), \\ \mathbf{A}^{(d)} & : O((\beta_{d-1} + \beta_d + 1)n_d^2 + n_d). \end{aligned}$$

Summation over all cores concludes the proof. □