

Revisiting Distributionally Robust Supervised Learning in Classification

Weihua Hu^{1,2} Gang Niu^{1,2} Issei Sato^{1,2} Masashi Sugiyama^{2,1}

Abstract

Distributionally Robust Supervised Learning (DRSL) is necessary for building reliable machine learning systems. When machine learning is deployed in the real world, its performance can be significantly degraded because test data may follow a different distribution from training data. Previous DRSL minimizes the loss for the worst-case test distribution. However, our theoretical analyses show that the previous DRSL essentially reduces to ordinary empirical risk minimization in a classification scenario. This implies that the previous DRSL ends up learning classifiers exactly for the given *training data* even though it is designed to be robust to distribution shift from the training dataset. In order to learn practically useful robust classifiers, our theoretical analyses motivate us to *structurally* constrain the distribution shift considered by DRSL. To this end, we propose novel DRSL which can incorporate the structural assumptions on distribution shift and that can learn useful robust decision boundaries based on the assumptions. We derive efficient gradient-based optimization algorithms and establish the convergence rate of the model parameter as well as the order of the estimation error for our DRSL. The effectiveness of our DRSL is demonstrated through experiments.

1. Introduction

Supervised learning has been successful in many application fields. The vast majority of supervised learning research falls into the Empirical Risk Minimization (ERM) framework (Vapnik, 1998) that assumes a test distribution to be the same as a training distribution. However, such an assumption can be easily contradicted in real-world applications due to sample selection bias or non-stationarity of the environment (Quionero-Candela et al., 2009). Once the distribution shift occurs, the performance of the traditional

machine learning techniques can be significantly degraded. This makes the traditional techniques unreliable for practitioners to use in the real world.

Distributionally Robust Supervised Learning (DRSL) (Bagnell, 2005; Ben-Tal et al., 2009; Wen et al., 2014; Duchi et al., 2016; Namkoong and Duchi, 2016; Globerson and Roweis, 2006; Liu and Ziebart, 2014; Chen et al., 2016) obtains prediction functions that are explicitly robust to distribution shift. More specifically, DRSL considers a minimax game between a learner and an adversary: the adversary first shifts the test distribution from the training distribution within a specified range so as to maximize the expected loss w.r.t. the test distribution. The learner then minimizes the adversarial expected loss.

DRSL with f -divergences (Bagnell, 2005; Ben-Tal et al., 2009; Duchi et al., 2016; Namkoong and Duchi, 2016) is particularly well-studied and takes into account all possible test distributions within a specified range from a training distribution measured by an f -divergence. However, the behavior of the previous DRSL is not well-understood in a classification scenario.

The goal of this paper is to provide better theoretical understandings of the previous DRSL (Bagnell, 2005; Ben-Tal et al., 2009; Duchi et al., 2016; Namkoong and Duchi, 2016) in the classification scenario by relating DRSL to ERM. We then propose novel DRSL based on our theoretical insight. Our contributions are four folds.

1. We show a series of theoretical analyses suggesting that the previous DRSL is essentially equivalent to ordinary ERM (Theorems 1, 2 and 3). This implies that the previous DRSL results in learning classification boundaries for the *training distribution* even though it is designed to be robust to change from the training distribution.
2. To learn practically useful robust classifiers, our theoretical analyses motivate us to *structurally* constrain the distribution shift considered by DRSL. To this end, we propose novel DRSL which allows its users to easily incorporate their structural assumptions and that can learn robust classifiers based on the assumptions.
3. We derive efficient gradient-based learning algorithms that add negligible computational overheads to ordinary ERM.

¹University of Tokyo, Japan ²RIKEN, Tokyo, Japan. Correspondence to: Weihua Hu <hu@ms.k.u-tokyo.ac.jp>.

4. We establish the convergence rate of the model parameter as well as the order of the estimation error for our DRSL.

Related Work: Most existing researches on covariate shift adaptation involve estimating the density ratio by using both training and test data (Sugiyama and Kawanabe, 2012). The estimated density ratio is then used to reweight the training data to provide an unbiased estimate of the risk (Shimodaira, 2000; Quionero-Candela et al., 2009). On the other hand, DRSL assumes that test data are not provided at training time and tries to be robust to potential distribution shift.

Besides the DRSL with f -divergences, DRSL by Globerson and Roweis (2006) learns a classifier robust to deletion of a subset of features, while DRSL by Liu and Ziebart (2014) learns a classifier robust to unknown properties of the conditional label distribution, which was then extended by Chen et al. (2016) into a regression setting.

2. Review of ERM and DRSL

In this section, we first review the ordinary ERM framework. Then, we explain a general formulation of distributionally robust supervised learning (DRSL) and review the previous DRSL with f -divergences (Bagnell, 2005; Ben-Tal et al., 2009; Duchi et al., 2016; Namkoong and Duchi, 2016).

Suppose training samples, $\{(x_1, y_1), \dots, (x_N, y_N)\} \equiv \mathcal{D}$, are drawn i.i.d. from an unknown training distribution over $\mathcal{X} \times \mathcal{Y}$ with density $p(x, y)$, where $\mathcal{X} \subset \mathbb{R}^d$ and \mathcal{Y} is an output domain. Let $g_\theta : \mathcal{X} \rightarrow \mathcal{Y}$ be a prediction function with parameter θ , and let $\ell(\hat{y}, y)$ be a loss between y and its prediction \hat{y} . Assume $\ell(\hat{y}, y)$ is of class C^1 w.r.t. \hat{y} .

ERM: The objective of the risk minimization (RM) is

$$\min_{\theta} \mathbb{E}_{p(x,y)}[\ell(g_\theta(x), y)]. \quad (1)$$

In ERM, we approximate Eq. (1) by training data \mathcal{D} :

$$\min_{\theta} \frac{1}{N} \sum_{i=1}^N \ell(g_\theta(x_i), y_i) + \lambda \Omega(\theta), \quad (2)$$

where we add regularization term $\Omega(\theta)$. $\lambda > 0$ is a trade-off hyper-parameter. In the following, we will denote the risk in Eq. (1) as $\mathcal{R}(\theta)$ and the empirical risk in Eq. (2) as $\hat{\mathcal{R}}(\theta)$.

General Formulation of DRSL: In ordinary ERM, the test distribution is assumed to be the same as the training distribution, which does not often hold in practice. DRSL explicitly considers the distribution shift scenario, where test density $q(x, y)$ is different from training density $p(x, y)$. Let \mathcal{Q}_p be an uncertainty set for test distributions.

In DRSL, the learning objective is to minimize the risk $\mathbb{E}_{q(x,y)}[\ell(g_\theta(x), y)]$ w.r.t. the most adversarial test distribution q in uncertainty set \mathcal{Q}_p :

$$\min_{\theta} \sup_{q \in \mathcal{Q}_p} \mathbb{E}_{q(x,y)}[\ell(g_\theta(x), y)]. \quad (3)$$

DRSL with f -divergences: Bagnell (2005), Ben-Tal et al. (2009), Duchi et al. (2016), and Namkoong and Duchi (2016) consider the uncertainty set as $\mathcal{Q}_p = \{q \mid D_f[q \parallel p] \leq \delta\}$, where D_f is an f -divergence defined as $D_f[q \parallel p] \equiv \mathbb{E}_p[f(q/p)]$ and $f(\cdot)$ is a convex function with $f(1) = 0$. The scaler, $\delta \geq 0$, controls the degree of the distribution shift. Let $r(x, y) \equiv q(x, y)/p(x, y)$. Then, the objective of DRSL with f -divergences can be rewritten as

$$\min_{\theta} \sup_{r \in \mathcal{U}_f} \mathbb{E}_{p(x,y)}[r(x, y) \ell(g_\theta(x), y)], \quad (4)$$

$$\mathcal{U}_f \equiv \{r(x, y) \mid \mathbb{E}_{p(x,y)}[f(r(x, y))] \leq \delta,$$

$$\mathbb{E}_{p(x,y)}[r(x, y)] = 1, \\ r(x, y) \geq 0, \forall (x, y) \in \mathcal{X} \times \mathcal{Y}\}. \quad (5)$$

In Eq. (4), the density ratio, $r(x, y)$, can be considered as the weight put by the adversary on the loss of labeled data (x, y) . Then, Eq. (4) can be regarded as a minimax game between the learner and the adversary. In the game, the adversary first reweights the losses so as to maximize the total loss. The learner then minimizes the cost-sensitive risk. In the rest of the paper, we will call the minimization objective of Eq. (4) the *adversarial risk* and denote it by $\mathcal{R}_{\text{adv}}(\theta)$. Correspondingly, we will call Eq. (4) the *adversarial risk minimization* (ARM).

For notational convenience, let us denote $\ell(g_\theta(x_i), y_i)$ by $\ell_i(\theta)$. Also, let $\mathbf{r} \equiv (r_1, \dots, r_N)$ be a vector of density ratios evaluated at training data points, i.e., $r_i \equiv r(x_i, y_i)$ for $1 \leq i \leq N$. Bagnell (2005) empirically approximated the minimization objective in Eq. (4) and the uncertainty set in Eq. (5) as

$$\min_{\theta} \sup_{\mathbf{r} \in \hat{\mathcal{U}}_f} \frac{1}{N} \sum_{i=1}^N r_i \ell_i(\theta) + \lambda \Omega(\theta), \quad (6)$$

$$\hat{\mathcal{U}}_f = \left\{ \mathbf{r} \mid \frac{1}{N} \sum_{i=1}^N f(r_i) \leq \delta, \frac{1}{N} \sum_{i=1}^N r_i = 1, \mathbf{r} \geq 0 \right\}, \quad (7)$$

where the inequality constraint for a vector is applied in an element-wise fashion. Equation (6) can again be regarded as a minimax game between the learner and the adversary. We will call the minimizing objective of Eq. (6) without the regularization term the *adversarial empirical risk* and denote it by $\hat{\mathcal{R}}_{\text{adv}}(\theta)$. Correspondingly, we will call Eq. (6) the *adversarial empirical risk minimization* (AERM).

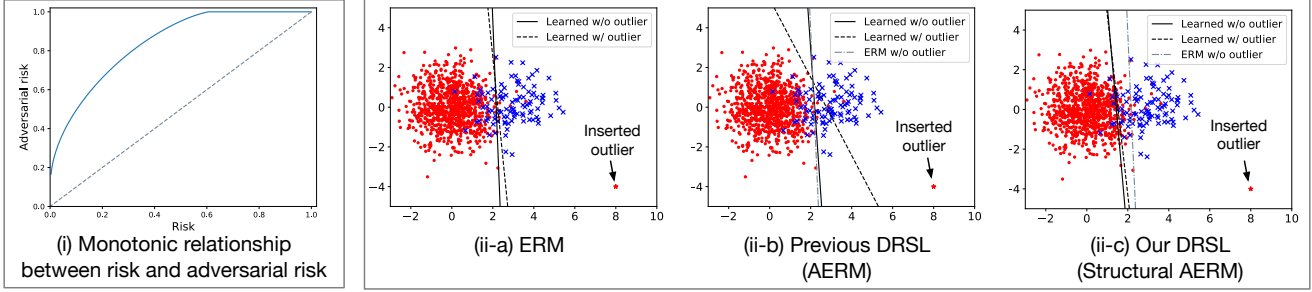


Figure 1: **Left panel:** The monotonic relationship between the risk and the adversarial risk, when the 0-1 loss is used. **Right panel:** Illustration of binary classifications with (ii-a) ordinary ERM, (ii-b) DRSL with f -divergences and (ii-c) our DRSL that assumes class-level distribution shift (see Section 4 for the detail). For all the methods, the logistic loss was used and linear decision boundaries were learned. The results when an outlier was inserted were also plotted. Data points from each class were generated from a Gaussian distribution, and the right-hand class is the minority class at the training stage. Refer to Appendix D for the detailed setting.

3. Analysis of DRSL with f -divergences in classification

We now show a series of results suggesting the equivalence between ARM (resp. AERM) and ordinary RM (resp. ERM) in a classification scenario.

Setting: In the binary classification, the prediction function is $g_\theta(\cdot) : x \mapsto \hat{y} \in \mathbb{R}$. In the K -way multi-class classification, the prediction function is $g_\theta(\cdot) : x \mapsto \hat{\mathbf{y}} \in \mathbb{R}^K$. The goal of classification is to learn the prediction function that minimizes the mis-classification rate w.r.t. the test distribution. The mis-classification rate corresponds to the use of the 0-1 loss, i.e., $\ell(\hat{y}, y) \equiv \mathbf{1}\{\text{sign}(\hat{y}) \neq y\}$ for binary classification, and $\ell(\hat{\mathbf{y}}, y) \equiv \mathbf{1}\{\arg\max_k \hat{y}_k \neq y\}$ for multi-class classification, where $\mathbf{1}\{\cdot\}$ is the indicator function.

The 0-1 loss case: Theorem 1 establishes the non-trivial relationship between the adversarial risk and the ordinary risk when the 0-1 loss is used.

Theorem 1. *Let $\ell(\hat{y}, y)$ be the 0-1 loss. Then, there is a monotonic relationship between the adversarial risk, $\mathcal{R}_{\text{adv}}(\theta)$, and the ordinary risk, $\mathcal{R}(\theta)$, in the sense that for any pair of parameters θ_1 and θ_2 , the followings hold.*

If $\mathcal{R}_{\text{adv}}(\theta_1) < 1$, then

$$\mathcal{R}_{\text{adv}}(\theta_1) < \mathcal{R}_{\text{adv}}(\theta_2) \iff \mathcal{R}(\theta_1) < \mathcal{R}(\theta_2). \quad (8)$$

If $\mathcal{R}_{\text{adv}}(\theta_1) = 1$, then

$$\mathcal{R}(\theta_1) \leq \mathcal{R}(\theta_2) \implies \mathcal{R}_{\text{adv}}(\theta_2) = 1. \quad (9)$$

The same monotonic relationship also holds between their empirical approximations: $\hat{\mathcal{R}}_{\text{adv}}(\theta)$ and $\hat{\mathcal{R}}(\theta)$.

The monotonic relationship is illustrated in Figure 1 (i). The key in proving Theorem 1 is that the adversary of ARM can reweight the losses via $r(\cdot, \cdot)$ in an (x, y) -wise manner, meaning that the values of $r(\cdot, \cdot)$ are not tied together for different (x, y) as long as $r(\cdot, \cdot) \in \mathcal{U}_f$. Consequently, the adversary simply assigns a larger $r(x, y)$ to (x, y) with larger $\ell(g_\theta(x), y)$. This fact combined with the fact that the loss only takes either 0 or 1 leads to Theorem 1. See Appendix A for the detailed proof.

Theorem 1 shows a rather surprising result that when the 0-1 loss is used, the risk and the adversarial risk are essentially equivalent as the minimization objective – minimization of one objective results in the minimization of another objective. In practice, the 0-1 loss is hard to be optimized directly. Nonetheless, we can use the 0-1 loss in the *validation stage* for choosing hyper-parameters such as λ . Theorem 1 indicates that if we select the hyper-parameter according to the adversarial with the 0-1 loss, we will end up choosing the hyper-parameter with the minimum mis-classification rate w.r.t. the *training distribution*.

The surrogate loss case: We now turn our focus on the training stage and consider the use of the surrogate loss. In particular, we consider the *classification calibrated surrogate loss* (Bartlett et al., 2006; Tewari and Bartlett, 2007), which is widely used in practice and includes the logistic loss for binary classification and the cross-entropy loss for multi-class classification. It is well-known that when we use the classification-calibrated surrogate loss, ordinary RM is able to learn the Bayes optimal classifier if the Bayes optimal classifier is contained in the hypothesis class (Bartlett et al., 2006; Tewari and Bartlett, 2007). Theorem 2 shows a surprising fact that the same property also holds for ARM.

Theorem 2. Let $\ell(\hat{y}, y)$ be the classification-calibrated loss. Assume that the hypothesis class contains the Bayes optimal classifier for training density $p(x, y)$. Then, ARM learns the Bayes optimal classifier for $p(x, y)$.

See Appendix B for the proof. The proof is again built on the fact that the adversary of ARM can reweight the losses in an (x, y) -wise manner. Theorem 2 indicates that ARM, similarly to RM, ends up learning the optimal decision boundary for the *training* distribution, if the model is correctly specified. Even though the assumptions made are strong (an infinite number of training data and no model mis-specification), Theorem 2 establishes the non-trivial theoretical connection between the ordinary RM and the ARM, highlighting the asymptotic behavior of the AERM.

Of course, in practice, we only have a finite amount of training data and the model may be mis-specified. Theorem 3 focuses on binary classification and provides an analysis for the practical scenario.

Theorem 3. Consider binary classification and let $\ell(\hat{y}, y)$ be convex in \hat{y} . Also, let $g_\theta(x)$ be linear in θ and $\Omega(\theta)$ is strongly convex in θ . Then, regularized AERM w.r.t. θ (Eq. (6)) is strongly convex in θ . Also, there exists a steeper loss, $\ell_{\text{DRSL}}(\hat{y}, y)$, such that the unique optimum solution of the regularized AERM coincides with that of the regularized ERM using $\ell_{\text{DRSL}}(\hat{y}, y)$:

$$\min_{\theta} \frac{1}{N} \sum_{i=1}^N \ell_{\text{DRSL}}(g_\theta(x_i), y_i) + \lambda \Omega(\theta), \quad (10)$$

where, $\ell_{\text{DRSL}}(\hat{y}, y)$ is steeper than $\ell(\hat{y}, y)$ in the sense that $\left(\frac{\partial \ell_{\text{DRSL}}(\hat{y}, y)}{\partial \hat{y}} \right) / \left(\frac{\partial \ell(\hat{y}, y)}{\partial \hat{y}} \right)$ is a non-decreasing function of $\ell(\hat{y}, y)$.

The proof outline is as follows. We first construct a new loss function, $\ell_{\text{DRSL}}(\hat{y}, y)$, such that $\ell_{\text{DRSL}}(g_\theta(x_i), y_i) = r_i^* \ell(g_\theta(x_i), y_i)$ holds for $1 \leq i \leq N$, where r_i^* 's are the adversarial weights evaluated at the solution of AERM. By using Danskin's theorem (Danskin, 1966), we can show that the solution of ERM using $\ell_{\text{DRSL}}(\hat{y}, y)$ coincides with the solution of AERM using $\ell(\hat{y}, y)$. Furthermore, as shown in Eq. (6), the adversary of AERM reweights the losses using r in a *sample-wise* manner. As a result, the adversary simply assigns larger weights to data points with larger losses. Because of this, the newly constructed loss function, $\ell_{\text{DRSL}}(\hat{y}, y)$, is steeper than the original loss function, $\ell(\hat{y}, y)$. See Appendix C for the formal proof.

We note that $\ell_{\text{DRSL}}(\hat{y}, y)$ in the proof is constructed *after* AERM is exactly solved; hence, the exact form of $\ell_{\text{DRSL}}(\hat{y}, y)$ is in general unknown beforehand. Nonetheless, Theorem 3 highlights the following theoretical properties of AERM. First, Theorem 3 indicates that AERM using a convex surrogate loss reduces to ordinary ERM us-

ing a *steeper* convex surrogate loss. The steeper loss is also classification-calibrated if the original loss is classification-calibrated. Second, Theorem 3 shows that AERM is more sensitive to outliers because it uses the steeper loss function.

Illustration of Theorems 2 and 3: The claims of Theorems 2 and 3 are illustrated in Figure 1 (ii-b) using a simple toy dataset. We note that the class-conditionals were Gaussian in the toy dataset; hence, the linear model was correctly-specified. We see from Figure 1 (ii-b) that the previous DRSL learned a similar decision boundary as ordinary ERM did, which verifies the claim of Theorem 2. Comparing the dotted lines in Figures 1 (ii-a) and (ii-b), we also see that the previous DRSL is more sensitive to the inserted outlier, which coincides with the claim of Theorem 3.

In summary, Theorems 1, 2 and 3 together imply that ARM (resp. AERM), similarly to ordinary RM (resp. ERM), still ends up learning decision boundaries for the *training* distribution even though it is designed to be robust to distribution shift from training distribution.

4. DRSL with Latent Prior Probability Change

Theoretical motivation: Why do ARM and AERM (the previous DRSL) reduce to ordinary RM and ERM in Theorems 1, 2 and 3? Our proofs of the theorems are crucially built on the fact that the adversary of ARM (resp. AERM) can reweight the losses through $r(\cdot, \cdot)$ in the (x, y) -wise (resp. sample-wise) manner. Without any structural constraints to tie the value of $r(\cdot, \cdot)$ for different (x, y) , Theorems 1, 2 and 3 always hold and we cannot learn practically useful robust classifiers. To overcome this problem, our theoretical analyses motivate us to structurally constrain $r(\cdot, \cdot)$, or equivalently, to impose structural assumptions on the distribution shift. To this end, in this section, we propose novel DRSL that can incorporate the structural assumptions and learn robust classifiers based on the assumptions.

Practical considerations: There may be various ways to incorporate structural assumptions on potential distribution shift considered by DRSL. The question is: what is the desirable class of structural assumptions to adopt in DRSL? In practice, a class of structural assumptions with the following properties is preferred.

1. Within the class, users of DRSL can easily and intuitively model their distribution shift assumptions.
2. Efficient learning algorithms can be derived.

To this end, we adopt the *latent prior probability change assumption* (Storkey and Sugiyama, 2007) that satisfies both of the properties. We introduce a latent variable $z \in \mathcal{Z} \equiv \{1, \dots, S\}$, which we call a *latent category*. The latent prior probability change assumes

$$p(x, y|z) = q(x, y|z), \quad q(z) \neq p(z), \quad (11)$$

where p and q is the training and test distributions, respectively.

The intuition behind the assumption is as follows. We assume a two-level *hierarchical* data-generation process: we first sample latent category z from the prior and then sample actual data (x, y) from the conditional. We then assume that the distribution changes only at the latent category level, leaving the conditionals intact. Letting $z = y$, we have the class-prior change assumption (Saerens et al., 2002) as a special case. Similarly, we can also let z to be more refined categories such as sub-categories (Ristin et al., 2015). This reduces to the assumption that only the sub-category prior changes but the sub-category conditionals remain the same. Later in this section, we will see in more detail how users of our DRS� may specify the latent categories.

Objective function of our DRS�: With the latent prior probability change in Eq. (11), the uncertainty set for a test distribution in our DRS� becomes

$$\mathcal{Q}_p = \{q(x, y, z) \mid D_f[q(x, y, z) \parallel p(x, y, z)] \leq \delta, \\ q(x, y|z) = p(x, y|z)\}. \quad (12)$$

Then, corresponding to Eq. (3), the objective of our DRS� can be written as

$$\min_{\theta} \sup_{w \in \mathcal{W}_f} \mathbb{E}_{p(x, y, z)} [w(z) \ell(g_{\theta}(x), y)], \quad (13) \\ \mathcal{W}_f \equiv \left\{ w(z) \mid \sum_{z \in \mathcal{Z}} p(z) f(w(z)) \leq \delta, \right. \\ \left. \sum_{z \in \mathcal{Z}} p(z) w(z) = 1, w(z) \geq 0, \forall z \in \mathcal{Z} \right\}, \quad (14)$$

where $w(z) \equiv q(z)/p(z) = q(x, y, z)/p(x, y, z)$ because of $q(x, y|z) = p(x, y|z)$. We will call the minimization objective of Eq. (13) the *structural adversarial risk* and denote it by $\mathcal{R}_{s\text{-adv}}(\theta)$. Correspondingly, we will call our DRS� in Eq. (13) the *structural adversarial risk minimization* (structural ARM) in the following.

Decomposition of structural adversarial risk: To better understand the property of the structural adversarial

risk, we consider a condition where the Pearson (PE) divergence is used and δ is not so large. Under this condition, we can decompose the structural adversarial risk as (refer to Appendix E for the derivation)

$$\mathcal{R}_{s\text{-adv}}(\theta) = \mathcal{R}(\theta) + \sqrt{\delta} \cdot \sqrt{\sum_{z \in \mathcal{Z}} p(z) (\mathcal{R}_z(\theta) - \mathcal{R}(\theta))^2}, \quad (15)$$

where $\mathcal{R}(\theta)$ is the ordinary risk and $\mathcal{R}_z(\theta) (\equiv \mathbb{E}_{p(x, y|z)} [\ell(g_{\theta}(x), y)])$, $z \in \mathcal{Z}$, is the risk of latent category z . The second term of the right-hand side of Eq. (15) is the variance among the risks of the latent categories, which corresponds to the sensitivity of the classifier to the distribution shift that occurs at the latent category level. The smaller the variance is, the less sensitive the learned function is to the distribution shift. Hence, minimizing the structural adversarial risk amounts to simultaneously minimizing the two different objectives: (1) the ordinary risk and (2) the sensitivity to the specified distribution shift. Analogous arguments also hold when other f -divergences are used.

Empirical approximation of the objective:

Suppose we are given training data $\mathcal{D}' \equiv \{(x_1, y_1, z_1), \dots, (x_N, y_N, z_N)\}$ drawn from $p(x, y, z)$. For $1 \leq s \leq S$, define $\mathcal{G}_s \equiv \{i \mid z_i = s, 1 \leq i \leq N\}$, which is a set of data points belonging to latent category s . In our DRS�, users are responsible for specifying the groupings of data points, $\{\mathcal{G}_s\}_{s=1}^S$. Intuitively, data points in the same group are assumed to be *shifted together* in the future distribution shift. Later in this section, we describe how users of our DRS� can specify the groupings in practice.

For notational convenience, let $w_s \equiv w(s)$, $1 \leq s \leq S$, and define $\mathbf{w} \equiv (w_1, \dots, w_S)$. Using \mathcal{D}' , Eqs. (13) and (14) can be empirically approximated as follows.

$$\min_{\theta} \sup_{\mathbf{w} \in \widehat{\mathcal{W}}_f} \underbrace{\frac{1}{N} \sum_{s=1}^S n_s w_s \bar{\ell}_s(\theta)}_{\equiv \widehat{\mathcal{R}}(\mathbf{w}, \theta)} + \lambda \Omega(\theta), \quad (16)$$

$$\widehat{\mathcal{W}}_f = \left\{ \mathbf{w} \in \mathbb{R}^S \mid \frac{1}{N} \sum_{s=1}^S n_s f(w_s) \leq \delta, \right. \\ \left. \frac{1}{N} \sum_{s=1}^S n_s w_s = 1, \mathbf{w} \geq 0 \right\}, \quad (17)$$

where n_s is the cardinality of \mathcal{G}_s , and $\bar{\ell}_s(\theta) (\equiv \frac{1}{n_s} \sum_{i \in \mathcal{G}_s} \ell_i(\theta))$ is the average loss of all data points in \mathcal{G}_s .

We will call the minimization objective of Eq. (16) without the regularization the *structural adversarial empirical*

risk and denote it by $\widehat{\mathcal{R}}_{s\text{-adv}}(\theta)$. Correspondingly, we will call Eq. (16) the *structural adversarial empirical risk minimization* (structural AERM).

It is worth noting that in Eq. (16), the same weight w_s is shared within the same group \mathcal{G}_s . Hence, the adversary in structural AERM is only allowed to reweight the losses in a *group-wise* manner rather than in the *sample-wise* manner as done by AERM in Eq. (6). Because of this constraint, Theorem 3 no longer holds and we can learn more meaningful robust classifiers for the specified distribution shift.

Incorporating structural assumptions through groupings: In Eq. (16), we see that data points in the same group \mathcal{G}_s share the same weight w_s and hence, are assumed to be *shifted together* in the future distribution shift. With this intuition, users of our DRSL can make each group corresponded to, for example,

- **A class label.** This is equivalent to class-prior shift assumption (Saerens et al., 2002).
- **A sub-category label** (Ristin et al., 2015), which is a refined category of a class label. For example, a ‘flu’ category contains three refined sub-categories: types A, B and C flu.

Users of our DRSL may also utilize meta-information of data to specify the groupings of data. The meta-information includes conditions in which data are collected (e.g., time and places) and the identity of agents that collected data (e.g., robots). The intuition is that data samples collected in similar situations are likely to be shifted together in the future distribution shift; hence, users may put these samples into the same group.

What are the effective groupings of data for structural AERM? Intuitively, the coarser the groupings are, the stronger the assumption on the future distribution shift is and the less powerful the adversary becomes. Consequently, the learner is expected to learn more meaningful solutions than just pessimistic ones. Hence, in structural AERM, it is important for users of our DRSL to specify the coarsest groupings they can make.

Illustration: Our DRSL (structural AERM) is illustrated in Figure 1 (ii-c) using the toy dataset. We first see from in Figures 1 (ii-a) and (ii-b) that the classifiers learned by ERM and AERM performed well on the left-hand class (98% accuracy) but performed significantly poorly on the right-hand class (80% accuracy). Consequently, the classification accuracy will significantly deteriorate if more data points come from the right-hand class at the test stage. Our DRSL in (ii-c), on the other hand, prevented such deterioration by shifting the decision boundary to the left. As a result, the learned classifier performed well on both classes (94% accuracy), being robust to distribution shift at the *class-level*.

By comparing the dotted lines in Figures 1 (ii-b) and (ii-c), we also observe that our DRSL is less sensitive to the outlier than the previous DRSL is. This result can be intuitively understood as follows: the adversary in our DRSL (structural AERM) can reweight the losses only in the *group-wise* manner and cannot concentrate large weights on a few data points with large losses, i.e., outliers. Consequently, structural AERM is less sensitive to outliers compared to the original AERM.

5. Efficient Learning Algorithms

In this section, we derive efficient learning algorithms for structural AERM. We see that its objective, $\widehat{\mathcal{R}}_{s\text{-adv}}(\theta)$, is convex in θ if $\ell(g_\theta(x), y)$ is convex in θ because we are taking the supremum over a set of convex functions (Boyd and Vandenberghe, 2004). Hence, we can always find the global optimum by a gradient-based optimization algorithm.

Thanks to Danskin’s theorem (Danskin, 1966), we can compute the gradient $\nabla_\theta \widehat{\mathcal{R}}_{s\text{-adv}}(\theta)$ as

$$\nabla_\theta \widehat{\mathcal{R}}_{s\text{-adv}}(\theta) = \frac{1}{N} \sum_{s=1}^S n_s w_s^* \nabla_\theta \overline{\ell}_s(\theta), \quad (18)$$

where $\mathbf{w}^* = (w_1^*, \dots, w_S^*)$ are adversarial weights:

$$\mathbf{w}^* = \arg \sup_{\mathbf{w} \in \widehat{\mathcal{W}}_f} \widehat{\mathcal{R}}(\mathbf{w}, \theta). \quad (19)$$

In the following, we show that Eq. (19) can be solved very efficiently for two well-known instances of f -divergences.

Kullback-Leibler (KL) Divergence: For the KL divergence, $f(x) = x \log x$, and the solution of Eq. (19) is obtained as

$$w_s^* = \frac{N}{Z(\gamma)} \cdot \exp\left(\frac{\overline{\ell}_s(\theta)}{\gamma}\right), \quad 1 \leq s \leq S, \quad (20)$$

where γ is a scalar such that the first constraint of $\widehat{\mathcal{W}}_f$ holds with equality, and $Z(\gamma) \equiv \sum_{s=1}^S n_s \cdot \exp(\overline{\ell}_s(\theta)/\gamma)$ is a normalizing constant in order to satisfy the second constraint of $\widehat{\mathcal{W}}_f$. To compute γ , we can perform a binary search on γ to satisfy the first constraint of $\widehat{\mathcal{W}}_f$.

PE Divergence: For the PE divergence, $f(x) = (x - 1)^2$. Empirically, we found the inequality constraint $\mathbf{w} \geq 0$ of $\widehat{\mathcal{W}}_f$ is satisfied for small δ . Dropping the inequality, the solution of Eq. (19) is simple:

$$\mathbf{w}^* = \sqrt{\frac{N\delta}{\sum_{s=1}^S n_s v_s^2}} \mathbf{v} + \mathbf{1}_S, \quad (21)$$

where $\mathbf{1}_S$ is an S -dimensional vector with all the elements equal to 1. \mathbf{v} is an S -dimensional vector such that $v_s = \bar{\ell}_s(\theta) - (1/N) \cdot \sum_{s=1}^S n_s \bar{\ell}_s(\theta)$, $1 \leq s \leq S$.

Computational Complexity: The time complexity for solving Eq. (19) is: $\mathcal{O}(mS)$ for the KL divergence and $\mathcal{O}(S)$ for the PE divergence, where m is the number of the binary search iterations to compute γ in Eq. (20). Solving Eq. (19) therefore adds negligible computational overheads to computing $\nabla \ell_i(\theta)$ and $\ell_i(\theta)$ for $1 \leq i \leq N$, which for example requires $\mathcal{O}(Nb)$ -time for a b -dimensional linear-in-parameter model. Hence, a batch update for structural AERM in Eq. (18) enjoys nearly the same order of efficiency as that for ordinary ERM.

Wen et al. (2014) also proposed DRSL with structural assumptions on the distribution shift¹, though without theoretical motivation. They also solved the optimization problem by gradient descent. However, at each iteration, the adversary needs to solve a linear program (LP) of size N with N constraints. The computational complexity for this is $\mathcal{O}(N^3)$ (Boyd and Vandenberghe, 2004) which adds a huge computational overhead for large data size N .

6. Convergence Rate and Estimation Error

We establish the convergence rate of the model parameter and the order of the estimation error for structural AERM in terms of the number of training data points N . Due to the limited space, we only present an informal statement here. The formal statement can be found in Appendix H and its proof can be found in Appendix I.

Theorem 4 (Convergence rate and estimation error, informal statement). *Let θ^* be the solution of structural ARM, and let $\hat{\theta}_N$ be the solution of structural AERM given training data of size N . Assume $g_\theta(x)$ is linear in θ . Under mild conditions (which are satisfied by the KL and PE divergences and the softmax cross-entropy loss), as $N \rightarrow \infty$, we have $\|\hat{\theta}_N - \theta^*\|_2 = \mathcal{O}(N^{-1/4})$ and consequently, $\|\mathcal{R}_{\text{s-adv}}(\hat{\theta}_N) - \mathcal{R}_{\text{s-adv}}(\theta^*)\|_2 = \mathcal{O}(N^{-1/4})$.*

Notice that the convergence rate of $\hat{\theta}_N$ to θ^* is not the optimal parametric rate $\mathcal{O}(N^{-1/2})$. This is because the maximization of $\hat{\mathcal{R}}(\mathbf{w}, \theta)$ w.r.t. \mathbf{w} in Eq. (16) converges in $\mathcal{O}(N^{-1/4})$ that slows down the entire convergence rate. Theorem 4 applies to any f -divergence where $f(t)$ is non-linear in t , while knowing which f -divergence is used may provide much more information and the convergence rate may be improved to the optimal parametric rate.

To the best of our knowledge, Theorem 4 and its proof technique are novel. For minimax problems, the distribution-free regret is usually considered (Namkoong and Duchi,

2016) instead of the estimation error that heavily depends on $p(x, y, z)$. Nevertheless, the optimally worst $w(z)$ depends on $p(x, y, z)$ and is not distribution-free. Hence, structural AERM belongs to statistical learning instead of online learning. Therefore, the estimation error rather than the regret is considered in our theoretical analysis.

7. Experiments

In this section, we experimentally analyze our DRSL (structural AERM) by comparing it with ordinary ERM and the previous DRSL with f -divergences (AERM). We empirically demonstrate (i) the undesirable property of the previous DRSL in classification and (ii) the robustness of our DRSL against specified distribution shift.

Datasets: We obtained fourteen classification datasets from the UCI repository (Blake and Merz, 1998), three of which are for multi-class classification. We also obtained MNIST (LeCun et al., 1998) and 20newsgroups (Lang, 1995). Refer to Appendix J for the details of the datasets.

We note that some of the datasets were collected in the environment where test data are very likely to follow a different distribution from training data. For example, the satimage is a UCI dataset for classifying satellite images into one of six categories, e.g. red soil, cotton crop, grey soil and vegetation. The labeling was performed by one human visiting the actual site; therefore, the gathered training data can be strongly biased. In this case, it is desirable to learn a distributionally robust classifier rather than assuming that test data follow the same distribution as training data.

Evaluation metrics: We evaluate the three methods (ordinary ERM, the previous DRSL and our DRSL) with three kinds of metrics: (i) the ordinary classification risk, (ii) the adversarial risk and (iii) the *structural* adversarial risk, where the 0-1 losses are used for all the metrics. The ordinary risk measures the classification performance when no distribution shift occurs, while the structural adversarial risk is calculated w.r.t. the worst-case distribution shift that occurs at the specified latent category level. Recall from Theorem 1 that the adversarial risk has the monotonic relationship with the ordinary risk. Hence, we do not explicitly report it in the experiments. We used held-out test data for estimating these values.

Experimental protocols: For our DRSL, we learn classifiers robust against potential distribution shift at (a) the class level and (b) the sub-category level (Ristin et al., 2015). This corresponds to making each grouping \mathcal{G}_s correspond to (a) a class label and (b) a sub-category label, respectively. In the benchmark datasets, the sub-category labels are not available. Hence, we manually create such labels as follows. First, we converted the original multi-class classification problems into classification problems

¹They assumed smoothness of $r(x, y)$ w.r.t. x .

Table 1: Experimental comparisons of the three methods w.r.t. the estimated ordinary risk and the estimated structural adversarial risk using the 0-1 loss (%). The lower these values are, the better the performance of the method is. The KL divergence is used and distribution shift is assumed to occur at (a) the class level and (b) the sub-category level. Mean and standard deviation over 50 random train-test splits were reported. Best method and comparable ones based on the t-test at the significance level 1% are highlighted in boldface.

(a) When distribution shift occurs at the class level.

Dataset	Estimated ordinary risk (No distribution shift.) / Estimated adversarial risk (Data instance level distribution shift)			Estimated structural adversarial risk (Class level Distribution shift.)		
	ERM	Previous DRSL with f -divergences	Our DRSL	ERM	Previous DRSL with f -divergences	Our DRSL
20news	28.6 (0.3)	30.6 (0.4)	33.7 (0.5)	43.8 (0.5)	45.0 (0.4)	39.4 (0.5)
shuttle	3.8 (0.1)	6.2 (0.2)	3.5 (0.2)	20.4 (0.1)	24.2 (0.9)	11.1 (1.2)
german	23.7 (1.3)	28.1 (2.8)	27.1 (1.3)	40.8 (2.4)	46.2 (4.8)	28.7 (1.4)
splice	15.6 (0.5)	15.7 (0.4)	15.6 (0.5)	16.6 (0.7)	16.5 (0.5)	16.5 (0.7)
phishing	6.1 (0.2)	6.4 (0.2)	6.0 (0.2)	7.6 (0.4)	8.2 (0.4)	6.5 (0.3)
mnist	9.4 (0.1)	11.4 (0.1)	11.6 (0.1)	13.5 (0.2)	15.9 (0.3)	12.7 (0.2)
blood	22.4 (0.7)	26.4 (5.2)	33.4 (2.1)	62.3 (2.4)	55.2 (9.4)	36.7 (2.0)
ijcnn1	7.5 (0.1)	7.8 (0.1)	12.2 (0.2)	30.4 (0.4)	32.7 (0.3)	12.8 (0.3)
adult	15.3 (0.2)	15.4 (0.2)	18.8 (0.2)	30.4 (0.4)	30.4 (0.5)	19.2 (0.3)
satimage	14.3 (0.6)	15.1 (0.6)	19.0 (0.9)	36.2 (1.7)	34.4 (1.4)	22.4 (1.0)
nomao	5.4 (0.1)	5.7 (0.1)	6.2 (0.1)	8.7 (0.3)	9.4 (0.3)	6.3 (0.2)
fourclass	24.0 (1.4)	26.5 (3.3)	27.2 (1.4)	36.9 (2.2)	35.9 (5.6)	29.5 (2.0)
letter	23.1 (0.3)	30.8 (0.3)	28.3 (0.3)	35.7 (0.6)	48.0 (0.6)	34.3 (0.6)
cod-rna	6.3 (0.1)	7.4 (0.1)	6.0 (0.1)	8.3 (0.2)	12.9 (0.3)	6.1 (0.1)
svmguide3	18.6 (0.8)	20.8 (2.2)	23.8 (1.3)	42.9 (2.4)	42.1 (3.4)	28.1 (2.1)
diabetes	23.2 (1.5)	26.7 (2.3)	24.9 (1.5)	36.8 (2.6)	39.2 (7.0)	27.0 (1.8)

(b) When distribution shift occurs at the sub-category level.

Dataset	Estimated ordinary risk (No distribution shift.) / Estimated adversarial risk (Data instance level distribution shift)			Estimated structural adversarial risk (Class level Distribution shift.)		
	ERM	Previous DRSL with f -divergences	Our DRSL	ERM	Previous DRSL with f -divergences	Our DRSL
20news	18.1 (0.3)	20.6 (0.4)	22.0 (0.4)	34.0 (0.6)	38.0 (0.8)	30.4 (0.5)
shuttle	3.7 (0.1)	8.1 (0.1)	6.9 (0.6)	14.2 (0.6)	28.7 (0.6)	24.0 (2.3)
satimage	17.5 (0.4)	26.4 (5.1)	34.7 (2.2)	52.1 (0.6)	58.2 (5.5)	43.2 (1.6)
letter	36.4 (0.3)	42.8 (2.6)	40.7 (0.8)	62.1 (0.6)	65.3 (4.3)	50.4 (0.6)
mnist	13.3 (0.1)	13.7 (0.1)	17.3 (0.2)	22.6 (0.2)	23.2 (0.2)	19.9 (0.2)

with fewer classes by integrating some classes together. Then, the original class labels are regarded as the subcategories. In this way, we converted the shuttle, satimage, letter² and MNIST datasets into binary classification problems, and 20newsgroups into a 7-class classification. Appendix K details how we grouped the class labels.

For all the methods, we used linear models with softmax output for the prediction function $g_\theta(x)$. The cross-entropy loss with ℓ_2 regularization was adopted. The regularization hyper-parameter λ was selected from $\{1.0, 0.1, 0.01, 0.001, 0.0001\}$ via 5-fold cross validation. For ordinary ERM, the cross validation is straightforward. In Appendix G, we show how to perform the cross valida-

tion for DRSL to estimate the structural adversarial risk.

The uncertainty set used in DRSL should be chosen based on users' prior belief on potential distribution shift (Wen et al., 2014). In the experiments, we used the two f -divergences (the KL and PE divergences) and set $\delta = 0.5$ for our DRSL and the previous DRSL. The same δ and f -divergence were used for estimating the structural adversarial risk. In the end of this section, we discuss how we can choose δ in practice.

Results: In Table 1, we report experimental results when the KL divergence is used. Due to the space constraint, refer to Appendix L for the results when the PE divergence is used. We see from the left half of Table 1 that ordinary ERM achieved the lower estimated risk as was expected.

²The three datasets are from the UCI repository.

On the other hand, the previous DRSL, which does not incorporate any structural assumptions into distribution shift, performed poorly in terms of all the three evaluation metrics. This may be because the learner became excessively sensitive to outliers as implied by Theorem 3. We see from the right half of Table 1 that our DRSL achieved significantly lower estimated structural adversarial risk. This suggests that our DRSL indeed demonstrated robustness to the specified distribution shift.

Discussion: We provide an insight for users to determine δ in our DRSL³. We see from Eq. (15) that the structural adversarial risk can be decomposed into the sum of the ordinary risk and the robustness term, where δ acts as a trade-off hyper-parameter between the two terms. In practice, users of our DRSL may want to have good balance between the two terms so that the learned classifier shows high accuracy w.r.t. training distribution while being robust to specified distribution shift. Since both terms in Eq. (15) can be estimated by cross validation, the users can adjust δ of our DRSL (AERM in Eqs. (16) and (17)) to best trade-off the two terms for their purposes.

8. Conclusion

In this paper, we theoretically analyzed the previous DRSL in the classification scenario and established its equivalence to ordinary ERM. To overcome this, we presented novel DRSL which learns robust decision boundaries based on structural assumptions on distribution shift. We derived efficient optimization algorithms and established the convergence rate of the model parameter for our DRSL. Its effectiveness was demonstrated through experiments.

Acknowledgements

GN and MS were supported by JST CREST JPMJCR1403.

References

- Vladimir Naumovich Vapnik. *Statistical Learning Theory*. Wiley New York, 1998.
- Joaquin Quionero-Candela, Masashi Sugiyama, Anton Schwaighofer, and Neil D Lawrence. *Dataset shift in machine learning*. The MIT Press, 2009.
- J Andrew Bagnell. Robust supervised learning. In *Proceedings of Association for the Advancement of Artificial Intelligence*, volume 20, pages 714–719, 2005.
- Aharon Ben-Tal, Laurent El Ghaoui, and Arkadi Nemirovski. *Robust Optimization*. Princeton University Press, 2009.
- Junfeng Wen, Chun-Nam Yu, and Russell Greiner. Robust learning under uncertain test distributions: Relating covariate shift to model misspecification. In *Proceedings of International Conference on Machine Learning*, pages 631–639, 2014.
- John Duchi, Peter Glynn, and Hongseok Namkoong. Statistics of robust optimization: A generalized empirical likelihood approach. *arXiv preprint arXiv:1610.03425*, 2016.
- Hongseok Namkoong and John C Duchi. Stochastic gradient methods for distributionally robust optimization with f -divergences. In *Advances in Neural Information Processing Systems*, pages 2208–2216, 2016.
- Amir Globerson and Sam Roweis. Nightmare at test time: robust learning by feature deletion. In *Proceedings of International Conference on Machine learning*, pages 353–360. ACM, 2006.
- Anqi Liu and Brian Ziebart. Robust classification under sample selection bias. In *Advances in Neural Information Processing Systems*, pages 37–45, 2014.
- Xiangli Chen, Mathew Monfort, Anqi Liu, and Brian D Ziebart. Robust covariate shift regression. In *Proceedings of International Conference on Artificial Intelligence and Statistics*, pages 1270–1279, 2016.
- Masashi Sugiyama and Motoaki Kawanabe. *Machine learning in non-stationary environments: Introduction to covariate shift adaptation*. MIT press, 2012.
- Hidetoshi Shimodaira. Improving predictive inference under covariate shift by weighting the log-likelihood function. *Journal of Statistical Planning and Inference*, 90(2):227–244, 2000.
- Peter L Bartlett, Michael I Jordan, and Jon D McAuliffe. Convexity, classification, and risk bounds. *Journal of the American Statistical Association*, 101(473):138–156, 2006.
- Ambuj Tewari and Peter L Bartlett. On the consistency of multiclass classification methods. *Journal of Machine Learning Research*, 8(May):1007–1025, 2007.
- Amos J Storkey and Masashi Sugiyama. Mixture regression for covariate shift. In *Advances in Neural Information Processing Systems*, pages 1337–1344, 2007.
- Stephen Boyd and Lieven Vandenberghe. *Convex Optimization*. Cambridge University Press, 2004.
- Marco Saerens, Patrice Latinne, and Christine Decaestecker. Adjusting the outputs of a classifier to new a priori probabilities: a simple procedure. *Neural Computation*, 14(1):21–41, 2002.

³For the choice of f -divergences in our DRSL, refer to Appendix F of the supplementary material.

Marko Ristin, Juergen Gall, Matthieu Guillaumin, and Luc Van Gool. From categories to subcategories: large-scale image classification with partial class label refinement. In *Proceedings of the IEEE Conference on Computer Vision and Pattern Recognition*, pages 231–239, 2015.

John M Danskin. The theory of max-min, with applications. *SIAM Journal on Applied Mathematics*, 14(4): 641–664, 1966.

Alexander Shapiro. Perturbation analysis of optimization problems in Banach spaces. *Numerical Functional Analysis and Optimization*, 13:97–116, 1992.

J. Frederic Bonnans and Roberto Cominetti. Perturbed optimization in Banach spaces I: A general theory based on a weak directional constraint qualification; II: A theory based on a strong directional qualification condition; III: Semiinfinite optimization. *SIAM Journal on Control and Optimization*, 34:1151–1171, 1172–1189, and 1555–1567, 1996.

J. Frederic Bonnans and Alexander Shapiro. Optimization problems with perturbations, a guided tour. *SIAM Review*, 40(2):228–264, 1998.

Catherine Blake and Christopher J. Merz. UCI repository of machine learning databases. <http://archive.ics.uci.edu/ml/index.html>, 1998.

Yann LeCun, Léon Bottou, Yoshua Bengio, and Patrick Haffner. Gradient-based learning applied to document recognition. In *Proceedings of the IEEE*, pages 2278–2324, 1998.

Ken Lang. Newsweeder: Learning to filter netnews. In *Proceedings of International Conference on Machine Learning*, pages 331–339, 1995.

Kai Lai Chung. *A Course in Probability Theory*. Academic Press, 1968.

Stephen M Robinson. A characterization of stability in linear programming. *Operations Research*, 25:435–447, 1977.

A. Proof of Theorem 1

If $\delta = 0$, the adversarial risk reduces exactly to ordinary risk and Theorem 1 readily follows. In the following, we assume $\delta > 0$. Recall the objective of ARM:

$$\min_{\theta} \sup_{r \in \mathcal{U}_f} \mathbb{E}_{p(x,y)} [r(x,y) \ell(g_{\theta}(x), y)], \quad (22)$$

$$\text{where } \mathcal{U}_f \equiv \{r(x,y) \mid \mathbb{E}_{p(x,y)} [f(r(x,y))] \leq \delta, \mathbb{E}_{p(x,y)} [r(x,y)] = 1, r(x,y) \geq 0, \forall (x,y) \in \mathcal{X} \times \mathcal{Y}\}. \quad (23)$$

Let $\Omega_{\theta}^{(0)} \equiv \{(x,y) \mid \ell(g_{\theta}(x), y) = 0\} \subseteq \mathcal{X} \times \mathcal{Y}$. Since $\ell(\cdot, \cdot)$ is assumed to be the 0-1 loss, we have $\Omega_{\theta}^{(1)} \equiv \{(x,y) \mid \ell(g_{\theta}(x), y) = 1\} = \mathcal{X} \times \mathcal{Y} \setminus \Omega_{\theta}^{(0)}$. Let $r^*(\cdot, \cdot)$ be the optimal solution of the inner maximization of Eq. (22). It is easy to show that for any θ , $r^*(\cdot, \cdot)$ takes the same value within $\Omega_{\theta}^{(0)}$ and $\Omega_{\theta}^{(1)}$. i.e.,

$$r^*(x,y) = r_0^* \text{ for } \forall (x,y) \in \Omega_{\theta}^{(0)}, \quad r^*(x,y) = r_1^* \text{ for } \forall (x,y) \in \Omega_{\theta}^{(1)}, \quad (24)$$

where r_0^* and r_1^* are some constant values. Let $p_{\Omega_{\theta}^{(i)}} = \mathbb{E}_{p(x,y)} [\mathbf{1}\{(x,y) \in \Omega_{\theta}^{(i)}\}]$ for $i = 1, 2$. We note that $p_{\Omega_{\theta}^{(0)}} + p_{\Omega_{\theta}^{(1)}} = 1$. Also, we see that $p_{\Omega_{\theta}^{(1)}}$ is by definition equal to the ordinary risk, i.e., $\mathbb{E}_{p(x,y)} [\ell(g_{\theta}(x), y)]$. By using Eq. (24), we can further rewrite the inner maximization of Eq. (22) as

$$\sup_{(r_0, r_1) \in \mathcal{U}'_f} p_{\Omega_{\theta}^{(1)}} r_1, \quad (25)$$

$$\text{where } \mathcal{U}'_f \equiv \{(r_0, r_1) \mid p_{\Omega_{\theta}^{(0)}} f(r_0) + p_{\Omega_{\theta}^{(1)}} f(r_1) \leq \delta, p_{\Omega_{\theta}^{(0)}} r_0 + p_{\Omega_{\theta}^{(1)}} r_1 = 1, r_0 \geq 0, r_1 \geq 0\}. \quad (26)$$

In the following, show that Eq. (25) has monotonic relationship with $p_{\Omega_{\theta}^{(1)}}$. Setting $p_{\Omega_{\theta}^{(1)}}$ to some value, we can obtain the optimal (r_0, r_1) by solving Eq. (25). Let $(r_0^*(p_1), r_1^*(p_1))$ be the solution of Eq. (25) when $p_{\Omega_{\theta}^{(1)}}$ is set to p_1 .

First, we note that the first inequality constraint in Eq. (26) is a convex set and includes point $(1, 1)$ in its interior. Also, the equality constraint in Eq. (26) includes point $(1, 1)$. Hence, for $\delta > 0$, there are always exactly two different points that satisfies both $p_{\Omega_{\theta}^{(0)}} f(r_0) + p_{\Omega_{\theta}^{(1)}} f(r_1) = \delta$ and $p_{\Omega_{\theta}^{(0)}} r_0 + p_{\Omega_{\theta}^{(1)}} r_1 = 1$. We further see that the optimal solution of r_1 is always greater than 1 if $\delta > 0$ because the objective is an increasing function of r_1 . Taking these facts into account, we can see that the optimal solution, $(r_0^*(p_1), r_1^*(p_1))$, satisfies either of the following two cases depending on the active inequality constraints in Eq. (6).

$$\textbf{Case 1:} \quad p_0 \cdot f(r_0^*(p_1)) + p_1 \cdot f(r_1^*(p_1)) = \delta, \quad p_0 \cdot r_0^*(p_1) + p_1 \cdot r_1^*(p_1) = 1, \quad 0 < r_0^*(p_1) < 1 < r_1^*(p_1). \quad (27)$$

$$\textbf{Case 2:} \quad r_0^*(p_1) = 0, \quad r_1^*(p_1) = \frac{1}{p_1}, \quad (28)$$

where $p_0 = 1 - p_1$. Pick any p'_1 such that $p_1 < p'_1 \leq 1$, and let $(r_0^*(p'_1), r_1^*(p'_1))$ be the solution of Eq. (25) when $p_{\Omega_{\theta}^{(1)}}$ is set to p'_1 . Regarding the second case in Eq. (28), for $p'_1 > p_1$, the active equality constraint is always $r_0 = 0$ in Eq. (26). Hence, we can show that $r_0^*(p'_1) = r_0^* = 0$, $r_1^*(p'_1) = \frac{1}{p'_1}$. Therefore, in this case, the adversarial risk and the ordinary risk both stay 1 for $p_1 < p'_1 \leq 1$.

Regarding the first case in Eq. (27), we note that both the ordinary risk and the adversarial risk are strictly less than 1. Our goal is to show

$$p_1 \cdot r_1^*(p_1) < p'_1 \cdot r_1^*(p'_1). \quad (29)$$

We further consider the following two sub-cases of Eq. (27):

$$\textbf{Case 1-a:} \quad p'_1 < p_1 \cdot r_1^*(p_1) \quad (30)$$

$$\textbf{Case 1-b:} \quad p'_1 \geq p_1 \cdot r_1^*(p_1). \quad (31)$$

In Case 1-b, we can show Eq. (29) as follows.

$$p_1 \cdot r_1^*(p_1) \leq p'_1 < p'_1 \cdot r_1^*(p'_1), \quad (32)$$

where the last inequality follows from $1 < r_1^*(p'_1)$.

Now, assume Cases 1 and 1-a in Eqs. (27) and (30). Our goal is to show that $r_1^*(p'_1)$ satisfies $r_1^*(p'_1) > \frac{p_1}{p'_1} r_1^*(p_1)$. To this end, we show that $r'_1 = \frac{p_1}{p'_1} \cdot r_1^*(p_1)$ is contained in the interior of Eq. (26) with $p_{\Omega_\theta^{(1)}}$ set to p'_1 . Then, because our objective in Eq. (25) is linear in r_1 , $r'_1 < r_1^*(p'_1)$ holds in our setting. Then, we arrive at $r_1^*(p'_1) > \frac{p_1}{p'_1} \cdot r_1^*(p_1)$. Formally, our goal is to show

$$p'_0 \cdot f(r'_0) + p'_1 \cdot f(r'_1) < \delta, \quad p'_0 r'_0 + p'_1 r'_1 = 1, \quad r'_0 > 0, \quad r'_1 > 0, \quad (33)$$

where $p'_0 = 1 - p'_1$. By the second equality of Eq. (33) and $r'_1 = \frac{p_1}{p'_1} \cdot r_1^*(p_1)$, we have

$$r'_0 = \frac{1 - p'_1 r'_1}{p'_0} = \frac{1 - p_1 \cdot r_1^*(p_1)}{p'_0} = \frac{p_0}{p'_0} \cdot r_0^*(p_1). \quad (34)$$

The latter two inequalities of Eq. (33), i.e., $r'_0 > 0$ and $r'_1 > 0$ follow straightforwardly from the assumptions. Combining the assumption in Eq. (30) and the last inequality in Eq. (27), we have the following inequality.

$$0 < r_0^*(p_1) < r'_0 < 1 < r'_1 < r_1^*(p_1). \quad (35)$$

Thus, we can write r'_0 (resp. r'_1) as a linear interpolation of $r_0^*(p_1)$ and 1 (resp. 1 and $r_1^*(p_1)$) as follows.

$$r'_0 = \alpha \cdot r_0^*(p_1) + (1 - \alpha) \cdot 1, \quad r'_1 = \beta \cdot r_1^*(p_1) + (1 - \beta) \cdot 1, \quad (36)$$

where $0 < \alpha, \beta < 1$. Substituting $r'_1 = \frac{p_1}{p'_1} \cdot r_1^*(p_1)$ and $r_0 = \frac{p_0}{p'_0} \cdot r_0^*(p_1)$, we have

$$\alpha = \frac{1}{1 - r_0} \cdot \frac{p'_0 - p_0 \cdot r_0^*(p_1)}{p'_0}, \quad (37)$$

$$\beta = \frac{1}{r_1 - 1} \cdot \frac{p_1 \cdot r_1^*(p_1) - p'_1}{p'_1} = \frac{1}{r_1 - 1} \cdot \frac{p'_0 - p_0 \cdot r_0^*(p_1)}{p'_1}. \quad (38)$$

Then, we have

$$p'_0 f(r'_0) + p'_1 f(r'_1) = p'_0 f(\alpha \cdot r_0^*(p_1) + (1 - \alpha) \cdot 1) + p'_1 f(\beta \cdot r_1^*(p_1) + (1 - \beta) \cdot 1) \quad (39)$$

$$\leq p'_0 \cdot \{\alpha \cdot f(r_0^*(p_1)) + (1 - \alpha) \cdot f(1)\} + p'_1 \cdot \{\beta \cdot f(r_1^*(p_1)) + (1 - \beta) \cdot f(1)\} \quad (\because \text{convexity of } f(\cdot)) \quad (40)$$

$$= p'_0 \alpha \cdot f(r_0^*(p_1)) + p'_1 \beta \cdot f(r_1^*(p_1)) \quad (\because f(1) = 0) \quad (41)$$

$$= (p'_0 - p_0 \cdot r_0^*(p_1)) \left(\frac{1}{1 - r_0^*(p_1)} \cdot f(r_0^*(p_1)) + \frac{1}{r_1^*(p_1) - 1} \cdot f(r_1^*(p_1)) \right) \quad (42)$$

$$= (p_1 \cdot r_1^*(p_1) - p'_1) \left(\frac{1}{1 - r_0^*(p_1)} \cdot f(r_0^*(p_1)) + \frac{1}{r_1^*(p_1) - 1} \cdot f(r_1^*(p_1)) \right) \quad (43)$$

$$< (p_1 \cdot r_1^*(p_1) - p_1) \left(\frac{1}{1 - r_0^*(p_1)} \cdot f(r_0^*(p_1)) + \frac{1}{r_1^*(p_1) - 1} \cdot f(r_1^*(p_1)) \right) \quad (\because p'_1 > p_1) \quad (44)$$

$$= p_1 \cdot f(r_1^*(p_1)) + p_0 \cdot f(r_0^*(p_1)) \quad (45)$$

$$= \delta. \quad (\because \text{the first equation of Eq. (27).}) \quad (46)$$

This concludes our proof that Eq. (25) has monotonic relationship with $p_{\Omega_\theta^{(1)}}$. Recall that $p_{\Omega_\theta^{(1)}}$ is by definition equal to the ordinary risk, $\mathcal{R}(\theta)$. Therefore, for any pair of parameters θ_1 and θ_2 , we have

$$\mathcal{R}(\theta_1) < \mathcal{R}(\theta_2) \implies \mathcal{R}_{\text{adv}}(\theta_1) < \mathcal{R}_{\text{adv}}(\theta_2). \quad (47)$$

The adversarial risk Eq. (25) is a deterministic function of the ordinary risk. Hence, the opposite direction of Eq. (47) also holds. This concludes the proof for the first half of Theorem 1, in which the adversarial risk and ordinary risk are compared.

Finally, for the case of empirical approximations, the same argument can be used by replacing the expectations with empirical averages. \square

B. Proof of Theorem 2

We prove by contradiction. Let Ω be the subset of $\mathbb{R}^{|\mathcal{Y}|}$. We consider the multi-class classification and assume that the loss $\ell(\cdot, \cdot) : \Omega \times \mathcal{Y} \rightarrow \mathbb{R}_{\geq 0}$ is classification-calibrated. Let $g(\cdot) : \mathcal{X} \rightarrow \mathbb{R}^K$ be prediction function, where K is the number of classes. Assume the prediction function, g , can take any measurable functions⁴. Then, g^* that minimizes the ordinary risk using the classification-calibrated loss, $\ell(\cdot, \cdot)$, i.e.,

$$\begin{aligned} g^* &= \arg \min_g \mathbb{E}_{p(x,y)} [\ell(g(x), y)] \\ &= \arg \min_g \mathbb{E}_{p(x)} \left[\sum_{y \in \mathcal{Y}} p(y|x) \ell(g(x), y) \right], \end{aligned} \quad (48)$$

is the Bayes optimal classifier w.r.t. $p(x, y)$ (Bartlett et al., 2006; Tewari and Bartlett, 2007).

Our goal is to show that $g^{*'}$ that minimizes the adversarial risk using classification-calibrated loss, $\ell(\cdot, \cdot)$, is also Bayes optimal w.r.t. $p(x, y)$. More specifically, we consider

$$\begin{aligned} g^{*'} &= \arg \min_g \sup_{q: D_f[q||p] \leq \delta} \mathbb{E}_{q(x,y)} [\ell(g(x), y)] \\ &= \arg \min_g \sup_{r(x,y) \in \mathcal{U}_f} \mathbb{E}_{p(x)} [r(x) \mathbb{E}_{p(y|x)} [r(y|x) \ell(g(x), y)]] \\ &= \arg \min_g \sup_{r(x,y) \in \mathcal{U}_f} \mathbb{E}_{p(x)} \left[r(x) \sum_{y \in \mathcal{Y}} p(y|x) r(y|x) \ell(g(x), y) \right] \end{aligned} \quad (49)$$

$$= \arg \min_g \mathbb{E}_{p(x)} \left[r^*(x) \sum_{y \in \mathcal{Y}} p(y|x) r^*(y|x) \ell(g(x), y) \right], \quad (50)$$

where $r(x) \equiv q(x)/p(x)$ and $r(y|x) \equiv q(y|x)/p(y|x)$, and r^* is the solution of the inner maximization of Eq. (49). Now, suppose that $g^{*'}$ is not Bayes optimal. Then, there exists $x_{\text{hole}} \in \mathcal{X}$, $p(x_{\text{hole}}) > 0$ such that

$$\arg \max_{y \in \mathcal{Y}} p(y|x_{\text{hole}}) \neq \arg \max_{y \in \mathcal{Y}} g_y^{*'}(x_{\text{hole}}). \quad (51)$$

We let $y^* \equiv \arg \max_{y \in \mathcal{Y}} p(y|x_{\text{hole}})$ and $y_g \equiv \arg \max_{y \in \mathcal{Y}} g_y^{*'}(x_{\text{hole}})$. Since $\ell(\cdot, \cdot)$ is classification-calibrated, from Eq. (50), we have

$$y_g = \arg \max_{y \in \mathcal{Y}} p(y|x_{\text{hole}}) r^*(y|x_{\text{hole}}). \quad (52)$$

Therefore, we have

$$p(y_g|x_{\text{hole}}) r^*(y_g|x_{\text{hole}}) \geq p(y^*|x_{\text{hole}}) r^*(y^*|x_{\text{hole}}). \quad (53)$$

Combining this with $p(y^*|x_{\text{hole}}) > p(y_g|x_{\text{hole}})$, we have $r^*(y_g|x_{\text{hole}}) > r^*(y^*|x_{\text{hole}})$. We construct a new ratio function, $r_{\text{new}}(\cdot, \cdot)$, by the following operations. We first set $r_{\text{new}}(x, y) \leftarrow r^*(x, y)$ for all $(x, y) \in \mathcal{X} \times \mathcal{Y}$. Then, we let

$$r_{\text{new}}(y^*|x_{\text{hole}}) \leftarrow r^*(y^*|x_{\text{hole}}) + \epsilon \cdot p(y_g|x_{\text{hole}}), \quad (54)$$

$$r_{\text{new}}(y_g|x_{\text{hole}}) \leftarrow r^*(y_g|x_{\text{hole}}) - \epsilon \cdot p(y^*|x_{\text{hole}}), \quad (55)$$

where $\epsilon > 0$ is a sufficiently small number. We show that such r_{new} is still in \mathcal{U}_f . As shown in Eqs. (54) and (55), the value of $r_{\text{new}}(\cdot, \cdot)$ changed from $r^*(\cdot, \cdot)$ only at x_{hole} . Therefore, to show $r_{\text{new}}(\cdot, \cdot) \in \mathcal{U}_f$, it is sufficient to show the following three equality/inequalities.

$$\begin{aligned} &p(x_{\text{hole}}, y_g) \cdot f(r_{\text{new}}(x_{\text{hole}}, y_g)) + p(x_{\text{hole}}, y^*) \cdot f(r_{\text{new}}(x_{\text{hole}}, y^*)) \\ &\leq p(x_{\text{hole}}, y_g) \cdot f(r^*(x_{\text{hole}}, y_g)) + p(x_{\text{hole}}, y^*) \cdot f(r^*(x_{\text{hole}}, y^*)), \end{aligned} \quad (56)$$

$$\begin{aligned} &p(x_{\text{hole}}, y_g) \cdot r_{\text{new}}(x_{\text{hole}}, y_g) + p(x_{\text{hole}}, y^*) \cdot r_{\text{new}}(x_{\text{hole}}, y^*) \\ &= p(x_{\text{hole}}, y_g) \cdot r^*(x_{\text{hole}}, y_g) + p(x_{\text{hole}}, y^*) \cdot r^*(x_{\text{hole}}, y^*), \end{aligned} \quad (57)$$

$$r_{\text{new}}(x_{\text{hole}}, y_g) \geq 0, \quad r_{\text{new}}(x_{\text{hole}}, y^*) \geq 0. \quad (58)$$

⁴Or equivalently, we can assume that we are considering a hypothesis class that contains the Bayes optimal classifier w.r.t. $p(x, y)$.

First, Eq. (58) follows for sufficiently small ϵ . Also, Eq. (57) follows because

$$\begin{aligned} \text{L.H.S. of Eq. (57)} &= p(x_{\text{hole}}, y_g) \cdot [r_{\text{new}}(x_{\text{hole}}) \cdot \{r^*(y_g|x_{\text{hole}}) - \epsilon \cdot p(y^*|x_{\text{hole}})\}] \\ &\quad + p(x_{\text{hole}}, y^*) \cdot [r_{\text{new}}(x_{\text{hole}}) \cdot \{r^*(y^*|x_{\text{hole}}) + \epsilon \cdot p(y_g|x_{\text{hole}})\}] \end{aligned} \quad (59)$$

$$\begin{aligned} &= p(x_{\text{hole}}, y_g) \cdot [r^*(x_{\text{hole}}) \cdot \{r^*(y_g|x_{\text{hole}}) - \epsilon \cdot p(y^*|x_{\text{hole}})\}] \\ &\quad + p(x_{\text{hole}}, y^*) \cdot [r^*(x_{\text{hole}}) \cdot \{r^*(y^*|x_{\text{hole}}) + \epsilon \cdot p(y_g|x_{\text{hole}})\}] \end{aligned} \quad (60)$$

$$\begin{aligned} &= p(x_{\text{hole}}, y_g) \cdot r^*(x_{\text{hole}}, y_g) + p(x_{\text{hole}}, y^*) \cdot r^*(x_{\text{hole}}, y^*) \\ &\quad + \epsilon \cdot r^*(x_{\text{hole}}) p(x_{\text{hole}}) \{p(y_g|x_{\text{hole}}) p(y^*|x_{\text{hole}}) - p(y^*|x_{\text{hole}}) p(y_g|x_{\text{hole}})\} \end{aligned} \quad (61)$$

$$= \text{R.H.S. of Eq. (57)} \quad (62)$$

Finally, we show Eq. (56).

$$\begin{aligned} \text{L.H.S. of Eq. (56)} &= p(x_{\text{hole}}) \cdot \{p(y_g|x_{\text{hole}}) f(r^*(x_{\text{hole}}, y_g) - \epsilon \cdot r^*(x_{\text{hole}}) p(y^*|x_{\text{hole}})) \\ &\quad + p(y^*|x_{\text{hole}}) f(r^*(x_{\text{hole}}, y_g) + \epsilon \cdot r^*(x_{\text{hole}}) p(y_g|x_{\text{hole}}))\} \end{aligned} \quad (63)$$

$$\begin{aligned} &= p(x_{\text{hole}}) \cdot \{p(y_g|x_{\text{hole}}) f(r^*(x_{\text{hole}}, y_g)) - \epsilon \cdot r^*(x_{\text{hole}}) p(y^*|x_{\text{hole}}) p(y_g|x_{\text{hole}}) \cdot f'(r^*(x_{\text{hole}}, y_g)) + \mathcal{O}(\epsilon^2) \\ &\quad + p(y^*|x_{\text{hole}}) f(r^*(x_{\text{hole}}, y^*)) + \epsilon \cdot r^*(x_{\text{hole}}) p(y_g|x_{\text{hole}}) p(y^*|x_{\text{hole}}) \cdot f'(r^*(x_{\text{hole}}, y^*)) + \mathcal{O}(\epsilon^2)\} \end{aligned} \quad (64)$$

$$\begin{aligned} &= p(x_{\text{hole}}, y_g) \cdot f(r^*(x_{\text{hole}}, y_g)) + p(x_{\text{hole}}, y^*) \cdot f(r^*(x_{\text{hole}}, y^*)) \\ &\quad + \epsilon \cdot r^*(x_{\text{hole}}) p(y^*|x_{\text{hole}}) p(y_g|x_{\text{hole}}) \cdot \{f'(r^*(x_{\text{hole}}, y^*)) - f'(r^*(x_{\text{hole}}, y_g))\} + \mathcal{O}(\epsilon^2), \end{aligned} \quad (65)$$

where we used Taylor expansions in Eq. (64). Since $f(\cdot)$ is convex, its derivative $f'(\cdot)$ is non-decreasing. Also $r^*(x_{\text{hole}}, y_g) > r^*(x_{\text{hole}}, y^*)$ holds because of $r^*(y_g|x_{\text{hole}}) > r^*(y^*|x_{\text{hole}})$. Therefore, we have $f'(r^*(x_{\text{hole}}, y^*)) - f'(r^*(x_{\text{hole}}, y_g)) \leq 0$. First, assume $f'(r^*(x_{\text{hole}}, y^*)) - f'(r^*(x_{\text{hole}}, y_g)) = 0$. Then, $f(\cdot)$ is linear in the interval, $[r^*(x_{\text{hole}}, y^*), r^*(x_{\text{hole}}, y_g)]$; hence, $\mathcal{O}(\epsilon^2)$ term in Eq. (65) is 0 for any ϵ . Hence, we have

$$\text{Eq. (65)} = p(x_{\text{hole}}, y_g) \cdot f(r^*(x_{\text{hole}}, y_g)) + p(x_{\text{hole}}, y^*) \cdot f(r^*(x_{\text{hole}}, y^*)) = \text{R.H.S. of Eq. (56)}. \quad (66)$$

Next, assume $f'(r^*(x_{\text{hole}}, y^*)) - f'(r^*(x_{\text{hole}}, y_g)) < 0$. In this case, there exists sufficiently small $\epsilon > 0$ such that

$$\text{Eq. (65)} < p(x_{\text{hole}}, y_g) \cdot f(r^*(x_{\text{hole}}, y_g)) + p(x_{\text{hole}}, y^*) \cdot f(r^*(x_{\text{hole}}, y^*)) = \text{R.H.S. of Eq. (56)}. \quad (67)$$

In either cases, Eq. (56) holds. In summary, the newly constructed, $r_{\text{new}}(\cdot, \cdot)$, is still in \mathcal{U}_f .

We now show that $r_{\text{new}}(\cdot, \cdot)$ gives larger objective of the inner maximization of Eq. (49) than $r^*(\cdot, \cdot)$. To show this, it is sufficient to show

$$\begin{aligned} &p(y_g|x_{\text{hole}}) r_{\text{new}}(y_g|x_{\text{hole}}) \ell(g(x_{\text{hole}}), y_g) + p(y^*|x_{\text{hole}}) r_{\text{new}}(y^*|x_{\text{hole}}) \ell(g(x_{\text{hole}}), y^*) \\ &\quad > p(y_g|x_{\text{hole}}) r^*(y_g|x_{\text{hole}}) \ell(g(x_{\text{hole}}), y_g) + p(y^*|x_{\text{hole}}) r^*(y^*|x_{\text{hole}}) \ell(g(x_{\text{hole}}), y^*). \end{aligned} \quad (68)$$

Subtracting R.H.S. of Eq. (68) from L.H.S. of Eq. (68), we have

$$p(y_g|x_{\text{hole}}) \ell(g^*(x_{\text{hole}}), y_g) \{r_{\text{new}}(y_g|x_{\text{hole}}) - r^*(y_g|x_{\text{hole}})\} + p(y^*|x_{\text{hole}}) \ell(g^*(x_{\text{hole}}), y^*) \{r_{\text{new}}(y^*|x_{\text{hole}}) - r^*(y^*|x_{\text{hole}})\} \quad (69)$$

$$= \epsilon \cdot p(y_g|x_{\text{hole}}) p(y^*|x_{\text{hole}}) \{-\ell(g^*(x_{\text{hole}}), y_g) + \ell(g^*(x_{\text{hole}}), y^*)\} > 0. \quad (70)$$

Eq. (70) follows from $\ell(g^*(x_{\text{hole}}), y^*) > \ell(g^*(x_{\text{hole}}), y_g)$, which holds because $\ell(\cdot, \cdot)$ is classification-calibrated. Therefore, Eq. (68) holds.

In conclusion, using $r_{\text{new}}(\cdot, \cdot)$ instead of $r^*(\cdot, \cdot)$ gives higher adversarial loss. This contradicts the fact that $r^*(\cdot, \cdot)$ is the solution of the inner maximization of Eq. (49). Therefore, g^* , which is learned via ARM, is the Bayes optimal w.r.t. $p(x, y)$ and coincides with g^* that is learned via ordinary RM. \square

C. Proof of Theorem 3

By the convexity of $\ell(g_\theta(x), y)$ in θ , the optimization of Eq. (6) is strongly convex in θ because it is the maximum over a set of convex functions (Boyd and Vandenberghe, 2004) plus strongly convex regularization $\Omega(\theta)$. Hence, in the optimization of Eq. (6), the stationary point is guaranteed to be the unique global optima.

By using Danskin's theorem (Danskin, 1966), the global optima of Eq. (6), which we denote as θ^* , satisfies

$$\sum_{i=1}^N r_i^* \frac{\ell(g_{\theta^*}(x_i), y_i)}{\partial \hat{y}} \nabla_{\theta} g_{\theta^*}(x_i) + 2\lambda \nabla_{\theta} \Omega(\theta^*) = 0, \quad (71)$$

where r^* is the solution of inner maximization of Eq. (6) at the stationary point. Our goal is to show that there exists a convex loss function ℓ_{DRL} such that

$$\sum_{i=1}^N \frac{\ell_{\text{DRL}}(g_{\theta^*}(x_i), y_i)}{\partial \hat{y}} \nabla_{\theta} g_{\theta^*}(x_i) + 2\lambda \nabla_{\theta} \Omega(\theta^*) = 0. \quad (72)$$

By comparing each term in Eqs. (71) and (72), it is sufficient to show that for $1 \leq i \leq N$, the following equality holds.

$$r_i^* \frac{\ell(g_{\theta^*}(x_i), y_i)}{\partial \hat{y}} = \frac{\ell_{\text{DRL}}(g_{\theta^*}(x_i), y_i)}{\partial \hat{y}}. \quad (73)$$

It is easy to show that r^* satisfies $r_i^* \leq r_j^*$ for $\ell_i(\theta^*) \leq \ell_j(\theta^*)$. Thus, it is sufficient to show that for $\hat{y} \in \mathbb{R}$ and non-decreasing function $r^*(\cdot) : \mathbb{R} \rightarrow \mathbb{R}$ that the following equality holds.

$$r^*(\ell(\hat{y}, y)) \frac{\ell(\hat{y}, y)}{\partial \hat{y}} = \frac{\ell_{\text{DRL}}(\hat{y}, y)}{\partial \hat{y}}. \quad (74)$$

Since $\ell(\hat{y}, y)$ is convex in \hat{y} , $\frac{\ell(\hat{y}, y)}{\partial \hat{y}}$ is non-decreasing in \hat{y} . Then, root \hat{y}_α such that $\frac{\ell(\hat{y}_\alpha, y)}{\partial \hat{y}} = 0$, is unique if the root exists. For $\hat{y} \leq (\text{resp. } \geq) \hat{y}_\alpha$, ℓ is non-increasing (resp. non-decreasing) in \hat{y} and so is r^* . In total, $r^* \frac{\ell(\hat{y}, y)}{\partial \hat{y}}$ is non-decreasing in \hat{y} . In Eq. (74), $\frac{\ell_{\text{DRL}}(\hat{y}, y)}{\partial \hat{y}}$ is also non-decreasing in \hat{y} , which suggests that $\ell_{\text{DRL}}(\hat{y}, y)$ is convex in \hat{y} .

Now, $\ell_{\text{DRL}}(g_\theta(x), y)$ is convex in θ because of the convexity of $\ell_{\text{DRL}}(\hat{y}, y)$ in \hat{y} and the assumption that $g_\theta(x)$ is a linear-in-parameter model. Hence, the regularized ERM of Eq. (10) is strongly convex in θ . Thus, the stationary point is guaranteed to be the unique global optima. Since θ^* is the stationary point of Eq. (10), it is also the unique global optima. In summary, the solution of Eq. (6) and that of Eq. (10) coincide with each other.

D. Detailed Settings of Experiments Using a Toy Dataset

The two class-conditionals are

$$p(x|y=1) = \mathcal{N}(x | (0, 0)^\top, \mathbf{I}_2), \quad p(x|y=0) = \mathcal{N}(x | (3, 0)^\top, \mathbf{I}_2), \quad (75)$$

where $^\top$ denotes the transpose, $\mathcal{N}(\cdot | \mu, \Sigma)$ denotes the multivariate Gaussian distribution with mean μ and covariance Σ , and \mathbf{I}_2 is an identity matrix of size 2. We created a toy dataset by drawing 900 samples from class $y=1$ and 100 samples from class $y=0$.

For all the methods, we used a logistic loss. In both the previous and our DRL, we used the KL divergence for the f -divergence, where we set $\delta = 0.5$. For our DRL, we correspond each latent category to a class label.

E. Derivation of the Decomposition of the Adversarial Risk

Here, we derive Eq. (15) for the PE divergence.

$$\begin{aligned} \mathcal{R}_{\text{s-adv}}(\theta) - \mathcal{R}(\theta) &\equiv \sup_{w \in \mathcal{W}_{\text{PE}}} \mathbb{E}_{p(x, y, z)} [\{w(z) - 1\} \ell(g_\theta(x), y)] \\ &= \sup_{w \in \mathcal{W}_{\text{PE}}} \mathbb{E}_{p(z)} [\{w(z) - 1\} \mathbb{E}_{p(x, y|z)} [\ell(g_\theta(x), y)]] \\ &= \sup_{w \in \mathcal{W}_{\text{PE}}} \sum_{z \in \mathcal{Z}} p(z) \{w(z) - 1\} \mathcal{R}_z(\theta) \end{aligned} \quad (76)$$

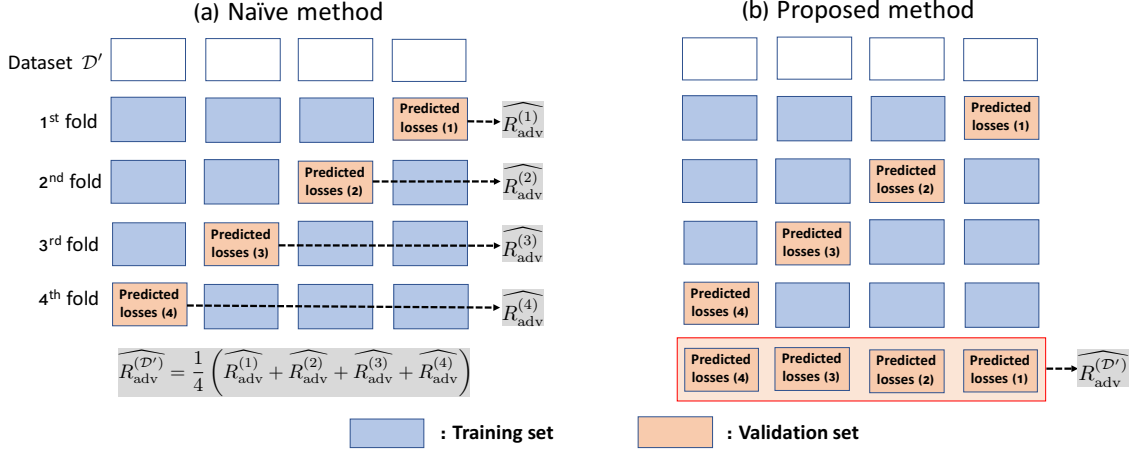


Figure 2: Illustration of K -fold cross validation for our DRL ($K = 4$). We illustrate two methods of the cross validation, (a) and (b), for calculating an estimate the adversarial risk, denoted as $\widehat{\mathcal{R}}_{\text{s-adv}}^{(\mathcal{D}')}$.

It follows from Eq. (21) that for $z \in \mathcal{Z}$, we have the adversarial weight as

$$w^*(z) = \sqrt{\frac{\delta}{\sum_{z' \in \mathcal{Z}} p(z') (\mathcal{R}_{z'}(\theta) - \mathcal{R}(\theta))^2}} (\mathcal{R}_z(\theta) - \mathcal{R}(\theta)) + 1. \quad (77)$$

Hence, Eq. (76) becomes

$$\begin{aligned} \sum_{z \in \mathcal{Z}} p(z) \{w^*(z) - 1\} \mathcal{R}_z(\theta) &= \sqrt{\frac{\delta}{\sum_{z' \in \mathcal{Z}} p(z') (\mathcal{R}_{z'}(\theta) - \mathcal{R}(\theta))^2}} \sum_{z \in \mathcal{Z}} p(z) (\mathcal{R}_z(\theta) - \mathcal{R}(\theta)) \mathcal{R}_z(\theta) \\ &= \sqrt{\frac{\delta}{\sum_{z' \in \mathcal{Z}} p(z') (\mathcal{R}_{z'}(\theta) - \mathcal{R}(\theta))^2}} \sum_{z \in \mathcal{Z}} p(z) (\mathcal{R}_z(\theta) - \mathcal{R}(\theta))^2 \\ &= \sqrt{\delta} \cdot \sqrt{\sum_{z \in \mathcal{Z}} p(z) (\mathcal{R}_z(\theta) - \mathcal{R}(\theta))^2}, \end{aligned} \quad (78)$$

which concludes our derivation.

F. Comparison between the Use of Different f -divergences

We qualitatively compare the use of different f -divergences. For $1 \leq x$, the f functions for the PE, KL divergences are $(x - 1)^2$, $x \log x$, respectively. The function f in Eq.(17) penalizes the deviation of the adversarial weights from the uniform weights, $\mathbf{1}_S$. With the quadratic penalty of the PE divergence, it is hard for the adversary to concentrate large weights onto a small portion of latent categories. In contrast, when the KL divergence is used, the adversary tends to put large weights to a small portion of latent categories. Hence, users can choose the appropriate divergence depending on their belief on how concentrated the distribution shift occurs.

G. Cross Validation for our Distributionally Robust Learning

Our DRL in Eq. (13) tries to minimize the adversarial risk $\mathcal{R}_{\text{s-adv}}$ defined as

$$\mathcal{R}_{\text{s-adv}} \equiv \sup_{w \in \mathcal{W}_f} \mathbb{E}_{p(x, y, z)} [w(z) \ell(g_\theta(x), y)]. \quad (79)$$

How can we perform cross validation to get an estimate of the adversarial risk based on training samples $\mathcal{D}' = \{(x_1, y_1, z_1), \dots, (x_N, y_N, z_N)\} \sim p(x, y, z)$?

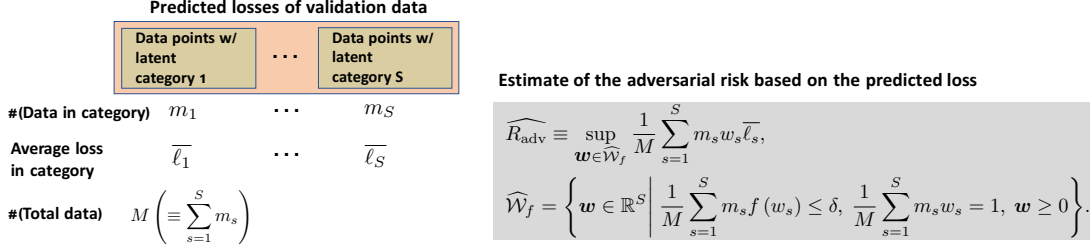


Figure 3: Illustrate of an estimator of the adversarial risk from the predicted losses of validation data. The estimator is consistent and is analogous to the empirical approximation made in Eq. (16).

A naïve method is illustrated in Figure 2 (a). It first estimates the adversarial risk at each fold by a method described in Figure 3. Then it takes the average over the folds. However, such an estimator can be heavily biased especially when the size of validation set is small and so $\min_s m_s$ is small. This is because its bias and estimation error can be evaluated as

$$\mathbb{E}_p[\widehat{\mathcal{R}}_{\text{s-adv}}] - \mathcal{R}_{\text{s-adv}} = \mathcal{O}\left(\frac{1}{\sqrt{\min_s m_s}}\right), \quad \widehat{\mathcal{R}}_{\text{s-adv}} - \mathcal{R}_{\text{s-adv}} = \mathcal{O}_p\left(\frac{1}{\sqrt{\min_s m_s}}\right). \quad (80)$$

What is worse, the estimator in Figure 3 is undefined when $\min_s m_s = 0$; hence, the naïve cross-validation method is valid only when the validation set at every fold contains at least one data point from all the latent categories.

To overcome these issues, we present a modified cross validation method which is illustrated in Figure 2 (b). Here we first iteratively predict losses for all the data points in \mathcal{D}' . We then estimate the adversarial loss based on entire dataset \mathcal{D}' . Because of this, our proposed method is always valid and enjoys faster convergence rate: $\mathcal{O}_P(1/\sqrt{\min_s n_s})$, where n_s is the number of data samples in \mathcal{D}' that belongs to latent category s .

H. Formal Statement of the Convergence Rate

Denote by $p_z = p(z)$ and $w_z = w(z)$ for $z \in \mathcal{Z}$ and define a set-valued function $\Phi : \mathbb{R}^S \rightarrow 2^{\mathbb{R}^S}$ as

$$\Phi(\mathbf{u}) = \left\{ \mathbf{w} \in \mathbb{R}^S \mid \sum_s (p_s + u_s) f(w_s) \leq \delta, \sum_s (p_s + u_s) w_s = 1, w_s \geq 0 \right\}.$$

Then, $\mathcal{W}_f = \Phi(\mathbf{0})$ and $\widehat{\mathcal{W}}_f = \Phi(\mathbf{u})$ where $u_s = n_s/N - p_s$ for $s = 1, \dots, S$. Similarly, denote by $l_z = \mathbb{E}_{p(x,y)}[p(z \mid x, y) \ell(g_\theta(x), y)]$ and define a function $R_\theta : \mathbb{R}^S \rightarrow \mathbb{R}$ indexed by θ as

$$R_\theta(\mathbf{u}') = \sum_s w_s (l_s + u'_s).$$

Then, $\mathbb{E}_{p(x,y,z)}[w_z \ell(g_\theta(x), y)] = R_\theta(\mathbf{0})$ and $\widehat{\mathcal{R}}(\mathbf{w}, \theta) = R_\theta(\mathbf{u}')$ where $u'_s = n_s \bar{\ell}_s(\theta)/N - l_s$ for $s = 1, \dots, S$. Finally, the perturbed objective function can be defined by

$$J(\theta, \mathbf{u}, \mathbf{u}') = \sup_{\mathbf{w} \in \Phi(\mathbf{u})} R_\theta(\mathbf{u}') + \lambda(\mathbf{u}, \mathbf{u}') \Omega(\theta),$$

where the function $\lambda(\mathbf{u}, \mathbf{u}') \geq 0$ serves as the regularization parameter, so that the truly optimal θ^* is the minimizer of $J(\theta, \mathbf{0}, \mathbf{0})$ and the empirically optimal $\widehat{\theta}$ is the minimizer of $J(\theta, \mathbf{u}, \mathbf{u}')$ with the aforementioned perturbations \mathbf{u} and \mathbf{u}' .

According to the central limit theorem (Chung, 1968), $u_s = \mathcal{O}_p(1/\sqrt{N})$, and $u'_s = \mathcal{O}_p(1/\sqrt{N})$ if the loss ℓ is finite. Therefore, we only consider perturbations \mathbf{u} and \mathbf{u}' such that $\|\mathbf{u}\|_2 \leq \epsilon$ and $\|\mathbf{u}'\|_2 \leq \epsilon$ in our analysis, where $0 < \epsilon \leq \delta/(5\sqrt{S}|f'(1)|)$ is a sufficiently small constant.

We make the following assumptions:

- (a) $g_\theta(x)$ is linear in θ , and for all θ under consideration, $\|\nabla_\theta g_\theta\|_\infty = \sup_x \|\nabla_\theta g_\theta(x)\|_2 < \infty$, which implies $\|g_\theta\|_\infty = \sup_x |g_\theta(x)| < \infty$;⁵
- (b) $\partial \ell(t, y)/\partial t$ is bounded from below and above for all t such that $|t| \leq \|g_\theta\|_\infty$;⁶

⁵This makes $\ell(g_\theta(x), y)$ convex in θ for all $\ell(t, y)$ convex in t and $\nabla_\theta^2 \ell(g_\theta(x), y)$ easy to handle.

⁶This is a sufficient condition for the Lipschitz continuity of ℓ . In fact, it must be valid given (a) since ℓ is continuously differentiable w.r.t. t .

- (c) $f(t)$ is twice differentiable, and this second derivative is bounded from below by a positive number for all t such that $0 \leq t \leq \sup_{\|\mathbf{u}\|_2 \leq \epsilon} \sup_{\mathbf{w} \in \Phi(\mathbf{u})} \max_s w_s$;⁷
 (d) $\Omega(\theta)$ is Lipschitz continuous, and $\lambda(\mathbf{u}, \mathbf{u}')$ converges to $\lambda(\mathbf{0}, \mathbf{0})$ in $\mathcal{O}(\|\mathbf{u}\|_2 + \|\mathbf{u}'\|_2)$.

We also assume either one of the two conditions holds:

- (e1) $\Omega(\theta)$ is strongly convex in θ and $\lambda(\mathbf{0}, \mathbf{0}) > 0$;
 (e2) $\ell(t, y)$ is twice differentiable w.r.t. t , and $\partial^2 \ell(t, y) / \partial t^2$ is lower bounded by a positive number for all t such that $|t| \leq \|g_{\theta^*}\|_\infty$. If t is vector-valued, $\partial^2 \ell(t, y) / \partial t_i^2$ is lower bounded for all dimensions of t such that $\|t\|_\infty \leq \sup_x \|g_{\theta^*}(x)\|_\infty$.⁸

Theorem 5 (Perturbation analysis). *Assume (a), (b), (c), (d), and (e1) or (e2). Let θ^* be the minimizer of $J(\theta, \mathbf{0}, \mathbf{0})$ and $\theta_{\mathbf{u}, \mathbf{u}'}$ be the minimizer of $J(\theta, \mathbf{u}, \mathbf{u}')$. Then, for all \mathbf{u} and \mathbf{u}' such that $\|\mathbf{u}\|_2 \leq \epsilon$ and $\|\mathbf{u}'\|_2 \leq \epsilon$,*

$$\begin{aligned} \|\theta_{\mathbf{u}, \mathbf{u}'} - \theta^*\|_2 &= \mathcal{O}(\|\mathbf{u}\|_2^{1/2} + \|\mathbf{u}'\|_2), \\ \|J(\theta_{\mathbf{u}, \mathbf{u}'}, \mathbf{0}, \mathbf{0}) - J(\theta^*, \mathbf{0}, \mathbf{0})\|_2 &= \mathcal{O}(\|\mathbf{u}\|_2^{1/2} + \|\mathbf{u}'\|_2). \end{aligned}$$

The convergence rate of the model parameter and the order of the estimation error are immediate corollaries of Theorem 5.

Theorem 6 (Convergence rate and estimation error). *Assume (a), (b), (c), (d), and (e1) or (e2). Let θ^* be the minimizer of the adversarial expected risk and $\hat{\theta}_N$ be the minimizer of the adversarial empirical risk given some training data of size N . Then, as $N \rightarrow \infty$,*

$$\|\hat{\theta}_N - \theta^*\|_2 = \mathcal{O}(N^{-1/4}),$$

and

$$\left\| \mathcal{R}_{\text{s-adv}}(\hat{\theta}_N) - \mathcal{R}_{\text{s-adv}}(\theta^*) \right\|_2 = \mathcal{O}(N^{-1/4})$$

I. Proof of the Convergence Rate

We begin with the growth condition of $J(\theta, \mathbf{0}, \mathbf{0})$ at $\theta = \theta^*$.

Lemma 1 (Second-order growth condition). *There exists a constant $C_{J''} > 0$ such that*

$$J(\theta, \mathbf{0}, \mathbf{0}) \geq J(\theta^*, \mathbf{0}, \mathbf{0}) + C_{J''} \|\theta - \theta^*\|_2^2.$$

Proof. First consider the assumption (e1). Let $C_{J''} = (1/2)\lambda(\mathbf{0}, \mathbf{0})$, so that $J(\theta, \mathbf{0}, \mathbf{0})$ is strongly convex with parameter $C_{J''}$, i.e.,

$$J(\theta, \mathbf{0}, \mathbf{0}) \geq J(\theta^*, \mathbf{0}, \mathbf{0}) + \nabla_\theta J(\theta^*, \mathbf{0}, \mathbf{0})^\top (\theta - \theta^*) + C_{J''} \|\theta - \theta^*\|_2^2.$$

The lemma follows from the optimality condition which says $\nabla_\theta J(\theta^*, \mathbf{0}, \mathbf{0}) = \mathbf{0}$.

Second consider the assumption (e2) if (e1) does not hold. Without loss of generality, assume that $\lambda(\mathbf{0}, \mathbf{0}) = 0$. Let $\mathbf{w}^* = \arg \sup_{\mathbf{w} \in \Phi(\mathbf{0})} R_{\theta^*}(\mathbf{0})$, then according to Danskin's theorem (Danskin, 1966),

$$\begin{aligned} \nabla_\theta J(\theta^*, \mathbf{0}, \mathbf{0}) &= \mathbb{E}_{p(x, y, z)} [w_z^* \nabla_\theta \ell(g_{\theta^*}(x), y)] \\ &= \mathbb{E}_{p(x, y, z)} [w_z^* \ell'(g_{\theta^*}(x), y) \nabla_\theta g_{\theta^*}(x)] \end{aligned}$$

where $\ell'(g_{\theta^*}(x), y)$ means $\partial \ell(t, y) / \partial t|_{t=g_{\theta^*}(x)}$. The assumption (a) guarantees that $\nabla_\theta g_{\theta^*}(x)$ is no longer a function of θ , and thus

$$\begin{aligned} \nabla_\theta^2 J(\theta^*, \mathbf{0}, \mathbf{0}) &= \mathbb{E}_{p(x, y, z)} [w_z^* \nabla_\theta \ell'(g_{\theta^*}(x), y) \nabla_\theta g_{\theta^*}(x)^\top] \\ &= \mathbb{E}_{p(x, y, z)} [w_z^* \ell''(g_{\theta^*}(x), y) \nabla_\theta g_{\theta^*}(x) \nabla_\theta g_{\theta^*}(x)^\top] \end{aligned}$$

⁷This is for the Lipschitz continuity of $J(\theta, \mathbf{u}, \mathbf{u}') - J(\theta, \mathbf{0}, \mathbf{0})$. It is satisfied by the KL divergence since $f''(t) = 1/t$ and $\Phi(\mathbf{u})$ is bounded and then $\sup_{\|\mathbf{u}\|_2 \leq \epsilon} \sup_{\mathbf{w} \in \Phi(\mathbf{u})} \max_s w_s < \infty$, and by the PE divergence since $f''(t) = 2$

⁸This makes $J(\theta, \mathbf{0}, \mathbf{0})$ locally strongly convex in θ around θ^* . It is satisfied by the logistic loss with the lower bound as $1/(2 + \exp(\|g_{\theta^*}\|_\infty) + \exp(-\|g_{\theta^*}\|_\infty))$ and the softmax cross-entropy loss with the lower bound as $\min_y \min_{t_i = \pm \sup_x \|g_{\theta^*}\|_\infty} \exp(t_y) \sum_{i \neq y} \exp(t_i) / (\sum_i \exp(t_i))^2$.

where $\ell''(g_{\theta^*}(x), y)$ means $\partial^2 \ell(t, y) / \partial t^2|_{t=g_{\theta^*}(x)}$.

Let $C_{\ell''} = \inf_{|t| \leq \|g_{\theta^*}\|_\infty} \min_y \ell''(t, y)$, and by assumption $C_{\ell''} > 0$. Also let $C_{\lambda, z}$ be the smallest eigenvalue of $\mathbb{E}_{p(x|z)}[\nabla_{\theta} g_{\theta}(x) \nabla_{\theta} g_{\theta}(x)^\top]$ at $\theta = \theta^*$ for $z \in \mathcal{Z}$. Note that $p(x | z)$ generates infinite number of x , and $\mathbb{E}_{p(x|z)}[\nabla_{\theta} g_{\theta}(x) \nabla_{\theta} g_{\theta}(x)^\top]$ as an average of infinitely many independent positive semi-definite matrices $\nabla_{\theta} g_{\theta}(x) \nabla_{\theta} g_{\theta}(x)^\top$ (they are independent as long as $\nabla_{\theta} g_{\theta}(x)$ depends on x) is positive definite. Thus, $C_{\lambda, z} > 0$ for all $z \in \mathcal{Z}$, and subsequently,

$$\begin{aligned}
 & (\theta - \theta^*)^\top \nabla_{\theta}^2 J(\theta^*, \mathbf{0}, \mathbf{0}) (\theta - \theta^*) \\
 & \geq \left(\inf_{|t| \leq \|g_{\theta^*}\|_\infty} \min_y \ell''(t, y) \right) \cdot (\theta - \theta^*)^\top \mathbb{E}_{p(x, y, z)} [w_z^* \nabla_{\theta} g_{\theta^*}(x) \nabla_{\theta} g_{\theta^*}(x)^\top] (\theta - \theta^*) \\
 & = C_{\ell''} \cdot (\theta - \theta^*)^\top \mathbb{E}_{p(x, z)} [w_z^* \nabla_{\theta} g_{\theta^*}(x) \nabla_{\theta} g_{\theta^*}(x)^\top] (\theta - \theta^*) \\
 & = C_{\ell''} \cdot (\theta - \theta^*)^\top \left(\sum_{s=1}^S p_s w_s^* \mathbb{E}_{p(x|z=s)} [\nabla_{\theta} g_{\theta^*}(x) \nabla_{\theta} g_{\theta^*}(x)^\top] \right) (\theta - \theta^*) \\
 & = C_{\ell''} \left(\sum_{s=1}^S p_s w_s^* (\theta - \theta^*)^\top \mathbb{E}_{p(x|z=s)} [\nabla_{\theta} g_{\theta^*}(x) \nabla_{\theta} g_{\theta^*}(x)^\top] (\theta - \theta^*) \right) \\
 & \geq C_{\ell''} \left(\sum_{s=1}^S p_s w_s^* C_{\lambda, s} \|\theta - \theta^*\|_2^2 \right) \\
 & \geq C_{\ell''} \min_s C_{\lambda, s} \left(\sum_{s=1}^S p_s w_s^* \right) \|\theta - \theta^*\|_2^2 \\
 & = C_{\ell''} \min_s C_{\lambda, s} \|\theta - \theta^*\|_2^2.
 \end{aligned}$$

This completes the proof by letting $C_{J''} = C_{\ell''} \min_s C_{\lambda, s}$. □

We then study the Lipschitz continuity of $J(\theta, \mathbf{u}, \mathbf{u}')$.

Lemma 2 (Lipschitz continuity of the perturbed objective). *For all \mathbf{u} and \mathbf{u}' such that $\|\mathbf{u}\|_2 \leq \epsilon$ and $\|\mathbf{u}'\|_2 \leq \epsilon$, $J(\theta, \mathbf{u}, \mathbf{u}')$ is Lipschitz continuous with a (not necessarily the best) Lipschitz constant independent of \mathbf{u} and \mathbf{u}' .*

Proof. Define $F(\theta, \mathbf{u}, \mathbf{u}') = \sup_{\mathbf{w} \in \Phi(\mathbf{u})} R_{\theta}(\mathbf{u}')$ and let $\mathbf{w}^* = \arg \sup_{\mathbf{w} \in \Phi(\mathbf{u})} R_{\theta}(\mathbf{u}')$. According to Danskin's theorem (Danskin, 1966), $\nabla_{\theta} F(\theta, \mathbf{u}, \mathbf{u}') = \sum_s w_s^* \nabla_{\theta} l_s$ where

$$\nabla_{\theta} l_s = \mathbb{E}_{p(x, y)} [p(z = s | x, y) \ell'(g_{\theta}(x), y) \nabla_{\theta} g_{\theta}(x)].$$

The assumptions (a) and (b) say that $\|\nabla_{\theta} g_{\theta}\|_\infty < \infty$ and $|\ell'(g_{\theta}(x), y)| < \infty$ so that

$$\begin{aligned}
 \|\nabla_{\theta} l_s\|_2 & \leq \|\nabla_{\theta} g_{\theta}\|_\infty \left(\sup_{|t| \leq \|g_{\theta}\|_\infty} \max_y |\ell'(t, y)| \right) \mathbb{E}_{p(x, y)} [p(z = s | x, y)] \\
 & = \|\nabla_{\theta} g_{\theta}\|_\infty \left(\sup_{|t| \leq \|g_{\theta}\|_\infty} \max_y |\ell'(t, y)| \right) p_s \\
 & < \infty,
 \end{aligned}$$

and it is clear that $w_s^* < \infty$. Hence,

$$\|\nabla_{\theta} F(\theta, \mathbf{u}, \mathbf{u}')\|_2 \leq \sum_{s=1}^S w_s^* \|\nabla_{\theta} l_s\|_2 < \infty,$$

which means $F(\theta, \mathbf{u}, \mathbf{u}')$ is Lipschitz continuous with a Lipschitz constant independent of \mathbf{u} and \mathbf{u}' .

By the assumption (d), $\Omega(\theta)$ is Lipschitz continuous and there exists a constant $C_\lambda > 0$ such that

$$\begin{aligned}\lambda(\mathbf{u}, \mathbf{u}') &\leq \lambda(\mathbf{0}, \mathbf{0}) + C_\lambda(\|\mathbf{u}\|_2 + \|\mathbf{u}'\|_2) \\ &\leq \lambda(\mathbf{0}, \mathbf{0}) + 2C_\lambda\epsilon \\ &< \infty.\end{aligned}$$

As a result, $\lambda(\mathbf{u}, \mathbf{u}')\Omega(\theta)$ possesses a Lipschitz constant independent of \mathbf{u} and \mathbf{u}' as well. \square

From now on, we investigate the Lipschitz continuity of the difference function

$$D(\theta) = J(\theta, \mathbf{u}, \mathbf{u}') - J(\theta, \mathbf{0}, \mathbf{0}),$$

which is the most challenging task in our perturbation analysis. Define

$$\begin{aligned}D_1(\theta) &= F(\theta, \mathbf{u}, \mathbf{u}') - F(\theta, \mathbf{u}, \mathbf{0}), \\ D_2(\theta) &= F(\theta, \mathbf{u}, \mathbf{0}) - F(\theta, \mathbf{0}, \mathbf{0}),\end{aligned}$$

where $F(\theta, \mathbf{u}, \mathbf{u}') = \sup_{\mathbf{w} \in \Phi(\mathbf{u})} R_\theta(\mathbf{u}')$ defined in Lemma 2, and then $D(\theta)$ can be decomposed as

$$D(\theta) = D_1(\theta) + D_2(\theta) + (\lambda(\mathbf{u}, \mathbf{u}') - \lambda(\mathbf{0}, \mathbf{0}))\Omega(\theta).$$

Given the assumption (d), the third function $(\lambda(\mathbf{u}, \mathbf{u}') - \lambda(\mathbf{0}, \mathbf{0}))\Omega(\theta)$ is Lipschitz continuous with a Lipschitz constant of order $\mathcal{O}(\|\mathbf{u}\|_2 + \|\mathbf{u}'\|_2)$. We are going to prove the same property for $D_1(\theta)$ and $D_2(\theta)$ using the assumptions (a), (b) and (c).

Lemma 3 (Lipschitz continuity of the difference function, I). *For any fixed \mathbf{u} and all \mathbf{u}' such that $\|\mathbf{u}'\|_2 \leq \epsilon$, $D_1(\theta)$ is Lipschitz continuous with a Lipschitz constant of order $\mathcal{O}(\|\mathbf{u}'\|_2)$.*

Proof. According to the chain rule in calculus,

$$\begin{aligned}\|\nabla_\theta D_1(\theta)\|_2 &= \left\| \sum_{s=1}^S \frac{\partial D_1(\theta)}{\partial l_s} \nabla_\theta l_s \right\|_2 \\ &\leq \left| \sum_{s=1}^S \frac{\partial D_1(\theta)}{\partial l_s} \right| \cdot \max_s \|\nabla_\theta l_s\|_2 \\ &= \mathcal{O} \left(\left| \sum_{s=1}^S \frac{\partial D_1(\theta)}{\partial l_s} \right| \right),\end{aligned}$$

since we have proven that $\|\nabla_\theta l_s\|_2 < \infty$ given the assumptions (a) and (b) in Lemma 2.

By definition,

$$\begin{aligned}D_1(\theta) &= \sup_{\mathbf{w} \in \Phi(\mathbf{u})} R_\theta(\mathbf{u}') - \sup_{\mathbf{w} \in \Phi(\mathbf{u})} R_\theta(\mathbf{0}) \\ &= \sup_{\mathbf{w} \in \Phi(\mathbf{u})} \sum_{s=1}^S w_s(l_s + u'_s) - \sup_{\mathbf{w} \in \Phi(\mathbf{u})} \sum_{s=1}^S w_s l_s.\end{aligned}$$

Let $\mathbf{w}^* = \arg \sup_{\mathbf{w} \in \Phi(\mathbf{u})} \sum_s w_s l_s$ and $\mathbf{v}^* = \arg \sup_{\mathbf{w} \in \Phi(\mathbf{u})} \sum_s w_s(l_s + u'_s)$, then according to Danskin's theorem (Danskin, 1966), $\partial D_1(\theta)/\partial l_s = v_s^* - w_s^*$ and

$$\begin{aligned}\left| \sum_{s=1}^S \frac{\partial D_1(\theta)}{\partial l_s} \right| &\leq \sum_{s=1}^S |v_s^* - w_s^*| \\ &\leq \sqrt{S} \|\mathbf{v}^* - \mathbf{w}^*\|_2,\end{aligned}$$

which means $\mathcal{O}(\|\nabla_\theta D_1(\theta)\|_2) = \mathcal{O}(\|\mathbf{v}^* - \mathbf{w}^*\|_2)$.

Consider the perturbation analysis of the following optimization problem

$$\min_{\mathbf{w}} - \sum_{s=1}^S w_s(l_s + u'_s) \quad \text{s.t. } \mathbf{w} \in \Phi(\mathbf{u}), \quad (81)$$

whose objective is perturbed and feasible region is unperturbed. Let

$$\begin{aligned} L(\mathbf{w}, \alpha, \alpha', \mathbf{u}') &= - \sum_{s=1}^S w_s(l_s + u'_s) + \alpha \left(\sum_{s=1}^S (p_s + u_s) f(w_s) - \delta \right) \\ &\quad + \alpha' \left(\sum_{s=1}^S (p_s + u_s) w_s - 1 \right) \end{aligned}$$

be the Lagrangian function, where $\alpha \geq 0$ and α' are Lagrange multipliers, and for simplicity the nonnegative constraints are omitted. Note that given the assumption (c), if $\alpha \neq 0$,

$$\frac{\partial^2}{\partial w_i \partial w_j} L(\mathbf{w}, \alpha, \alpha', \mathbf{u}') = \begin{cases} \alpha f''(w_i) > 0, & i = j, \\ 0, & i \neq j, \end{cases}$$

namely, $L(\mathbf{w}, \alpha, \alpha', \mathbf{u}')$ is locally strongly convex in \mathbf{w} . Thus,

- if $\alpha^* > 0$, the second-order sufficient condition (see Definition 6.2 in (Bonnans and Shapiro, 1998)) holds at \mathbf{w}^* that implies the corresponding second-order growth condition according to Theorem 6.3 in (Bonnans and Shapiro, 1998);
- if $\alpha^* = 0$, (81) is locally a standard linear programming around \mathbf{w}^* and it is fairly easy to see $\|\mathbf{v}^* - \mathbf{w}^*\|_2 = \mathcal{O}(\|\mathbf{u}'\|_2)$ according to Theorem 1 in (Robinson, 1977).

In the former case, it is obvious that for (81),

- the objective $-\sum_s w_s(l_s + u'_s)$ is Lipschitz continuous with a Lipschitz constant $\|\mathbf{l}\|_2 + \epsilon$ independent of \mathbf{u}' ;
- the difference function $-\sum_s w_s u'_s$ is Lipschitz continuous with a Lipschitz constant of order $\mathcal{O}(\|\mathbf{u}'\|_2)$.

Therefore, $\|\mathbf{v}^* - \mathbf{w}^*\|_2 = \mathcal{O}(\|\mathbf{u}'\|_2)$ by applying Proposition 6.1 in (Bonnans and Shapiro, 1998). \square

In order to prove the same property for $D_2(\theta)$, we need several lemmas.

Lemma 4. Denote by $f'(\mathbf{w}) = (f'(w_1), \dots, f'(w_S))^\top$. There exists a constant $C_{\cos} > 0$, such that $\cos(\mathbf{d} \circ f'(\mathbf{w}), \mathbf{d}) \leq 1 - C_{\cos}$ for all \mathbf{u} satisfying $\|\mathbf{u}\|_2 \leq \epsilon$, \mathbf{w} satisfying $\sum_s (p_s + u_s) f(w_s) = \delta$ and $\sum_s (p_s + u_s) w_s = 1$, and $\mathbf{d} > \mathbf{0}$.

Proof. Suppose the lemma is false, i.e., for any sufficiently large n , there exists some \mathbf{w}_n such that $\cos(\mathbf{d} \circ f'(\mathbf{w}_n), \mathbf{d}) = 1 - 1/(2n^2)$. Let $\zeta_n = \|\mathbf{d} \circ f'(\mathbf{w}_n)\|_2$ and $\eta_n = \zeta_n / \|\mathbf{d}\|_2$, then

$$\begin{aligned} \|\mathbf{d} \circ f'(\mathbf{w}_n) - \eta_n \mathbf{d}\|_2^2 &= \|\mathbf{d} \circ f'(\mathbf{w}_n)\|_2^2 + \eta_n^2 \|\mathbf{d}\|_2^2 - 2\eta_n (\mathbf{d} \circ f'(\mathbf{w}_n))^\top \mathbf{d} \\ &= 2\zeta_n^2 - 2\eta_n \cos(\mathbf{d} \circ f'(\mathbf{w}_n), \mathbf{d}) \|\mathbf{d} \circ f'(\mathbf{w}_n)\|_2 \|\mathbf{d}\|_2 \\ &= 2\zeta_n^2 - 2(1 - 1/(2n^2)) \zeta_n^2 \\ &= \zeta_n^2 / n^2. \end{aligned}$$

In other words, for $s = 1, \dots, S$,

$$\begin{aligned} |f'(w_{n,s}) - \eta_n| &= |d_s f'(w_{n,s}) - \eta_n d_s| / d_s \\ &\leq \|\mathbf{d} \circ f'(\mathbf{w}_n) - \eta_n \mathbf{d}\|_2 / d_s \\ &= (\zeta_n / n) / d_s \\ &\leq \zeta'_n / n, \end{aligned}$$

where $\zeta'_n = \zeta_n / \min_s d_s$. Consequently, for any $1 \leq i, j \leq S$ and $i \neq j$,

$$\begin{aligned} |f'(w_{n,i}) - f'(w_{n,j})| &\leq |f'(w_{n,i}) - \eta_n| + |f'(w_{n,j}) - \eta_n| \\ &\leq 2\zeta'_n/n. \end{aligned}$$

Let $C_{f''} > 0$ be the lower bound of $f''(t)$ mentioned in the assumption (c). This assumption also guarantees that $f'(t)$ is continuous, and by the mean value theorem, there is some t between $w_{n,i}$ and $w_{n,j}$ such that

$$\begin{aligned} |w_{n,i} - w_{n,j}| &= \left| \frac{f'(w_{n,i}) - f'(w_{n,j})}{f''(t)} \right| \\ &\leq 2\zeta'_n / (C_{f''}n). \end{aligned}$$

Let $\eta'_n = \sum_s w_{n,s} / S$, then $|w_{n,s} - \eta'_n| \leq 2\zeta'_n / (C_{f''}n)$ for $s = 1, \dots, S$.

Recall that $\sum_s (p_s + u_s)w_{n,s} = 1$, then

$$\begin{aligned} \left(1 + \sum_{s=1}^S u_s\right) \eta'_n - 1 &= \sum_{s=1}^S (p_s + u_s) \eta'_n - \sum_{s=1}^S (p_s + u_s) w_{n,s} \\ &= \sum_{s=1}^S (p_s + u_s) (\eta'_n - w_{n,s}), \end{aligned}$$

and hence

$$\begin{aligned} \left| \left(1 + \sum_{s=1}^S u_s\right) \eta'_n - 1 \right| &\leq \frac{2\zeta'_n}{C_{f''}n} \sum_{s=1}^S (p_s + u_s) \\ &= \frac{2\zeta'_n}{C_{f''}n} \left(1 + \sum_{s=1}^S u_s\right). \end{aligned}$$

This ensures $|\eta'_n - 1/(1 + \sum_s u_s)| \leq 2\zeta'_n / (C_{f''}n)$ and implies $|w_{n,s} - 1/(1 + \sum_s u_s)| \leq 4\zeta'_n / (C_{f''}n)$ for $s = 1, \dots, S$. Since $f(t)$ is twice differentiable and $\|\mathbf{w}_n\|_2 < \infty$, we must have $\zeta'_n < \infty$ and then $\lim_{n \rightarrow \infty} w_{n,s} = 1/(1 + \sum_s u_s)$ for all $s = 1, \dots, S$.

The Taylor expansion of $f(t)$ at $t = 1$ is $f(t) = f'(1)(t - 1) + \mathcal{O}((t - 1)^2)$ since $f(1) = 0$, and if $t = 1/(1 + \sum_s u_s)$,

$$f\left(\frac{1}{1 + \sum_{s=1}^S u_s}\right) = -f'(1) \cdot \frac{\sum_{s=1}^S u_s}{1 + \sum_{s=1}^S u_s} + \mathcal{O}\left(\left(\frac{\sum_{s=1}^S u_s}{1 + \sum_{s=1}^S u_s}\right)^2\right).$$

When $\|\mathbf{u}\|_2 \leq \epsilon$, $|\sum_s u_s| \leq \|\mathbf{u}\|_1 \leq \sqrt{S}\epsilon$, and

$$\begin{aligned} f\left(\frac{1}{1 + \sum_{s=1}^S u_s}\right) &\leq |f'(1)| \frac{\sqrt{S}\epsilon}{1 - \sqrt{S}\epsilon} + \mathcal{O}(\epsilon^2) \\ &\leq 2\sqrt{S}|f'(1)|\epsilon. \end{aligned}$$

As a result,

$$\begin{aligned} \lim_{n \rightarrow \infty} \sum_{s=1}^S (p_s + u_s) f(w_{n,s}) &= \sum_{s=1}^S (p_s + u_s) f\left(\frac{1}{1 + \sum_{s=1}^S u_s}\right) \\ &= \left(1 + \sum_{s=1}^S u_s\right) f\left(\frac{1}{1 + \sum_{s=1}^S u_s}\right) \\ &\leq (1 + \sqrt{S}\epsilon) \cdot 2\sqrt{S}|f'(1)|\epsilon \\ &\leq 4\sqrt{S}|f'(1)|\epsilon. \end{aligned}$$

However, this is impossible since $\sum_s (p_s + u_s) f(w_{n,s}) = \delta \geq 5\sqrt{S}|f'(1)|\epsilon$. □

Based on Lemma 4, we derive the convergence rate of $\Phi(\mathbf{u})$ to $\Phi(\mathbf{0})$.

Lemma 5. Let $d_{\mathcal{H}}(V, W)$ be the Hausdorff distance between two sets V and W :

$$d_{\mathcal{H}}(V, W) = \max \left\{ \sup_{\mathbf{v} \in V} \inf_{\mathbf{w} \in W} \|\mathbf{v} - \mathbf{w}\|_2, \sup_{\mathbf{w} \in W} \inf_{\mathbf{v} \in V} \|\mathbf{v} - \mathbf{w}\|_2 \right\}.$$

Then $d_{\mathcal{H}}(\Phi(\mathbf{u}), \Phi(\mathbf{0})) = \mathcal{O}(\|\mathbf{u}\|_2)$ for all \mathbf{u} satisfying $\|\mathbf{u}\|_2 \leq \epsilon$.

Proof. We are going to prove $\sup_{\mathbf{w} \in \Phi(\mathbf{0})} \inf_{\mathbf{v} \in \Phi(\mathbf{u})} \|\mathbf{v} - \mathbf{w}\|_2 = \mathcal{O}(\|\mathbf{u}\|_2)$, and the other direction can be proven similarly.

Pick an arbitrary $\mathbf{w}_0 \in \Phi(\mathbf{0})$. Let $\beta = \delta / (\delta + \|f(\mathbf{w}_0)\|_2 \|\mathbf{u}\|_2)$ and consider $\mathbf{v}_1 = \beta \mathbf{w}_0 + (1 - \beta) \mathbf{1}$,

$$\begin{aligned} \|\mathbf{v}_1 - \mathbf{w}_0\|_2 &= \|(\beta - 1)\mathbf{w}_0 + (1 - \beta)\mathbf{1}\|_2 \\ &= (1 - \beta) \|\mathbf{w}_0 - \mathbf{1}\|_2 \\ &\leq \|f(\mathbf{w}_0)\|_2 \|\mathbf{u}\|_2 \|\mathbf{w}_0 - \mathbf{1}\|_2 / \delta \\ &= \mathcal{O}(\|\mathbf{u}\|_2). \end{aligned}$$

Moreover,

$$\begin{aligned} \sum_{s=1}^S (p_s + u_s) f(v_{1,s}) &= \sum_{s=1}^S (p_s + u_s) f(\beta w_{0,s} + (1 - \beta)) \\ &\leq \sum_{s=1}^S (p_s + u_s) (\beta f(w_{0,s}) + (1 - \beta) f(1)) \\ &= \beta \left(\sum_{s=1}^S p_s f(w_{0,s}) + \sum_{s=1}^S u_s f(w_{0,s}) \right) \\ &\leq \beta (\delta + \|f(\mathbf{w}_0)\|_2 \|\mathbf{u}\|_2) \\ &= \delta, \end{aligned}$$

where the second line is due to the convexity of $f(t)$, the third line is because $f(1) = 0$, and the fourth line is according to Jensen's inequality. This means \mathbf{v}_1 belongs to the set $V_1 = \{\mathbf{w} \in \mathbb{R}^S \mid \sum_s (p_s + u_s) f(w_s) \leq \delta, w_s \geq 0\}$.

However, \mathbf{v}_1 does not belong to the set $V_2 = \{\mathbf{w} \in \mathbb{R}^S \mid \sum_s (p_s + u_s) w_s = 1, w_s \geq 0\}$. Since V_2 is a hyperplane, we can easily project \mathbf{v}_1 onto V_2 to obtain \mathbf{v}_2 , and

$$\begin{aligned} \|\mathbf{v}_2 - \mathbf{v}_1\|_2 &= \frac{1}{\|\mathbf{p} + \mathbf{u}\|_2} \left| \sum_{s=1}^S (p_s + u_s) v_{1,s} - 1 \right| \\ &\leq \frac{2}{\|\mathbf{p}\|_2} \left| \sum_{s=1}^S (p_s + u_s) (\beta w_{0,s} + 1 - \beta) - 1 \right| \\ &\leq \sqrt{4S} \left| \beta \sum_{s=1}^S p_s w_{0,s} + \beta \sum_{s=1}^S u_s w_{0,s} + (1 - \beta) \sum_{s=1}^S p_s + (1 - \beta) \sum_{s=1}^S u_s - 1 \right| \\ &= \sqrt{4S} \left| \beta + \beta \sum_{s=1}^S u_s w_{0,s} + (1 - \beta) + (1 - \beta) \sum_{s=1}^S u_s - 1 \right| \\ &\leq \sqrt{4S} \beta \left| \sum_{s=1}^S u_s w_{0,s} \right| + \mathcal{O}(\|\mathbf{u}\|_2^2) \\ &= \mathcal{O}(\|\mathbf{u}\|_2). \end{aligned}$$

After this projection, $\mathbf{v}_2 \notin V_1$ again.

Let \mathbf{v}_3 be the projection of \mathbf{v}_2 onto $\Phi(\mathbf{u}) = V_1 \cap V_2$, $T_w V_1(\mathbf{v}_3)$ be the tangent hyperplane to V_1 at \mathbf{v}_3 of $S - 1$ dimensions, and $T_w(V_1 \cap V_2)(\mathbf{v}_3)$ be that to $V_1 \cap V_2$ at \mathbf{v}_3 of $S - 2$ dimensions. As a consequence, $\mathbf{v}_3 - \mathbf{v}_2 \in V_2$ is one of normal

vectors to $T_w(V_1 \cap V_2)(\mathbf{v}_3)$ at \mathbf{v}_3 , which is also the projection of the normal vector to $T_w V_1(\mathbf{v}_3)$ at \mathbf{v}_3 onto V_2 . This means the normal vector to $T_w V_1(\mathbf{v}_3)$ at \mathbf{v}_3 belongs to the 2-dimensional plane determined by $\mathbf{v}_3 - \mathbf{v}_2$ and $\mathbf{v}_1 - \mathbf{v}_2$, since the latter is a normal vector to V_2 at \mathbf{v}_2 .

Consider the triangle $(\mathbf{v}_1 - \mathbf{v}_2, \mathbf{v}_3 - \mathbf{v}_2, \mathbf{v}_1 - \mathbf{v}_3)$. This is a right-angled triangle since $\mathbf{v}_1 - \mathbf{v}_2 \perp V_2$ and $\mathbf{v}_3 - \mathbf{v}_2 \in V_2$, so that

$$\|\mathbf{v}_1 - \mathbf{v}_3\|_2 = \frac{\|\mathbf{v}_1 - \mathbf{v}_2\|_2}{\sin(\mathbf{v}_2 - \mathbf{v}_3, \mathbf{v}_1 - \mathbf{v}_3)}.$$

Subsequently, let \mathbf{v}_4 be the intersection of $\mathbf{v}_1 - \mathbf{v}_2$ and $T_w V_1(\mathbf{v}_3)$, due to the convexity of V_1 ,

$$\begin{aligned} \sin^2(\mathbf{v}_2 - \mathbf{v}_3, \mathbf{v}_1 - \mathbf{v}_3) &\geq \sin^2(\mathbf{v}_2 - \mathbf{v}_3, \mathbf{v}_4 - \mathbf{v}_3) \\ &= 1 - \cos^2(\mathbf{v}_2 - \mathbf{v}_3, \mathbf{v}_4 - \mathbf{v}_3) \\ &= 1 - \cos^2(\mathbf{p} + \mathbf{u}, (\mathbf{p} + \mathbf{u}) \circ f'(\mathbf{v}_3)), \end{aligned}$$

where $\mathbf{p} + \mathbf{u}$ is a normal vector to V_2 containing $\mathbf{v}_2 - \mathbf{v}_3$, $(\mathbf{p} + \mathbf{u}) \circ f'(\mathbf{v}_3)$ is a normal vector to $T_w V_1(\mathbf{v}_3)$ containing $\mathbf{v}_4 - \mathbf{v}_3$, and both of them belong to the 2-dimensional plane determined by $\mathbf{v}_3 - \mathbf{v}_2$ and $\mathbf{v}_1 - \mathbf{v}_2$ as we have proven above. By definition, \mathbf{v}_3 is on the boundary of V_1 such that $\sum_s (p_s + u_s) f(v_{3,s}) = \delta$, and according to Lemma 4,

$$\begin{aligned} 1 - \cos^2(\mathbf{p} + \mathbf{u}, (\mathbf{p} + \mathbf{u}) \circ f'(\mathbf{v}_3)) &\geq 1 - (1 - C_{\cos})^2 \\ &= C_{\cos}(2 - C_{\cos}), \end{aligned}$$

which implies

$$\begin{aligned} \|\mathbf{v}_1 - \mathbf{v}_3\|_2 &\leq \frac{\|\mathbf{v}_1 - \mathbf{v}_2\|_2}{\sqrt{C_{\cos}(2 - C_{\cos})}} \\ &= \mathcal{O}(\|\mathbf{v}_1 - \mathbf{v}_2\|_2) \\ &= \mathcal{O}(\|\mathbf{u}\|_2). \end{aligned}$$

Combining $\|\mathbf{v}_1 - \mathbf{w}_0\|_2 = \mathcal{O}(\|\mathbf{u}\|_2)$ and $\|\mathbf{v}_1 - \mathbf{v}_3\|_2 = \mathcal{O}(\|\mathbf{u}\|_2)$ gives us $\|\mathbf{v}_3 - \mathbf{w}_0\|_2 = \mathcal{O}(\|\mathbf{u}\|_2)$, and thus $\inf_{\mathbf{v} \in \Phi(\mathbf{u})} \|\mathbf{v} - \mathbf{w}_0\|_2 \leq \|\mathbf{v}_3 - \mathbf{w}_0\|_2 = \mathcal{O}(\|\mathbf{u}\|_2)$. Since \mathbf{w}_0 is arbitrarily picked from $\Phi(\mathbf{0})$, the proof is completed. \square

Lemma 6 (Lipschitz continuity of the difference function, II). *For all \mathbf{u} such that $\|\mathbf{u}\|_2 \leq \epsilon$, $D_2(\theta)$ is Lipschitz continuous with a Lipschitz constant of order $\mathcal{O}(\|\mathbf{u}\|_2^{1/2})$.*

Proof. The proof goes along the same line with Lemma 3. Let $\mathbf{w}^* = \arg \sup_{\mathbf{w} \in \Phi(\mathbf{0})} \sum_s w_s l_s$ and $\mathbf{v}^* = \arg \sup_{\mathbf{w} \in \Phi(\mathbf{u})} \sum_s w_s l_s$, and consider the perturbation analysis of the following optimization problem

$$\min_{\mathbf{w}} - \sum_{s=1}^S w_s l_s \quad \text{s.t. } \mathbf{w} \in \Phi(\mathbf{u}),$$

whose objective is unperturbed and feasible region is perturbed. According to Lemma 5, we have $d_{\mathcal{H}}(\Phi(\mathbf{u}), \Phi(\mathbf{0})) = \mathcal{O}(\|\mathbf{u}\|_2)$, which ensures that the multifunction $\mathbf{u} \mapsto \Phi(\mathbf{u})$ is upper Lipschitz continuous and that $d_{\mathcal{H}}(\{\mathbf{w}^*\}, \Phi(\mathbf{u})) = \mathcal{O}(\|\mathbf{u}\|_2)$. Hence, $\|\mathbf{v}^* - \mathbf{w}^*\|_2 = \mathcal{O}(\|\mathbf{u}\|_2^{1/2})$ by applying Proposition 6.4 in (Bonnans and Shapiro, 1998). \square

Let us summarize what we have obtained so far:

- a second-order growth condition of $J(\theta, \mathbf{0}, \mathbf{0})$ at $\theta = \theta^*$;
- the Lipschitz continuity of $J(\theta, \mathbf{u}, \mathbf{u}')$ with a Lipschitz constant independent of \mathbf{u} and \mathbf{u}' ;
- the Lipschitz continuity of $D(\theta)$ with a Lipschitz constant of order $\mathcal{O}(\|\mathbf{u}\|_2^{1/2} + \|\mathbf{u}'\|_2)$.

Note that θ is unconstrained, by applying Proposition 6.1 in (Bonnans and Shapiro, 1998), we can obtain

$$\|\theta_{\mathbf{u}, \mathbf{u}'} - \theta^*\|_2 = \mathcal{O}(\|\mathbf{u}\|_2^{1/2} + \|\mathbf{u}'\|_2).$$

Table 2: Summary of dataset statistics.

Dataset	#Points	#classes	Dimension
20news	18040	20	50
shuttle	43500	7	9
german	1000	2	24
splice	3175	2	60
phishing	11055	2	68
mnist	70000	10	50
blood	748	2	4
ijcnn1	49990	2	22
adult	32561	2	123
satimage	4435	6	36
nomao	34465	2	89
fourclass	862	2	2
letter	20000	26	16
cod-rna	59535	2	8
svmguide3	1284	2	21
diabetes	768	2	8

This immediately implies

$$\|J(\theta_{\mathbf{u}, \mathbf{u}'}, \mathbf{0}, \mathbf{0}) - J(\theta^*, \mathbf{0}, \mathbf{0})\|_2 = \mathcal{O}(\|\mathbf{u}\|_2^{1/2} + \|\mathbf{u}'\|_2),$$

due to the Lipschitz continuity of $J(\theta, \mathbf{0}, \mathbf{0})$. □

J. Datasets

We obtained fourteen classification datasets from the UCI repository⁹ and also obtained 20newsgroups¹⁰ and MNIST datasets. We used the raw features for the datasets from the UCI repository. For the 20newsgroups dataset, we removed stop words and retained the 2000 most frequent words. We then removed documents with fewer than 10 words. We extracted tf-idf features and applied Principle Component Analysis (PCA) to reduce the dimensionality to 50. For the MNIST dataset, we applied PCA on the raw features to reduce the dimensionality to 50. The dataset statistics are summarized in Table 2.

K. Details of the Subcategory Shift Scenario

In this section, we give details on how we converted the original multi-class classification problems into multi-class classification problems with fewer classes.

For the datasets from the UCI repository, we systematically grouped the class labels into binary categories by the following procedure. First, class labels are sorted by the number of data points in the classes. Then, 1, 3, 5, \dots -th labels are assigned to a positive category and the others are assigned to a negative category. For MNIST, we considered a binary classification between odd and even numbers and set the original classes as subcategories. For 20newsgroups, we converted the original 20-class classification problem into a 7-class one with each class corresponding to a high-level topic: comp, rec, sci, misc, alt, soc, and talk. We then set the original classes as subcategories.

L. Experimental Results with the PE divergence

In this section, we report the experimental results using the PE divergence, where we set $\delta = 0.5$. The experimental results are reported in Table 3.

⁹<http://archive.ics.uci.edu/ml/index.html>

¹⁰<http://qwone.com/~jason/20Newsgroups/>

Table 3: Experimental comparisons of the three methods w.r.t. the estimated ordinary risk and the estimated structural adversarial risk using the 0-1 loss (%). The lower these values are, the better the performance of the method is. The PE divergence is used and distribution shift is assumed to occur at (a) the class level and (b) the sub-category level. Mean and standard deviation over 50 random train-test splits were reported. Best method and comparable ones based on the t-test at the significance level 1% are highlighted in boldface.

(a) When distribution shift occurs at the class level.

Dataset	Estimated ordinary risk (No distribution shift.) / Estimated adversarial risk (Data instance level distribution shift)			Estimated structural adversarial risk (Class level Distribution shift.)		
	ERM	Previous DRSL with f -divergences	Our DRSL	ERM	Previous DRSL with f -divergences	Our DRSL
20news	28.6 (0.3)	29.7 (0.4)	32.8 (0.4)	37.7 (0.4)	38.5 (0.4)	36.7 (0.5)
shuttle	3.8 (0.1)	4.8 (0.1)	2.7 (0.1)	9.1 (0.2)	11.4 (0.3)	5.5 (0.2)
german	23.7 (1.3)	23.8 (1.2)	27.4 (1.5)	35.1 (1.7)	37.0 (1.6)	28.9 (1.6)
splice	15.6 (0.5)	15.6 (0.5)	15.7 (0.5)	16.4 (0.6)	16.6 (0.6)	16.4 (0.6)
phishing	6.1 (0.2)	6.2 (0.2)	6.0 (0.2)	7.2 (0.3)	7.5 (0.3)	6.4 (0.3)
mnist	9.4 (0.1)	9.9 (0.1)	11.3 (0.1)	12.6 (0.1)	13.1 (0.1)	12.2 (0.1)
blood	22.4 (0.7)	22.5 (0.6)	32.7 (3.4)	47.7 (1.6)	49.3 (1.2)	39.0 (5.6)
ijcnn1	7.5 (0.1)	7.7 (0.1)	9.2 (0.1)	19.7 (0.2)	20.3 (0.2)	13.1 (0.2)
adult	15.3 (0.1)	15.3 (0.2)	18.7 (0.2)	24.9 (0.3)	24.9 (0.3)	19.2 (0.3)
satimage	14.2 (0.5)	14.5 (0.6)	15.5 (0.6)	26.4 (1.0)	25.6 (1.0)	21.1 (0.8)
nomao	5.4 (0.1)	5.5 (0.1)	6.1 (0.1)	7.6 (0.2)	7.8 (0.2)	6.2 (0.2)
fourclass	23.9 (1.2)	23.8 (1.4)	27.8 (1.8)	33.1 (1.8)	32.9 (1.8)	29.4 (2.3)
letter	23.1 (0.3)	26.1 (0.3)	25.2 (0.3)	30.7 (0.4)	35.0 (0.4)	29.0 (0.4)
cod-rna	6.3 (0.1)	6.7 (0.1)	6.3 (1.6)	7.7 (0.2)	9.0 (0.2)	6.5 (2.0)
svmguide3	18.6 (0.8)	18.7 (0.8)	23.7 (1.3)	34.4 (1.7)	35.2 (1.6)	26.7 (1.6)
diabetes	23.1 (1.4)	23.0 (1.3)	24.9 (1.5)	32.7 (2.0)	33.2 (2.0)	26.9 (2.0)

(b) When distribution shift occurs at the sub-category level.

Dataset	Estimated ordinary risk (No distribution shift.) / Estimated adversarial risk (Data instance level distribution shift)			Estimated structural adversarial risk (Class level Distribution shift.)		
	ERM	Previous DRSL with f -divergences	Our DRSL	ERM	Previous DRSL with f -divergences	Our DRSL
20news	18.1 (0.3)	19.3 (0.3)	20.0 (0.3)	27.9 (0.4)	29.6 (0.4)	26.5 (0.4)
shuttle	3.7 (0.1)	6.0 (0.2)	3.4 (0.3)	7.9 (0.3)	14.3 (0.5)	7.3 (0.8)
satimage	17.4 (0.4)	18.6 (0.4)	23.1 (3.3)	38.0 (0.5)	39.6 (0.6)	38.9 (1.0)
letter	36.4 (0.3)	41.1 (1.8)	39.6 (0.5)	53.9 (0.4)	57.4 (2.4)	47.0 (0.5)
mnist	13.3 (0.1)	13.5 (0.1)	15.6 (0.2)	20.0 (0.2)	20.2 (0.2)	18.6 (0.2)