

Jetted Tidal Disruptions of Stars as a Flag of Intermediate Mass Black Holes at High Redshifts

Anastasia Fialkov^{1*}, Abraham Loeb¹

¹ *Institute for Theory and Computation, Harvard University, 60 Garden Street, Cambridge, MA, 02138, USA*

8 October 2018

ABSTRACT

Tidal disruption events (TDEs) of stars by single or binary supermassive black holes (SMBHs) brighten galactic nuclei and reveal a population of otherwise dormant black holes. Adopting event rates from the literature, we aim to establish general trends in the redshift evolution of the TDE number counts and their observable signals. We pay particular attention to (i) jetted TDEs whose luminosity is boosted by relativistic beaming, and (ii) TDEs around binary black holes. We show that the brightest (jetted) TDEs are expected to be produced by massive black hole binaries if the occupancy of intermediate mass black holes (IMBHs) in low mass galaxies is high and if the TDE luminosity is proportional to the black hole mass. The same binary population will also provide gravitational wave sources for eLISA. In addition, we find that the shape of the X-ray luminosity function of TDEs strongly depends on the occupancy of IMBHs and could be used to constrain scenarios of SMBH formation. Finally, we make predictions for the expected number of TDEs observed by future X-ray telescopes finding that a 50 times more sensitive instrument than the Burst Alert Telescope (BAT) on board the *Swift* satellite is expected to trigger ~ 10 times more events than BAT, while 6-20 TDEs are expected in each deep field observed by a telescope 50 times more sensitive than the *Chandra X-ray Observatory* if the occupation fraction of IMBHs is high. Because of their long decay times, high-redshift TDEs can be mistaken for fixed point sources in deep field surveys and targeted observations of the same deep field with year-long intervals could reveal TDEs.

Key words: cosmology: theory–galaxies: jets–X-rays: bursts

1 INTRODUCTION

Supermassive black holes (SMBHs) with masses between 10^6 and $10^{10} M_\odot$ (Ghisellini et al. 2010; Thomas et al. 2016) are observed to reside at the centers of dark matter halos with masses $\gtrsim 10^{12} M_\odot$. Smaller dark matter halos, such as hosts of present day dwarf galaxies or galaxies at high redshifts, are expected to be populated with intermediate mass black holes (IMBHs) with masses in the range $\sim 10^2 - 10^6 M_\odot$ (Greene 2012). The origin of SMBHs and IMBHs is still not well understood. In hierarchical structure formation these black holes are expected to grow from initial seeds as a result of galaxy mergers in which black holes coalesce (see Graham 2015, for review). Gas-rich mergers fuel AGN emitting energy in the optical, ultraviolet and X-ray bands. Roughly 10% of low-redshift AGN ($z \lesssim 5$) are radio-loud (Jiang et al. 2007), producing a pair of collimated rel-

ativistic jets which could be observed to greater distances because of the relativistic beaming effect. The fraction of radio-loud quasars at higher redshifts ($z \sim 6$) was shown to be $8^{+5.0}_{-3.2}\%$ (Bañados et al. 2015), suggesting no evolution of the radio-loud fraction with z . On the other hand, if the merger is dry and the merging galaxies do not have enough gas to feed the black hole, a dormant massive black hole (MBH) results without observable electromagnetic signature.

Even though the samples of both SMBHs and IMBHs build up, the percentage of galaxies hosting central black holes (the so-called occupation fraction) is still unclear, especially in low mass galaxies (Greene & Ho 2007), and until recently IMBHs were considered hypothetical. However, recent observations have shown that some of dwarf galaxies in the local Universe could indeed be populated by IMBHs (Farrell et al. 2009; Reines 2013; Moran et al. 2014; Baldassare et al. 2015, 2016). The growing observational evidence includes 151 dwarf galaxies with candidate

* E-mail: anastasia.fialkov@cfa.harvard.edu

black holes in the mass range $10^5 - 10^6 M_\odot$ as identified from optical emission line ratios and/or broad H α emission (Reines 2013); 28 active galactic nuclei (AGN) with black hole masses in $10^3 - 10^4 M_\odot$ range in nearby low-mass, low-luminosity dwarf galaxies found with the Sloan Digital Sky Survey (Moran et al. 2014). In addition, Lemons et al. (2015) showed that large fraction of hard X-ray sources in dwarf galaxies are ultra-luminous, suggesting that they actually are IMBHs; Yuan et al. (2014) describe four dwarf Seyferts with masses $< 10^6 M_\odot$; Baldassare et al. (2015) reported observations of a $5 \times 10^4 M_\odot$ black hole in the dwarf galaxy RGG 118; while Baldassare et al. (2016) list eleven additional black holes with masses between $7 \times 10^4 - 1 \times 10^6 M_\odot$. Finally, it was shown that more than 20% of early-type galaxies with a stellar mass less than $10^{10} M_\odot$ are expected to have massive black holes in their cores (Miller et al. 2015). All this observational evidence suggests that IMBHs in dwarf galaxies are not as exotic as previously thought. However, dynamical mass measurements suggest a decline in the occupation fraction of black holes in host galaxies with velocity dispersion below 40 km s^{-1} (Stone et al. 2016).

One way to improve our constraints on the black hole occupation fraction is by probing the population of quiescent black holes when they are temporarily illuminated by a tidal disruption event (TDE) in which a star passing too close to the black hole is shredded by a gravitational tide which exceeds the self-gravity of the star. Theoretical work on TDEs spans several decades, including works by Hill (1975); Frank & Rees (1976); Lacy (1982); Carter & Luminet (1983); Rees (1988); Evans & Kochanek (1989); Phinney (1989); Magorrian & Tremaine (1999); Wang & Merritt (2004); Perets et al. (2006); Guillochon & Ramirez-Ruiz (2013); Stone et al. (2013); Stone & Metzger (2016); Roth et al. (2016) and others. When a TDE occurs, part of the stellar mass is ejected away, forming an elongated stream and heating the ambient medium (Guillochon & McCourt 2016), while the bound debris are accreted by the black hole emitting bright observable flare at a wide range of wavelengths from radio to γ -rays (Rees 1990). However, for very massive black holes ($\sim 1 \times 10^8 M_\odot$ for a solar mass star Kesden 2012) the tidal disruption distance is smaller than the Schwarzschild radius and stars are swallowed whole without exhibiting TDE flares. The emission peaks in the UV or soft X-rays with typical peak luminosity in the soft X-rays band being $L_X \sim 10^{42} - 10^{44} \text{ erg s}^{-1}$. The flare decays on the timescale of months or years as a power law with a typical index $-5/3$, which is often considered to be the telltale signature of a tidal disruption of a star by a massive black hole.

Following the first detection by ROSAT (Bade et al. 1996; Komossa & Bade 1999), about 50 TDEs have been observed (Komossa 2015) in hard X-ray (Bloom et al. 2011; Burrows et al. 2011; Cenko et al. 2012; Pasham et al. 2015), soft X-ray (Bade et al. 1996; Komossa & Bade 1999; Donley et al. 2002; Esquej et al. 2008; Maksym et al. 2010; Saxton et al. 2012, 2016), UV (Stern et al. 2004; Gezari et al. 2006, 2008, 2009) and optical (van Velzen et al. 2011; Gezari et al. 2012; Arcavi 2014; Chornock et al. 2014; Holoien et al. 2014; Vinko et al. 2015) wavelengths. Some of the observed TDEs exhibit unusual properties. In particular, one of the detected TDEs shows an excess of vari-

ability in its light curve (Saxton et al. 2012) which can be explained if the black hole is actually a binary with a mass of $10^6 M_\odot$, mass ratio of 0.1 and semimajor axis of 0.6 milliparsecs (Liu et al. 2014). This candidate appears to have one of the most compact orbits among the known SMBH binaries and has overcome the “final parsec problem” (Colpi 2014). Upon coalescence, it will be a strong source of gravitational wave emission in the sensitivity range of eLISA. Three other TDEs appear to be very bright in X-rays with peak soft X-ray isotropic luminosity being highly super-Eddington (Burrows et al. 2011; Cenko et al. 2012; Brown et al. 2015), while followup observations showed that these events were also associated with bright, compact, variable radio synchrotron emission (Zauderer et al. 2011; Cenko et al. 2012). The observed high X-ray luminosity can be explained if the tidal disruption of stars in these cases powered a highly beamed relativistic jet pointed at the observer (Tchekhovskoy et al. 2014). Based on these three observations, Kawamuro et al. (2016) concluded that $0.0007\% - 34\%$ of all TDE source relativistic jets, while Bower et al. (2013) and van Velzen et al. (2013) estimate that $\lesssim 10\%$ of TDEs produce jetted emission at the observed level. Formation of jets in TDE is a topic of active research, e.g., works by Metzger et al. (2012); Mimica et al. (2015); Genozov et al. (2016).

Based on the observations the TDE rate was derived to be $10^{-4} - 10^{-5}$ per year per galaxy (Donley et al. 2002; Khabibullin & Sazonov 2014; Esquej et al. 2008; Luo et al. 2008; Maksym et al. 2010; Gezari et al. 2008; Wang et al. 2012; van Velzen & Farrar 2014) and is consistent with order-of-magnitude theoretical predictions when IMBHs are ignored. The TDE rates were shown to be sensitive to the density profile and relaxation processes taking place in galactic nuclei (Magorrian & Tremaine 1999; Wang & Merritt 2004; Stone & Metzger 2016). The simplest and most commonly used estimate of the TDE rates is based on the steady-state solution of the Fokker-Planck equation describing the diffusion of stars in angular momentum and energy space driven by two-body relaxation. This process re-populates stellar orbits along which stars are disrupted by MBH, the so-called “loss cone”. With the two-body relaxation being the main process to refill the loss cone, other processes that may contribute to the stellar budget were also discussed in literature (Rauch & Tremaine 1996; Hopman & Alexander 2006; Merritt 2015; Bar-Or & Alexander 2016; Perets et al. 2006; Magorrian & Tremaine 1999; Merritt & Poon 2004; Vasiliev & Merritt 2013; Vasiliev 2014; Chen et al. 2009; Li et al. 2015; Wegg & Bode 2011; Liu & Chen 2013; Ivanov et al. 2005; Chen et al. 2011; Merritt & Wang 2005; Lezhnin & Vasiliev 2015, 2016).

It is still unclear why IMBHs do not contribute to the observed TDEs, and most of the related theoretical studies show that black holes with masses smaller than $10^6 M_\odot$ can disrupt stars at rates higher than those of higher masses (Wang & Merritt 2004; Stone & Metzger 2016). Therefore, if small halos are occupied by IMBHs, most disruptions are expected to occur in these systems making TDEs particularly good probes of the poorly-understood, low-mass end of MBH mass function (Stone & Metzger 2016). Moreover, once detected in large quantities, TDEs will offer insight into physics of quiescent black holes, probe ex-

extreme accretion physics near the last stable orbit, provide the means to measure the spin of black holes and probe general relativity in the strong-field limit (Hayasaki et al. 2016; Guillochon & Ramirez-Ruiz 2015c). In addition, jetted TDEs will allow us to explore processes through which relativistic jets are born.

In this paper we extrapolate the population of TDEs to high redshifts (out to $z = 20$), and predict their detectability with the next-generation X-ray telescopes. We propose a new way to test the occupation fraction of IMBHs through their unique contribution to the X-ray luminosity function. The paper is organized as follows: We summarize our approach in Section 2, deriving TDE rates as a function and outlining the TDE luminosity prescriptions. We showing the intrinsic X-ray luminosity function in Section 3. Next, we make predictions for realistic next generation X-ray surveys in Section 4 focusing on upgrades of *Swift* and *Chandra*. We summarize our conclusions in Section 5.

2 MODEL COMPONENTS

Even though TDEs have been extensively studied, the predicted rates are not in good agreement with observations. Therefore, we adopt simple assumptions for the event rates from literature with the aim to establish general trends in the redshift evolution of the TDE number counts and their observable signals. After defining the population of galaxies and black holes in Section 2.1, we start by considering rates in a given galaxy of halo mass M_h (Section 2.2) and generalize for a cosmological population of galaxies in Section 2.3. We discuss the luminosity of TDE flares in Section 2.4.

2.1 Galaxies and Black Holes

One of the key model ingredients that determines the TDE rates is the distribution of stars in galactic nuclei (Magorrian & Tremaine 1999; Wang & Merritt 2004). Depending on the merger history of the galaxy and the efficiency of feedback on star formation, the stellar density profile can develop either a core or a cusp. For simplicity we adopt a singular isothermal sphere (SIS) density profile $\rho(r) = \sigma^2/2\pi GR^2$ with σ being the constant velocity dispersion and R the halo virial radius. For a galaxy of halo mass M_h , the relation between the halo mass and the velocity dispersion is simply $M_h = 2\sigma^2 R/G$; while the velocity dispersion can be directly related to the black hole mass using the $M_{BH} - \sigma$ relation (Kormendy & Ho 2013; McConnell & Ma 2013; Saglia et al. 2016; Baldassare et al. 2015; Thomas et al. 2016)

$$M_{BH} = 0.309 \times 10^9 \times (\sigma/200 \text{ km s}^{-1})^{4.38} M_\odot, \quad (1)$$

which holds for a wide range of black hole masses from $5 \times 10^4 M_\odot$ (Baldassare et al. 2015) to $1.7 \times 10^{10} M_\odot$ (Thomas et al. 2016) in galaxies with a bulge (Guillochon & Loeb 2015b). Assuming the isothermal stellar distribution, Wang & Merritt (2004) derived TDE rates for galaxies with a single central black hole, while Chen et al. (2009) report the rates in a case of a black hole binary. As we discuss in Section 2.2, for MBH with masses in the range $M_{BH} \sim 10^5 - 10^8 M_\odot$ the TDE rates per halo computed using the isothermal stellar distribution are similar

(within tens of percent) to more realistic estimates based on a large galaxy sample (Stone & Metzger 2016), which justifies our assumption. The error in the rate estimation due to the idealized stellar density profile is small compared to other uncertainties, e.g., introduced by the poorly constrained occupation fraction of IMBHs in low mass galaxies, which amounts to one-two orders of magnitude uncertainty in the derived volumetric TDE rates.

In order to address the uncertainty in the occupation fraction, f_{occ} , of MBH we consider two extreme cases: (i) complete black hole occupation of all halos that form stars, and (ii) assume that there are no black holes with masses below $10^6 M_\odot$, which is equivalent to the vanishing occupation fraction in halos below $10^{10} - 10^{11} M_\odot$ (depending on redshift). We refer to the former case as MBHs (or $f_{occ} = 1$) and latter case as SMBHs (or $f_{occ} = 0$). The two cases can be considered as an upper (former case) and lower (latter case) limits for the occupation fraction yielding, respectively, upper and lower limits for the expected TDE rates.

Even though black hole seeds could exist in ever smaller halos in the hierarchical picture of structure formation, one also needs stars to fuel a TDE flare. The lowest mass of a halo in which stars can form at high redshifts before the end of hydrogen reionization at $z \sim 6$ is determined by the cooling condition, which involves either molecular or atomic hydrogen (Tegmark et al. 1997; Loeb & Furlanetto 2013; Barkana 2016). The lowest temperature coolant, molecular hydrogen, forms stars in dark matter halos as tiny as $\sim 10^5 M_\odot$. However, hydrogen molecules are easily destroyed by radiative feedback (Machacek et al. 2001) in which case star formation proceeds via atomic cooling in halos of $10^7 - 10^8 M_\odot$. Here we neglect the molecular cooling channel and assume that before reionization galaxies can form in halos down to a velocity dispersion of $\sim 12 \text{ km s}^{-1}$, which host black holes of mass $10^{3.1} M_\odot$. After reionization is complete, the smallest star forming halos are sterilized by photoheating feedback which evaporates gas out of all halos with velocity dispersion less than $\sim 25 \text{ km s}^{-1}$. As a result, small galaxies stop producing many stars and the loss cone of stars around the central black hole is most likely not refilled efficiently enough to support the equilibrium TDE rates. Therefore, we assume in the post-reionization era that all black holes below $\sim 10^{4.5} M_\odot$ remain without fuel and do not source TDEs. In a realistic reionization scenario, the minimal halo mass which efficiently forms stars would gradually rise with redshift (Sobacchi & Mesinger 2013; Cohen et al. 2016). However, because the reionization history is poorly constrained at present, we adopt the simplest scenario of instantaneous reionization at $z_{re} = 8$, consistent with latest constraints by the *Planck* satellite (Adam et al. 2016). The minimal black hole mass in our MBHs scenario is thus

$$M_{BH,min} = \begin{cases} 10^{3.1} M_\odot, & z \geq 8 \\ 10^{4.5} M_\odot, & z < 8 \end{cases}$$

In our second, conservative, scenario we assume that $M_{BH,min} = 10^6 M_\odot$. Several effects can contribute to low TDE rates from IMBHs, justifying our SMBHs scenario: black holes could be kicked out of halos as a result of merger; radiation from AGN could have negative feedback on star formation (AGN feedback), in this case the loss cone would not be replenished. Another possible feedback mechanism

is the stellar feedback from supernova explosions which can expel gas from the halo making star formation less efficient (Wytke & Loeb 2013).

An additional model ingredient that determines the TDE rate is the merger history of a halo which we incorporate in Section 2.3. As discussed in Section 2.2, the TDE rate in a recently merged galaxy is boosted by several orders of magnitude for $\sim 10^5$ years compared to a galaxy with a quiet merger history, e.g., works by Ivanov et al. (2005); Chen et al. (2009, 2011). The enhanced TDE rates are explained by the fact that the dynamics of the system are changed by the presence of a black hole binary produced as a result of a merger.

2.2 TDE rates per halo

In the case of a single black hole, the most secure way to feed stars into the loss cone around the black hole is via the standard two-body relaxation, which sets a lower limit on the TDE rates between 10^{-4} and 10^{-6} yr^{-1} (Frank & Rees 1976; Lightman & Shapiro 1977; Cohn & Kulsrud 1978; Magorrian & Tremaine 1999; Wang & Merritt 2004; Stone & Metzger 2016). Other processes that may contribute to the stellar budget include resonant relaxation (Rauch & Tremaine 1996; Hopman & Alexander 2006; Merritt 2015; Bar-Or & Alexander 2016), presence of massive perturbers such as stellar clusters or gas clouds (Perets et al. 2006), nonspherical geometry (Magorrian & Tremaine 1999; Merritt & Poon 2004; Vasiliev & Merritt 2013; Vasiliev 2014), black hole binaries (Chen et al. 2009; Li et al. 2015; Wegg & Bode 2011; Liu & Chen 2013; Ivanov et al. 2005; Chen et al. 2011), and anisotropy in the initial conditions (Merritt & Wang 2005; Lezhnin & Vasiliev 2015, 2016).

Assuming that the loss cone is refilled via two-body relaxation, the rate of tidal disruptions per halo per year for an isothermal stellar distribution Wang & Merritt (2004) reads

$$\dot{N}_{TDE}^{1h} \sim 2.47 \times 10^{-4} \left(\frac{\sigma}{100 \text{ km s}^{-1}} \right)^{7/2} \left(\frac{M_{BH}}{10^7 M_\odot} \right)^{-1} \text{ yr}^{-1} \quad (2)$$

where we only considered the disruption of solar mass stars¹. Despite the fact that the stellar density used to derive Eq. (2) is idealized, the rates are similar to those derived by Stone & Metzger (2016) for stellar profiles from a real galaxy sample. Stone & Metzger (2016) estimated TDE rates due to two-body relaxation from ~ 200 galaxies with $M_{BH} \sim 10^5 - 10^{10} M_\odot$ at $z \sim 0$ and got $\dot{N}_{TDE} \sim 1.2 \times 10^{-5} (M_{BH}/10^8 M_\odot)^{-0.247}$ for galaxies with a core and $\dot{N}_{TDE} \sim 6.5 \times 10^{-5} (M_{BH}/10^8 M_\odot)^{-0.223}$ for galaxies with a cusp. We checked that for our choice of $M_{BH}-\sigma$ relation Eq. (2) gives similar rates in normalization (up to several tens of percents) and comparable slope of ~ -0.2 when compared to the cusp fit of Stone & Metzger (2016).

Modeling TDE rates in merging system is more challenging, and rates are less understood than disruptions by

a single MBH. Even though all theoretical studies point in the direction of TDE rates boosted for $\sim 10^5$ years by ~ 2 orders of magnitude compared to the disruption by single MBH, there is no consensus on details and it is unclear at present what is the leading process that replenishes the loss cone. When two galaxies merge, the black holes in the galactic cores first inspiral toward each other due to the dynamical friction. Next, when the mass in gas and stars enclosed within the black hole orbit is smaller than the total mass of the two black holes, the black holes become gravitationally bound and evolve as a binary. For black hole masses of $\sim 10^6 M_\odot$ this occurs when the typical separation between the two black holes is \sim parsec. Gradually, the binary hardens. If the binary reaches separations $\lesssim 0.001$ pc, gravitational waves are emitted as the two MBHs coalesce. Each one of the stages in the evolution of the binary has its own rate of TDEs. Using N-body simulations to model dry major mergers, Li et al. (2015) conclude that in the first stage, the tidal disruption rate for two well separated MBHs in merging system has similar levels to the sum of the rates of two individual MBHs in two isolated galaxy. In their fiducial model Li et al. (2015) find that after two MBHs get close enough to form a bound binary, the disruption rate is enhanced by a factor of 80 within a short time lasting for 13 Myr. This boosted disruption stage finishes after the SMBH binary evolves to a compact binary system, corresponding to a drop back of the disruption rate to a level few times higher than for an individual MBH. Other studies also point in the direction of enhanced rates from binaries. In particular, Ivanov et al. (2005) considered secular evolution of stellar orbits in the gravitational potential of an unequal mass binary and derived rates of $10^{-2} - 1$ TDEs per year per galaxy for a $10^6 - 10^7 M_\odot$ primary black hole and a binary mass ratio $q > 0.01$. The duration of this boosted disruption stage was determined by the dynamical friction time scale

$$T_{dyn} \sim \frac{2 \times 10^2 (1+q)}{q} \left(\frac{10^7 M_\odot}{M_{BH}} \right)^{1/2} \text{ yr}. \quad (3)$$

Chen et al. (2009) used scattering experiments to show that gravitational slingshot interactions between hardened binaries and a bound spherical isothermal stellar cusp will be accompanied by a burst of TDEs. It appears that a significant fraction of stars initially bound to the primary black hole will be scattered into the loss cone by resonant interaction with the secondary black hole. Chen et al. (2009) provide a fitting formula for the maximal TDE rates per halo with a binary MBH system

$$\dot{N}_{TDE}^{2h} \sim (1+q)^{1/2} \left(\frac{\sigma}{100 \text{ km s}^{-1}} \right)^4 \left(\frac{M_{BH}}{10^7 M_\odot} \right)^{-1/3} \text{ yr}^{-1}. \quad (4)$$

and show that the enhancement lasts for $\sim 10^4$ years. Chen et al. (2011) included the Kozai-Lidov effect, chaotic three-body orbits, the evolution of the binary and the non-Keplerian stellar potentials and found that for masses of $10^7 M_\odot$ and $10^5 M_\odot$, TDE rates 0.2 events per year last for $\sim 3 \times 10^5$ years which is three orders of magnitude larger than for a single black hole and broadly agrees with the conclusions of Chen et al. (2009). Wegg & Bode (2011) included the same processes as Chen et al. (2011) and arrived at similar rates. They found that the majority of TDEs are due to chaotic orbits in agreement with Chen et al. (2009),

¹ The dependence of Eq. (2) on stellar mass can be re-introduced by adding a factor $(m_*/M_\odot)^{-1/3} (r_*/R_\odot)^{1/4}$ with $r_* = R_\odot (m_*/M_\odot)^{0.8}$ for stars along the lower main sequence.

showing that the Kozai-Lidov effect plays a secondary role. Their rates are somewhat smaller than in Chen et al. (2009) largely because the authors consider less cuspy stellar profiles. Li et al. (2015b) considered the evolution of stellar disruption around a binary with MBHs masses of $10^7 M_\odot$ and $10^8 M_\odot$ due to the eccentric Kozai-Lidov mechanism yielding rate of 10^{-2} TDE per year for 5×10^5 years. Finally, Liu & Chen (2013) concluded that the TDE rates of stars by SMBHs in the early phase of galaxy merger when galactic dynamical friction dominates could also be enhanced by several orders of magnitude (up to 10^{-2} events per year per galaxy) as a result of the perturbation by companion galactic core and the triaxial gravitational potential of the galactic nucleus.

To accommodate tidal disruptions induced by binary MBHs we adopt the fitting function given by Eq. (4) assuming that this enhanced rate last for a dynamical time T_{dyn} , while for the rest of the time the TDE rate is simply \dot{N}_{TDE}^{1h} . As we can derive from Eqs. (2) and (4) the scaling of TDE rates with M_{BH} is different for single and binary MBHs. Applying the $M_{BH} - \sigma$ relation to Eqs. (2) and (4) we find that the TDE rate scales as $\dot{N}_{TDE}^{2h} \propto M_{BH}^{0.6}$ for binaries and $\dot{N}_{TDE}^{1h} \propto M_{BH}^{-0.2}$ for single black holes. This property has immediate implications to the total observable TDE rates that will be discussed in Section 4.

2.3 Number of TDEs across cosmic time

The observed TDE number counts per unit time that originate from redshift z depends on several factors with the dominant factor being the amount of halos of each mass and their merger history. To determine the halo abundance we make use of the Sheth-Tormen mass function (Sheth & Tormen 1999) in calculating the comoving number density of halos in each mass bin dN_h/dM_h in units of $M_\odot^{-1} \text{Mpc}^{-3}$. Next, adopting the merger rates of Fakhouri et al. (2010) we calculate the dimensionless average merger rate $dN_m/d\zeta/dz$ (in units of mergers per halo per unit redshift per unit halo mass ratio, ζ), given by a fitting formula

$$\frac{dN_m}{d\zeta dz}(M, \zeta, z) = A \left(\frac{M}{10^{12} M_\odot} \right)^\alpha \zeta^\beta \exp \left[\left(\frac{\zeta}{\bar{\zeta}} \right)^\gamma \right] (1+z)^\eta, \quad (5)$$

where $(\alpha, \beta, \gamma, \eta) = (0.133, -1.995, 0.263, 0.0993)$ and $(A, \bar{\zeta}) = (0.0104, 9.72 \times 10^{-3})$.

For each halo we assign a TDE rate of \dot{N}_{TDE}^{2h} according to the probability, P_2 , of it to encounter a recent merger, and \dot{N}_{TDE}^{1h} with a probability $P_1 = 1 - P_2$. The probability, P_2 , is determined using the following criterion: if the time between mergers is larger than the dynamical time, the TDE rates are those of single MBH, while if the time between mergers is smaller than T_{dyn} , there is an enhancement due to binaries. Given the merger rates, we estimate the probability of a halo of mass M_h at redshift z to be a result of a recent merger as follows

$$P_2(M_h, z) = 1 - \exp[-T_{dyn}\lambda],$$

where

$$\lambda = \int d\zeta \frac{dN_m}{dz d\zeta} \frac{dz}{dt}. \quad (6)$$

For very light halos, mergers are frequent and halos typ-

ically undergo several mergers within T_{dyn} , in which case the probability for a merger is near unity. We assume that probability for merger with black hole mass ratio q is flat for $q = 10^{-3} - 10^{-1}$, and q is related to the halo mass ratio, ζ , through Eq. (1). We ignore mergers with $0.1 < q < 1$ as they are expected to be rare. The top panel of Figure 1 shows the halo mass weighted number density of mergers $\int dM_h P_2 dN_h/dM_h$ that yield enhanced TDE rates per unit volume in cases of $f_{occ} = 0$ (SMBHs only) and $f_{occ} = 1$ (all MBHs). In each case, the integral is over halos whose progenitors have both large enough black holes and gas to form stars. Such mergers are rare when the minimal mass is high (SMBH case), especially at high redshifts. In the case of $f_{occ} = 1$ we can clearly see the turn on of photoheating feedback at $z = 8.8$ which shuts down star formation in galaxies below $M_h \sim 10^9 M_\odot$ at lower redshifts leading to suppressed TDE rate.

Having the proper probabilities we can now calculate the expected TDE rates for an observer as a function of redshift. At every given redshift P_1 halos in each mass bin host a single MBH yielding TDE rate

$$\dot{N}_{TDE}^1 = \int dM_h \frac{dN_h}{dM_h} P_1 \frac{\dot{N}_{TDE}^{1h}}{(1+z)}. \quad (7)$$

The factor $(1+z)$ compensates for the time dilation in the apparent rate. The contribution from binaries is given by

$$\dot{N}_{TDE}^2 = \int dM_h \frac{dN_h}{dM} \int dq \frac{dP_2}{dq} \frac{\dot{N}_{TDE}^{2h}}{(1+z)}. \quad (8)$$

The total number density of TDE per year per unit comoving volume, $\dot{N}_{TDE} = \dot{N}_{TDE}^1 + \dot{N}_{TDE}^2$, is shown on the bottom panel of Figure 1.

As was pointed out above, TDE rates induced by binary black holes are higher in the high black hole mass end, while the single black hole systems are more efficient in the low black hole mass end. To demonstrate this feature, we show on Figure 2 the fraction of intrinsic events (with no $(1+z)$ factor) sourced by single black holes out of total number of TDEs at $z = 0$ and $z = 5$ as a function of the black hole mass (total mass in the case of binaries) in solar mass units for $f_{occ} = 0$ and 1. As expected from the TDE scaling with the black hole mass ($\propto M_{BH}^{0.6}$ for binaries and $\propto M_{BH}^{-0.2}$ for single black holes), binary systems dominate at large black hole masses and at high redshifts (because of the increased merger rates). The mass dependence determines contribution of each component to the overall luminosity function of the TDEs which we consider in the next section.

Finally, in our cosmological model we assume that 10% of all TDE source jets with the Lorentz factor of order $\Gamma = 10$ based on X-ray observations of jetted TDE (Burrows et al. 2011). In the spirit of our simple approach we ignore parameters, such as stellar magnetic fields (Guillochon & McCourt 2016), which could affect fraction of jetted TDEs and assume a constant jet fraction over the halo mass and redshift range. Because the luminosity is channelled into a collimated beam of an opening angle $\theta \sim 1/\Gamma$, only a small fraction of the jetted TDEs will be actually observable. For an observer, the fraction of sky covered by the jets pointing toward the observer is, thus, $f_{jet} = 10\% \times 2 \times \pi \theta^2 / 4\pi = 5 \times 10^{-2}\%$ where we accounted for two jets emitted by every system. Overall, the observed TDE rates will include 90% of non-jetted TDE

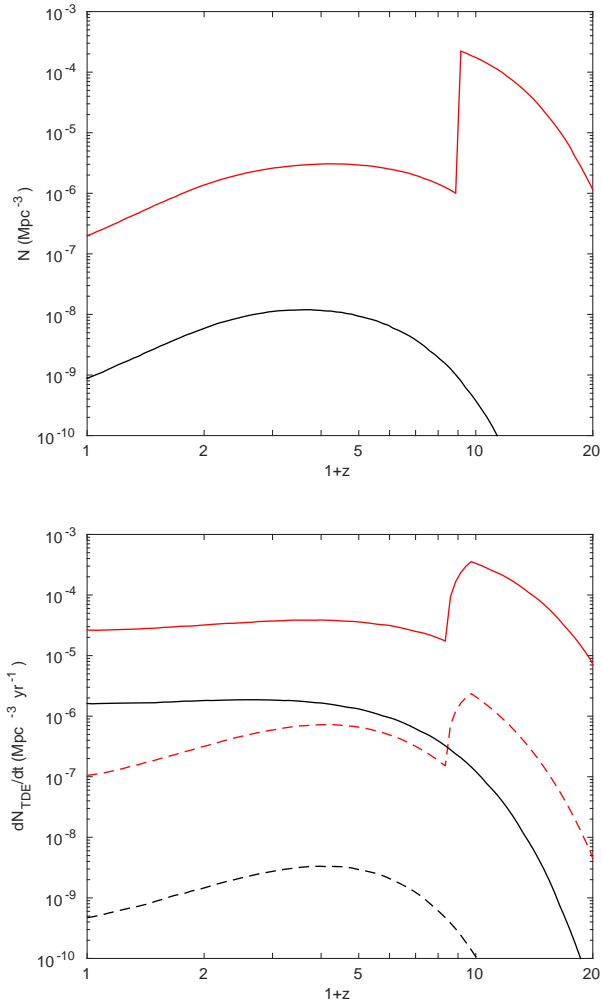


Figure 1. Top: Halo mass averaged number density of systems with mergers that occurred at $t < T_{dyn}$. We show the case of SMBHs only ($f_{occ} = 0$, black) and all MBHs ($f_{occ} = 1$, red). Bottom: Intrinsic TDE rates in the observer’s frame per comoving volume as a function of redshift are shown for SMBHs only (black) and all MBHs (red). In each case we show the contribution of single black holes with rates from Wang & Merritt (2004) (solid, \dot{N}_{TDE}^{1h}) and contribution of binaries (dashed, \dot{N}_{TDE}^{2h}) assuming solar mass stars. In all cases with mergers we assume that the enhancement due to binaries lasts for T_{dyn} .

and f_{jet} of TDE with jets where we account only for the events that point toward the observer.

2.4 Luminosity of TDE flares

The TDE rates shown in Figure 1 are not the ones we would actually observe. Observable rates depend on the luminosity (observed flux) of each event as well as on the sensitivity of a telescope (discussed in the next Section). In this section we outline our assumptions for the TDE luminosity and use them in Section 4 to calculate the observable signals. Because we are mainly interested in the high-redshift events which could be observed in X-rays when relativistic jets are produced, we will focus on the TDE

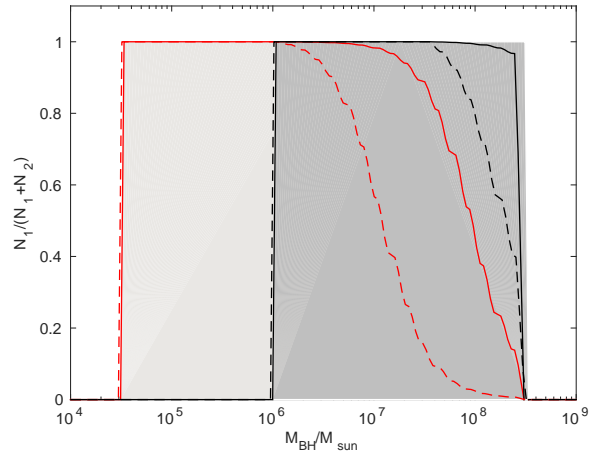


Figure 2. Fraction of intrinsic disruption events sourced by single black holes versus black hole mass for SMBHs only ($f_{occ} = 0$, black curves) and all MBHs ($f_{occ} = 1$, red curves). We show the fraction at $z = 0$ (solid) and $z = 5$ (dashed). The dark grey region marks the occupation of SMBH, whereas the pale grey refers to the occupation of IMBHs.

signature in X-rays ignoring their UV and optical counterparts. We are also largely ignoring radio signals because it is unclear whether or not the radio emission from the TDE sourced jets arises from the same regions as their X-ray emission. The three X-ray observations of TDEs with jets include: (1) SwiftJ164449.3+573451, hereafter Sw1644+57 (Bloom et al. 2011; Burrows et al. 2011; Levan et al. 2011), of peak X-ray isotropic luminosity $L_X \sim 4 \times 10^{48} \text{ erg s}^{-1}$ which originated from a galaxy at $z = 0.353$ and was discovered in March 2011 by the *Swift* Burst Alert Telescope (BAT, 15–150 keV, Barthelmy et al. 2005); (2) SwiftJ2058.4+0516, hereafter SwJ2058+05 (Cenko et al. 2012), of peak X-ray isotropic luminosity equivalent to $L_X \sim 4 \times 10^{48} \text{ erg s}^{-1}$, which was discovered at $z = 1.185$ in May 2011 by the BAT as part of the hard X-ray transient search; and (3) SwiftJ1112.2-8238, Sw1112-82 hereafter (Brown et al. 2015), which was detected by BAT in June 2011 as an unknown, long-lived gamma-ray transient source in a host identified at $z = 0.89$ and with $L_X \sim 6 \times 10^{48} \text{ erg s}^{-1}$. Estimates of the SMBH mass in each one of these events yield $M_{BH} \sim 10^6 - 10^7 M_\odot$. Because the Eddington luminosity for a black hole of mass M_{BH} is only $L_{Edd} = 1.3 \times 10^{38} (M_{BH}/M_\odot) \text{ erg s}^{-1}$, these events either are intrinsically highly super-Eddington or the emitted energy is channeled in tightly collimated jets and the luminosity is boosted by a factor of $\sim 10^3 - 10^4$.

Theory predicts that a flare is produced when debris return to the vicinity of a black hole $t_{fall} \approx 0.1 (M_{BH}/10^6 M_\odot)^{1/2}$ years after the disruption and forms an accretion disc. If a solar mass star is completely disrupted, its debris fallback rate is (Rees 1988; Phinney 1989; Stone et al. 2013)

$$\dot{M}_{fall} \sim \frac{1}{3t_{fall}} \left(\frac{t}{t_{fall}} \right)^{-5/3} M_\odot \text{ yr}^{-1} \quad (9)$$

with the peak mass accretion rate value of

$$\frac{\dot{M}_{peak}}{\dot{M}_{Edd}} = 133 \left(\frac{M}{10^6 M_\odot} \right)^{-3/2}, \quad (10)$$

where the Eddington accretion rate is $\dot{M}_{Edd} = L_{Edd}/\eta c^2$ and $\eta \sim 0.1$ is a typical radiative efficiency. It is likely that the mass fallback rate can be directly related to the observed X-ray luminosity of the source and, thus, can be used to determine the total emitted energy. In particular, if the accretion rate is fully translated to the bolometric luminosity, the peak luminosity is $L_{peak} = \eta c^2 \dot{M}_{peak}$. However, it is still not clear what is the efficiency of this process especially for intermediate black holes with mass less than 50 million solar masses for which L_{peak} is highly super-Eddington for efficient circularization of the debris (Guillochon et al. 2015; Dai et al. 2015; Shiokawa et al. 2015).

Super-Eddington accretion fueled by a tidal disruption of a star was both detected in Nature (Kara et al. 2016) and studied in numerical simulations (McKinney et al. 2014; Sadowski et al. 2015a; Sadowski & Narayan 2015b; Jiang et al. 2014; Inayoshi et al. 2016; Sakurai et al. 2016). Based on observations of reverberation in the redshifted iron $K\alpha$ line (Kara et al. 2016), super-Eddington accretion was detected in one of the jetted TDE events, Sw1644+57. From the reverberation timescale, the authors estimate the mass of the black hole to be a few million solar masses, suggesting an accretion rate of at least 100 times the Eddington limit. Simulations suggest that relativistic beaming can explain observed super-Eddington luminosities indicating that, once the accretion is super-Eddington, relativistic jets can be produced (McKinney et al. 2014). Although the overall radiative efficiency and luminosity are still debated, in simulations a strong outflow is generated and radiation can leak through a narrow funnel along the polar direction. Close to the black hole, a jet carves out the inner accretion flow, exposing the X-ray emitting region of the disk. Sadowski et al. (2015a) found that if a source with moderate accretion rate is observed down the funnel, the apparent luminosity of such a source will be orders of magnitude higher than the non-jetted luminosity. Sadowski & Narayan (2015b) show that for an observer viewing down the axis, the isotropic equivalent luminosity is as high as $10^{48} \text{ erg s}^{-1}$ for a $10^7 M_\odot$ black hole accreting at 10^3 the Eddington rate, which agrees with the observations of jetted TDEs. Independent of the accretion rate in simulations, super-Eddington disks around black holes exhibit a surprisingly large efficiency of $\eta \sim 4\%$ for non-rotating black holes; while spinning black holes yield the maximal efficiency of jets of 130% (Piran et al. 2015).

In other simulated systems such as stellar black holes, observed super-Eddington luminosities are also inferred: Jiang et al. (2014) studied super-Eddington accretion flows onto black holes using a global three dimensional radiation magneto-hydrodynamical simulation and found mass accretion rate of $\dot{M} \sim 220 L_{Edd}/c^2$ with outflows along the rotation axis, and radiative luminosity of $10 L_{Edd}$; $\dot{M} \sim 400 L_{Edd}/c^2$ was measured for a $10 M_\odot$ black hole with peak luminosity of $50 L_{Edd}$ (McKinney et al. 2015); Inayoshi et al. (2016) argued that $\dot{M} \sim 5000 L_{Edd}/c^2$ is limited to the Eddington luminosity in a metal poor environment, but Sakurai et al. (2016) find $1 < L/L_{Edd} < 100$.

Because the TDE flares in jetted events are not fully understood (although see Crumley et al. 2016), we use two

simple approaches to derive first the bolometric, and then the X-ray, luminosity for each event. Our first approach (Model A) is to simply assign the Eddington luminosity to each event according to the black hole mass, $L_{TDE}^A = L_{Edd}$. The second approach (Model B) assumes that the TDE bolometric luminosity is proportional to the mass accretion rate. However, for IMBHs the peak accretion rate exceeds both the observed rates and the simulated ones by few orders of magnitude. As studies have shown, TDE luminosity is not likely to exceed few hundreds L_{Edd} (McKinney et al. 2014; Sadowski et al. 2015a; Sadowski & Narayan 2015b; Jiang et al. 2014; Inayoshi et al. 2016; Sakurai et al. 2016). Therefore, we adopt an upper limit of $300 L_{Edd}$ and the luminosity of each event reads

$$L_{TDE}^B = \min [L_{peak}, 300 L_{Edd}]. \quad (11)$$

The major distinction between Models A and B is that in Model A the brightest events are produced by the biggest black holes which also are the rarest ones, especially at high redshifts; while when the luminosity scales as the accretion rate with a ceiling (Model B), the most luminous events are produced by black holes of mass $M_{BH} \sim 2.5 \times 10^6 M_\odot$ which are more common.

Observations show that the X-ray luminosity of the three jetted TDEs has a spectral energy distribution (SED) well fitted by a power law $S_\nu \propto \nu^{-\alpha}$ with a spectral index α in the range of $0.3 - 1$ with $\alpha = 0.33$ for Sw1112-82, $\alpha \sim 0.8$ for Sw1644+57 and $\alpha \sim 0.6$ for SwJ2058+05. Therefore, in our modeling we adopt power-law SED with a unique spectral index of $\alpha = 0.5$ to describe all the jetted events. The SED of a non-jetted TDE is expected to be a combination of a power-law and a black body, where the latter is negligible at high enough energies ($\sim 1 \text{ keV}$ and above, Kawamuro et al. 2016). We follow Kawamuro et al. (2016) assuming that the spectral index, α , is the same for non-jetted events as for the jetted ones ($\alpha = 0.5$). The intrinsic spectral luminosity of an event is thus $L_\nu = L_0 \nu^{-\alpha}$ where L_0 is the normalization constant. Assuming that the SED of these objects over a wide wavelength range is similar to that of AGN, we can calculate the X-ray luminosity of each event based on its bolometric luminosity. For the soft X-ray band ($2 - 10 \text{ keV}$) we adopt a bolometric correction factor of $k_{2-10} \sim 50$ for the Eddington and $k_{2-10} = 70$ for the super-Eddington accretion rates (Kawamuro et al. 2016; Vasudevan & Fabian 2007). Given these numbers we normalize our power law spectra in the soft X-ray band so that $L_0 = k_{2-10}(1 - \alpha)L_{TDE} [10^{1-\alpha} - 2^{1-\alpha}]^{-1}$. Using this prescription we can calculate the observed spectral flux for non-jetted TDEs at redshift z

$$S_\nu = \frac{L_0 \nu^{-\alpha} (1+z)^{1-\alpha}}{4\pi D_L^2}, \quad (12)$$

where D_L is the luminosity distance to the source. In a jet, the observed flux at an observed frequency ν is boosted by the factor of $\mathcal{D}^{3+\alpha}$ where $\mathcal{D} = [\Gamma(1 - B\mu_{obs})]^{-1}$ is the Doppler factor and $\mu_{obs} = \cos \theta$ is the angle of the jet with respect to the observer (Burrows et al. 2011).

Simulations show that TDEs occurring around MBH binaries have similar peak luminosity in X-rays as TDEs sourced by single black holes; however, the light curve has stronger variability in time due to the perturbations introduced by the secondary black hole (Liu et al. 2009,

2014; Coughlin et al. 2016; Ricarte et al. 2016). Therefore, we adopt similar prescription as described above to assigned X-ray luminosity to TDEs sourced by binaries.

3 INTRINSIC LUMINOSITY FUNCTION

We can now make predictions for the intrinsic X-ray luminosity function of TDEs in the two cases of SMBHs and MBHs. It appears that, because TDE rates from single and binary black holes scale differently with M_{BH} , binaries dominate TDE production in the most massive halos and, as a result, contribute the brightest TDE flares in Model A. However, this contribution is significant only when small dark matter halos are occupied by IMBHs providing enough progenitors to form SMBH binaries. In the case of Model B, the most luminous events happen in systems with $M_{BH} \sim 2.5 \times 10^6 M_\odot$ which are dominated by single black holes. In case only SMBHs populate halos, TDEs from binaries occur only in systems with both black holes of $M_{BH} > 10^6 M_\odot$ which are extremely rare and contribute at most few percent of the brightest TDE flares.

The fraction of events brighter than $10^{45} \text{ erg s}^{-1}$ (which is close to the Eddington luminosity of a $M_{BH} = 10^7 M_\odot$ black hole) is shown on Figure 3. To reinforce this point, we list in Table 1 the percentage of events brighter than $10^{45} \text{ erg s}^{-1}$ produced by binary black holes at redshifts $z = 0, 0.5, 1, 2, 5, 7, 10$, and 15. The importance of binaries grows toward higher redshifts where mergers are more frequent. In the case of fully occupied halos, binaries start dominating the bright events at $z = 1$ in Model A and their contribution increases with redshift; while in Model B the maximal fraction of bright TDEs sourced by binaries is only $\sim 11\%$ in the post-reionization era ($z \lesssim 8$). In both Models A & B with $f_{occ} = 1$ we find a sudden increase in the binary contribution at $z > 8$ (pre-reionization era) when the photoheating feedback is not active. In the case of $f_{occ} = 0$, as expected, the fraction of binaries is at most few percents and varies smoothly with redshift as this population is not affected by the photoheating feedback. With next generation X-ray telescopes which could statistically analyze high redshift TDEs, the change in TDE number counts with redshift could be a smoking gun of feedback processes or a marker of the black hole occupation fraction.

We conclude this section by showing the expected cumulative X-ray luminosity function for Model A (top panel of Figure 4) and Model B (bottom panel of Figure 4) versus X-ray luminosity in the observed 1-150 keV band. Our results are presented for both SMBHs and MBHs. In the case of MBHs there are four distinct terms (shown separately on the figure) that affect the luminosity function and contributes a “knee”, i.e., the contributions from single and binary black holes of jetted and non-jetted events. When the TDE luminosity scales with the halo mass (Model A) each one of these terms dominates specific luminosity regime, while the impact of binaries is less evident in the case of Model B. On the other hand, our SMBHs model has only two distinct features because in this case mergers have a negligible contribution and the knees in the luminosity function result from the jetted and non-jetted population of TDEs produced by single black holes. The shape of the luminosity function

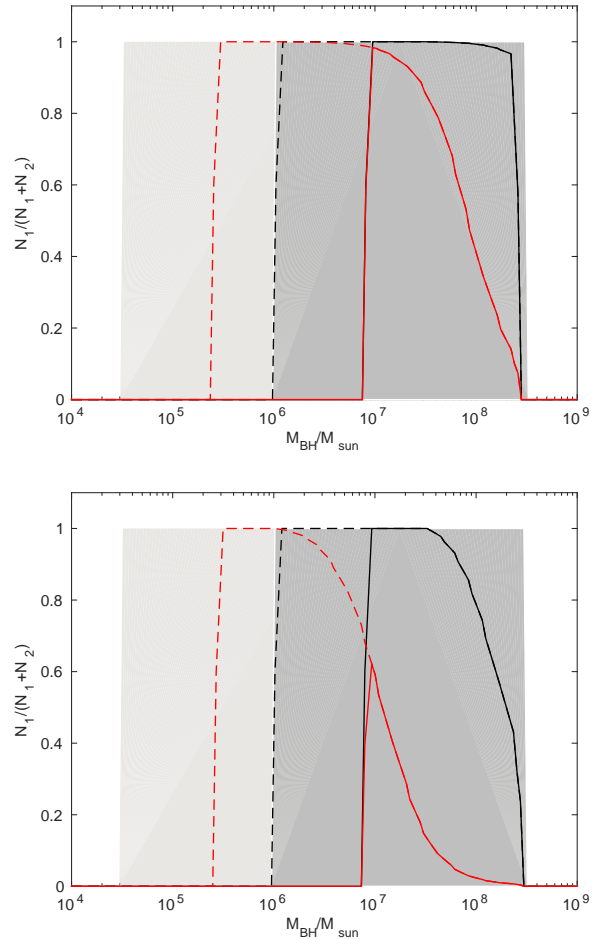


Figure 3. Fraction of TDEs brighter than an intrinsic luminosity $L > 10^{45} \text{ erg s}^{-1}$ (close to the Eddington luminosity of $M_{BH} = 10^7 M_\odot$) that are sourced by single MBHs, $N_{TDE}^1/(N_{TDE}^1 + N_{TDE}^2)$, as a function of M_{BH} at $z = 0$ (top) and $z = 5$ (bottom). We show the case of Model A (solid) and B (dashed) for SMBH (black) and MBHs (red). The dark grey region marks the occupation of SMBH, with pale grey referring to IMBHs.

alone could be used to place limits on the occupancy of the IMBHs once a complete compilation of TDEs is available.

4 OBSERVATIONAL SIGNATURE

Number of disruption events that are actually detected by a telescope depend on its flux limit and field of view. Here we will focus on telescopes such as *Swift* and *Chandra* and explore signals which next-generation X-ray missions could probe. Bright X-ray transients such as GRBs or jetted TDEs are detected when they first trigger the BAT on *Swift*. The trigger occurs if the signal’s flux rises above $28.8 \times 10^{-11} \text{ erg cm}^{-2} \text{ s}^{-1}$ in the hard X-ray band (15-150 keV), i.e., reaches the $6\text{-}\sigma$ statistical significance of BAT (Barthelmy et al. 2005). Interestingly, all three jetted TDEs were detected by *Swift* over a period of three consecutive months, which suggests the possibility that further examples may be uncovered by detailed searches of the BAT archives. The X-ray Tele-

Model	Redshift	All	Bright (A)	Bright (B)
$f_{occ} = 1$	$z = 0$	0.4%	25.2%	2.1%
	$z = 0.5$	0.7%	38.3%	3.6%
	$z = 1$	1.0%	50.8%	5.1%
	$z = 2$	1.6%	66.7%	8.7%
	$z = 5$	1.5%	83.8%	11.1%
	$z = 7$	0.9%	85.7%	8.3%
	$z = 8$	0.9%	98.2%	68.6%
	$z = 10$	0.5%	98.4%	69.8%
	$z = 15$	0.1%	98.8%	74.4%
$f_{occ} = 0$	$z = 0$	< 0.1%	0.2%	< 0.1%
	$z = 0.5$	< 0.1%	0.3%	< 0.1%
	$z = 1$	< 0.1%	0.5%	< 0.1%
	$z = 2$	0.2%	0.9%	0.2%
	$z = 5$	0.2%	2.2%	0.2%
	$z = 7$	0.1%	2.2%	0.1%
	$z = 8$	0.1%	2.2%	0.1%
	$z = 10$	< 0.1%	1.8%	< 0.1%
	$z = 15$	< 0.1%	0.5%	< 0.1%

Table 1. Percentage of TDE produced by binary black holes: all events (3rd column), only bright events with intrinsic luminosity $L > 10^{45}$ erg s $^{-1}$ for Model A (4th column) and Model B (5th column).

scope (XRT) is another instrument on board *Swift* observing in the soft X-ray band (0.2–10 keV) and reaching 2×10^{-14} erg cm $^{-2}$ s $^{-1}$ sensitivity in 10^4 seconds with a 23.6×23.6 arcmin 2 field of view. (Because soft X-ray photons below ~ 1 keV can be absorbed by dust, we will quote numbers in the observed 2 – 10 keV band when referring to soft X-rays.) As we show below, a telescope with such field of view and sensitivity as XRT is good for follow up observations of TDEs; while either a larger field of view or sensitivity are required to detect TDEs in large quantities. In fact, a telescope such as *Chandra* with its high point source sensitivity of $\sim 4 \times 10^{-15}$ erg cm $^{-2}$ s $^{-1}$ in 10^4 s (or $\sim 4 \times 10^{-17}$ erg cm $^{-2}$ s $^{-1}$ in 10^6 s) over 0.4–6 keV band and field of view of $\sim 15 \times 15$ arcmin 2 , could have many TDEs per frame, as we argue below.

Following Woods & Loeb (1998), the observed number of new events per year seen by BAT in the 15–150 keV band with peak flux larger than the flux limit S_{lim} is given by

$$\dot{N}_{TDE}^{S > S_{lim}} = \int_0^{z_{max}} \int_{S_{15-150} > S_{lim}} \frac{\dot{N}_{TDE}}{(1+z)} \frac{dV}{dz} dz dS, \quad (13)$$

where S_{15-150} is the observed peak flux produced by each event. This equation is appropriate for threshold experiments, such as BAT, observing a population of transient sources that are standard candles in a peak flux. Figure 5 shows the total rates of events with observed flux greater than S_{lim} produced at all redshifts including jetted and non-jetted TDEs produced by both single and binary black holes. The black coordinate system in the Figure shows the total number of hard X-ray events observed per year over the entire sky (field of view of 4π) and for a 100% duty cycle as a function of the telescope flux limit S_{lim} , in the cases of our Model A and B and for $f_{occ} = 0$ and 1.

As seen from Figure 5 where the contribution of non-jetted TDEs is labeled by a dotted line for each scenario, the expected number counts are dominated by jetted TDE at

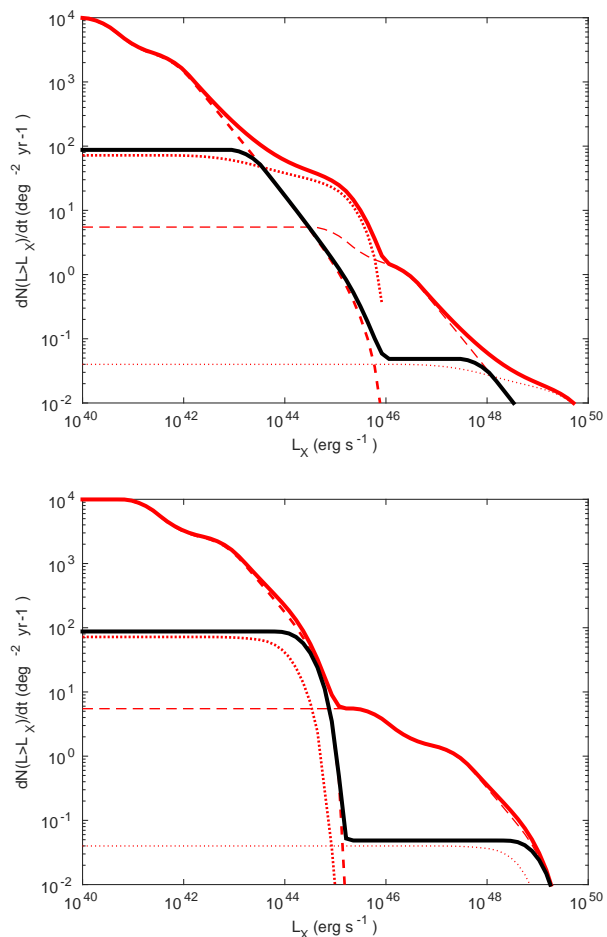


Figure 4. Number of events per year detected by an ideal instrument of a field of view of 1 deg 2 versus X-ray luminosity in the observed 1–150 keV band. We show the cumulative luminosity functions assuming sources with Eddington luminosity, i.e., Model A, (top) and luminosity that scales as the mass accretion rate, i.e., Model B, (bottom), with $f_{occ} = 1$ (red, thick solid) and $f_{occ} = 0$ (black, thick solid). For the $f_{occ} = 1$ case, we also show contributions due to various components: non-jetted events sourced by single black holes (thick dashed red) and binary black holes (thin dashed red), jetted events sourced by single black holes (thick dotted red) and binary black holes (thin dotted red). The brightest events are dominated by jetted TDE sourced by binary black holes, but these are very rare.

the BAT sensitivity limit since the non-jetted contribution is negligible. To compare our predictions to BAT observations we need to re-scale the rates correcting for the limited field of view and duty cycle of the telescope. First, assuming that three jetted TDEs were detected by BAT in 9 years of *Swift* lifetime with the duty cycle of 75% over $4\pi/7$ of the sky we get $\dot{N}_{TDE} = 3$ yr $^{-1}$, while making use of the fact that the events were detected in three consecutive months (i.e., BAT sees 1 TDE per month) we get 112 TDEs per year. The latter number can be interpreted as a reasonable lower limit on the occurrence rate of jets and is just a factor of ~ 2 lower than our predictions for $f_{occ} = 0$ (Model A) and a factor of ~ 8 for $f_{occ} = 1$. The discrepancy could be explained by both observational limitations and modeling uncertainties, e.g., the assumed jetted fraction of 10% might be overesti-

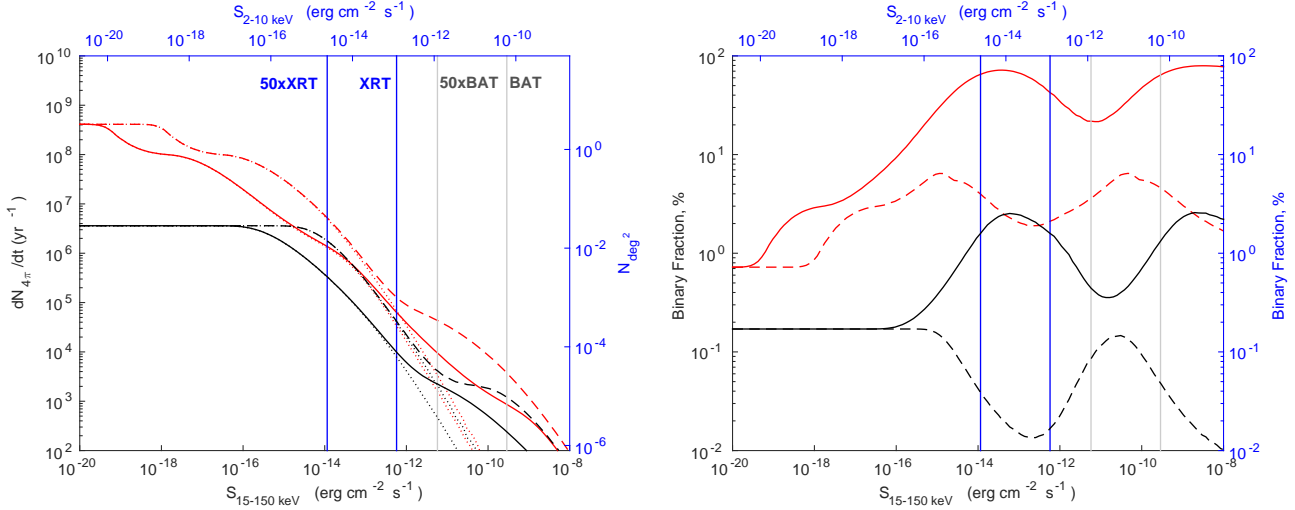


Figure 5. Left: Cumulative all-sky number of TDEs brighter than the given flux limit $S_{15-150 \text{ keV}}$. The bottom (black) axis labels refers to survey mode observations in the 15–150 keV band with the left vertical axis showing the TDE rates per sky per year. Grey vertical lines show 6σ BAT sensitivity of $2.88 \times 10^{-10} \text{ erg cm}^{-2} \text{ s}^{-1}$ and a 50 times better sensitivity of a future instrument (“50×BAT”). The upper (blue) coordinate system corresponds to snapshot mode observations in the 2–10 keV band with the right vertical axis showing the number of TDE observed per snapshot of integration time $t_{\text{int}} = 1 \times 10^4 \text{ s}$ in a field of view of 1 deg^2 and blue vertical lines showing 6σ XRT sensitivity of $1.2 \times 10^{-13} \text{ erg cm}^{-2} \text{ s}^{-1}$ and a 50 times better sensitivity of a instrument (“50×XRT”). We show the results for SMBHs (black) and MBHs (red) for Models A (solid) and B (dashed). In all cases we have accounted for the contribution of both single and binary black holes, as well as for 10% jetted events which are visible out to higher redshifts. The non-jetted contribution is shown with dotted lines in each case. Right: fraction of TDEs (in percent) above the flux limit which are contributed by binary systems. We use the same color code as on the left panel.

Model	Flux Limit	$\frac{\dot{N}_{TDE}^{4\pi,A}}{10^3}$ All	$\frac{\dot{N}_{TDE}^{4\pi,A}}{10^3}$ $z < 3$	$\frac{\dot{N}_{TDE}^{4\pi,B}}{10^3}$ All	$\frac{\dot{N}_{TDE}^{4\pi,B}}{10^3}$ $z < 3$
$f_{occ} = 1$	BAT	0.93	0.62	4.3	3.9
	50×BAT	11	9	47	24
$f_{occ} = 0$	BAT	0.27	0.25	1.3	0.99
	50×BAT	2.4	1.5	4.6	3.6

Table 2. For each model we show the statistics of the observed events depending on the telescope sensitivity. TDE rates per sky per year (and divided by a factor of 10^3 , $\dot{N}_{TDE}^{4\pi,A}/10^3$) are shown for Model A for sources at all redshifts (3rd column) and at $0 < z < 3$ (4rd column); for Model B ($\dot{N}_{TDE}^{4\pi,B}/10^3$) for all source redshifts (5rd column) and $0 < z < 3$ (6rd column).

mated. For a next-generation survey with 50 times better sensitivity than BAT, i.e. going from the BAT configuration to “50×BAT”, our model predicts 11 times more sources for $f_{occ} = 1$ and 3–9 more sources for $f_{occ} = 0$ (see Table 2 for details).

In Table 3 we list the fraction of observable TDEs produced by binaries (in percents) for each model and telescope sensitivity limit. At BAT sensitivity limit and in the case of high occupancy of IMBHs considerable fraction of observable TDEs are sourced by binary systems ($\sim 60\%$ for Model A and $\sim 5\%$ for Model B). As expected, because most of the faint systems are contributed by single MBHs, the fraction decreases as the sensitivity of the telescope improves. However, the decrease is non-monotonic as a function of S_{lim} (as evident from the right panel of Figure 5), because of the contributions from different components (with/without jets,

Model	Flux Limit	$F_{Bin,A}^{BAT}$	$F_{Bin,B}^{BAT}$
$f_{occ} = 1$	Swift	64%	4.6%
	50×Swift	22%	3.6%
	Ideal	0.72%	0.72%
$f_{occ} = 0$	Swift	1.3%	0.05%
	50×Swift	0.5%	0.09%
	Ideal	0.17%	0.17%

Table 3. For each model we show the fraction of TDEs sourced by binaries at each flux limit for Model A ($F_{Bin,A}^{BAT}$, column 3) and Model B ($F_{Bin,B}^{BAT}$, column 4).

single and binary MBHs). In the case of a low occupancy, the contribution of binaries to the TDE sample is always below 2%. The contribution of binaries, and thus the occupation fraction of IMBHs, could be verified observationally by analyzing the variability of each event in and comparing to the models available in literature (Liu et al. 2009, 2014; Coughlin et al. 2016; Ricarte et al. 2016).

Another observational mode is when the telescope takes a snapshot of the same part of the sky with a long exposure (integration time). The snapshot mode allows to probe a smaller portion of the sky with greater sensitivity than is done in the survey mode. A telescope with integration time t_{int} will measure the following number of new events per frame (Woods & Loeb 1998)

$$N_{TDE}^{S>S_{lim}} = f_{sky} \int_0^{z_{max}} \int_{S_{2-10} > S_{lim}} \frac{\dot{N}_{TDE}}{(1+z)} \frac{dV}{dz} dz dS \quad (14)$$

$$\times \min [t_{\text{int}}, t_{\text{dur}}(1+z)],$$

where t_{dur} is the time during which the event is above the sensitivity limit of the telescope, and f_{sky} is the sky fraction covered by the telescope. The typical integration time of a telescope such as XRT, $\sim 10^4$ seconds, is much shorter than the typical duration of a TDE event ($\sim 10^6$ seconds, fall-back time), and thus, t_{dur} can be ignored compared to t_{int} . To complete our discussion of *Swift* capabilities in detecting TDEs we show in the blue coordinate system of Figure 5 the expected number of events per typical exposure time of 10^4 seconds in a field of view of 1 deg^2 assuming that all events shine at their peak luminosity. The number counts expected for the XRT sensitivity are much smaller than unity (see Figure 5 for details) meaning that XRT is good for follow-up missions but not to detect new TDEs, unless larger integration times are chosen.

The snapshot regime also applies to telescopes such as *Chandra* which observe one patch of the sky ($15 \times 15 \text{ deg}^2$ in the case of *Chandra*) for a long time (more than 10^6 seconds). The next generation upgrade of *Chandra*, called the *X-ray Surveyor*, is proposed to have ~ 30 times bigger collecting area than *Chandra* and, therefore, better sensitivity (Weisskopf 2015). A small fraction of point sources in each snapshot taken by *Chandra* (or the future *X-ray Surveyor*) could be TDEs and mistakenly identified as steady sources because of their long decay times. To single them out, a succession of snapshots of the same field should be taken within a time interval longer than a year. Because of the very long integration time of deep field survey, the TDE flux would decline below the flux limit in the course of the observation. To estimate the expected number of hidden TDEs in a *Chandra* deep field, we use Eq. (14) and assume that the light curve of each source fades according to Eq. (9). Figure 6 shows the increment in the observed number counts per one snapshot as a telescope sensitivity limit improves. The number counts of SMBHs saturate at sensitivities $S_{\text{lim}} \sim 10^{-17} - 10^{-16} \text{ erg s}^{-1}$, while the number counts of MBHs keep rising with decreasing S_{lim} . Comparing observed TDE luminosity function to the $6\text{-}\sigma$ detection level ($\sim 2.4 \times 10^{-16} \text{ erg cm}^{-2} \text{ s}^{-1}$ in 10^6 s), we estimate number of TDEs in one *Chandra* deep field of $15 \times 15 \text{ arcmin}^2$ to be 0.3 – 0.7 for SMBHs and 0.7–4 for MBHs. For a future mission such as the *X-ray Surveyor* TDE number counts remain ~ 0.7 for SMBHs, while they evolve to $\sim 6 - 20$ for MBHs. Therefore, non-detection of TDEs in a deep field would be a strong evidence for either a low occupation fraction of IMBHs, e.g., if they are kicked out of their parent halos as a result of mergers (O’Leary & Loeb 2012) or a direct collapse scenario, e.g., works by Bromm & Loeb (2003); Ryu et al. (2016); Latif & Ferrara (2016); Chon et al. (2016).

Interestingly, current surveys with *Chandra* and *XMM-Newton* find an exponential decline in the space density of luminous AGNs at $z > 3$ (Brandt & Vito 2016) suggesting that MBHs might not exist at higher redshifts. As Table 2 shows, in our Models A & B for current BAT sensitivity, 67% & 92% of all observable TDEs are expected originate at $z < 3$ for MBHs (and 94% & 77% for SMBHs); while for a 50 times more sensitive telescope, the corresponding numbers for MBHs are 83% & 52% (66% & 78% for SMBHs). For *Chandra* the corresponding numbers are 68% & 70%

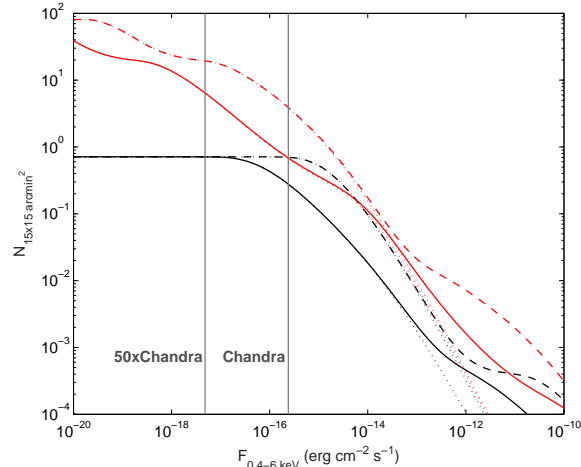


Figure 6. Number counts per one deep exposure with a telescope such as the *Chandra X-ray Observatory*. The grey vertical lines show $6\text{-}\sigma$ sensitivity of $2.4 \times 10^{-16} \text{ erg s}^{-1}$ and a 50 times better sensitivity, for an integration time of 4Ms.

($f_{\text{occ}} = 1$) and 83% & 50% ($f_{\text{occ}} = 0$), while for its successor 52% & 35% for MBHs and 49% for SMBHs.

The maximal redshift out to which TDEs can be detected depends on the telescope sensitive. Figure 7 shows the TDE rates in the survey mode (BAT, left) and number of TDEs observed per snapshot (*Chandra*, right) for several choices of S_{lim} including present day instrument, a $50\times$ more sensitive telescope and an ideal detector which identifies both jetted and non-jetted TDE accounting only for redshifts $z > z_{\text{min}}$. In other words, for each telescope sensitivity, we only account for the events which originate at z_{min} or above. As we probe higher redshifts, the expected number of sources drops because there are no sufficiently massive halos to source sufficiently bright flares. The left panel of Figure 6 focuses on a BAT-like survey which is primarily sensitive to bright (mainly jetted) events. It is evident that if TDEs do not source jets, prospects for observations with BAT would not be as bright, and TDEs would be observable only out to $z \sim 0.1$ with BAT and out to $z = 0.4$ with a 50 times more sensitive telescope than BAT. The redshifts at which number of observed TDE per year drops by a factor of 2 ($z_{50\%}^{\text{BAT}}$) and 10 ($z_{10\%}^{\text{BAT}}$) are listed in Table 4 for all models under consideration. Note that in some cases, $z_{50\%}^{\text{BAT}}$ does not change monotonically as a function of the sensitivity. This is because the non-jetted events become unobservable despite being more numerous while few jetted events are seen out to greater distances. The right panel of Figure 7 focuses on a *Chandra*-like instrument which has more sensitivity and integration time but a smaller field of view. If the IMBHs occupancy is high, 50% of events observed by *Chandra* would originate from $z \lesssim 2$ (and $z \lesssim 2 - 4$ if observed by *Chandra* successors with the uncertainty arising from our luminosity modeling). For completeness we also consider XRT. As expected, XRT is mainly sensitive to non-jetted TDEs and 50% of TDEs that can be observed by XRT are predicted to originate from $z \lesssim 0.4 - 1$. This is broadly consistent with the current sample (Komossa 2015) in which all non-jetted

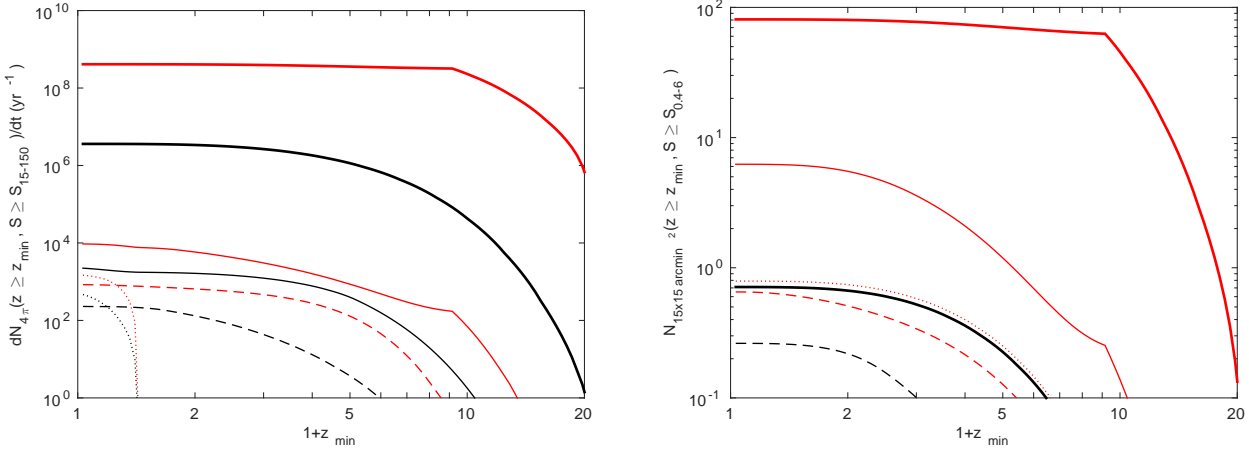


Figure 7. TDE number counts originating from $z \geq z_{\min}$ for SMBHs (black) and MBHs (red) in Model A. In all cases we account for the contribution of both single and binary black holes, as well as for 10% jetted events (which are visible out to higher redshifts). We also show a non-jetted population observed with a 50 times more sensitive telescope than present (dotted). Left: Hard X-ray counts observed in a survey mode over the whole sky per year for a telescope with sensitivity of S_{lim} for BAT (dashed), future 50 \times BAT (thin solid) and an infinitely sensitive survey (thick solid). Right: Soft X-ray counts observed in a snapshot mode over 15×15 arcmin² field for a telescope with sensitivity of for *Chandra* (dashed), 50 \times *Chandra* (thin solid) and an ideal future survey which finds all sources (thick solid).

Model	Flux Limit	$z_{50\%,A}^{BAT}$	$z_{10\%,A}^{BAT}$	$z_{50\%,B}^{BAT}$	$z_{10\%,B}^{BAT}$
$f_{occ} = 1$	<i>Swift</i>	2.2	4.4	1.2	2.6
	50 \times <i>Swift</i>	1.3	3.8	2.8	5.3
	Ideal	9.0	12.6	9.0	12.6
$f_{occ} = 0$	<i>Swift</i>	1.1	2.5	2.0	3.2
	50 \times <i>Swift</i>	2.2	4.6	0.2	4.8
	Ideal	3.0	5.9	3.0	5.9

Table 4. The redshift z_{\min} so that 50% (columns 3 and 5 for Model A and B respectively), and 10% (columns 4 and 6) of observed BAT TDEs arrive from $z > z_{\min}$.

TDEs are identified to be at $z \sim 0.405$ while the rare jetted events are observed at $z = 0.353, 0.89$ and 1.186 .

The signature of reionization, due to the evolving $M_{BH,min}$ in star-forming halos, is evident in MBH cases and manifests itself as a cusp around $z_{re} = 8.8$. Because we assume instantaneous reionization, the feature is sharp. In a more realistic case of gradual reionization, the signature is expected to show as a mild enhancement of the TDE rates at $z \gtrsim z_{re}$.

5 CONCLUSIONS

Current observations pose only poor constraints on massive black hole growth at high redshifts as well as on the occupation fraction of IMBHs. Flares from TDEs could reveal the population of otherwise dormant black holes allowing us to constrain the contribution of IMBHs. In this paper we have considered evolution of the observable TDE number counts with X-ray telescopes including predictions for future missions. Our discussion of the black hole mass dis-

tribution included a model with $f_{occ} = 1$ (all star forming halos are occupied by black holes) and $f_{occ} = 0$ (only heavy halos host black holes of $M_{BH} > 10^6 M_\odot$). These two scenarios provide an upper and lower limits for the expected number counts respectively. In addition, we considered two different prescriptions for the TDE luminosity: (i) Eddington luminosity, and (ii) luminosity proportional to the accretion rate. Even though current TDE observations suggest that the occupation fraction of IMBHs is very low with the majority of TDEs being produced by black holes of masses $\sim 10^6 - 10^8 M_\odot$, the results are far from being conclusive. Our study offers new ways to constrain the occupation fraction of IMBHs at different cosmological redshifts, and our main conclusions are as follows

(i) We show that jetted TDEs can be observed out to high redshifts and offer a unique probe of the occupancy of IMBHs. Earlier works have demonstrated that TDE rates in merging systems are enhanced due to gravitational interactions of stars with binary black holes. Using this result we find that the higher is the occupation fraction of IMBHs the stronger is the impact of binaries on the total observed TDE rates. This is because with high IMBHs occupation there are enough progenitors to form binary systems.

(ii) We show that TDEs sourced by binary black holes dominate the bright end of the X-ray luminosity function if the occupation fraction of IMBHs is high and if the TDE luminosity scales as Eddington. The shape of the TDE X-ray luminosity function is expected to show a unique signature of IMBHs in the form of two additional “knees”, compared to the case with low IMBHs occupation. These features arise from the jetted and non-jetted contribution of black hole binaries and are independent of our luminosity prescription (although the features are more evident when the TDE luminosity scales as the Eddington luminosity). Therefore, for a complete TDE sample, the shape of the luminosity function

could be used to set an upper limit on the occupation fraction of IMBHs. Our results imply that, if $f_{occ} = 1$ and the TDE luminosity scales as Eddington, the brightest events detected by BAT could be associated with massive binary black holes. In this case the X-ray luminosity of TDE flares is expected to have excess of variability due to the binary interaction in addition to the typical power-law decay.

(iii) The fraction of observable TDE that are generated by binaries depends on the luminosity prescription as well as on the sensitivity of the telescope. With current X-ray telescopes, we expect to see $> 2\%$ and up to 64% of TDEs produced by binary black holes if the occupation fraction of IMBHs is high; while the fraction is at most 1.3% if the occupation fraction of IMBHs is low. Since dimmer events are mainly contributed by single black holes, the binary fraction drops with the telescope sensitivity.

(iv) Detection of TDEs in deep field observations by *Chandra* and future missions would provide a smoking gun signature of IMBHs. We find that in the case when only SMBHs contribute, TDEs are not expected in *Chandra* deep fields; while if the IMBHs occupation fraction is high, some point sources in the archival data of X-ray deep field surveys may be TDEs. To identify such events one should compare two images of the same deep field separated by an interval of at least a year. Non-detection of TDEs from high redshifts can set upper limits on the occupation fraction of IMBHs and constrain direct collapse scenarios of SMBH formation, e.g., works by Bromm & Loeb (2003); Ryu et al. (2016); Latif & Ferrara (2016); Chon et al. (2016).

(v) Increasing sensitivity of X-ray telescopes by a factor of 50 comparing to current instruments will increase the expected number counts by a factor of 4 – 10 for a BAT-like mission and a factor of 20 – 40 for an XRT-like mission with 1ks integration time. For a deep field survey the improvement strongly depends on the occupation fraction of IMBHs. Current sensitivity is enough to resolve most TDEs if $f_{occ} = 0$, and, therefore, improvement in sensitivity would not yield new events in this case. However, if $f_{occ} = 1$, improving the sensitivity by a factor of 50 would increase the number of TDEs per snapshot by a factor of 5-10.

Comparing our model to existing observations, a low occupation fraction is suggested (see also Stone & Metzger 2016). However, observations are far from being conclusive and it is still unclear why TDEs sourced by IMBHs with masses below $10^6 M_\odot$ are not observed. Several possible explanations can follow: IMBHs are kicked out of their dark matter halos as a result of mergers (O’Leary & Loeb 2012), SMBHs are formed from massive seeds in massive halos, observational selection effects exclude TDEs around IMBHs, the assumption of an isothermal density distribution is less suitable for smaller galaxies, or low mass systems are more sensitive to AGN feedback which expels gas from halo and limits star formation leading to inefficient replenishing of the loss cone.

If f_{occ} is high at low black hole masses and IMBH binaries indeed play a role in sourcing TDEs, these binaries would also produce gravitational waves on their approach to coalescence. eLISA should be sensitive to MBH binaries over a wide range of total masses and mass ratios, e.g., systems with total mass $\gtrsim 10^5 M_\odot$ and mass ratios of $\gtrsim 0.1$ will yield signal to noise ratio of > 20 out to $z = 4$

(Amaro-Seoane et al. 2012). Therefore, in the future one could use a cross-correlation between the stochastic gravitational wave background and the spatial distribution of brightest TDEs to constrain the role of IMBHs in TDE production. If the two quantities correlate, IMBHs must make a significant contribution to TDEs.

In addition to the X-ray observations discussed here, jetted TDEs may also be bright in the radio band (Zauderer et al. 2011; Levan et al. 2011). Snapshot rates of jetted TDEs in radio band have been computed by van Velzen et al. (2011), and prospects for the detection of jetted TDEs by the Square Kilometer Array out to $z \sim 2$ as well as the synergy between radio and X-ray observations was discussed (Donnarumma & Rossi 2015; Donnerumma et al. 2015; Rossi et al. 2015). At present there is no consensus as to whether X-ray emission by jetted AGN should correlate with their radio emission. In particular, the peak emissivity of Sw1644+57 appeared 100 days after the BAT trigger and the Lorentz factor of radio jet was found to be $\Gamma \sim 2$, much lower than what was observed in X-rays right after detection ($\Gamma \sim 10$). The radio data require a different energy injection mechanism such as an outflow with a distribution of Lorentz factors (Berger et al. 2012; Generozov et al. 2016). Therefore, we did not use our simplex model to predict radio emission from TDEs.

Tidal disruptions occurring at high redshifts can reveal the seeds of quasars. In this paper we have assumed that the high-redshift population resembles that of today; however, its properties might evolve with redshift. In particular, simulations show that first stars were much more massive (up to $10^3 M_\odot$) than present-day stars and could serve as an additional population of seeds. Star formation in high-redshift, low-mass halos strongly depends on feedback processes such as photoheating feedback, as well as AGN and supernovae feedback. The evolution of the TDE number counts with redshift could serve as a smoking gun for these processes.

6 ACKNOWLEDGMENTS

We thank J. Guillochon and N. Stone for helpful comments on the manuscript. We also thank A. Sadowski, Y.-F. Jiang, and A. Siemiginowska for useful discussions. This work was supported in part by Harvard’s Black Hole Initiative, which is supported by a grant from the John Templeton Foundation.

REFERENCES

- Adam, R., et al., 2016, arXiv:1605.03507
- Amaro-Seoane, P., Aoudia, S., Babak, S., Bintruy, P., Berti, E., et al., 2012, CQG 2914016
- Arcavi I., et al., 2014, ApJ, 793, 38
- Bade, N., et al., 1996, A&A 309, L35
- Baldassare, V. F., Reines, A. E., Gallo, E., Greene, J. E., 2015, ApJ, 809, 14
- Baldassare, V. F., Reines, A. E., Gallo, E., Greene, J. E., arXiv:1609.07148
- Bañados, E., Venemans, B. P., Morganson, E., Hodge, J., Decarli, R., et al., 2015, ApJ, 804, 118
- Bar-Or B., Alexander T., 2016, ApJ, 820, 129

- Barkana, R., 2016, PhR, 645, 1
- Barthelmy, S. D., Barbier, L. M., Cummings, J. R., Fenimore, E. E., Gehrels, N., et al., 2005, SSR, 120, 143
- Berger, E., Zauderer, A., Pooley, G., Soderberg, A. M., Sari, R., et al., 2012, ApJ, 748, 36
- Bloom, J. S., Giannios, D., Metzger, B. D., et al., 2011, Science, 33, 203
- Bower, G. C., Metzger, B. D., Cenko, S. B., Silverman, J. M., Bloom, J. S., 2013, ApJ, 763, 84
- Brandt, W. N., Vito, F., arXiv:1609.07527
- Bromm, V., Loeb, A., 2003, ApJ, 596, 34
- Brown, G. C., Levan, A. J., Stanway, E. R., Tanvir, N. R., Cenko, S. B., et al., 2015, MNRAS, 452, 4297
- Burrows, D. N., Kennea, J. A., Ghisellini, G., et al., 2011, Nature, 476, 421
- Cappelluti, N., Ajello, M., Rebusco, P., Komossa, S., Bongiorno, A., et al., 2009, A&A, 495, 9
- Carter, B., Luminet, J.-P., 1983, AAP, 121, 97
- Cenko, S. B., et al. 2012, ApJ, 753, 77
- Chen, X., Madau, P., Sesana, A., Liu, F. K., 2009, ApJ, 697, 149
- Chen, X., Sesana, A., Madau, P., Liu, F. K., 2011, ApJ, 729, 13
- Chon, S., Hirano, S., Hosokawa, T., Yoshida, N., arXiv:160308923
- Cohen, A., Fialkov, A., Barkana, R., 2016, MNRAS, 459, 90
- Chornock, R., et al., 2014, ApJ, 780, 44
- Cohn, H., Kulsrud, R. M., 1978, ApJ, 226, 1087
- Colpi, M., 2014, SSRv, 183, 189
- Coughlin, E. R., Armitage, P. J., Nixon, C., Begelman, M. C., arXiv:1608.05711
- Crumley, P., Lu, W., Santana, R., Hernandez, R. A., Kumar, P., Markoff, S., 2016, MNRAS, 460, 396
- Dai, L., McKinney, J. C., Miller, M. C., 2015, ApJ, 812, L39
- Donley, J. L., et al., 2002, AJ, 124, 1308
- Donnarumma, I., Rossi, E. M., Fender, R., Komossa, S., Paragi, Z., et al., arXiv:1501.04640
- Donnarumma, I., Rossi, E. M., 2015, ApJ, 2015, 803, 36
- Esquej, P., et al., 2008, A&A, 489, 543
- Evans, C. R., Kochanek, C. S., 1989, ApJ, 346, L13
- Fakhouri, O., Ma, C.-P., Boylan-Kolchin, M., 2010, MNRAS, 406, 2267
- Frank, J., Rees, M. J., 1976, MNRAS, 176, 633
- Gezari S., Martin D. C., Milliard B., Basa S., Halpern J. P., et al., 2006, ApJL, 653, L25
- Gezari, S., et al., 2008, ApJ, 676, 944
- Gezari, S., et al., ApJ., 2009, 698, 1367
- Gezari, S., et al., 2012, Nature, 485, 217
- Generozov, A., Mimica, P., Metzger, B. D., Stone, N. C., Giannios, D., Aloy, M. A., arXiv:1605.08437
- Ghisellini, G., Della Ceca, R., Volonteri, M., Ghirlanda, G., Tavecchio, F., 2010, MNRAS, 405, 387
- Graham, A., arXiv:1501.02937
- Granot, J., Sari, R., 2002, ApJ, 568, 820
- Greene, J. E., Ho, L. C., 2007, ApJ, 667, 131
- Greene, J. E., 2012, NatCo, 3, 1304
- Guillochon, J., Ramirez-Ruiz, E., 2013, ApJ, 767, 25
- Guillochon, J., McCourt, M., Chen, X., Johnson, M. D., Berger, E., 2015 ://arxiv.org/abs/1509.08916
- Guillochon, J., Loeb, A., 2015, ApJ, 806, 124
- Guillochon, J., Ramirez-Ruiz, E., 2015, ApJ, 809, 166
- Guillochon, J., McCourt, M., arXiv: 1609.08160
- Halpern, J. P., Gezari, S., Komossa, S., 2004, ApJ, 604, 572
- Hayasaki, K., Stone, N., Loeb, A., 2016, MNRAS, 461, 3760
- Hill, J. G., 1975, Nature, 254, 295
- Holoien, T. W.-S., Prieto, J. L., Bersier, D., Kochanek, C. S., Stanek, et al., 2014, MNRAS, 445, 3263
- Hopman, C., Alexander, T., 2006, ApJ, 645, 1152
- Inayoshi, K., Haiman, Z., Ostriker, J. P., 2016, MNRAS, 459, 3738
- Ivanov, P. B., Polnarev, A. G., Saha, P., 2005, MNRAS, 358, 1361
- Farrell, S. A., Webb, N. A., Barret, D., Godet, O., Rodrigues, J. M., 2009, Nature, 460, 73
- Jiang, L., Fan, X., Ivezić, Ž., Richards, G. T., Schneider, D. P., et al., 2007, ApJ, 656, 680
- Jiang, Y.-F., Stone, J. M., Davis, S. W., 2014, ApJ, 796, 106
- Kara, E., Miller, J. M., Reynolds, C., Dai, L., 2016, Nature, 535, 388
- Kawamuro, T., Ueda, Y., Shidatsu, M., Hori, T., Kawai, N., et al., 2016, PASJ, 68, 58
- Kesden, M., 2012, PRD, 85, 4037
- Khabibullin, I., Sazonov, S., 2014, MNRAS, 444, 1041
- Kochanek, C. S., arXiv:1601.06787
- Komossa, S., 2015, JHEA, 7, 148
- Komossa, S., Bade, N., 1999, A&A, 343, 775
- Kormendy, J., Ho, L. C., 2013, ARA&A, 51, 511
- Lacy, J. H., Townes, C. H., Hollenbach, D. J., 1982, ApJ, 262, 120
- Latif, M., Ferrara, A., arXiv:160507391
- Lemons, S. M., Reines, A. E., Plotkin, R. M., Gallo, E., Greene, J. E., 2015, ApJ, 805, 12
- Lezhnin, K., Vasiliev, E., 2015, ApJL, 808, L5
- Lezhnin, K., Vasiliev, arXiv:1609.00009
- Levan, A. J., Tanvir, N. R., Cenko, S. B., 2011, Science, 33, 199
- Li, S., Liu, F. K., Berczik, P., Spurzem, R., arXiv:1509.00158
- Li, G., Naoz, S., Kocsis, B., Loeb, A., 2015b, MNRAS, 451, 1341
- Liu, F. K., Li, S., Chen, X., 2009, ApJ, 706, L133
- Liu, F. K., Chen, X., 2013, ApJ, 767, 18
- Liu, F. K., Li, S., Komossa, S., 2014, ApJ, 786, 103
- Lightman, A. P., Shapiro, S. L., 1977, ApJ, 211, 244
- Loeb, A., Furlanetto, S., 2013, The First Galaxies in the Universe, Princeton University Press (Princeton)
- Luo, B., et al. 2008, ApJ, 674, 122
- Machacek, M. E., Bryan, G. L., Abel, T., 2001, ApJ, 548, 509
- Magorrian, J., Tremaine, S., 1999, MNRAS, 309, 447
- Maksym, W. P., et al., 2010, ApJ, 722, 1035
- McConnell, N. J., Ma, C.-P., 2013, ApJ, 764, 184
- McKinney, J. C., Tchekhovskoy, A., Sadowski, A., Narayan, R., 2014, MNRAS 441, 3177
- McKinney, J. C., Dai, L., Avara, M. J., 2015, MNRAS, 454, 6
- Merritt, D., 2015, ApJ, 804, 128
- Merritt, D., Poon M.-Y., 2004, ApJ, 606, 788
- Merritt, D., Wang J., 2005, ApJL, 621, L101
- Metzger, B. D., Giannios, D., Mimica, P., 2012, MNRAS, 420, 3528

- Miller, B. P., Gallo, E., Greene, J. E., Kelly, B. C., Treu, T., et al., 2015, *ApJ*, 99, 98
- Mimica, P., Giannios, D., Metzger, B. D., Aloy, M. A., 2015, *MNRAS*, 450, 2824
- Moran, E. C., Shahinyan, K., Sugarman, H. R., Velez, D. O., Eracleous, M., 2014, *AJ*, 148, 136
- O’Leary, R. M., Loeb, A., 2012, *MNRAS*, 421, 2737
- Pasham D. R., Cenko S. B., Levan A. J., Bower G. C., Horesh A., et al., 2015, *ApJ*, 805, 68
- Perets, H., Hopman, C., Alexander, T., 2006, *ApJ*, 656, 709
- Piran, T., Sdowski, A., Tchekhovskoy, A., 2015, *MNRAS*, 453, 157
- Phinney, E. S., 1989, *Nature*, 340, 595
- Rauch, K., Tremaine, S., 1996, *New Astron.*, 1, 149
- Rees, M. J., 1988, *Nature*, 333, 523
- Rees, M. J., 1990, *Science*, 247, 817
- Reines, A. E., Greene, J. E., Geha, M. 2013, *ApJ*, 775, 116
- Ricarte, A., Natarajan, P., Dai, L., Coppi, P., 2016, *MNRAS*, 458, 1712
- Rossi, E. M., Donnarumma, I., Fender, R., Jonker, P., Komossa, S., et al., arXiv:1501.02774
- Roth, N., Kasen, D., Guillochon, J., Ramirez-Ruiz, E., 2016, *ApJ*, 827, 3
- Ryu, T., Tanaka, T. L., Perna, R., Haiman, Z., 2016, *MNRAS*, 460, 4122
- Sdowski, A., Narayan, R., Tchekhovskoy, A., Abarca, D., Zhu, Y., McKinney, J. C., 2015, *MNRAS*, 447, 49
- Sdowski, A., Narayan, R., 2015, *MNRAS*, 453, 3213
- Saglia, R. P. et al., 2016, *ApJ*, 818, 47
- Sakurai, Y., Inayoshi, K., Haiman, Z., 2016, *MNRAS*, 461, 4496
- Saxton R. D., Read A. M., Esquej P., Komossa S., Dougherty S., et al., 2012, *A&A*, 541, 106
- Saxton R. D., Read A. M., Komossa S., Lira, P., Alexander, K. D., Wieringa, M. H., arXiv:1610.01788
- Sheth, R. K., Tormen, G., 1999, *MNRAS*, 308, 119
- Shiokawa, H., Krolik, J. H., Cheng, R. M., Piran, T., Noble, S. C., 2015, *ApJ*, 804, 85
- Sobacchi, E., Mesinger, A., 2013, *MNRAS*, 432, 3340
- Stern D., van Dokkum P. G., Nugent P., Sand D. J., Ellis R. S., et al., 2004, *ApJ*, 612, 690
- Stone, C. N., Sari, R., Loeb, A., 2013, *MNRAS*, 435, 1809
- Stone, C. N., Metzger, B. D., 2016, *MNRAS*, 455, 859
- Stone, C. N., Kuepper, A. H. W., Ostriker, J. P., arXiv:1606.01909
- Tegmark, M., Silk, J., Rees, M. J., Blanchard, A., Abel, T., Palla, F., 1997, *ApJ*, 474, 1
- Tchekhovskoy, A., Metzger, B. D., Giannios, D., Kelley, L. Z., 2014, *MNRAS*, 437, 2744
- Thomas, J., Ma, C.-P., McConnell, N. J., Greene, J. E., Blakeslee, J. P., Janish, R., 2016, *Nature*, 532, 340
- van Velzen, S., Farrar, G. R., Gezari, S., et al., 2011, *ApJ*, 741, 73
- van Velzen, S., Frail, D. A., Körding, E., Falcke, H., 2013, *A&A*, 552, A5
- van Velzen, S., Farrar, G. R., 2014, *ApJ*, 792, 53
- Vasiliev, E., 2014, *Class. Quantum Gravity*, 31, 244002
- Vasiliev, E., Merritt, D., 2013, *ApJ*, 774, 87
- Vasudevan, R. V., Fabian, A. C., 2007, *MNRAS*, 381, 1235
- Vinko, J., Yuan, F., Quimby, R. M., Wheeler, J. C., Ramirez-Ruiz, E., et al., 2015, *ApJ*, 798, 12
- Wang, J., Merritt, D., 2004, *ApJ*, 600, 149
- Wang, T., et al., 2012, *ApJ*, 749, 115
- Wegg, C., Bode, J. N., 2011, *ApJ*, 738, 8
- Weisskopf, M. C., Gaskin, J., Tananbaum, H., Vikhlinin, arXiv:1505.00814
- Wyithe, S., Loeb, A., 2013, *MNRAS*, 428, 2741
- Woods, E., Loeb, A., 1998, *ApJ* 508, 760
- Yuan, W., Zhou, H., Dou, L., et al. 2014, *ApJ*, 782, 55
- Zauderer, B. A., Berger, E., Soderberg, A. M., et al., 2011, *Nature*, 476, 425
- Zauderer, B. A., Berger, E., Margutti, R., et al., 2013, *Nature*, 476, 425