

# Variational Bayes In Private Settings (VIPS)

**Mijung Park**

*QUVA lab, Informatics Institute, University of Amsterdam.*

MIJUNGI.P@GMAIL.COM

**James Foulds**

*California Institute for Telecommunications and Information Technology  
University of California, San Diego.*

JFOULDS@UCSD.EDU

**Kamalika Chaudhuri**

*Department of Computer Science, University of California, San Diego.*

KAMALIKA@CS.UCSD.EDU

**Max Welling**

*QUVA lab, Informatics Institute, University of Amsterdam.*

M.WELLING@UVA.NL

## Abstract

We provide a general framework for privacy-preserving variational Bayes (VB) for a large class of probabilistic models, called the *conjugate exponential* (CE) family. Our primary observation is that when models are in the CE family, we can privatise the variational posterior distributions simply by perturbing the expected sufficient statistics of the complete-data likelihood. For widely used non-CE models with binomial likelihoods (e.g., logistic regression), we exploit the Pólya-Gamma data augmentation scheme to bring such models into the CE family, such that inferences in the modified model resemble the original (private) variational Bayes algorithm as closely as possible. The iterative nature of variational Bayes presents a further challenge for privacy preservation, as each iteration increases the amount of noise needed. We overcome this challenge by combining: (1) a relaxed notion of differential privacy, called *concentrated differential privacy*, which provides a tight bound on the privacy cost of multiple VB iterations and thus significantly decreases the amount of additive noise; and (2) the privacy amplification effect resulting from subsampling mini-batches from large-scale data in stochastic learning. We empirically demonstrate the effectiveness of our method in CE and non-CE models including latent Dirichlet allocation (LDA) and Bayesian logistic regression, evaluated on real-world datasets.

**Keywords:** Variational Bayes, differential privacy, concentrated differential privacy, conjugate exponential family, Pólya-Gamma data augmentation, latent Dirichlet allocation, Bayesian logistic regression.

## 1. Introduction

*Variational Bayes* (VB) is an optimization-based approach to learning and inference originating from the *Expectation Maximisation* (EM) algorithm, which aims to obtain maximum likelihood estimates of model parameters under models with latent variables (Dempster et al., 1977). Since directly optimising the log likelihood of observations under such models is intractable, EM introduces a probability distribution over the latent variables, which gives rise to a lower bound on the log likelihood, and iteratively optimises the lower bound to estimate the parameters. However, in modern statistics, many models introduce multiple latent variables with complex dependency structures, which frequently results in intractable poste-

rior distributions. For such cases, *variational* EM (VEM) introduces a particular tractable form for the posterior distributions, e.g., factorised over the latent variables, and optimises the lower bound as a function of those constrained distributions. A Bayesian extension of the variational EM algorithm is called *variational Bayesian* EM (VBEM) (Beal, 2003), in which latent variables as well as model parameters are treated as random variables and their posteriors are learned by optimising the lower bound. We refer to the VEM and VBEM methods collectively as variational Bayes.

Variational Bayes simplifies to a two-step procedure when models are in a particular class, called the *conjugate exponential family*. Conjugate exponential family models satisfy two conditions: first, the complete-data likelihood is in the exponential family; and second, the model parameter prior is conjugate to the complete-data likelihood. For such a model, variational Bayes alternates between: (1) given the expected natural parameters, the E-step computes the variational posterior over the latent variables, which is used to compute the *expected* sufficient statistics; and (2) given the expected sufficient statistics, the M-step computes the variational posterior over the parameters, which is used to compute the *expected* natural parameters.

While the variational Bayes algorithm proves its usefulness by successfully solving many statistical problems, when it comes to privacy, the standard form of the variational Bayes algorithm unfortunately cannot guarantee every individual’s privacy in the dataset. Nowadays, many devices such as smartphones, drones, and home appliances are increasingly connected in networks that collect, store and analyse data at an unprecedented scale. However, there are significant concerns that all this data in the hands of a few corporations and/or governments can lead to abuse. Hence there is a dire need to privatise widely used machine learning algorithms such as variational Bayes to guarantee the privacy of every individual while analysing the data. Much progress has been made recently in developing privacy preserving algorithms. In particular, *differential privacy* is emerging as the dominant notion of algorithmic privacy (Dwork and Roth, 2014).

When developing a differentially private algorithm, iterative algorithms like variational Bayes pose a challenge: the number of iterations required to guarantee accurate estimates causes high cumulative privacy loss. To compensate for the loss, one needs to add a significantly high level of noise to the quantity of interest. We propose to overcome this challenge using the following key innovations:

- **Perturbation of the expected sufficient statistics:** Our first observation is that when models are in the CE family, we can privatise variational posterior distributions simply by perturbing the expected sufficient statistics of the complete-data likelihood.
- **Refined privacy budget calculation:** We calculate the cumulative privacy cost across many iterations using a more relaxed notion of differential privacy, called concentrated differential privacy (CDP) (Dwork and Rothblum, 2016), in order to use the privacy budget per iteration more effectively. Specifically, a variant of CDP, called zCDP (Bun and Steinke, 2016), bounds the moments of the privacy loss random variable. The moments bound yields a tighter tail bound, and consequently, for a given total privacy budget, allows for a higher per-iteration budget than standard methods.
- **Privacy amplification effect from subsampling of large-scale data:** Stochastic learning using mini-batches of data provides a scalable inference method when handling

the entire dataset at once is impossible. This, in fact, brings the effect of amplifying privacy, which we exploit to spend less privacy budget in order to guarantee a higher level of privacy. While there are several prior works on differentially private algorithms in stochastic learning (e.g. Bassily et al. (2014); Wang et al. (2015); Wu et al. (2016)), privacy amplification due to subsampling combined with the CDP composition has not been used in the the context of variational Bayes before.

- **Data augmentation for the non-CE family models:** For non-CE models with binomial likelihoods such as logistic regression, we exploit the Pólya-Gamma data augmentation scheme (Polson et al., 2013) to bring such models into the CE family, such that inferences in the modified model resemble our private variational Bayes algorithm as closely as possible. Unlike recent work which involves perturbing and clipping gradients for privacy (Jälkö et al., 2016), our method uses an improved composition method, and also maintains the closed-form updates for the variational posteriors and the posterior over hyper-parameters, and results in an algorithm which is more faithful to the standard CE variational Bayes method. Several papers have used the Pólya-Gamma data augmentation trick in order to perform Bayesian inference, either exactly via Gibbs sampling (Polson et al., 2013), or approximately via variational Bayes (Gan et al., 2015). However, this augmentation trick has not previously been used in the context of differential privacy.

We organise this paper as follows. First, we go over relevant background information on differential privacy and variational Bayes in Sec. 2. We then introduce the general framework of private variational Bayes in Sec. 3 and illustrate how to apply that general framework in the example of latent Dirichlet allocation in Sec. 4. In Sec. 5, we introduce the Pólya-Gamma data augmentation scheme for non-CE family and illustrate how to apply our private variational Bayes algorithm to Bayesian logistic regression. Lastly, we summarise our paper and provide future directions in Sec. 7.

## 2. Background

In this section, we provide background information on the definitions of algorithmic privacy that we use, as well as the general formulation of the variational inference algorithm.

### 2.1 Differential privacy and concentrated differential privacy.

Differential privacy (DP) is a formal definition of the privacy properties of data analysis algorithms (Dwork and Roth, 2014). A randomized algorithm  $\mathcal{M}(\mathbf{X})$  is said to be  $(\epsilon, \delta)$ -differentially private if

$$Pr(\mathcal{M}(\mathbf{X}) \in \mathcal{S}) \leq \exp(\epsilon)Pr(\mathcal{M}(\mathbf{X}') \in \mathcal{S}) + \delta \tag{1}$$

for all measurable subsets  $\mathcal{S}$  of the range of  $\mathcal{M}$  and for all datasets  $\mathbf{X}, \mathbf{X}'$  differing by a single entry. If  $\delta = 0$ , the algorithm is said to be  $\epsilon$ -differentially private. Intuitively, the definition states that the output probabilities must not change very much when a single individual's data is modified, thereby limiting the amount of information that the algorithm reveals about any one individual.

Concentrated differential privacy (CDP) is a recently proposed relaxation of differential privacy which aims to make privacy-preserving iterative algorithms more practical than for DP while still providing strong privacy guarantees. The CDP framework treats the *privacy loss* of an outcome,

$$L_{(\mathcal{M}(\mathbf{X})\|\mathcal{M}(\mathbf{X}'))}^{(o)} = \log \frac{Pr(\mathcal{M}(\mathbf{X}) = o)}{Pr(\mathcal{M}(\mathbf{X}') = o)} \quad (2)$$

as a random variable. There are two variants of CDP. First, in  $(\mu, \tau)$ -*mCDP* (Dwork and Rothblum, 2016),  $L^{(o)}$  subtracted by its mean  $\mu$  is subgaussian with standard deviation  $\tau$ :  $E[e^{\lambda(L^{(o)} - \mu)}] \leq e^{\lambda^2 \tau^2 / 2}, \forall \lambda \in \mathbb{R}$ . Second, in  $\tau$ -*zCDP* (Bun and Steinke, 2016), that arises from a connection between the moment generating function of  $L^{(o)}$  and the Rényi divergence between the distributions of  $\mathcal{M}(\mathbf{X})$  and that of  $\mathcal{M}(\mathbf{X}')$ , we require:  $e^{(\alpha-1)D_\alpha} = E[e^{(\alpha-1)L^{(o)}}] \leq e^{(\alpha-1)\alpha\tau}, \forall \alpha \in (1, \infty)$ , where the  $\alpha$ -Rényi divergence is denoted by  $D_\alpha = D_\alpha(Pr(\mathcal{M}(\mathbf{X}))\|Pr(\mathcal{M}(\mathbf{X}')))$ . Observe that in this case  $L^{(o)}$  is also subgaussian but zero-mean.

We will use zCDP rather than mCDP, since many DP and approximate DP mechanisms can be characterised in terms of zCDP, but not in terms of mCDP without a large loss in privacy parameters. This correspondence will allow us to use zCDP as a tool for analyzing *composition under the  $(\epsilon, \delta)$ -DP privacy definition*, for a fair comparison between CDP and DP analyses.<sup>1</sup>

In zCDP, composition is straightforward since the Rényi divergence between two product distributions is simply the sum of the Rényi divergences of the marginals. The growth in the Rényi divergence corresponds to the growth in the moment generating function of  $L^{(o)}$  over iterations. Using the bound on the moment generating function, zCDP achieves a tighter tail bound than standard composition methods, yielding a higher per-iteration privacy budget than standard methods for a given total budget.

## 2.2 Variational Bayes

Consider a generative model that produces a dataset  $\mathcal{D} = \{\mathcal{D}_n\}_{n=1}^N$  consisting of  $N$  independent identically distributed (*iid*) items ( $\mathcal{D}_n$  is an  $n$ th input/output pair  $\{\mathbf{x}_n, y_n\}$  for supervised learning, and  $\mathcal{D}_n$  is an  $n$ th vector output  $\mathbf{y}_n$  for unsupervised learning), generated using a set of latent variables  $\mathbf{l} = \{\mathbf{l}_n\}_{n=1}^N$ . The generative model provides  $p(\mathcal{D}_n|\mathbf{l}_n, \mathbf{m})$ , where  $\mathbf{m}$  is the model parameters. We also consider the prior distribution over the model parameters  $p(\mathbf{m})$  and the prior distribution over the latent variables  $p(\mathbf{l})$ . For models where exact posterior inference is intractable, variational Bayes (VB) provides tractable forms of approximate posterior distributions over the model parameters and the latent variables. We describe the general framework of VB in the following.

---

1. See Sec. 4 in (Bun and Steinke, 2016) for a detailed explanation.

**VB for CE models** VB simplifies to a two-step procedure when the model falls into the conjugate-exponential (CE) class of models, which satisfy two conditions (Beal, 2003):

- (1) The complete-data likelihood is in the exponential family :

$$p(\mathcal{D}_n, \mathbf{l}_n | \mathbf{m}) = g(\mathbf{m}) f(\mathcal{D}_n, \mathbf{l}_n) \exp(\mathbf{n}(\mathbf{m})^\top \mathbf{s}(\mathcal{D}_n, \mathbf{l}_n)), \quad (3)$$

- (2) The prior over  $\mathbf{m}$  is conjugate to the complete-data likelihood :

$$p(\mathbf{m} | \tau, \boldsymbol{\nu}) = h(\tau, \boldsymbol{\nu}) g(\mathbf{m})^\tau \exp(\boldsymbol{\nu}^\top \mathbf{n}(\mathbf{m})). \quad (4)$$

where natural parameters and sufficient statistics of the complete-data likelihood are denoted by  $\mathbf{n}(\mathbf{m})$  and  $\mathbf{s}(\mathcal{D}_n, \mathbf{l}_n)$ , respectively. The hyperparameters are denoted by  $\tau$  (a scalar) and  $\boldsymbol{\nu}$  (a vector).

A large class of models fall in the CE family. Examples include linear dynamical systems and switching models; Gaussian mixtures; factor analysis and probabilistic PCA; hidden Markov models (HMM) and factorial HMMs; and discrete-variable belief networks. The models that are widely used but not in the CE family include: Markov random fields (MRFs) and Boltzmann machines; logistic regression; sigmoid belief networks; and independent component analysis (ICA). We illustrate how best to bring such models into the CE family in a later section.

The VB algorithm for a CE family model optimises the model log marginal likelihood given by

$$\mathcal{L}(q(\mathbf{l}), q(\mathbf{m})) = \int d\mathbf{m} d\mathbf{l} q(\mathbf{l}) q(\mathbf{m}) \log \frac{p(\mathbf{l}, \mathcal{D}, \mathbf{m})}{q(\mathbf{l}) q(\mathbf{m})}, \quad (5)$$

where we assume that the joint approximate posterior distribution over the latent variables and model parameters  $q(\mathbf{l}, \mathbf{m})$  is factorised as  $q(\mathbf{l}, \mathbf{m}) = q(\mathbf{l}) q(\mathbf{m}) = q(\mathbf{m}) \prod_{n=1}^N q(\mathbf{l}_n)$ , and that each of the variational distribution also has the form of an exponential family distribution. Computing the derivatives of the variational lower bound in Eq. 5 with respect to each of these variational distributions and setting them to zero yield the following two-step procedure.

- (1) First, given expected natural parameters  $\bar{\mathbf{n}}$ , the E-step computes :

$$q(\mathbf{l}) = \prod_{n=1}^N q(\mathbf{l}_n) \propto \prod_{n=1}^N f(\mathcal{D}_n, \mathbf{l}_n) \exp(\bar{\mathbf{n}}^\top \mathbf{s}(\mathcal{D}_n, \mathbf{l}_n)) = \prod_{n=1}^N p(\mathbf{l}_n | \mathcal{D}_n, \bar{\mathbf{n}}). \quad (6)$$

Using  $q(\mathbf{z})$ , output expected sufficient statistics  $\bar{\mathbf{s}}(\mathcal{D}) = \frac{1}{N} \sum_{n=1}^N \langle \mathbf{s}(\mathcal{D}_n, \mathbf{l}_n) \rangle_{q(\mathbf{l}_n)}$ .

- (2) Second, given expected sufficient statistics  $\bar{\mathbf{s}}(\mathcal{D})$ , the M-step computes :

$$q(\mathbf{m}) = h(\tilde{\tau}, \tilde{\boldsymbol{\nu}}) g(\mathbf{m})^{\tilde{\tau}} \exp(\tilde{\boldsymbol{\nu}}^\top \mathbf{n}(\mathbf{m})), \text{ where } \tilde{\tau} = \tau + N, \tilde{\boldsymbol{\nu}} = \boldsymbol{\nu} + N\bar{\mathbf{s}}(\mathcal{D}). \quad (7)$$

Using  $q(\mathbf{m})$ , output expected natural parameters  $\bar{\mathbf{n}} = \langle \mathbf{n}(\mathbf{m}) \rangle_{q(\mathbf{m})}$ .

Given these outputs, one could compute the predictive probability for test datapoints  $\mathbf{y}_{tst}$

$$p(\mathcal{D}_{tst} | \mathcal{D}) = \int d\mathbf{m} d\mathbf{l}_{tst} q(\mathbf{l}_{tst}; \mathcal{D}_{tst}, \bar{\mathbf{n}}) q(\mathbf{m}; \tilde{\boldsymbol{\nu}}) p(\mathcal{D}_{tst} | \mathbf{l}_{tst}, \mathbf{m}), \quad (8)$$

where the dependence on the training data  $\mathcal{D}$  is implicit in the approximate posteriors  $q(\mathbf{m})$  and  $q(\mathbf{l})$ .

**Stochastic VB for CE models** The VB update introduced in Eq. 6 is inefficient for large data sets because we should optimise the variational posterior over the latent variables corresponding to each data point before re-estimating the variational posterior over the parameters. For more efficient learning, we adopt stochastic variational inference, which uses stochastic optimisation to fit the variational distribution over the parameters. We repeatedly subsample the data to form noisy estimates of the natural gradient of the variational lower bound, and we follow these estimates with a decreasing step-size  $\rho_t$ , as in Hoffman et al. (2013).<sup>2</sup> The stochastic variational Bayes algorithm is summarised in Algorithm 1.

---

**Algorithm 1** (Stochastic) Variational Bayes for CE family distributions

---

**Input:** Data  $\mathcal{D}$ . Define  $\rho_t = (\tau_0 + t)^{-\kappa}$  and mini-batch size  $S$ .

**Output:** Expected natural parameters  $\bar{\mathbf{n}}$  and expected sufficient statistics  $\bar{\mathbf{s}}$ .

**for**  $t = 1, \dots, J$  **do**

(1) **E-step:** Given the expected natural parameters  $\bar{\mathbf{n}}$ , compute  $q(\mathbf{l}_n)$  for  $n = 1, \dots, S$ .  
Output the expected sufficient statistics  $\bar{\mathbf{s}} = \frac{1}{S} \sum_{n=1}^S \langle \mathbf{s}(\mathcal{D}_n, \mathbf{l}_n) \rangle_{q(\mathbf{l}_n)}$ .

(2) **M-step:** Given  $\bar{\mathbf{s}}$ , compute  $q(\mathbf{m})$  by  $\tilde{\boldsymbol{\nu}}^{(t)} = \boldsymbol{\nu} + N\bar{\mathbf{s}}$ . Set  $\tilde{\boldsymbol{\nu}}^{(t)} \leftarrow (1 - \rho_t)\tilde{\boldsymbol{\nu}}^{(t-1)} + \rho_t\tilde{\boldsymbol{\nu}}^{(t)}$ .  
Output the expected natural parameters  $\bar{\mathbf{n}} = \langle \mathbf{m} \rangle_{q(\mathbf{m})}$ .

**end for**

---

### 3. Variational Bayes in private settings (VIPS) for CE family

While the VB algorithm is being run, the only place where the algorithm needs to look at the data is when computing the expected sufficient statistics  $\bar{\mathbf{s}}(\mathcal{D})$  in the E-step. The expected sufficient statistics then dictate the expected natural parameters in the M-step. So, perturbing the expected sufficient statistics leads to perturbing both posterior distributions  $q(\mathbf{l})$  and  $q(\mathbf{m})$ . How much noise one needs to add to the expected sufficient statistics depends both on a sensitivity of the expected sufficient statistics and an allowed per-iteration privacy budget.

**Sensitivity analysis** Suppose there are two neighbouring datasets  $\mathcal{D}$  and  $\tilde{\mathcal{D}}$ , where there is only one datapoint difference among them. We also assume that the dataset is pre-processed such that the  $L_2$  norm of any  $\mathcal{D}_i$  is less than 1. We denote the vector of expected sufficient statistics by  $\bar{\mathbf{s}}(\mathcal{D}) = \sum_{n=1}^N \bar{\mathbf{s}}(\mathcal{D}_n) = [M_1, \dots, M_L]$ , where each expected sufficient statistic  $M_l$  is given by

$$M_l = \frac{1}{N} \sum_{i=1}^N \langle \mathbf{s}_l(\mathcal{D}_i, \mathbf{l}_i) \rangle_{q(\mathbf{l}_i)}. \quad (9)$$

---

2. When optimising over a probability distribution, the Euclidean distance between two parameter vectors is often a poor measure of the dissimilarity of the distributions. The natural gradient of a function accounts for the information geometry of its parameter space, using a Riemannian metric to adjust the direction of the traditional gradient, which results in a faster convergence than the traditional gradient (Hoffman et al., 2013).

The maximum difference in the expected sufficient statistics given the datasets, i.e., the sensitivity of expected sufficient statistics, is denoted by

$$\begin{aligned}\Delta M_l &= \max_{|\mathcal{D}-\tilde{\mathcal{D}}|_1=1} |M_l(\mathcal{D}) - \tilde{M}_l(\tilde{\mathcal{D}})| = \max_{l_j, \tilde{l}_j} \left| \frac{1}{N} \mathbb{E}_{q(l_j)} \mathbf{s}_l(\mathcal{D}_j, l_j) - \frac{1}{N} \mathbb{E}_{q(\tilde{l}_j)} \mathbf{s}_l(\tilde{\mathcal{D}}_j, \tilde{l}_j) \right|, \\ &\leq \max_{l_j, \tilde{l}_j} \frac{1}{N} |\mathbb{E}_{q(l_j)} \mathbf{s}_l(\mathcal{D}_j, l_j)| + \frac{1}{N} |\mathbb{E}_{q(\tilde{l}_j)} \mathbf{s}_l(\tilde{\mathcal{D}}_j, \tilde{l}_j)|,\end{aligned}$$

where the last line is due to the triangle inequality. By choosing  $q(\mathbf{l})$  such that  $q(\mathbf{l})$  has a bounded support of  $\mathbf{l}$ , the expected sufficient statistic  $\bar{\mathbf{s}}_l(\mathcal{D}_j) = \langle \mathbf{s}_l(\mathcal{D}_j, l_j) \rangle_{q(l_j)}$  has limited sensitivity, given as

$$\Delta M_l = \max_{(\mathcal{D}_j) \in B_1(\mathcal{D})} \frac{2}{N} |\bar{\mathbf{s}}_l(\mathcal{D}_j)|. \quad (10)$$

**Per-iteration privacy budget** Our method calculates the per-iteration budget using the privacy amplification effect from subsampling of data as well as several key properties of zCDP. The privacy amplification theorem (Theorem 1 in Li et al. (2012)) states that any  $(\epsilon_{iter}, \delta_{iter})$ -DP mechanism running on a uniformly sampled subset of data with a sampling ratio  $\nu$  guarantees  $(\log(1 + \nu(\exp(\epsilon_{iter}) - 1)), \nu\delta_{iter})$ -differential privacy. So, in each iteration, perturbing each coordinate of expected sufficient statistics  $\bar{\mathbf{s}} = \frac{1}{S} \sum_{n=1}^S \langle \mathbf{s}(\mathcal{D}_n, l_n) \rangle_{q(l_n)}$  computed on a subsampled mini-batch with ratio  $\nu$  by adding Gaussian noise

$$\tilde{\mathbf{s}}_l = \bar{\mathbf{s}}_l + Y_l, \text{ where } Y_l \sim \mathcal{N}(0, \sigma^2), \text{ and } \sigma^2 \geq 2 \log(1.25/\delta_{iter}) (\Delta M_l)^2 / \epsilon_{iter}^2 \quad (11)$$

guarantees  $(\epsilon', \delta')$ -DP, where  $\epsilon' = \log(1 + \nu(\exp(\epsilon_{iter}) - 1))$  and  $\delta' = \nu\delta_{iter}$ . The privacy gain from subsampling allows us to use a much more relaxed privacy budget  $\epsilon_{iter}$  and the error tolerance  $\delta_{iter}$  per iteration, to achieve a reasonable level of  $(\epsilon', \delta')$ -DP with a small sampling rate.

Furthermore, the zCDP composition allows a sharper analysis of the per-iteration privacy budget. First, in order to use the zCDP composition, we convert DP into zCDP. According to Proposition 1.6 of Bun and Steinke (2016), the Gaussian mechanism with some noise variance  $\tau$  and a sensitivity  $\Delta$  satisfies  $\Delta^2/(2\tau)$ -zCDP. Then, using the zCDP composition, which is stated in Lemma 1.7 of Bun and Steinke (2016): if two mechanisms satisfy  $\rho_1$ -zCDP and  $\rho_2$ -zCDP, respectively, then their composition satisfies  $(\rho_1 + \rho_2)$ -zCDP, we obtain  $J\Delta^2/(2\tau)$ -zCDP after  $J$ -composition of the Gaussian mechanism. Finally, to compare this to any other DP mechanisms, we convert the zCDP level to DP, by using their Proposition 1.3, which states that if  $\mathcal{M}$  provides  $\rho$ -zCDP, then  $\mathcal{M}$  is  $(\rho + 2\sqrt{\rho \log(1/\delta)}, \delta)$ -DP for any  $\rho > 0$ . Hence, in this case,  $\rho = J\Delta^2/(2\tau)$ .

Given a total privacy budget  $\epsilon_{tot}$  and total tolerance level  $\delta_{tot}$ , our algorithm calculates the values of  $(\epsilon_i, \delta_i)$  that determine the level of additive noise in each iteration. We achieve this by: (1) using the zCDP composition, we map  $(\epsilon_{tot}, \delta_{tot})$  to  $(\epsilon', \delta')$ ,

$$\epsilon_{tot} = J\Delta^2/(2\tau) + 2\sqrt{J\Delta^2/(2\tau) \log(1/\delta_{tot})}, \text{ where } \tau \geq 2 \log(1.25/\delta') \Delta^2 / \epsilon'^2, \quad (12)$$

then (2) using the privacy amplification theorem, we map  $(\epsilon', \delta')$  to  $(\epsilon_{iter}, \delta_{iter})$ ,

$$\begin{aligned}\epsilon' &= \log(1 + \nu(\exp(\epsilon_{iter}) - 1)), \\ \delta' &= \nu\delta_{iter}.\end{aligned} \quad (13)$$

Algorithm 2 summarizes the private stochastic variational Bayes algorithm for CE family.

---

**Algorithm 2**  $(\epsilon_{tot}, \delta_{tot})$ -DP VIPS for CE family distributions
 

---

**Input:** Data  $\mathcal{D}$ . Define  $\rho_t = (\tau_0 + t)^{-\kappa}$ , mini-batch size  $S$ , and maximum iterations  $J$ .

**Output:** Noised-up expected natural parameters  $\tilde{\mathbf{n}}$  and expected sufficient statistics  $\tilde{\mathbf{s}}$ .

Compute the per-iteration privacy budget  $(\epsilon_{iter}, \delta_{iter})$  using Eq. 12 and Eq. 13.

Compute the sensitivity of the expected sufficient statistics.

**for**  $t = 1, \dots, J$  **do**

(1) **E-step:** Given the expected natural parameters  $\bar{\mathbf{n}}$ , compute  $q(\mathbf{l}_n)$  for  $n = 1, \dots, S$ .  
 Noise up each coordinate of  $\bar{\mathbf{s}} = \frac{1}{S} \sum_{n=1}^S \langle \mathbf{s}(\mathcal{D}_n, \mathbf{l}_n) \rangle_{q(\mathbf{l}_n)}$  by Eq. 11, and output  $\tilde{\mathbf{s}}$ .

(2) **M-step:** Given  $\tilde{\mathbf{s}}$ , compute  $q(\mathbf{m})$  by  $\tilde{\boldsymbol{\nu}}^{(t)} = \boldsymbol{\nu} + N\tilde{\mathbf{s}}$ . Set  $\tilde{\boldsymbol{\nu}}^{(t)} \leftarrow (1 - \rho_t)\tilde{\boldsymbol{\nu}}^{(t-1)} + \rho_t\tilde{\boldsymbol{\nu}}^{(t)}$ .

Output the expected natural parameters  $\tilde{\mathbf{n}} = \langle \mathbf{m} \rangle_{q(\mathbf{m})}$ .

**end for**

---

## 4. VIPS for topic modeling

Here, we illustrate how to use the general framework of VIPS for CE family in the example of latent Dirichlet allocation (LDA).

### 4.1 Model specifics in LDA

The most widely used topic model is latent Dirichlet allocation (LDA) (Blei et al., 2003). Its generative process is given by

- Draw topics  $\boldsymbol{\beta}_k \sim \text{Dirichlet}(\eta \mathbf{1}_V)$ , for  $k = \{1, \dots, K\}$ , where  $\eta$  is a scalar hyperparameter.
- For each document  $d \in \{1, \dots, D\}$ 
  - Draw topic proportions  $\boldsymbol{\theta}_d \sim \text{Dirichlet}(\alpha \mathbf{1}_K)$ , where  $\alpha$  is a scalar hyperparameter.
  - For each word  $n \in \{1, \dots, N\}$ 
    - \* Draw topic assignments  $\mathbf{z}_{dn} \sim \text{Discrete}(\boldsymbol{\theta}_d)$
    - \* Draw word  $\mathbf{w}_{dn} \sim \text{Discrete}(\boldsymbol{\beta}_{\mathbf{z}_{dn}})$

where each observed word is represented by an indicator vector  $\mathbf{w}_{dn}$  ( $n$ th word in the  $d$ th document) of length  $V$ , and where  $V$  is the number of terms in a fixed vocabulary set. The topic assignment latent variable  $\mathbf{z}_{dn}$  is also an indicator vector of length  $K$ , where  $K$  is the number of topics.

The LDA model falls in the CE family, viewing  $\mathbf{z}_{d,1:N}$  and  $\boldsymbol{\theta}_d$  as two types of latent variables:  $\mathbf{l}_d = \{\mathbf{z}_{d,1:N}, \boldsymbol{\theta}_d\}$ , and  $\boldsymbol{\beta}$  as model parameters  $\mathbf{m} = \boldsymbol{\beta}$ . The conditions for CE are satisfied: (1) the complete-data likelihood per document is in exponential family:

$$p(\mathbf{w}_{d,1:N}, \mathbf{z}_{d,1:N}, \boldsymbol{\theta}_d | \boldsymbol{\beta}) \propto f(\mathcal{D}_d, \mathbf{z}_{d,1:N}, \boldsymbol{\theta}_d) \exp\left(\sum_n \sum_k [\log \boldsymbol{\beta}_k]^\top [\mathbf{z}_{dn}^k \mathbf{w}_{dn}]\right), \quad (14)$$

where  $f(\mathcal{D}_d, \mathbf{z}_{d,1:N}, \boldsymbol{\theta}_d) \propto \exp([\alpha \mathbf{1}_K]^\top [\log \boldsymbol{\theta}_d] + \sum_n \sum_k \mathbf{z}_{dn}^k \log \boldsymbol{\theta}_d^k)$ ; and (2) we have a conjugate prior over  $\boldsymbol{\beta}_k$ :

$$p(\boldsymbol{\beta}_k | \eta \mathbf{1}_V) \propto \exp([\eta \mathbf{1}_V]^\top [\log \boldsymbol{\beta}_k]), \quad (15)$$



for  $k = \{1, \dots, K\}$ . For simplicity, we assume hyperparameters  $\alpha$  and  $\eta$  are set manually. Under the LDA model, we assume the variational posteriors are given by

- Discrete :  $q(\mathbf{z}_{dn}^k | \phi_{dn}^k) \propto \exp(\mathbf{z}_{dn}^k \log \phi_{dn}^k)$ , with variational parameters that capture the posterior probability of topic assignment,  $\phi_{dn}^k \propto \exp(\langle \log \beta_k \rangle_{q(\beta_k)}^\top \mathbf{w}_{dn} + \langle \log \theta_d^k \rangle_{q(\theta_d)})$
- Dirichlet :  $q(\theta_d | \gamma_d) \propto \exp(\gamma_d^\top \log \theta_d)$ , where  $\gamma_d = \alpha \mathbf{1}_K + \sum_{n=1}^N \langle \mathbf{z}_{dn} \rangle_{q(\mathbf{z}_{dn})}$
- Dirichlet :  $q(\beta_k | \lambda_k) \propto \exp(\lambda_k^\top \log \beta_k)$ , where  $\lambda_k = \eta \mathbf{1}_V + \sum_d \sum_n \langle \mathbf{z}_{dn}^k \rangle_{q(\mathbf{z}_{dn})} \mathbf{w}_{dn}$ .

The expected sufficient statistics are  $\bar{\mathbf{s}}_k = \frac{1}{D} \sum_d \sum_n \langle \mathbf{z}_{dn}^k \rangle_{q(\mathbf{z}_{dn})} \mathbf{w}_{dn} = \frac{1}{D} \sum_d \sum_n \phi_{dn}^k \mathbf{w}_{dn}$ .

## 4.2 VIPS for LDA

Following the general framework of VIPS, to privatise the variational posteriors under LDA, we perturb the expected sufficient statistics. While each document has a different document length  $N_d$ , we limit the maximum length of any document to  $N$  by randomly selecting  $N$  words in a document if the number of words in the document is longer than  $N$ . We add Gaussian noise to each coordinate, then map to 0 if the perturbed coordinate becomes negative:

$$\tilde{\mathbf{s}}_k^v = \bar{\mathbf{s}}_k^v + Y_k^v, \text{ where } Y_k^v \sim \mathcal{N}(0, \sigma^2), \text{ and } \sigma^2 \geq 2 \log(1.25/\delta_i) (\Delta \bar{\mathbf{s}})^2 / \epsilon_i^2, \quad (16)$$

where  $\mathbf{s}_k^v$  is the  $v$ th coordinate of a vector of length  $V$ :  $\bar{\mathbf{s}}_k^v = \frac{1}{D} \sum_d \sum_n \phi_{dn}^k \mathbf{w}_{dn}^v$ , and  $\Delta \bar{\mathbf{s}}$  is the sensitivity given by

$$\begin{aligned} \Delta \bar{\mathbf{s}} &= \max_{|\mathcal{D}-\tilde{\mathcal{D}}|=1} \sqrt{\sum_k \sum_v (\bar{\mathbf{s}}_k^v(\mathcal{D}) - \bar{\mathbf{s}}_k^v(\tilde{\mathcal{D}}))^2}, \\ &= \max_{d,d'} \frac{1}{D} \sqrt{\sum_k \sum_v \left( \sum_n (\phi_{dn}^k \mathbf{w}_{dn}^v - \phi_{d'n}^k \mathbf{w}_{d'n}^v) \right)^2}, \\ &\leq \max_d \frac{1}{D} \sum_k \sum_v \left| \sum_n \phi_{dn}^k \mathbf{w}_{dn}^v \right|, \text{ since L2 norm is less than equal to L1 norm} \\ &\leq \max_d \frac{1}{D} \sum_n \left( \sum_k \phi_{dn}^k \right) \left( \sum_v \mathbf{w}_{dn}^v \right) \leq \frac{N}{D}, \end{aligned}$$

since  $0 \leq \phi_{dn}^k \leq 1$ ,  $\sum_k \phi_{dn}^k = 1$ ,  $\sum_v \mathbf{w}_{dn}^v = 1$ , and  $\mathbf{w}_{dn}^v \in \{0, 1\}$ .

## 4.3 Experiments using Wikipedia data

We randomly downloaded  $D = 400,000$  documents from Wikipedia. We then tested our VIPS algorithm on the Wikipedia dataset with four different values of total privacy budget, using a mini-batch size  $S = 10$ , until the algorithm sees up to 160,000 documents. We assumed there are 100 topics, and we used a vocabulary set of approximately 8000 terms.

We compare our method to two baseline methods. First, in *linear* (Lin) composition (Theorem 3.16 of Dwork and Roth (2014)), privacy degrades linearly with the number of iterations. This result is from the Max Divergence of the privacy loss random variable being bounded by a total budget. Hence, the linear composition yields  $(J\epsilon', J\delta')$ -DP. We

---

**Algorithm 3** VIPS for LDA
 

---

**Input:** Data  $\mathcal{D}$ . Define  $D$  (documents),  $V$  (vocabulary),  $K$  (number of topics).

Define  $\rho_t = (\tau_0 + t)^{-\kappa}$ , mini-batch size  $S$ , and , and hyperparameters  $\alpha, \eta$ .

**Output:** Privatised expected natural parameters  $\langle \log \beta_k \rangle_{q(\beta_k)}$  and sufficient statistics  $\tilde{\mathbf{s}}$ .

Compute the per-iteration privacy budget  $(\epsilon_{iter}, \delta_{iter})$  using Eq. 12 and Eq. 13.

Compute the sensitivity of the expected sufficient statistics.

**for**  $t = 1, \dots, J$  **do**

(1) **E-step:** Given expected natural parameters  $\langle \log \beta_k \rangle_{q(\beta_k)}$

**for**  $d = 1, \dots, S$  **do**

    Compute  $q(\mathbf{z}_{dn}^k)$  parameterised by  $\phi_{dn}^k \propto \exp(\langle \log \beta_k \rangle_{q(\beta_k)}^\top \mathbf{w}_{dn} + \langle \log \theta_d^k \rangle_{q(\theta_d)})$ .

    Compute  $q(\theta_d)$  parameterised by  $\gamma_d = \alpha \mathbf{1}_K + \sum_{n=1}^N \langle \mathbf{z}_{dn} \rangle_{q(\mathbf{z}_{dn})}$ .

**end for**

Output the noised-up expected sufficient statistics  $\tilde{\mathbf{s}}_k^v = \frac{1}{S} \sum_d \sum_n \phi_{dn}^k \mathbf{w}_{dn}^v + Y_k^v$ , where  $Y_k^v$  is Gaussian noise given in Eq. 16.

(2) **M-step:** Given noised-up expected sufficient statistics  $\tilde{\mathbf{s}}_k$ ,

    Compute  $q(\beta_k)$  parameterised by  $\lambda_k^{(t)} = \eta \mathbf{1}_V + D \tilde{\mathbf{s}}_k$ .

    Set  $\lambda^{(t)} \leftarrow (1 - \rho_t) \lambda^{(t-1)} + \rho_t \lambda^{(t)}$ .

    Output expected natural parameters  $\langle \log \beta_k \rangle_{q(\beta_k)}$ .

**end for**

---

use Eq. 13 to map  $(\epsilon', \delta')$  to  $(\epsilon_{iter}, \delta_{iter})$ . Second, *advanced* (Adv) composition (Theorem 3.20 of Dwork and Roth (2014)), resulting from the Max Divergence of the privacy loss random variable being bounded by a total budget including a slack variable  $\delta$ , yields  $(J\epsilon'(e^{\epsilon'} - 1) + \sqrt{2J \log(1/\delta'')}\epsilon', \delta'' + J\delta')$ -DP. Similarly, we use Eq. 13 to map  $(\epsilon', \delta')$  to  $(\epsilon_{iter}, \delta_{iter})$ .

As an evaluation metric, we compute the upper bound to the perplexity on held-out documents,

$$\text{perplexity}(\mathcal{D}^{test}, \lambda) \leq \exp \left[ - \left( \sum_i \langle \log p(\mathbf{n}^{test}, \theta_i, \mathbf{z}_i | \lambda) \rangle_{q(\theta_i, \mathbf{z}_i)} - \langle \log q(\theta, \mathbf{z}) \rangle_{q(\theta, \mathbf{z})} \right) / \sum_{i,n} \mathbf{n}_{i,n}^{test} \right],$$

where  $\mathbf{n}_i^{test}$  is a vector of word counts for the  $i$ th document,  $\mathbf{n}^{test} = \{\mathbf{n}_i^{test}\}_{i=1}^I$ . In the above, we use the  $\lambda$  that was calculated during training. We compute the posteriors over  $\mathbf{z}$  and  $\theta$  by performing the first step in our algorithm using the test data and the perturbed sufficient statistics we obtain during training. The per-word-perplexity is shown in Fig. 1.

In Table 1, we show the top 10 words in terms of assigned probabilities under a chosen topic in each method (for the case of  $D = 400,000$  and  $S = 10$ , algorithms run until 160,000 documents are seen). We show 4 topics as examples. Non-private LDA results in the most coherent words among all the methods. For the private LDA models with a total privacy budget fixed to 0.5, as we move from zCDP, to advanced, and to linear composition, the amount of noise added gets larger, and therefore more topics have less coherent words with low probabilities.

Using the same data, we then tested how perplexity changes as we change the mini-batch sizes. As shown in Fig. 2, due to privacy amplification, it is more beneficial to decrease the amount of noise to add when the mini-batch size is small. The zCDP composition results in a better accuracy than the advanced composition.

Table 1: Posterior topics from private and non-private LDA

Non-private		zCDP (eps=0.5)		Adv (eps=0.5)		Lin (eps=0.5)	
<b>topic 3:</b>		<b>topic 81:</b>		<b>topic 72:</b>		<b>topic 27:</b>	
david	0.0667	born	0.0882	fragment	0.0002	horn	0.0002
king	0.0318	american	0.0766	gentleness	0.0001	shone	0.0001
god	0.0304	name	0.0246	soit	0.0001	age	0.0001
son	0.0197	actor	0.0196	render	0.0001	tradition	0.0001
israel	0.0186	english	0.0179	nonproprietary	0.0001	protecting	0.0001
bible	0.0156	charles	0.0165	westminster	0.0001	films	0.0001
hebrew	0.0123	british	0.0138	proceedings	0.0001	trip	0.0001
story	0.0102	richard	0.0130	clare	0.0001	article	0.0001
book	0.0095	german	0.0119	stronger	0.0001	interests	0.0001
adam	0.0092	character	0.0115	hesitate	0.0001	incidents	0.0001
<b>topic 4:</b>		<b>topic 82:</b>		<b>topic 73:</b>		<b>topic 28:</b>	
university	0.1811	wat	0.0002	mount	0.0034	american	0.0228
press	0.0546	armed	0.0001	display	0.0011	born	0.0154
oxford	0.0413	log	0.0001	animal	0.0011	john	0.0107
italy	0.0372	fierce	0.0001	equipment	0.0011	name	0.0094
jacques	0.0359	infantry	0.0001	cynthia	0.0009	english	0.0062
cambridge	0.0349	sehen	0.0001	position	0.0008	actor	0.0061
barbara	0.0280	selbst	0.0001	systems	0.0008	united	0.0058
research	0.0227	clearly	0.0001	support	0.0008	british	0.0051
murray	0.0184	bull	0.0001	software	0.0008	character	0.0051
scientific	0.0182	recall	0.0001	heavy	0.0008	people	0.0048
<b>topic 5:</b>		<b>topic 83:</b>		<b>topic 74:</b>		<b>topic 29:</b>	
association	0.0896	david	0.0410	david	0.0119	shelter	0.0001
security	0.0781	jonathan	0.0199	king	0.0091	rome	0.0001
money	0.0584	king	0.0188	god	0.0072	thick	0.0001
joint	0.0361	samuel	0.0186	church	0.0061	vous	0.0001
masters	0.0303	israel	0.0112	samuel	0.0054	leg	0.0001
banks	0.0299	saul	0.0075	son	0.0051	considering	0.0001
seal	0.0241	son	0.0068	israel	0.0039	king	0.0001
gilbert	0.0235	dan	0.0067	name	0.0038	object	0.0001
trade	0.0168	god	0.0053	century	0.0038	prayed	0.0001
heads	0.0166	story	0.0048	first	0.0036	pilot	0.0001
<b>topic 6:</b>		<b>topic 84:</b>		<b>topic 75:</b>		<b>topic 30:</b>	
law	0.0997	simon	0.0101	recognise	0.0001	despair	0.0001
court	0.0777	cat	0.0008	comparison	0.0001	ray	0.0001
police	0.0442	maison	0.0005	violates	0.0001	successfully	0.0001
legal	0.0396	breach	0.0005	offices	0.0001	respectable	0.0001
justice	0.0292	says	0.0005	value	0.0001	acute	0.0001
courts	0.0229	dirty	0.0005	neighbor	0.0001	accompany	0.0001
welcome	0.0204	rifle	0.0004	cetai	0.0001	assuming	0.0001
civil	0.0178	door	0.0004	composed	0.0001	florence	0.0001
signal	0.0170	property	0.0004	interests	0.0001	ambition	0.0001
pan	0.0163	genus	0.0004	argue	0.0001	unreasonable	0.0001



Figure 1: Per-word-perplexity as a function of the number of documents seen (up to 160,000). Data:  $D = 400,000$  documents randomly selected from Wikipedia. We tested four different values of total privacy budget  $\epsilon_{tot} \in \{0.5, 1, 2, 4\}$  with a fixed mini-batch size  $S = 10$  and a fixed total tolerance  $\delta_{tot} = 1e - 4$ . The non-private LDA (black trace) achieves the lowest perplexity. The zCDP composition (red trace) requires adding the least amount of noise per iteration for the same expected total privacy budget compared to the advanced composition (green trace) and the linear composition (blue trace).

## 5. VIPS for non-CE family

Under non-CE family models, the complete-data likelihood typically has the following form:

$$p(\mathcal{D}_n, \mathbf{l}_n | \mathbf{m}) \propto \exp(-h(\mathbf{m}, \mathbf{s}(\mathcal{D}_n, \mathbf{l}_n))) , \quad (17)$$

which includes some function  $h(\mathbf{m}, \mathbf{s}(\mathcal{D}_n, \mathbf{l}_n))$  that cannot be split into two functions, where one is a function of only  $\mathbf{m}$  and the other is a function of only  $\mathbf{s}(\mathcal{D}_n, \mathbf{l}_n)$ . Hence, we cannot apply the general VIPS framework we described in the previous section to this case.

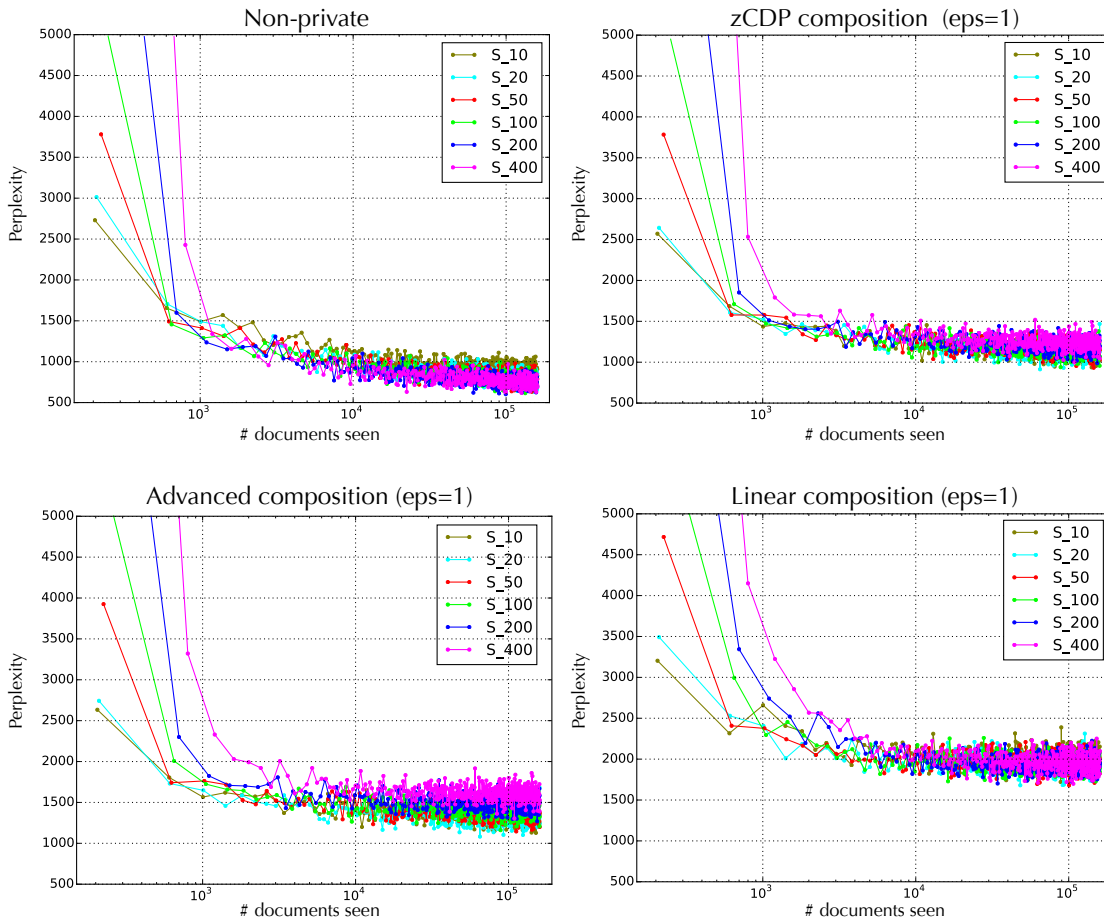


Figure 2: Per-word-perplexity with different mini-batch sizes  $S \in \{10, 20, 50, 100, 200, 400\}$ . For the non-private LDA (Top/Left), larger mini-batch size achieves lower perplexity. On the other hand, for the private LDA (Top/Right and Bottom), smaller mini-batch size achieves lower perplexity, due to the privacy amplification lemma (See Sec 3). We set the total privacy budget  $\epsilon_{tot} = 1$  and the total tolerance  $\delta_{tot} = 1e - 4$  in all private methods. Regardless of the mini-batch size, the zCDP composition (Top/Right) achieves a lower perplexity than the Advanced (Bottom/Left) and Linear compositions (Bottom/Right).

However, when the models we consider have binomial likelihoods, for instance, under negative binomial regression, nonlinear mixed-effects models, spatial models for count data, and logistic regression, we can bring the non-CE models to the CE family by adopting the Pólya-Gamma data augmentation strategy introduced by Polson et al. (2013).

The data augmentation method enables us to write down the likelihood conditioned on an auxiliary variable introduced per datapoint, denoted by  $\xi_n$ ,

$$p(\mathcal{D}_n, \mathbf{l}_n | \mathbf{m}, \xi_n) \propto \exp(\mathbf{n}(\mathbf{m})^\top \mathbf{s}(\mathcal{D}_n, \mathbf{l}_n, \xi_n)). \tag{18}$$

Note that now not only the latent and observed variables but also the new variables  $\xi_i$  form the complete-data sufficient statistics. We assign a variational distribution over the auxiliary variables  $\boldsymbol{\xi} = \{\xi_n\}_{n=1}^N$  along with a conjugate prior on them, in order to analytically integrate them out, when computing the lower bound

$$\mathcal{L}(q) = \int d\mathbf{l} d\mathbf{m} d\boldsymbol{\xi} q(\mathbf{m})q(\mathbf{z})q(\boldsymbol{\xi}) \log \frac{p(\mathcal{D}, \mathbf{l}|\mathbf{m}, \boldsymbol{\xi})p(\mathbf{m})p(\boldsymbol{\xi})}{q(\mathbf{m})q(\mathbf{l})q(\boldsymbol{\xi})}, \quad (19)$$

where we assume the variational posteriors are factorised as before. Details on the data augmentation scheme we are going to use is as follows.

**Pólya-Gamma data augmentation** Pólya-Gamma data augmentation introduces an auxiliary variable that is Pólya-Gamma distributed per datapoint, such that the log-odds can be written as mixtures of Gaussians with respect to a Pólya-Gamma distribution, as stated in Theorem 1 in (Polson et al., 2013):

$$\frac{\exp(\psi_n)^{y_n}}{(1 + \exp(\psi_n))^b} = 2^{-b} \exp((y_n - \frac{b}{2})\psi_n) \int_0^\infty \exp(-\frac{\xi_n \psi_n^2}{2}) p(\xi_n) d\xi_n \quad (20)$$

where  $\psi_n$  is a linear function in model parameters  $\mathbf{m}$ ,  $y_n$  is the  $n$ th observation, and  $\xi_n$  is a Pólya-Gamma random variable,  $\xi_n \sim \text{PG}(b, 0)$  where  $b > 0$ .<sup>34</sup> Hence, we can express the likelihood as Gaussian in  $\mathbf{m}$  conditioned on  $\xi_n$ , when  $\psi_n = \mathbf{l}_n^\top \mathbf{m}$ :

$$p(\mathcal{D}_n | \mathbf{l}_n, \xi_n, \mathbf{m}) \propto \exp((y_n - \frac{b}{2})\mathbf{l}_n^\top \mathbf{m}) \exp(-\frac{1}{2}\xi_n \mathbf{l}_n^\top \mathbf{m} \mathbf{m}^\top \mathbf{l}_n), \quad (21)$$

and the complete-data likelihood conditioned on  $\xi_n$  (with some prior on  $\mathbf{l}_n$ ) is

$$p(\mathcal{D}_n, \mathbf{l}_n | \mathbf{m}, \xi_n) \propto \exp(\mathbf{n}(\mathbf{m})^\top \mathbf{s}(\mathcal{D}_n, \mathbf{l}_n, \xi_n)) p(\mathbf{l}_n), \quad (22)$$

where the natural parameters and sufficient statistics are given by

$$\mathbf{n}(\mathbf{m}) = \begin{bmatrix} \mathbf{m} \\ \text{vec}(-\frac{1}{2}\mathbf{m}\mathbf{m}^\top) \end{bmatrix}, \quad \mathbf{s}(\mathcal{D}_n, \mathbf{l}_n, \xi_n) = \begin{bmatrix} (y_n - \frac{b}{2})\mathbf{l}_n \\ \text{vec}(\xi_n \mathbf{l}_n \mathbf{l}_n^\top) \end{bmatrix}. \quad (23)$$

Using this CE-family-like complete-data likelihood, we can use the variational Bayes algorithm with one exception—we need to integrate out the PG variables in each iteration. However, thanks to the second part of Theorem 1 in Polson et al. (2013), which states that

$$\text{PG}(\xi | b, \psi) \propto \exp(-\frac{1}{2}\xi\psi^2)\text{PG}(\xi | b, 0), \quad (24)$$

we can obtain the closed-form update of the posteriors over the PG variables in each iteration. The resulting variational Bayes algorithm for models with binomial likelihoods is

3. For example,  $\psi_n = \mathbf{m}^\top \mathbf{x}_n$  for models without latent variables and  $\mathbf{x}_n$  is the  $n$ th input vector, or  $\psi_n = \mathbf{m}^\top \mathbf{l}_n$  for models with latent variables.

4. Note that  $b$  is set depending on which binomial model one uses. For example,  $b = 1$  in logistic regression.

given by

(a) Given the expected natural parameters  $\bar{\mathbf{n}}$ , the E-step yields :

$$q(\mathbf{l}, \boldsymbol{\xi}) = \prod_{n=1}^N q(\mathbf{l}_n)q(\xi_n) \propto p(\boldsymbol{\xi}) \exp \left[ \int d\mathbf{m} q(\mathbf{m}) \log p(\mathcal{D}, \mathbf{l} | \mathbf{m}, \boldsymbol{\xi}) \right],$$

$$\propto p(\boldsymbol{\xi})p(\mathbf{l}) \prod_{n=1}^N \exp(\bar{\mathbf{n}}^\top \mathbf{u}(\mathcal{D}_n, \mathbf{l}_n, \xi_n)),$$

$$\text{where } q(\xi_n) = \text{PG}(b, \sqrt{\langle \mathbf{l}_i^\top \mathbf{m} \mathbf{m}^\top \mathbf{l}_n \rangle_{q(\mathbf{l}_n, \mathbf{m})}}), \text{ and } p(\xi_n) = \text{PG}(b, 0) \quad (25)$$

$$q(\mathbf{l}_n) \propto p(\mathbf{l}_n) \exp(\bar{\mathbf{n}}^\top \langle \mathbf{s}(\mathcal{D}_n, \mathbf{l}_n, \xi_n) \rangle_{q(\xi_n)}). \quad (26)$$

Using  $q(\mathbf{l})q(\boldsymbol{\xi})$ , compute  $\bar{\mathbf{s}}(\mathcal{D}) = \frac{1}{N} \sum_{n=1}^N \langle \mathbf{s}(\mathcal{D}_n, \mathbf{l}_n, \xi_n) \rangle_{q(\mathbf{l}_n)q(\xi_n)}$ .

(b) Given the expected sufficient statistics  $\bar{\mathbf{s}}$ , the M-step yields :

$$q(\mathbf{m}) \propto p(\mathbf{m}) \exp \left[ \int d\mathbf{l} d\boldsymbol{\xi} q(\mathbf{l})q(\boldsymbol{\xi}) \log p(\mathcal{D}, \mathbf{l} | \mathbf{m}, \boldsymbol{\xi}) \right],$$

$$\propto \exp(\mathbf{n}(\mathbf{m})^\top \tilde{\boldsymbol{\nu}}), \text{ where } \tilde{\boldsymbol{\nu}} = \boldsymbol{\nu} + N\bar{\mathbf{s}}(\mathcal{D}). \quad (27)$$

Using  $q(\mathbf{m})$ , compute the expected natural parameters  $\bar{\mathbf{n}} := \langle \mathbf{n}(\mathbf{m}) \rangle_{q(\mathbf{m})}$ .

Similar to the VIPS algorithm for the CE family, perturbing the expected sufficient statistics  $\bar{\mathbf{s}}(\mathcal{D})$  in the E-step suffices for privatising all the outputs of the algorithm. Algorithm 4 summarizes private stochastic variational Bayes algorithm for non-CE family with binomial likelihoods.

---

**Algorithm 4**  $(\epsilon_{tot}, \delta_{tot})$ -DP VIPS for non-CE family with binomial likelihoods

---

**Input:** Data  $\mathcal{D}$ . Define  $\rho_t = (\tau_0 + t)^{-\kappa}$ , mini-batch size  $S$ , and maximum iterations  $J$ .

**Output:** Noised-up expected natural parameters  $\tilde{\bar{\mathbf{n}}}$  and expected sufficient stats  $\tilde{\bar{\mathbf{s}}}$ .

Compute the per-iteration privacy budget  $(\epsilon_{iter}, \delta_{iter})$  using Eq. 12 and Eq. 13.

Compute the sensitivity of the expected sufficient statistics.

**for**  $t = 1, \dots, J$  **do**

(1) **E-step:** Given expected natural parameters  $\bar{\mathbf{n}}$ , compute  $q(\mathbf{l}_n)q(\xi_n)$  for  $n = 1, \dots, S$ . Noise up each coordinate of  $\bar{\mathbf{s}} = \frac{1}{S} \sum_{n=1}^S \langle \mathbf{s}(\mathcal{D}_n, \mathbf{l}_n) \rangle_{q(\mathbf{l}_n)q(\xi_n)}$  by Eq. 11, and output  $\tilde{\bar{\mathbf{s}}}$ .

(2) **M-step:** Given  $\tilde{\bar{\mathbf{s}}}$ , compute  $q(\mathbf{m})$  by  $\tilde{\boldsymbol{\nu}}^{(t)} = \boldsymbol{\nu} + N\tilde{\bar{\mathbf{s}}}$ . Set  $\tilde{\boldsymbol{\nu}}^{(t)} \leftarrow (1 - \rho_t)\tilde{\boldsymbol{\nu}}^{(t-1)} + \rho_t\tilde{\boldsymbol{\nu}}^{(t)}$ .

Output the expected natural parameters  $\tilde{\bar{\mathbf{n}}} = \langle \mathbf{m} \rangle_{q(\mathbf{m})}$ .

**end for**

---

Note that one needs to draw samples from the Pólya-Gamma posterior to numerically calculate the lower bound given in Eq. 19. In our method, however, we only output the perturbed expected sufficient statistics in the E-step, which means we do not have access to the Pólya-Gamma posterior. If one needs a stopping criterion, there are other measures to use, which do not require sampling from the Pólya-Gamma posterior, e.g., calculating the prediction accuracy in the classification case.

## 6. VIPS for Bayesian logistic regression

We present an example of non-CE family, Bayesian logistic regression, and illustrate how to employ the VIPS framework given in Algorithm 4 in such a case.

### 6.1 Model specifics

Under the logistic regression model with the Gaussian prior on the weights  $\mathbf{m} \in \mathbb{R}^d$ ,

$$p(y_n = 1 | \mathbf{x}_n, \mathbf{m}) = \sigma(\mathbf{m}^\top \mathbf{x}_n), \quad p(\mathbf{m} | \alpha) = \mathcal{N}(\mathbf{m} | 0, \alpha^{-1}I), \quad p(\alpha) = \text{Gam}(a_0, b_0), \quad (28)$$

where  $\sigma(\mathbf{m}^\top \mathbf{x}_n) = 1/(1 + \exp(-\mathbf{m}^\top \mathbf{x}_n))$ , the  $n$ th input is  $\mathbf{x}_n \in \mathbb{R}^d$ , and the  $n$ th output is  $y_n \in \{0, 1\}$ . In logistic regression, there are no latent variables. Hence, the complete-data likelihood coincides the data likelihood,

$$p(y_n | \mathbf{x}_n, \mathbf{m}) = \frac{\exp(\psi_n)^{y_n}}{1 + \exp(\psi_n)}, \quad (29)$$

where  $\psi_n = \mathbf{x}_n^\top \mathbf{m}$ . Since the likelihood is not in the CE family. we use the Pólya-Gamma data augmentation trick to re-write it as

$$p(y_n | \mathbf{x}_n, \xi_n, \mathbf{m}) \propto \exp((y_n - \frac{1}{2})\mathbf{x}_n^\top \mathbf{m}) \exp(-\frac{1}{2}\xi_n \mathbf{x}_n^\top \mathbf{m} \mathbf{m}^\top \mathbf{x}_n), \quad (30)$$

and the data likelihood conditioned on  $\xi_n$  is

$$p(y_n | \mathbf{x}_n, \mathbf{m}, \xi_n) \propto \exp(\mathbf{n}(\mathbf{m})^\top \mathbf{s}(\mathcal{D}_n, \xi_n)), \quad (31)$$

where the natural parameters and sufficient statistics are given by

$$\mathbf{n}(\mathbf{m}) = \begin{bmatrix} \mathbf{m} \\ \text{vec}(-\frac{1}{2}\mathbf{m}\mathbf{m}^\top) \end{bmatrix}, \quad \mathbf{s}(\mathcal{D}_n, \xi_n) = \begin{bmatrix} (y_n - \frac{1}{2})\mathbf{x}_n \\ \text{vec}(\xi_n \mathbf{x}_n \mathbf{x}_n^\top) \end{bmatrix}. \quad (32)$$

**Variational Bayes in Bayesian logistic regression** Using the likelihood given in Eq. 31, we compute the posterior distribution over  $\mathbf{m}, \alpha$  by maximising the following variational lower bound

$$\mathcal{L}(q) = \int \int \int q(\boldsymbol{\xi})q(\mathbf{m})q(\alpha) \log \frac{p(\mathcal{D} | \mathbf{m}, \boldsymbol{\xi})p(\boldsymbol{\xi})p(\mathbf{m})p(\alpha)}{q(\boldsymbol{\xi})q(\mathbf{m})q(\alpha)}. \quad (33)$$

In the E-step, we compute  $q(\boldsymbol{\xi})$  by

$$\begin{aligned} q(\boldsymbol{\xi}) &\propto p(\boldsymbol{\xi}) \prod_{n=1}^N \exp(\bar{\mathbf{n}}(\mathbf{m})^\top \mathbf{s}(\mathcal{D}_n, \xi_n)), \\ q(\boldsymbol{\xi}) &= \prod_{n=1}^N q(\xi_n) = \prod_{n=1}^N \text{PG}(1, \sqrt{\mathbf{x}_n^\top \langle \mathbf{m}\mathbf{m}^\top \rangle_{q(\mathbf{m})} \mathbf{x}_n}). \end{aligned} \quad (34)$$

Using  $q(\boldsymbol{\xi})$ , we compute the expected sufficient statistics

$$\bar{\mathbf{s}} = \frac{1}{N} \sum_{n=1}^N \bar{\mathbf{s}}(\mathcal{D}_n), \quad \text{where } \bar{\mathbf{s}}(\mathcal{D}_n) = \begin{bmatrix} \bar{\mathbf{s}}_1(\mathcal{D}_n) \\ \bar{\mathbf{s}}_2(\mathcal{D}_n) \end{bmatrix} = \begin{bmatrix} \frac{1}{N} (y_n - \frac{1}{2})\mathbf{x}_n \\ \frac{1}{N} \text{vec}(\langle \xi_n \rangle_{q(\xi_n)} \mathbf{x}_n \mathbf{x}_n^\top) \end{bmatrix}. \quad (35)$$



In the M-step, we compute  $q(\mathbf{m})$  and  $q(\alpha)$  by

$$q(\mathbf{m}) \propto p(\mathcal{D}|\mathbf{m}, \langle \boldsymbol{\xi} \rangle) p(\mathbf{m}|\langle \alpha \rangle) \propto \exp(\mathbf{n}(\mathbf{m})^\top \tilde{\boldsymbol{\nu}}) = \mathcal{N}(\mathbf{m}|\boldsymbol{\mu}_m, \Sigma_m), \quad (36)$$

$$q(\alpha) \propto p(\mathbf{m}|\alpha) p(\alpha|a_0, b_0) = \text{Gamma}(a_N, b_N), \quad (37)$$

where  $\tilde{\boldsymbol{\nu}} = \boldsymbol{\nu} + N\bar{\mathbf{s}}$ ,  $\boldsymbol{\nu} = [\mathbf{0}_d, \langle \alpha \rangle_{q(\alpha)} I_d]$ , and

$$a_N = a_0 + \frac{d}{2}, \quad b_N = b_0 + \frac{1}{2}(\boldsymbol{\mu}_m^\top \boldsymbol{\mu}_m + \text{tr}(\Sigma_m)). \quad (38)$$

Mapping from  $\tilde{\boldsymbol{\nu}}$  to  $(\boldsymbol{\mu}_m, \Sigma_m)$  is deterministic, as below, where  $\bar{\mathbf{s}}_1 = \sum_{n=1}^N \bar{\mathbf{s}}_1(\mathcal{D}_n)$  and  $\bar{\mathbf{s}}_2 = \sum_{n=1}^N \bar{\mathbf{s}}_2(\mathcal{D}_n)$ ,

$$\tilde{\boldsymbol{\nu}} = \begin{bmatrix} N\bar{\mathbf{s}}_1 + \mathbf{0}_d \\ N\bar{\mathbf{s}}_2 + \langle \alpha \rangle_{q(\alpha)} I_d \end{bmatrix} = \begin{bmatrix} \Sigma_m^{-1} \boldsymbol{\mu}_m \\ \Sigma_m^{-1} \end{bmatrix}. \quad (39)$$

Using  $q(\mathbf{m})$ , we compute expected natural parameters

$$\langle \mathbf{n}(\mathbf{m}) \rangle_{q(\mathbf{m})} = \begin{bmatrix} \langle \mathbf{m} \rangle_{q(\mathbf{m})} \\ \text{vec}(-\frac{1}{2} \langle \mathbf{m} \mathbf{m}^\top \rangle_{q(\mathbf{m})}) \end{bmatrix} = \begin{bmatrix} \boldsymbol{\mu}_m \\ \text{vec}(-\frac{1}{2}(\Sigma_m + \boldsymbol{\mu}_m \boldsymbol{\mu}_m^\top)) \end{bmatrix}. \quad (40)$$

## 6.2 VIPS for Bayesian logistic regression

Following the general framework of VIPS, to privatise the variational posteriors under Bayesian logistic regression, we perturb the expected sufficient statistics. For perturbing  $\bar{\mathbf{s}}_1$ , we add Gaussian noise to each coordinate,

$$\tilde{\bar{\mathbf{s}}}_1 = \bar{\mathbf{s}}_1 + Y_{1,\dots,d}, \quad \text{where } Y_i \sim^{i.i.d.} \mathcal{N}(0, \sigma^2) \quad (41)$$

where  $\sigma \geq c\Delta\bar{\mathbf{s}}_1/\epsilon_i$ ,  $c^2 > 2 \log(1.25/\delta_i)$ , and the sensitivity  $\Delta\bar{\mathbf{s}}_1$  is given by

$$\begin{aligned} \Delta\bar{\mathbf{s}}_1 &= \max_{|\mathcal{D}-\tilde{\mathcal{D}}|=1} |\bar{\mathbf{s}}_1(\mathcal{D}) - \bar{\mathbf{s}}_1(\tilde{\mathcal{D}})|_2 = \max_{n,n'} |\bar{\mathbf{s}}_1(\mathcal{D}_n) - \bar{\mathbf{s}}_1(\tilde{\mathcal{D}}_{n'})|_2, \\ &\leq \max_{\mathbf{x}_n, \mathbf{x}_{n'}, y_n, y_{n'}} \frac{1}{N} |(y_n - \frac{1}{2})\mathbf{x}_n - (y_{n'} - \frac{1}{2})\mathbf{x}_{n'}|_2 \leq \max_{\mathbf{x}_n, y_n} \frac{2}{N} |(y_n - \frac{1}{2})| |\mathbf{x}_n|_2 \leq \frac{1}{N}, \end{aligned} \quad (42)$$

assuming that the dataset is preprocessed such that any input has a maximum L2-norm of 1.

For perturbing  $\bar{\mathbf{s}}_2$ , we follow the Analyze Gauss (AG) algorithm (Dwork et al., 2014), which provides  $(\epsilon_i, \delta_i)$ -DP. We first draw Gaussian random variables

$$\mathbf{z} \sim \mathcal{N}(0, \beta I_{d(d+1)/2}), \quad (43)$$

where  $\beta = 2 \log(1.25/\delta_i)(\Delta\bar{\mathbf{s}}_2)^2/(\epsilon_i)^2$ . Using  $\mathbf{z}$ , we construct a upper triangular matrix (including diagonal), then copy the upper part to the lower part so that the resulting matrix  $Z$  becomes symmetric. Then, we add this noisy matrix to the covariance matrix

$$\tilde{\bar{\mathbf{s}}}_2 = \bar{\mathbf{s}}_2 + Z. \quad (44)$$

The perturbed covariance might not be positive definite. In such case, we project the negative eigenvalues to some value near zero to maintain positive definiteness of the covariance matrix. The sensitivity of  $\bar{\mathbf{s}}_2$  in Frobenius norm is given by

$$\Delta \bar{\mathbf{s}}_2 = \max_{\mathbf{x}_n, \mathbf{x}_{n'}} \frac{1}{N} |\text{vec}(\langle \xi_n \rangle_{q(\xi_n)} \mathbf{x}_n \mathbf{x}_n^\top) - \text{vec}(\langle \xi_{n'} \rangle_{q(\xi_{n'})} \mathbf{x}_{n'} \mathbf{x}_{n'}^\top)|_2, \quad (45)$$

$$= \max_{\mathbf{x}_n} \frac{2}{N} |\langle \xi_n \rangle_{q(\xi_n)} \text{vec}(\mathbf{x}_n \mathbf{x}_n^\top)|_2 \leq \frac{1}{2N}, \quad (46)$$

because the mean of a PG variable  $\langle \xi_n \rangle = \frac{1}{2\sqrt{\mathbf{x}_n^\top \langle \mathbf{m} \mathbf{m}^\top \rangle \mathbf{x}_n}} \tanh\left(\frac{\sqrt{\mathbf{x}_n^\top \langle \mathbf{m} \mathbf{m}^\top \rangle \mathbf{x}_n}}{2}\right)$ , is maximised by 0.25, when  $\sqrt{\mathbf{x}_n^\top \langle \mathbf{m} \mathbf{m}^\top \rangle \mathbf{x}_n} = 0$ , as shown in Fig. 3.

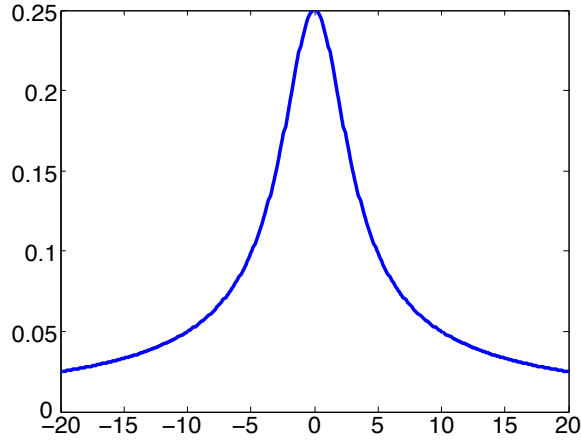


Figure 3:  $\langle \xi_i \rangle$  as a function of  $\sqrt{\mathbf{x}_i^\top \langle \mathbf{m} \mathbf{m}^\top \rangle \mathbf{x}_i}$ .

Since there are two perturbations (one for  $\bar{\mathbf{s}}_1$  and the other for  $\bar{\mathbf{s}}_2$ ) in each iteration, when we calculate the per-iteration budget using Eq. 12 and Eq. 13, we plug in  $2J$  instead of the maximum iteration number  $J$ . Our VIPS algorithm for Bayesian logistic regression is given in Algorithm 5.

---

**Algorithm 5** VIPS for Bayesian logistic regression

---

**Input:** Data  $\mathcal{D}$ . Define  $\rho_t = (\tau_0 + t)^{-\kappa}$ , mini-batch size  $S$ , and maximum iterations  $J$

**Output:** Privatised expected natural parameters  $\tilde{\mathbf{n}}$  and expected sufficient statistics  $\tilde{\mathbf{s}}$

Compute the per-iteration privacy budget  $(\epsilon_{iter}, \delta_{iter})$  using Eq. 12 and Eq. 13.

Using the sensitivity of the expected sufficient statistics given in Eq. 42 and Eq. 45,

**for**  $t = 1, \dots, J$  **do**

(1) **E-step:** Given expected natural parameters  $\bar{\mathbf{n}}$ , compute  $q(\xi_n)$  for  $n = 1, \dots, S$ .

Perturb  $\bar{\mathbf{s}} = \frac{1}{S} \sum_{n=1}^S \langle \mathbf{s}(\mathcal{D}_n, \xi_n) \rangle_{q(\xi_n)}$  by Eq. 41 and Eq. 44, and output  $\tilde{\mathbf{s}}$ .

(2) **M-step:** Given  $\tilde{\mathbf{s}}$ , compute  $q(\mathbf{m})$  by  $\tilde{\boldsymbol{\nu}}^{(t)} = \boldsymbol{\nu} + N\tilde{\mathbf{s}}$ . Set  $\tilde{\boldsymbol{\nu}}^{(t)} \leftarrow (1 - \rho_t)\tilde{\boldsymbol{\nu}}^{(t-1)} + \rho_t\tilde{\boldsymbol{\nu}}^{(t)}$ .

Using  $\tilde{\boldsymbol{\nu}}^{(t)}$ , update  $q(\alpha)$  by Eq. 38, and output  $\tilde{\mathbf{n}} = \langle \mathbf{m} \rangle_{q(\mathbf{m})}$ .

**end for**

---

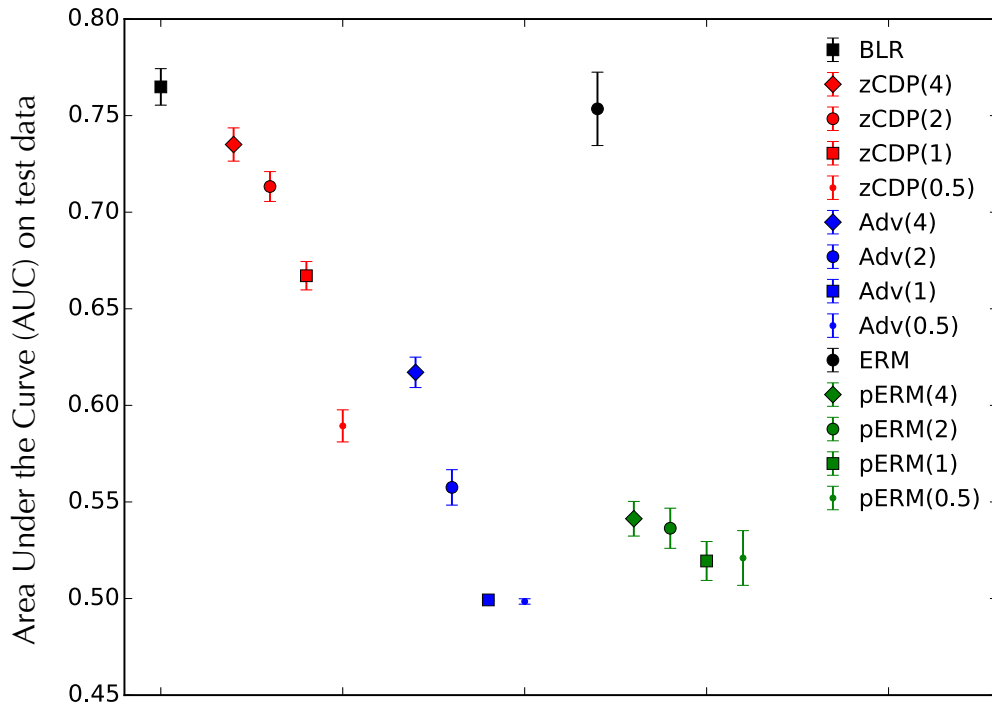


Figure 4: Stroke data. Comparison between our method and private/non-private ERM, for different  $\epsilon_{tot} \in \{0.5, 1, 2, 4\}$ . For the non-private methods, non-private BLR (black square marker) and ERM (black circle marker) achieved a similar AUC, which is higher than AUCs obtained by any other private methods. Our method (red) under BLR with zCDP composition with  $\delta = 0.0001$  achieved the highest AUCs regardless of  $\epsilon_{tot}$  among all the other private methods. The private version of ERM (objective perturbation, green) performed worse than BRL with advanced composition as well as BRL with zCDP composition. While directly comparing these to the private ERM is not totally fair since the private ERM is  $\epsilon$ -DP while others are  $(\epsilon, \delta)$ -DP, we show the difference between them in order to contrast the relative gain of our method compared to the existing method.

### 6.3 Experiments with Stroke data

We used the stroke dataset, which was first introduced by Letham et al. (2014) for predicting the occurrence of a stroke within a year after an atrial fibrillation diagnosis.<sup>5</sup> There are  $N = 12,586$  patients in this dataset, and among these patients, 1,786 (14%) had a stroke within a year of the atrial fibrillation diagnosis.

Following Letham et al. (2014), we also considered all drugs and all medical conditions of these patients as candidate predictors. A binary predictor variable is used for indicating

5. The authors extracted every patient in the MarketScan Medicaid Multi-State Database (MDCD) with a diagnosis of atrial fibrillation, one year of observation time prior to the diagnosis, and one year of observation time following the diagnosis.

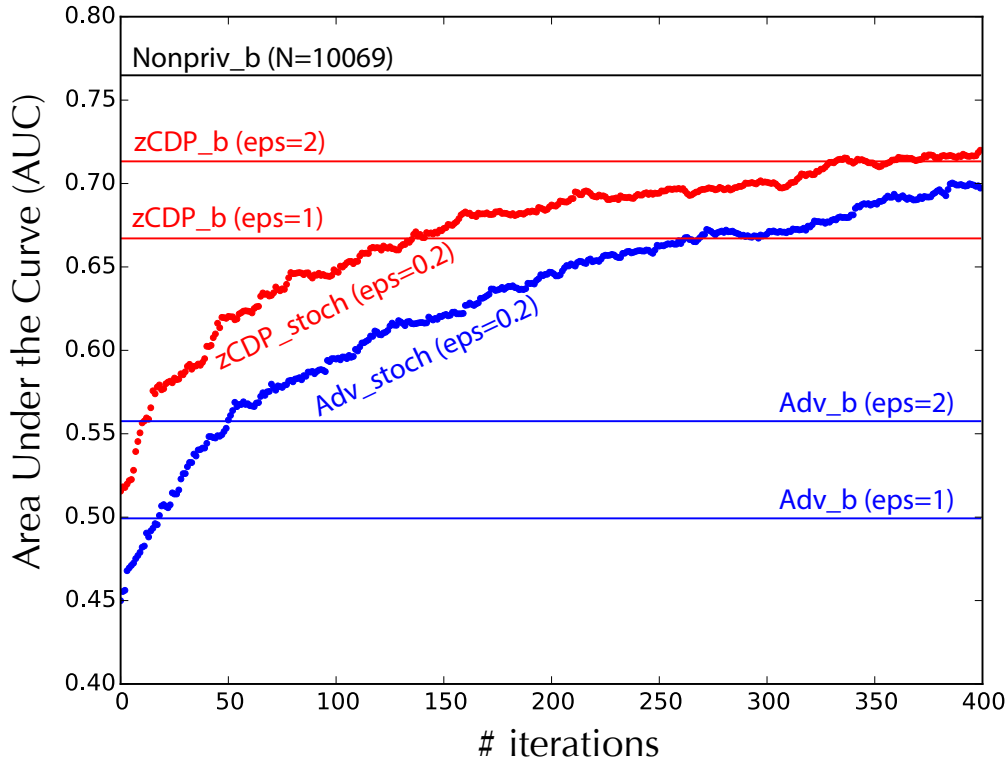


Figure 5: Stroke data. Comparison between batch and stochastic algorithms. The stochastic version given  $\epsilon_{tot} = 0.2$  achieves as similar prediction accuracy as the batch version given  $\epsilon_{tot} = 2$ , even if the stochastic version used less than half the data the batch version used. The stochastic version combined with zCDP composition (red dotted line) performs better than that with advanced composition (blue dotted line).

the presence or absence of each drug or condition in the longitudinal record prior to the atrial fibrillation diagnosis. In addition, a pair of binary variables is used for indicating age and gender. These totalled  $d = 4,146$  unique features for medications and conditions. We randomly shuffled the data to make 5 pairs of training and test sets. For each set, we used 10,069 patients’ records as training data and the rest as test data.

Using this dataset, we first ran our VIPS algorithm in batch mode, i.e., using the entire training data in each iteration, as opposed to using a small subset of data. We also ran the private and non-private empirical risk minimisation (ERM) algorithms (Chaudhuri et al., 2011), in which we performed 5-fold cross-validation to set the regularisation constant given each training/test pair. As a performance measure, we calculated the Area Under the Curve (AUC) on each test data, given the posteriors over the latent and parameters in case of BLR and the parameter estimate in case of ERM. In Fig. 4, we show the mean and 1-standard deviation of the AUCs obtained by each method.

Next, we ran our stochastic VIPS algorithm with a mini-batch size  $S = 10$ , until the algorithm sees 4000 datapoints (i.e.,  $J = 400$  iterations). In Fig. 5, we show the median of the AUCs calculated on the 5 test sets, given parameter estimates obtained by each method. Thanks to the privacy amplification effect as well as the refined composition by zCDP, the stochastic version of our method with zCDP composition given a total privacy budget  $\epsilon_{tot} = 0.2$  achieves as high prediction accuracy as the batch version of our method given a total privacy budget  $\epsilon_{tot} = 2$ , although the stochastic version used less than half (i.e.,  $N = 4000$ ) the data the batch version used (i.e.,  $N = 10,069$ ).

## 7. Discussion

We have developed a practical privacy-preserving VB algorithm which outputs accurate and privatized expected sufficient statistics and expected natural parameters. Our approach uses the zCDP composition analysis combined with the privacy amplification effect due to subsampling of data, which significantly decrease the amount of additive noise for the same expected privacy guarantee compared to the standard analysis. Our methods show how to perform variational Bayes inference in private settings, not only for the conjugate exponential family models but also for non-conjugate models with binomial likelihoods using the Polyá Gamma data augmentation. We illustrated the effectiveness of our algorithm on two real-world datasets.

The private VB algorithms for the latent Dirichlet allocation (LDA) and Bayesian logistic regression (BLR) models we discussed are just two examples of a much broader class of models to which our private VB framework applies. Our positive empirical results with VB indicate that these ideas are also likely to be beneficial for privatizing many other iterative machine learning algorithms. In future work, we plan to apply this general framework to other inference methods for larger and more complicated models such as deep neural networks. More broadly, our vision is that *practical* privacy preserving machine learning algorithms will have a transformative impact on the practice of data science in many real-world applications.

## References

- Raef Bassily, Adam D. Smith, and Abhradeep Thakurta. Private empirical risk minimization: Efficient algorithms and tight error bounds. In *55th IEEE Annual Symposium on Foundations of Computer Science, FOCS 2014, Philadelphia, PA, USA, October 18-21, 2014*, pages 464–473, 2014. doi: 10.1109/FOCS.2014.56. URL <http://dx.doi.org/10.1109/FOCS.2014.56>.
- M. J. Beal. *Variational Algorithms for Approximate Bayesian Inference*. PhD thesis, Gatsby Unit, University College London, 2003.
- David M Blei, Andrew Y Ng, and Michael I Jordan. Latent Dirichlet allocation. *Journal of machine Learning research*, 3(Jan):993–1022, 2003.
- Mark Bun and Thomas Steinke. Concentrated differential privacy: Simplifications, extensions, and lower bounds. *CoRR*, abs/1605.02065, 2016. URL <http://arxiv.org/abs/1605.02065>.
- Kamalika Chaudhuri, Claire Monteleoni, and Anand D. Sarwate. Differentially private empirical risk minimization. *J. Mach. Learn. Res.*, 12:1069–1109, July 2011. ISSN 1532-4435. URL <http://dl.acm.org/citation.cfm?id=1953048.2021036>.
- A. P. Dempster, N. M. Laird, and D. B. Rubin. Maximum likelihood from incomplete data via the EM algorithm. *Journal of the Royal Statistical Society. Series B (Methodological)*, 39(1):1–38, 1977. ISSN 00359246. URL <http://www.jstor.org/stable/2984875>.
- C. Dwork and G. N. Rothblum. Concentrated Differential Privacy. *ArXiv e-prints*, March 2016.
- Cynthia Dwork and Aaron Roth. The algorithmic foundations of differential privacy. *Found. Trends Theor. Comput. Sci.*, 9:211–407, August 2014. ISSN 1551-305X. doi: 10.1561/04000000042. URL <http://dx.doi.org/10.1561/04000000042>.
- Cynthia Dwork, Kunal Talwar, Abhradeep Thakurta, and Li Zhang. Analyze Gauss: optimal bounds for privacy-preserving principal component analysis. In *Symposium on Theory of Computing, STOC 2014, New York, NY, USA, May 31 - June 03, 2014*, pages 11–20, 2014. doi: 10.1145/2591796.2591883. URL <http://doi.acm.org/10.1145/2591796.2591883>.
- Zhe Gan, Ricardo Henao, David E. Carlson, and Lawrence Carin. Learning deep sigmoid belief networks with data augmentation. In *Proceedings of the Eighteenth International Conference on Artificial Intelligence and Statistics, AISTATS 2015, San Diego, California, USA, May 9-12, 2015*, 2015.
- Matthew D. Hoffman, David M. Blei, Chong Wang, and John Paisley. Stochastic variational inference. *J. Mach. Learn. Res.*, 14(1):1303–1347, May 2013. ISSN 1532-4435. URL <http://dl.acm.org/citation.cfm?id=2567709.2502622>.
- J Jälkö, O Dikmen, and A. Honkela. Differentially Private Variational Inference for Non-conjugate Models. *ArXiv e-prints*, 2016.
- Benjamin Letham, Cynthia Rudin, Tyler H. McCormick, and David Madigan. Interpretable classifiers using rules and Bayesian analysis: Building a better stroke prediction model. Department of Statistics Technical Report tr608, University of Washington, 2014.
- Ninghui Li, Wahbeh Qardaji, and Dong Su. On sampling, anonymization, and differential privacy or, k-anonymization meets differential privacy. In *Proceedings of the 7th ACM Symposium on Information, Computer and Communications Security, ASIACCS '12*, pages 32–33, New York, NY, USA, 2012. ACM. ISBN 978-1-4503-1648-4. doi: 10.1145/2414456.2414474. URL <http://doi.acm.org/10.1145/2414456.2414474>.

Nicholas G. Polson, James G. Scott, and Jesse Windle. Bayesian inference for logistic models using Polya-gamma latent variables. *Journal of the American Statistical Association*, 108(504):1339–1349, 2013. doi: 10.1080/01621459.2013.829001. URL <http://dx.doi.org/10.1080/01621459.2013.829001>.

Y.-X. Wang, S. E. Fienberg, and A. Smola. Privacy for Free: Posterior Sampling and Stochastic Gradient Monte Carlo. *ArXiv e-prints*, February 2015.

Xi Wu, Arun Kumar, Kamalika Chaudhuri, Somesh Jha, and Jeffrey F. Naughton. Differentially private stochastic gradient descent for in-rdbms analytics. *CoRR*, abs/1606.04722, 2016. URL <http://arxiv.org/abs/1606.04722>.