

Reconstructing Protein and Gene Phylogenies by Extending the Framework of Reconciliation

Esaie Kuitche*, Manuel Lafond[†] and Aïda Ouangraoua*

*Department of Computer Science, Université de Sherbrooke
Sherbrooke, QC, J1K2R1, Canada
(esaie.kuitche.kamela,aida.ouangraoua)@USherbrooke.ca

[†]Department of Mathematics and Statistics, University of Ottawa
Ottawa, ON, K1N6N5, Canada
mlafond2@UOttawa.ca

Abstract

The architecture of eukaryotic coding genes allows the production of several different protein isoforms by genes. Current gene phylogeny reconstruction methods make use of a single protein product per gene, ignoring information on alternative protein isoforms. These methods often lead to inaccurate gene tree reconstructions that require to be corrected before being used in phylogenetic tree reconciliation analyses or gene products phylogeny reconstructions. Here, we propose a new approach for the reconstruction of accurate gene trees and protein trees accounting for the production of alternative protein isoforms by the genes of a gene family. We extend the concept of reconciliation to protein trees, and we define a new reconciliation problem called MINDRGT that consists in finding a gene tree that minimizes a double reconciliation cost with a given protein tree and a given species tree. We define a second problem called MINDRPGT that consists in finding a protein tree and a gene tree minimizing a double reconciliation cost, given a species tree and a set of protein subtrees. We provide algorithmic exact and heuristic solutions for some versions of the problems, and we present the results of an application to the correction of gene trees from the Ensembl database. An implementation of the heuristic method is available at <https://github.com/UdeS-CoBIUS/Protein2GeneTree>.

keywords: Protein Tree, Gene Tree, Species Tree, Reconciliation

1 Introduction

Recent genome analyses have revealed the ability of eukaryotic coding genes to produce several transcripts and proteins isoforms. This mechanism plays a major role in the functional diversification of genes [8, 11]. Still, current

gene phylogeny reconstruction methods make use of a single protein product per gene that is usually the longest protein called the "reference protein", ignoring the production of alternative protein isoforms [1, 14, 15]. It has been shown that these sequence-based methods often return incorrect gene trees [5, 14]. Thus, several methods have been proposed for the correction of gene trees [12, 16]. Recently, a few models and algorithms aimed at reconstructing the evolution of full sets of gene products along gene trees were introduced [3, 17]. Some models have also been proposed to study the evolution of alternative splicing and gene exon-intron structures along gene trees [7, 8]. All these models require the input of accurate gene trees and are biased when the input gene trees contain errors.

Here, we explore a new approach in order to directly reconstruct accurate gene phylogenies and protein phylogenies while accounting for the production of alternative protein isoforms by genes. We introduce new models and algorithms for the reconstruction of gene phylogenies and full sets of proteins phylogenies using reconciliation [4]. We present a model of protein evolution along a gene tree that involves two types of evolutionary event called *protein creation* and *protein loss*, in addition to the classical evolutionary events of speciation, gene duplication and gene loss considered in gene-species tree reconciliation. We propose an extension of the framework of gene-species tree reconciliation in order to define the concept of protein-gene tree reconciliation, and we introduce new reconciliation problems aimed at reconstructing optimal gene trees and proteins trees. First, we define the problem of finding a gene tree minimizing the sum of the protein-gene and gene-species reconciliation costs, given the protein tree and the species tree. We call this problem the *Minimum Double Reconciliation Gene Tree* (MINDRGT) problem. Second, we define the problem of jointly finding a protein tree and a gene tree minimizing the sum of the protein-gene and gene-

species reconciliation costs, given the species tree and a set of subtrees of the protein tree to be found. We call this problem the *Minimum Double Reconciliation Protein and Gene Tree* (MINDRPGT) problem.

In this paper, we first formally define, in Section 3, the new protein evolutionary models and the related reconciliation problems, MINDRGT and MINDRPGT, for the reconstruction of gene phylogenies and full sets of protein phylogenies. In Section 4, we prove the NP-hardness of some versions of MINDRGT, especially the one called MINDRGT_{CD} that consists in minimizing the number of protein creation and gene duplication events. Next, in Section 5, we consider the MINDRGT problem in a special case where each gene is associated to a single protein. This restriction is relevant for the correction of gene trees output by sequence-based gene phylogeny reconstruction methods using a single protein per gene. Such methods make the unsupported assumption that each pair of leaf proteins in the protein tree is related through a least common ancestral node that corresponds to a speciation or a gene duplication event, and then, they output a gene tree equivalent to the reconstructed protein tree. In this perspective, the MINDRGT problem under the restriction that each gene is associated to a single protein, allows pairs of proteins to be related through ancestral protein creation events, and then asks to find an optimal gene tree, possibly different from the input protein tree. In other terms, the protein tree is not confused with the gene tree, but it is used, together with the species tree, to guide the reconstruction of the gene tree. We first show that, even with the restriction that each gene is associated to a single protein, for most versions the MINDRGT problem, the optimal gene tree may differ from the input protein tree. We then exhibit a heuristic algorithm for the MINDRGT problem that consists in building the optimal gene tree by applying modifications on the input protein tree guided by the species tree.

In Section 6, we consider the MINDRPGT problem aimed at jointly reconstructing both a protein phylogeny and a gene phylogeny. We consider a restriction on the input data that requires the set of input protein subtrees to be the set of all inclusion-wise maximum subtrees of the target (real) protein tree P that contain no protein creation node. Such an input can be obtained or approximated by using a soft-clustering approach in order to group proteins into clusters of orthologous proteins. Under this restriction, we present a polynomial exact algorithm for reducing MINDRPGT to a special case of MINDRGT where the input protein tree P is given with a partial labeling of its nodes. The algorithm consists in first reconstructing complete subtrees of P and then combining them into P .

In Section 7, the results of applying the heuristic algorithm for the correction of gene trees from the Ensembl database [6] show that the new framework allows to reconstruct gene trees whose double reconciliation costs are decreased, as

compared to the initial Ensembl gene trees [15].

2 Preliminaries: protein trees, gene trees and species trees

In this section, we introduce some preliminary notations: \mathcal{S} denotes a set of species, \mathcal{G} a set of genes representing a gene family, and \mathcal{P} a set of proteins produced by the genes of the gene family. The three sets are accompanied with a mapping function $s : \mathcal{G} \rightarrow \mathcal{S}$ mapping each gene to its corresponding species, and a mapping function $g : \mathcal{P} \rightarrow \mathcal{G}$ mapping each protein to its corresponding gene. In the sequel, we assume that \mathcal{S} , \mathcal{G} and \mathcal{P} satisfy $\{s(x) : x \in \mathcal{G}\} = \mathcal{S}$ and $\{g(x) : x \in \mathcal{P}\} = \mathcal{G}$, without explicitly mentioning it.

Phylogenetic trees: A tree T for a set L is a rooted binary tree whose leafset is L . The leafset of a tree T is denoted by $\mathcal{L}(T)$ and the set of node of T is denoted by $\mathcal{V}(T)$. Given a node x of T , the complete subtree of T rooted at x is denoted by $T[x]$. The *lowest common ancestor* (lca) in T of a subset L' of $\mathcal{L}(T)$, denoted by $lca_T(L')$, is the ancestor common to all nodes in L' that is the most distant from the root of T . $T|_{L'}$ denotes the tree for L' obtained from the subtree T' of T induced by the subset of leaves L' by removing all internal nodes of degree 2, except $lca_T(L')$, which is the root of T' . Given an internal node x of T , the children of x are arbitrarily denoted by x_l and x_r .

Proteins, genes, and species trees: In the sequel, \mathcal{S} denotes a species tree for the set \mathcal{S} , \mathcal{G} denotes a gene tree for the set \mathcal{G} , and \mathcal{P} denotes a protein tree for the set \mathcal{P} . The mapping function s is extended to be defined from $\mathcal{V}(\mathcal{G})$ to $\mathcal{V}(\mathcal{S})$ such that if x is an internal node of \mathcal{G} , then $s(x) = lca_{\mathcal{S}}(\{s(x') : x' \in \mathcal{L}(\mathcal{G}[x])\})$, i.e. the image of a node $x \in \mathcal{V}(\mathcal{G})$ in $\mathcal{V}(\mathcal{S})$ is the lca in the tree \mathcal{S} of all the images of the leaves of $\mathcal{G}[x]$ by s . Similarly, the mapping function g is extended to be defined from $\mathcal{V}(\mathcal{P})$ to $\mathcal{V}(\mathcal{G})$ such that if x is an internal node of \mathcal{P} , then $g(x) = lca_{\mathcal{G}}(\{g(x') : x' \in \mathcal{L}(\mathcal{P}[x])\})$.

Gene-species tree reconciliation: Each internal node of the species tree \mathcal{S} represents an ancestral species at the moment of a speciation event (*Spec*) in the evolutionary history of \mathcal{S} . The gene tree \mathcal{G} represents the evolutionary history of the genes of the gene family \mathcal{G} , and each internal node of \mathcal{G} represents an ancestral gene at the moment of a *Spec* or a gene duplication event (*Dup*).

The *LCA-reconciliation* of \mathcal{G} with \mathcal{S} is a labeling function $l_{\mathcal{G}}$ from $\mathcal{V}(\mathcal{G}) - \mathcal{L}(\mathcal{G})$ to $\{\text{Spec}, \text{Dup}\}$ such that the label of an internal node x of \mathcal{G} is $l_{\mathcal{G}}(x) = \text{Spec}$ if $s(x) \neq s(x_l)$ and $s(x) \neq s(x_r)$, and $l_{\mathcal{G}}(x) = \text{Dup}$ otherwise [4, 10]. The LCA-reconciliation induces gene loss events on edges of \mathcal{G} as follows: given an edge (x, y) of the tree \mathcal{G} such that

$y = x_l$ or $y = x_r$, a gene loss event is induced on (x, y) for each node located on the path between $s(x)$ and $s(y)$ in S (excluding $s(x)$ and $s(y)$). If $l_G(x) = \text{Dup}$ and $s(x) \neq s(y)$, an additional loss event preceding all other loss events is induced on (x, y) for $s(x)$. Figure 1 presents a gene tree G on a gene family $\mathcal{G} = \{a_2, a_3, b_0, b_1, b_2, b_3, c_1, c_2, c_3, d_3\}$ reconciled with a species tree S on a set of species $S = \{a, b, c, d\}$.

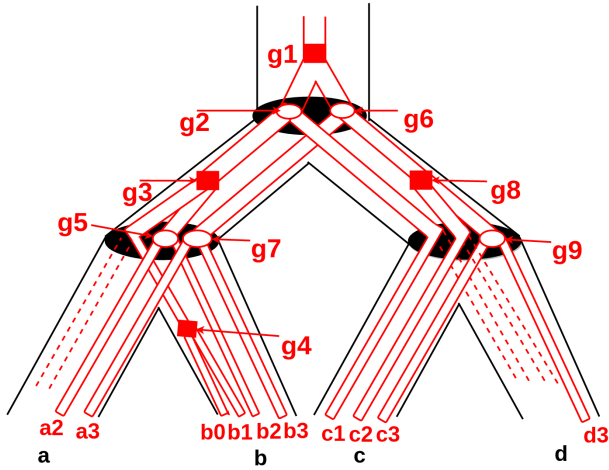


Figure 1: A gene tree G on a gene family $\mathcal{G} = \{a_2, a_3, b_0, b_1, b_2, b_3, c_1, c_2, c_3, d_3\}$ such that $s(x_i) = x$ for any gene $x_i \in \mathcal{G}$ and species $x \in S = \{a, b, c, d\}$. The species tree S is $((a, b), (c, d))$. G is reconciled with S : a speciation node x of G is located inside the node $l_G(x)$ of S , and a duplication node x is located on the edge $(p, l_G(x))$ of S such that p is the parent of $l_G(x)$ in S . The gene tree G contains 9 ancestral nodes: g_1, g_3, g_4, g_8 are duplications represented as squared nodes and g_2, g_5, g_6, g_7, g_9 are speciations represented as circular nodes. G contains 3 loss events whose locations are indicated with dashed edges. The same labeled gene tree G is represented in Figure 3 (Top), not embedded in S .

The LCA-reconciliation l_G induces the definition of three possible costs of reconciliation $C_{G \rightarrow S}$ between G and S . The *duplication cost* denoted by $D(G, S)$ is the number of nodes x of G such that $l_G(x) = \text{Dup}$. The *loss cost* denoted by $L(G, S)$ is the overall number of loss events induced by l_G on edges of G . The *mutation cost* denoted by $M(G, S)$ is the sum of the duplication cost and the loss cost induced by l_G . In the example depicted in Figure 1, the duplication cost is 4, while the loss cost is 3, and the mutation cost is 7.

Homology relations between genes: Two genes x and y of the set \mathcal{G} are called *orthologs* if $l_G(\text{lca}_G(\{x, y\})) = \text{Spec}$, and *paralogs* otherwise.

3 Model of protein evolution along a gene tree and problem statements

In this section, we first formally describe the new model of protein evolution along a gene tree. Next, we describe an extension of the framework of phylogenetic tree reconciliation that makes use of the new model, and we state new optimization problems related to the extended framework.

Protein evolutionary model: The protein evolutionary model that we propose is based on the idea that the set of all proteins \mathcal{P} produced by a gene family \mathcal{G} have derived from a set \mathcal{A}_P of common ancestral proteins that were produced by the ancestral gene located at the root of the gene tree G . This ancestral set of proteins evolved along the gene tree through different types of evolutionary and modification events including the classical events of speciation, gene duplication and gene loss. In the sequel, we consider that the ancestral set of proteins \mathcal{A}_P is composed of a single ancestral protein that is the root of a tree for the set of proteins \mathcal{P} , but all definitions can be directly extended to protein forests, i.e sets of independent proteins trees rooted at multiple ancestral proteins.

A *protein tree* P is a tree for the set of proteins \mathcal{P} representing the phylogeny of the proteins in \mathcal{P} . Each internal node of P represents an ancestral protein at the moment of a Spec, Dup, or a *protein creation event* (*Creat*). A protein creation event represents the appearance of a new protein isoform at a moment of the evolution of a gene family on an edge of the gene tree G . This evolutionary model is supported by recent studies on the evolution of gene alternative splicing patterns and inter-species comparison of gene exon-intron structures [7, 8]. In particular, these studies have highlighted that alternative splicing patterns may be gene-specific or shared by groups of homologous genes [2, 13]. A protein creation event thus leads to the observation of conserved protein isoforms called *orthologous splicing isoforms* [17] in a group of homologous extant genes descending from the ancestral gene that underwent the protein creation event. Based on these observations, the present model of protein evolution allows to describe the evolution of the full set of proteins produced by a gene family along the gene tree of the family. Figure 2 presents an example of labeled protein tree for a set of proteins $\mathcal{P} = \{a_{21}, a_{31}, b_{01}, b_{02}, b_{11}, b_{21}, b_{31}, c_{11}, c_{12}, c_{21}, c_{31}, d_{31}\}$.

Protein-gene tree reconciliation: We naturally extend the concept of reconciliation to protein trees as follows. The *LCA-reconciliation* of P with G is a labeling function l_P from $\mathcal{V}(P) - \mathcal{L}(P)$ to $\{\text{Spec}, \text{Dup}, \text{Creat}\}$ that labels an internal node x of P as $l_P(x) = \text{Spec}$ if $g(x) \neq g(x_l)$ and $g(x) \neq g(x_r)$ and $l_G(g(x)) = \text{Spec}$, else $l_P(x) = \text{Dup}$ if $g(x) \neq g(x_l)$ and $g(x) \neq g(x_r)$ and $l_G(g(x)) = \text{Dup}$, and

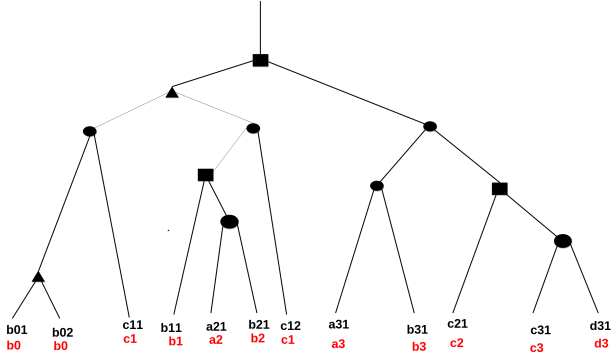


Figure 2: A protein tree P on the set of proteins $\mathcal{P} = \{a21, a31, b01, b02, b11, b21, b31, c11, c12, c21, c31, d31\}$. The nodes of the tree are labeled as speciation (circular nodes), gene duplication (squared nodes), of protein creation events (triangular nodes). For each protein leaf x_{ij} of P , the corresponding gene $x_i = g(x_{ij})$ is indicated below the protein. The LCA-reconciliation that resulted in the labeling of the nodes of P is illustrated in Figure 3.

$l_G(x) = Creat$ otherwise. Note that, if x is such that $\{g(y) | y \in \mathcal{L}(P[x_l])\} \cap \{g(y) | y \in \mathcal{L}(P[x_r])\} \neq \emptyset$, then $l_P(x) = Creat$, and x is called an *apparent creation node*.

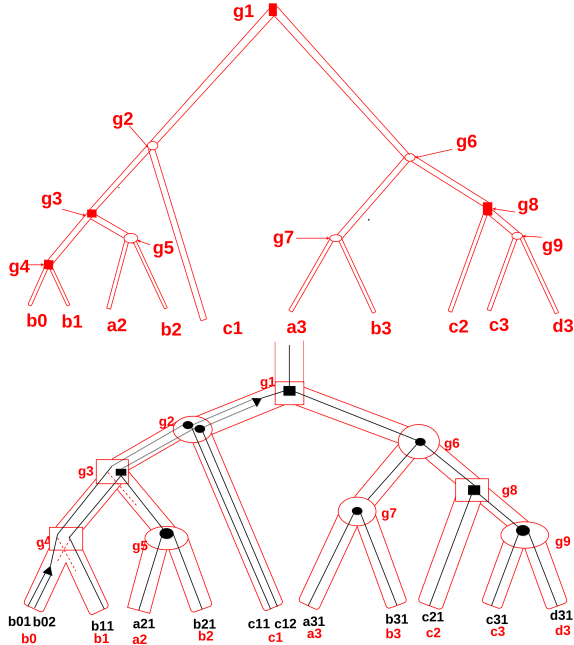


Figure 3: Top. The labeled gene tree G of Figure 1. Bottom. The protein tree P of Figure 2 reconciled with G . For each internal node x of P , the corresponding image $g(x)$ in G is indicated. The protein tree P contains 2 protein creation nodes (triangular nodes), 3 gene duplication nodes (squared nodes), 6 speciation nodes (circular nodes), and 3 protein loss events indicated as dashed lines.

Similarly to the LCA-reconciliation l_G , the LCA-reconciliation l_P induces protein loss events on edges of P as follows: given an edge (x, y) of P such that $y = x_l$ or $y = x_r$, a protein loss event is induced on (x, y) for each node located on the path between $g(x)$ and $g(y)$ in G . If $l_P(x) = Creat$ and $g(x) \neq g(y)$, an additional protein loss event preceding all other protein loss events is induced on (x, y) for $g(x)$. A protein loss event corresponds to the loss of the ability to produce a protein isoform for an ancestral gene at a moment of the evolution of the gene family.

We define the following three costs of reconciliation $C_{P \rightarrow G}$ induced by the LCA-reconciliation l_P of P with G . The *creation cost* denoted by $C(P, G)$ is the number of nodes x of P such that $l_P(x) = Creat$. The *loss cost* denoted by $L(P, G)$ is the overall number of loss events induced by l_P on edges of P . The *mutation cost* denoted by $M(P, G)$ is the sum of the creation cost and the loss cost induced by l_P . In the example depicted in Figure 3, the creation cost is 2, while the loss cost is 3, and the mutation cost is 5.

Homology relations between proteins: Based on the LCA-reconciliation of P with G , we can define the following homology relations between proteins of the set \mathcal{P} . Two proteins x and y of \mathcal{P} are called *orthologs* if $l_P(lcap(\{x, y\})) \neq Creat$, and in this case, we distinguish two types of orthology relationship: x and y are *ortho-orthologs* if $l_P(lcap(\{x, y\})) = Spec$, and *para-orthologs* otherwise. Note that if x and y are ortho-orthologs (resp. para-orthologs), the genes $g(x)$ and $g(y)$ are orthologs (resp. paralogs). Finally, x and y are *paralogs* if $l_P(lcap(\{x, y\})) = Creat$. Given a subset L' of $\mathcal{L}(P)$ such that any pair of proteins $(x, y) \in L'^2$ are orthologs, the tree $P|_{L'}$ induced by L' is called a *creation-free subtree* of P .

Problem statements: Given a protein tree P , a gene tree G and a species tree S , the *double reconciliation cost* of G with P and S is the sum of a cost $C_{P \rightarrow G}$ of reconciliation of P with G and a cost $C_{G \rightarrow S}$ of reconciliation of G with S .

Depending on the costs of reconciliation $C_{P \rightarrow G}$ considered for P with G , and $C_{G \rightarrow S}$ considered for G with S , nine types of double reconciliation cost can be defined. They are denoted by $XY(P, G, S)$ where X is either C for $C(P, G)$ or L for $L(P, G)$ or M for $M(P, G)$, and Y is either D for $D(G, S)$ or L for $L(G, S)$ or M for $M(G, S)$. For example, $CD(P, G, S)$ considers the creation cost for $C_{P \rightarrow G}$ and the duplication cost for $C_{G \rightarrow S}$.

The definition of the double reconciliation cost naturally leads to the definition of our first reconciliation problem that consists in finding an optimal gene tree G , given a protein tree P and a species tree S .

MINIMUM DOUBLE RECONCILIATION GENE TREE PROBLEM ($MINDRGT_{XY}$):

Input: A species tree S for \mathcal{S} ; a protein tree P for \mathcal{P} ; a gene family \mathcal{G} .

Output: A gene tree G for \mathcal{G} that minimizes the double reconciliation cost $XY(P, G, S)$.

The problem MINDRGT assumes that the protein tree P is known, but in practice, phylogenetic trees on full set of proteins are not available and the application of sequence-based phylogenetic reconstruction methods for constructing protein trees with more than one protein for some genes is likely to lead to incorrect trees as for the reconstruction of single-protein-per-gene trees [5, 14]. However, proteins subtrees of P can be obtained by building phylogenetic trees for sets of orthologous protein isoforms [17]. Such subtrees can then be combined in order to obtain the full protein tree P . One way to combine the orthologous protein subtrees consists in following an approach, successfully used in [9] for combining a set of gene subtrees into a gene tree. It consists in jointly reconstructing the combined protein tree P and the gene tree G while seeking to minimize the double reconciliation cost of G with P and S . We then define a second problem that consists in finding an optimal pair of protein tree P and gene tree G , given a species tree S and a set of known subtrees $P_{i, 1 \leq i \leq k}$ of P .

MINIMUM DOUBLE RECONCILIATION PROTEIN AND GENE TREE PROBLEM (MINDRPGT_{XY}):

Input: A species tree S for \mathcal{S} ; a set of proteins \mathcal{P} , a set of subsets $\mathcal{P}_{i, 1 \leq i \leq k}$ of \mathcal{P} such that $\bigcup_{i=1}^k \mathcal{P}_i = \mathcal{P}$, and a set of protein trees $P_{i, 1 \leq i \leq k}$ such that for each $i, 1 \leq i \leq k$, P_i is a tree for \mathcal{P}_i and a subtree of the target (real) protein tree.

Output: A protein tree P for \mathcal{P} such that $\forall i, P|_{\mathcal{P}_i} = P_i$ and a gene tree G for $\mathcal{G} = \{g(x) : x \in \mathcal{P}\}$ that minimize the double reconciliation cost $XY(P, G, S)$.

4 NP-hardness of MINDRGT

In this section, we prove the NP-hardness of MINDRGT_{XY} for $X = C$ and $Y \in \{D, L, M\}$.

Proposition 1 *Given a protein tree P on \mathcal{P} and a gene tree G on \mathcal{G} with a protein-species mapping g , let G' be a gene tree on $\mathcal{G}' = \mathcal{P}$, and S' a species tree on $\mathcal{S}' = \mathcal{G}$ with a gene-species mapping $s = g$. The reconciliation costs from P to G , and from G' to S' satisfy the following: (1) $C(P, G) = D(G', S')$; (2) $L(P, G) = L(G', S')$; (3) $M(P, G) = M(G', S')$.*

From Proposition 1, all algorithmic results for the reconciliation problems between gene and species trees can be directly transferred to the equivalent reconciliation problems between protein and gene trees. In particular, in [10], it is shown that, given a gene tree G , finding a species tree S minimizing $D(G, S)$ is NP-hard. To our knowledge the complexity for the same problem with the $L(G, S)$ or

$M(G, S)$ costs are still open, though we believe it is also NP-hard since they do not seem easier to handle than the duplication cost. Theorem 1 uses these results to imply the NP-hardness of some versions of MINDRGT.

Theorem 1 *Suppose that the problem of finding a species tree S minimizing the cost $Y'(G, S)$ with a given gene tree G is NP-hard for $Y' \in \{D, L, M\}$. Let $X = C$ if $Y' = D$, and $X = Y'$ if $Y' \in \{L, M\}$.*

Then for any reconciliation cost function $Y \in \{D, L, M\}$ and a given protein tree P and species tree S , the problem of finding a gene tree G minimizing the double-reconciliation cost $XY(P, G, S)$ is NP-hard, even if $|\mathcal{G}| = |\mathcal{S}|$ (Proof given in Appendix).

Corollary 1 *The MINDRGT_{XY} problem is NP-hard for $X = C$ and $Y \in \{D, L, M\}$.*

5 MINDRGT for the case $\mathcal{P} \Leftrightarrow \mathcal{G}$

In Section 4, we have proved the NP-hardness of several versions of the MINDRGT problem. In this section, we consider the problem in a special case where $\mathcal{P} \Leftrightarrow \mathcal{G}$, i.e. each gene is the image of a single protein by the mapping function g . In the remaining of the section, we assume that $\mathcal{P} \Leftrightarrow \mathcal{G}$ without explicitly mentioning it. We first study the subcase where $\mathcal{P} \Leftrightarrow \mathcal{G} \Leftrightarrow \mathcal{S}$, i.e. each species contains a single gene of the family. Next, we study the case where $\mathcal{P} \Leftrightarrow \mathcal{G}$ and develop a heuristic method for it. In the sequel, given a protein tree P on \mathcal{P} , $g(P)$ denotes the gene tree for \mathcal{G} obtained from P by replacing each leaf protein $x \in \mathcal{P}$ by the gene $g(x)$ (see Figure 4 for example). Notice that for any cost function X , $X(P, g(P)) = 0$.

5.1 Case where $\mathcal{P} \Leftrightarrow \mathcal{G} \Leftrightarrow \mathcal{S}$.

In this section, we consider the additional restriction that $\mathcal{G} \Leftrightarrow \mathcal{S}$. For a gene tree G on \mathcal{G} , $s(G)$ denotes the species tree for \mathcal{S} obtained from G by replacing each leaf gene $x \in \mathcal{G}$ by the species $s(x)$.

One question of interest is whether $g(P)$ is always a solution for MINDRGT_{XY}. In other words, is it the case that for any gene tree G' , $Y(g(P), S) \leq X(P, G') + Y(G', S)$? When $X = C$ and $Y = D$, this is true if and only if the duplication cost satisfies the triangle inequality. In [10], the authors believed that the duplication cost did have this property, but as we show in Figure 4, this is not always the case. In fact, $g(P)$ cannot be assumed to be optimal also for the case $X = Y \in \{L, M\}$. Thus we get the following remark.

Remark 1 *Figure 4 illustrates that under the restriction that $\mathcal{P} \Leftrightarrow \mathcal{G} \Leftrightarrow \mathcal{S}$, in particular the duplication cost, lost cost and the mutation cost do not satisfy the triangle inequality, i.e., there may exists a gene tree*

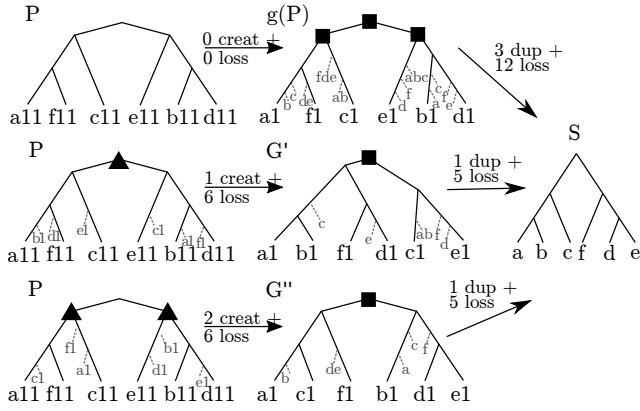


Figure 4: Example of protein tree P on $\mathcal{P} = \{a_{11}, b_{11}, c_{11}, d_{11}, e_{11}, f_{11}\}$, species tree S on $\mathcal{S} = \{a, b, c, d, e, f\}$ and gene family $\mathcal{G} = \{a_1, b_1, c_1, d_1, e_1, f_1\}$, with $g(x_{ij}) = x_i$ and $s(x_i) = x$ for any protein $x_{ij} \in \mathcal{P}$, gene $x_i \in \mathcal{G}$ and species $x \in \mathcal{S}$. The gene tree G' on \mathcal{G} induces a cost that is strictly lower than the cost induced by the gene tree $g(P)$, for the following double reconciliation costs : CD, CL, CM, LL, LM, MM. The gene tree G'' is the tree that Algorithm 1 would output.

G' on \mathcal{G} such that $D(g(P), S) > C(P, G') + D(G', S)$, $L(g(P), S) > L(g(P), s(G')) + L(G', S)$ and $M(g(P), S) > M(g(P), s(G')) + M(G', S)$. Moreover, the gene tree $g(P)$ is not a solution for any of MINDRGT_{CD} , MINDRGT_{LL} , MINDRGT_{CL} , MINDRGT_{CM} , MINDRGT_{LM} , and MINDRGT_{MM} .

5.2 Case where $\mathcal{P} \Leftrightarrow \mathcal{G}$.

In the following, we present a heuristic method for the MINDRGT_{XY} problem, under the restriction that $|\mathcal{P}| = |\mathcal{G}|$. The intuition behind the algorithm is based on the idea that we seek for a gene tree G_{opt} on \mathcal{G} that decreases the reconciliation cost with S , while slightly increasing the reconciliation cost with P , in order to globally decrease the double reconciliation cost with P and S . Let $G = g(P)$. The method consists in building G_{opt} from G by slightly modifying subtrees of G that are incongruent with S , in order to decrease the reconciliation cost with S . The heuristic method makes the following choices:

- C1) the subtrees of G incongruent with S are those rooted at duplication nodes x with $l_G(x) \neq l_G(x_l)$ or $l_G(x) \neq l_G(x_r)$.
- C2) If $l_G(x) = \text{Dup}$ and $l_G(x) \neq l_G(x_l)$ w.l.o.g, we denote by $\text{Mix}(G[x])$ the set of trees G' on $\mathcal{L}(G[x])$ that can be obtained by grafting $G[x_l]$ onto an edge of $G[x_r]$ on which $s(x_l)$ is lost. Then, the slight modification applied on $G[x]$ consists in replacing $G[x]$ by a tree $G' \in \text{Mix}(G[x])$ that decreases the double reconciliation cost with P and S by at least 1.

Algorithm 1: Heuristic for MINDRGT_{XY}

Input : Tree P on \mathcal{P} , Tree S on \mathcal{S} , gene set \mathcal{G} , mappings g, s .
Output : Tree G_{opt} on \mathcal{G} such that $G_{opt} = g(P)$ or

$$XY(P, G_{opt}, S) < XY(P, g(P), S)$$

- 1) $G \leftarrow g(P)$
- 2) Compute l_G and let $\mathcal{D} = \{x \in \mathcal{V}(G) \mid l_G(x) = \text{Dup and } l_G(x) \neq l_G(x_l) \text{ or } l_G(x) \neq l_G(x_r)\}$
- 3) For any node $x \in \mathcal{D}$:
 - a) $u \leftarrow$ the single node u of P s.t. $g(u) = x$;
 - b) $v \leftarrow$ the single node v of S s.t. $v = s(x)$;
 - c) $G_{opt}[x] \leftarrow \arg\max_{G' \in \text{Mix}(G[x])} XY(P[u], G', S[v])$
 - d) $\delta(x) \leftarrow Y(G[x], S[v]) - XY(P[u], G_{opt}[x], S[v])$
- 4) Find a subset \mathcal{D}' of \mathcal{D} s.t. $\forall x \in \mathcal{D}', \delta(x) > 0$, and $\forall (x, y) \in \mathcal{D}'^2, lca(x, y) \neq x$ and $lca(x, y) \neq y$, and $\sum_{x \in \mathcal{D}'} \delta(x)$ is maximized.
- 5) Build G_{opt} from G by replacing any subtree $G[x], x \in \mathcal{D}'$ by $G_{opt}[x]$.

Complexity: For Step 4 of Algorithm 1, we use a linear-time heuristic greedy algorithm. The time complexity of Algorithm 1 is in $O(n^2)$ where $n = |\mathcal{G}|$, since $|\mathcal{V}(G)| = O(n)$, $|\mathcal{D}| = O(n)$ and $|\text{Mix}(G[x])| = O(n)$ for any $x \in \mathcal{D}$, and Steps 4 and 5 are realized in linear-time.

For example, the application of Algorithm 1 on the example of protein tree P and species tree S depicted in Figure 4 would allow to reconstruct the gene tree G'' obtained by moving the subtree of $g(P)$ containing gene c_1 onto the branch leading to gene a_1 , and moving the subtree containing gene e_1 onto the branch leading to gene d_1 . However, the resulting gene tree G'' is not as optimal as the gene tree G' . Algorithm 1 can be extended in order to allow computing the more optimal gene tree G' by modifying the choices C1 and C2 made by the algorithm: for example, in Step 2 set $\mathcal{D} = \{x \in \mathcal{V}(G) \mid l_G(x) = \text{Dup}\}$, and in Step 3.c consider $\text{Mix}(G[x]) = \{G' \mid G'_{|\mathcal{L}(G[x_l])} = G[x_l] \text{ and } G'_{|\mathcal{L}(G[x_r])} = G[x_r]\}$. The resulting algorithm would be an exponential time algorithm because of the exponential size of the sets $\text{Mix}(G[x])$.

6 MINDRPGT for maximum creation-free protein subtrees

In this section, we consider the MINDRPGT problem in a special case where the input subtrees $P_{i, 1 \leq i \leq k}$ are all the inclusion-wise maximum creation-free protein subtrees of the real protein tree, and we develop an exact algorithm for solving the problem.

For example, the inclusion-wise maximum creation-free protein subtrees of the labeled protein tree P depicted in Figure 2 are the subtrees P_1, P_2, P_3 of P induced by the subsets of proteins $\mathcal{P}_1 = \{b_{01}, c_{11}, a_{31}, b_{31}, c_{21}, c_{31}, d_{31}\}$, $\mathcal{P}_2 = \{b_{02}, c_{11}, a_{31}, b_{31}, c_{21}, c_{31}, d_{31}\}$, and $\mathcal{P}_3 = \{b_{11}, a_{21}, b_{21}, c_{12}, a_{31}, b_{31}, c_{21}, c_{31}, d_{31}\}$.

Let P be a protein tree for \mathcal{P} with a LCA-reconciliation l_P , and $\mathbb{P} = \{P_1, P_2, \dots, P_k\}$ the set of all the inclusion-wise maximum creation-free protein subtrees of P . We define

the function $span$ from the set of protein \mathcal{P} to the set $2^{\mathbb{P}}$ of subsets of \mathbb{P} such that, for any $x \in \mathcal{P}$, $span(x)$ is the subset of \mathbb{P} such that x is a leaf of any tree in $span(x)$, and x is not a leaf of any tree in $\mathbb{P} - span(x)$. For example, for Figure 2, $span(b_{01}) = \{P_1\}$, $span(c_{11}) = \{P_1, P_2\}$, $span(b_{11}) = \{P_3\}$, $span(a_{31}) = \{P_1, P_2, P_3\}$.

We define the *span partition* of \mathcal{P} according to \mathbb{P} as the partition $\mathbb{P}_{span} = \{S_1, S_2, \dots, S_m\}$ of \mathcal{P} such that for any set $S_u \in \mathbb{P}_{span}$, for any pair of proteins x, y in S_u , $span(x) = span(y)$. Note that \mathbb{P}_{span} is unique. The function $span$ is extended to be defined from $\mathcal{P} \cup \mathbb{P}_{span}$ to $2^{\mathbb{P}}$ such that for $S_u \in \mathbb{P}_{span}$, $span(S_u) = span(x)$ for any $x \in S_u$.

For example, for Figure 2, $\mathbb{P}_{span} = \{S_1 = \{b_{01}\}, S_2 = \{b_{02}\}, S_3 = \{b_{11}, a_{21}, b_{21}, c_{12}\}, S_4 = \{c_{11}\}, S_5 = \{a_{31}, b_{31}, c_{21}, c_{31}, d_{31}\}\}$: $span(S_1) = \{P_1\}$, $span(S_2) = \{P_2\}$, $span(S_3) = \{P_3\}$, $span(S_4) = \{P_1, P_2\}$ and $span(S_5) = \{P_1, P_2, P_3\}$.

Lemma 1 *Let \mathbb{P} be the set all inclusion-wise maximum creation-free protein subtrees of a labeled protein tree P . Let \mathbb{P}_{span} be the span partition of \mathcal{P} according to \mathbb{P} .*

If P contains at least one protein creation node, then there exist at least a pair of distinct sets S_u, S_v in \mathbb{P}_{span} such that the subtrees of P induced by S_u and S_v , $P_{|S_u}$ and $P_{|S_v}$, are complete subtrees of P , and the subtree of P induced by $S_u \cup S_v$ is also a complete subtree of P . In this case:

- (1) $l_P(lcap(S_u \cup S_v)) = Creat$;
- (2) For any $t \in \{u, v\}$ and any $P_i \in span(S_t)$, $P_{|S_t} = P_{|S_t}$;
- (3) $span(S_u) \cap span(S_v) = \emptyset$;
- (4) the following two sets of subtrees are equal:
 $\{P_{i|L(P_i)-S_u} \mid P_i \in span(S_u)\} = \{P_{i|L(P_i)-S_v} \mid P_i \in span(S_v)\}$.

Proof. There must exist a node w in P such that $l_P(w) = Creat$ and no node $x \neq w$ in $P[w]$ satisfies $l_P(x) = Creat$. Then, $S_u = L(P[w_l])$ and $S_v = L(P[w_r])$. ■

For any set $S_t \in \mathbb{P}_{span}$, $tree(S_t)$ denotes the (possibly partial) subtree of P such that, for any $P_i \in span(S_t)$, $tree(S_t) = P_{i|S_t}$.

Algorithm 2: for reconstructing P from the set \mathbb{P}

Input : Set \mathbb{P} of all inclusion-wise maximum creation-free protein subtrees of a labeled protein tree P on \mathcal{P} .

Output : Protein tree P .

- 1) Compute the span partition, $Q \leftarrow \mathbb{P}_{span} = \{S_1, \dots, S_m\}$;
- 2) Set $\{tree(S_u) \mid S_u \in \mathbb{P}_{span}\}$ as subtrees of P ;
- 3) While $|Q| > 1$:
 - a) If there exist two distinct sets S_u, S_v in Q such that $span(S_u) \cap span(S_v) = \emptyset$ and $\{P_{i|L(P_i)-S_u} \mid P_i \in span(S_u)\} = \{P_{i|L(P_i)-S_v} \mid P_i \in span(S_v)\}$, then:
 - i) Add a node w in P such that $tree(S_u), tree(S_v)$ become the left and right subtrees of w , resulting in a subtree P' ;
 - ii) Set $l_P(w) \leftarrow Creat$ and for any $S_t \in Q$, $span(S_t) \leftarrow span(S_t) - span(S_v)$;
 - b) Otherwise,

i) Find two distinct sets S_u, S_v in Q such that $P_{|S_u}$ was built at a previous iteration of Step 3;

ii) Graft $P_{|S_u}$ onto $P_{|S_v}$ as the sibling of the node of $P_{|S_v}$ such that the resulting tree P' on $S_u \cup S_v$ is compatible with all subtrees $P_i \in span(S_v)$, i.e. $P'_{|S_t} = P_{i|S_t}$ with $S_t = (S_u \cup S_v) \cap L(P_i)$;

c) Set $S_w \leftarrow S_u \cup S_v$ and $Q \leftarrow Q - \{S_u, S_v\} \cup \{S_w\}$ with $span(S_w) \leftarrow span(S_u)$;

Theorem 2 *Given the set \mathbb{P} of all inclusion-wise maximum creation-free protein subtrees of a labeled protein tree P on \mathcal{P} , Algorithm 2 reconstruct P and its time complexity is in $O(n^3)$ (Proof given in Appendix).*

Applying Algorithm 2 on an instance of MINDRPGT such that the input subtrees $P_{i, 1 \leq i \leq k}$ are all the inclusion-wise maximum creation-free protein subtrees of the real protein tree P , allows to reconstruct P with a partial labeling l_P indicating all protein creation nodes. Then, MINDRPGT is reduced to MINDRGT in the special case where a partial labeling of the input protein tree is given.

7 Application

We applied Algorithm 1 for the reconstruction of gene trees using protein trees and gene families of the Ensembl database release 87 [6]. Some of the trees were left unchanged by the algorithm. We call an Ensembl gene tree G ‘modified’ if Algorithm 1, when given G , outputs a different tree. Otherwise we say G is ‘unmodified’. The results are summarized in Table 1. They show that initial gene trees, and particularly large size trees, are predominantly suboptimal in terms of double reconciliation cost. Moreover, modified and unmodified trees have comparable numbers of duplications, but modified trees have significantly higher number of losses, suggesting that gene trees with many losses are susceptible to correction.

Table 1: Results of Algorithm 1 on 10861 Ensembl gene trees. Samples: (A) $1 \leq n \leq 9$ (7500 trees), (B) $10 \leq n \leq 99$ (2688 trees), (C) $100 \leq n \leq 199$ (673 trees), where n is the number of leaves in a tree with the number of trees in each sample in parenthesis (1) Number and percentage of modified trees, (2) Average number of duplications / losses in unmodified trees, (3) Average number of duplications / losses in modified trees (before modification), (4) Average value / percentage of double reconciliation cost reduction on modified trees (5) Average running time in ms.

	(1)	(2)	(3)	(4)	(5)
(A)	111 / 1.48%	0.9/ 7.8	1.65/ 39.36	9.40/ 18.67%	0.77
(B)	1637/ 60.90%	11.15/ 40.67	11.43/ 115.82	7.59/ 6.01%	218.99
(C)	651/ 96.73%	41.09/ 167.40	31.08/ 307.29	15.84/ 4.35%	4724.70

8 Conclusion

In this work, we have argued the importance of distinguishing gene trees from protein trees, and introduced the notion of protein trees into the framework of reconciliation. We have shown that, just as gene trees are thought of as evolving “inside” a species tree, protein trees evolve “inside” a gene tree, leading to two layers of reconciliation. We also provided evidence that, even if each gene in a given family encodes a single protein, the gene phylogeny does not have to be the same as the protein phylogeny, and may rather behave like a “median” between the protein tree and the species tree in terms of mutation cost. It remains to evaluate the ability of the developed methods to infer more accurate gene trees on real datasets.

On the algorithmic side, many questions related to the double-reconciliation cost deserve further investigation. For instance, what is the complexity of finding an optimal gene tree in the case that $\mathcal{P} \Leftrightarrow \mathcal{G} \Leftrightarrow \mathcal{S}$? Also, given that the general MINDRGT problem is NP-hard, can the optimal gene tree G be approximated within some constant factor? Or is the problem fixed-parameter tractable with respect to some interesting parameter, e.g. the number of apparent creations in the protein tree, or the maximum number of proteins per gene? As for the MINDRPGT problem, it remains to explore how the partially labeled protein trees can be used to infer the gene tree. Moreover, we have studied an ideal case where all maximum creation-free protein subtrees could be inferred perfectly. Future work should consider relaxing this assumption by allowing the input subtrees to have missing or superfluous leaves, or to contain errors.

References

- [1] Örjan Åkerborg, Bengt Sennblad, Lars Arvestad, and Jens Lagergren. Simultaneous bayesian gene tree reconstruction and reconciliation analysis. *Proceedings of the National Academy of Sciences*, 106(14):5714–5719, 2009.
- [2] Nuno L Barbosa-Morais, Manuel Irimia, Qun Pan, Hui Y Xiong, Serge Gueroussov, Leo J Lee, Valentina Slobodeniuc, Claudia Kutter, Stephen Watt, Recep Çolak, et al. The evolutionary landscape of alternative splicing in vertebrate species. *Science*, 338(6114):1587–1593, 2012.
- [3] Yann Christinat and Bernard ME Moret. Inferring transcript phylogenies. *BMC bioinformatics*, 13(9):1, 2012.
- [4] Oliver Eulenstein, Snehalata Huzurbazar, and David A Liberles. Reconciling phylogenetic trees. *Evolution after gene duplication*, pages 185–206, 2010.
- [5] Matthew W Hahn. Bias in phylogenetic tree reconciliation methods: implications for vertebrate genome evolution. *Genome biology*, 8(7):1, 2007.
- [6] T Hubbard, Daniel Barker, Ewan Birney, Graham Cameron, Yuan Chen, L Clark, Tony Cox, J Cuff, Val Curwen, Thomas Down, et al. The ensembl genome database project. *Nucleic acids research*, 30(1):38–41, 2002.
- [7] Manuel Irimia, Jakob L Rukov, David Penny, and Scott W Roy. Functional and evolutionary analysis of alternatively spliced genes is consistent with an early eukaryotic origin of alternative splicing. *BMC Evolutionary Biology*, 7(1):188, 2007.
- [8] Hadas Keren, Galit Lev-Maor, and Gil Ast. Alternative splicing and evolution: diversification, exon definition and function. *Nature Reviews Genetics*, 11(5):345–355, 2010.
- [9] Manuel Lafond, Cedric Chauve, Nadia El-Mabrouk, and Aida Ouangraoua. Gene tree construction and correction using supertree and reconciliation. *IEEE/ACM Transactions on Computational Biology and Bioinformatics (Proceedings of Asia Pacific Bioinformatics Conference APBC’17)*, 2017. To appear.
- [10] Bin Ma, Ming Li, and Louxin Zhang. From gene trees to species trees. *SIAM Journal on Computing*, 30(3):729–752, 2000.
- [11] Timothy W Nilsen and Brenton R Graveley. Expansion of the eukaryotic proteome by alternative splicing. *Nature*, 463(7280):457–463, 2010.
- [12] E. Noutahi, M. Semeria, M. Lafond, J. Seguin, B. Boussau, L. Guguen, N. El-Mabrouk, and E. Tannier. Efficient gene tree correction guided by genome evolution. *Plos One*, 2016. To appear.
- [13] Joana Osório. Evolutionary genetics: Alternative splicing shapes vertebrate evolution. *Nature Reviews Genetics*, 16(10):565–565, 2015.
- [14] Matthew D Rasmussen and Manolis Kellis. A bayesian approach for fast and accurate gene tree reconstruction. *Molecular Biology and Evolution*, 28(1):273–290, 2011.
- [15] Albert J Vilella, Jessica Severin, Abel Ureta-Vidal, Li Heng, Richard Durbin, and Ewan Birney. Ensemblcompara genotrees: Complete, duplication-aware phylogenetic trees in vertebrates. *Genome research*, 19(2):327–335, 2009.
- [16] Yi-Chieh Wu, Matthew D Rasmussen, Mukul S Bansal, and Manolis Kellis. Treefix: statistically informed gene tree error correction using species trees. *Systematic biology*, 62(1):110–120, 2013.
- [17] Federico Zambelli, Giulio Pavesi, Carmela Gissi, David S Horner, and Graziano Pesole. Assessment of orthologous splicing isoforms in human and mouse orthologous genes. *BMC genomics*, 11(1):1, 2010.