

# SUPER-RESOLUTION ESTIMATION OF CYCLIC ARRIVAL RATES

NINGYUAN CHEN<sup>†</sup>, DONALD K.K. LEE<sup>\*</sup>, SAHAND N. NEGAHBAN<sup>\*</sup>

HKUST<sup>†</sup> and Yale University<sup>\*</sup>

**ABSTRACT.** Exploiting the fact that most arrival processes exhibit cyclic behaviour, we propose a simple procedure for estimating the intensity of a nonhomogeneous Poisson process. The estimator is the super-resolution analogue to Shao and Lii [19, 20], which is a sum of  $p$  sinusoids where  $p$  and the frequency, amplitude, and phase of each wave are not known and need to be estimated. This results in an interpretable yet flexible specification that is suitable for use in modelling as well as in high resolution simulations.

Our estimation procedure sits in between classic periodogram methods and atomic/total variation norm thresholding. A novel aspect of our approach is the use of window functions with fast decaying spectral tails, which we show is the key to super-resolution in our procedure. Interestingly the prolate spheroidal window that is usually considered optimal in signal processing is suboptimal for frequency recovery. Under suitable conditions, finite sample guarantees can be derived for our procedure. These resolve some open questions and expand existing results in spectral estimation literature.

*Keywords:* arrival rate estimation; spectral estimation; super-resolution frequency recovery; periodogram; window function; thresholding; nonhomogeneous Poisson process; queueing theory

*MSC 2010 subject classifications:* 62M15, 90B22, 60G55

## 1. INTRODUCTION

Real world arrival patterns typically exhibit cyclic (but not necessarily periodic) behaviour. Motivated by the need for tractable yet flexible functional forms for the arrival rate in queuing literature (Chen et al. [7]), we consider the following problem: Suppose we observe the jump times  $\{t_j\}_j$  of a nonhomogeneous Poisson process (NHPP)  $\{N(t) : t \geq 0\}$  in  $[0, T]$ . Here,  $N(t)$  denotes the number of arrivals in  $(0, t]$ , and the intensity  $\lambda(t)$  and the cumulative rate function  $\Lambda(t)$  are defined as

$$\mathbb{E}N(t) = \int_0^t \lambda(u) du = \Lambda(t).$$

Our goal is to use the observed data to estimate arrival rates of the form

$$(1.1) \quad \lambda(t) = c_0^\lambda + \sum_{j=1}^{p/2} d_j^\lambda \cos(f_j^\lambda t + \phi_j^\lambda) = c_0^\lambda + \sum_{k=1}^p c_k^\lambda e^{2\pi i \nu_k^\lambda t}$$

---

Formerly titled ‘Sparse interpretable estimators for cyclic arrival rates’. Version history: Sep 12 2016, Mar 1 2017, May 18 2017.

Correspondence: Donald Lee (donald.lee@yale.edu), Yale School of Management, New Haven CT 06520, USA.

**Algorithm 1** The proposed estimation procedure

**1:** Define the windowed periodogram for the point process as

$$|H(\nu)| = \frac{1}{T} \left| \sum_j w(t_j) e^{-2\pi i \nu t_j} \right|$$

for  $|\nu| \leq B$ , and note that it is symmetric in  $\nu$ . The sum can be computed efficiently using non-uniform FFT algorithms like [9].

**2:** Identify the frequency region  $R = \{\nu : r \leq |\nu| \leq B, |H(\nu)| > \tau\}$  where the value of periodogram exceeds the threshold  $\tau$ .

**3:** Set  $\nu_0^\lambda = \hat{\nu}_0 = 0$ ,  $k = 1$  and repeat the following steps:

- Find the highest stationary peak of the periodogram in  $R$  and set  $\hat{\nu}_k$  as the corresponding frequency location. If no peaks exist then exit loop.
- Perform the updates  $k \leftarrow k + 1$  and  $R \leftarrow R \setminus (\hat{\nu}_k - r, \hat{\nu}_k + r)$ . This removes a neighbourhood of radius  $r$  centred at  $\hat{\nu}_k$  from  $R$ .

**4:** Compute the estimator (4.1) for  $c_k^\lambda$ .

where the even number  $p$  of frequency components, the frequencies  $\nu^\lambda = \{\nu_k^\lambda\}_k$  in a pre-specified band  $[-B, +B]$ , and the complex coefficients  $c^\lambda = \{c_k^\lambda\}_k$  are all unknown. Given the connections to Fourier series, this specification is very flexible and was introduced by Shao and Lii [19, 20]. They resolve the estimation problem under the classical setting where the frequencies are assumed to be spaced more than order  $1/T$  apart. In this paper we examine the problem from the super-resolution perspective: We propose a simple procedure for estimating (1.1) when the frequencies can be up to order  $1/T$  of each other. This is the finest possible resolution in the sense that no estimator can generally resolve frequencies separated by less than  $1/T$  in the presence of noise [14].

Our approach modifies the classic periodogram and combines it with the super-resolution literature on total-variation/atomic norm regularization. Three ingredients (to be specified in Proposition 3) are used in Algorithm 1: i) A window function  $w(t)$  supported on  $[0, T]$ ; ii) a threshold  $\tau > 0$ ; and iii) a neighbourhood exclusion radius  $r > 0$ . The simple but elegant intuition behind the thresholding idea (Donoho and Johnstone [8]) as applied to our situation is that the spectral energy (given by  $|H(\nu)|$  as defined in the algorithm) should be concentrated at the signal frequencies  $\nu_0^\lambda, \dots, \nu_p^\lambda$ . If the signals are strong enough that  $|H(\nu_0^\lambda)|, \dots, |H(\nu_p^\lambda)|$  exceed the ambient noise level, then setting  $\tau$  above the noise level will result in the algorithm isolating a neighbourhood around each  $\nu_k^\lambda$  (see Figure 1.1). It will be shown that if the frequencies are separated from one another by a gap (resolution) of at least  $g(T)/T$  where  $g(T) \geq 4$ , then with high probability our procedure will recover each  $\nu_k^\lambda$  with a precision of  $2/T$ , provided that the dynamic range of the amplitudes  $\max_k |c_k^\lambda| / \min_k |c_k^\lambda|$  is less than 14.5. This can be dramatically relaxed as the frequency gap is increased: For example if  $g(T) \geq 6$  then the maximum allowable dynamic range exceeds 100. As discussed in section 3 of [20], some sort of dynamic range condition is needed even in the classical setting where the frequency gap is larger than order  $1/T$ . Our analysis provides a way for quantifying the maximum allowable range when  $T$  is finite.

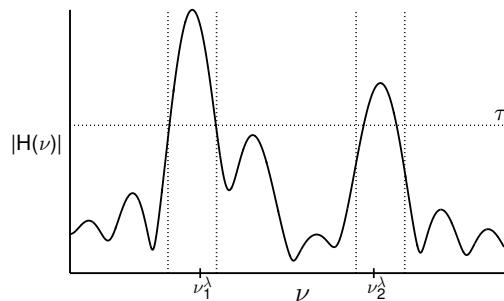


FIGURE 1.1. Visualization of Algorithm 1. In the depicted periodogram there are two signal frequencies  $\nu_1^\lambda$  and  $\nu_2^\lambda$ . Setting  $\tau$  (horizontal line) above the ambient noise results in the algorithm selecting neighbourhoods (between the pairs of vertical lines) that contain  $\nu_1^\lambda$  and  $\nu_2^\lambda$ .

The insight that emerges from our analysis is that super-resolution can be achieved by windowing the periodogram. The classic ‘unwindowed’ periodogram by Bartlett [1] used in existing periodogram methods for point processes is essentially  $|\sum_j e^{-2\pi i\nu t_j}|/T$  (Lewis [12], Shao and Lii [20], Vere-Jones [23]). This is a special case of  $|H(\nu)|$  when  $w(t)$  is the rectangle window on  $[0, T]$ . A novel aspect of our approach is in recognizing that this window can and should be replaced: Windows with faster decaying spectral tails prevent small frequency signals from being drowned out by leakage from the larger ones nearby. In fact since the spectral tails of the rectangle is not integrable, periodogram methods based on the rectangle window may fail unless the frequency gap is larger than order  $1/T$ . The same is true for the prolate spheroidal window [21] which is considered optimal in signal processing. Guided by our analysis, our window choice for the procedure brings the resolution up to order  $1/T$ . Our analysis also highlights the interplay between the separation function  $g(T)$  and the frequency recovery behaviour. For example, Figure 1.2 presents a log-log plot of the frequency estimation error versus  $T$  for various choices of  $g(T)$ . The details of this experiment are elaborated upon in section 5.1. The plots show that the rate of convergence increases with  $g(T)$ , with the windowed periodogram outperforming the unwindowed one until  $g(T)$  reaches order  $T^{1/2}$ , whereupon both achieve the maximum rate of  $\mathcal{O}(T^{-3/2})$  as predicted by theory.

The remainder of this paper is organized as follows. Our contributions to existing literature will be described below. Section 2 reviews some basic results from signal processing and shows how spectral leakage and windowing manifest themselves in arrivals data. This motivates the design of our estimation procedure. Frequency recovery is discussed in section 3 where  $w(t)$ ,  $\tau$ , and  $r$  are specified. Under the conditions given in the section, it will be shown that our procedure will recover all frequencies to within a precision of  $2/T$  with high probability. We will also articulate the tradeoffs involved relative to methods designed for the classical resolution setting. The estimator for the corresponding amplitudes and phases is given in section 4. In section 5 we use simulations to compare our procedure to the model selection approach in [19]. Concluding remarks can be found in section 6.

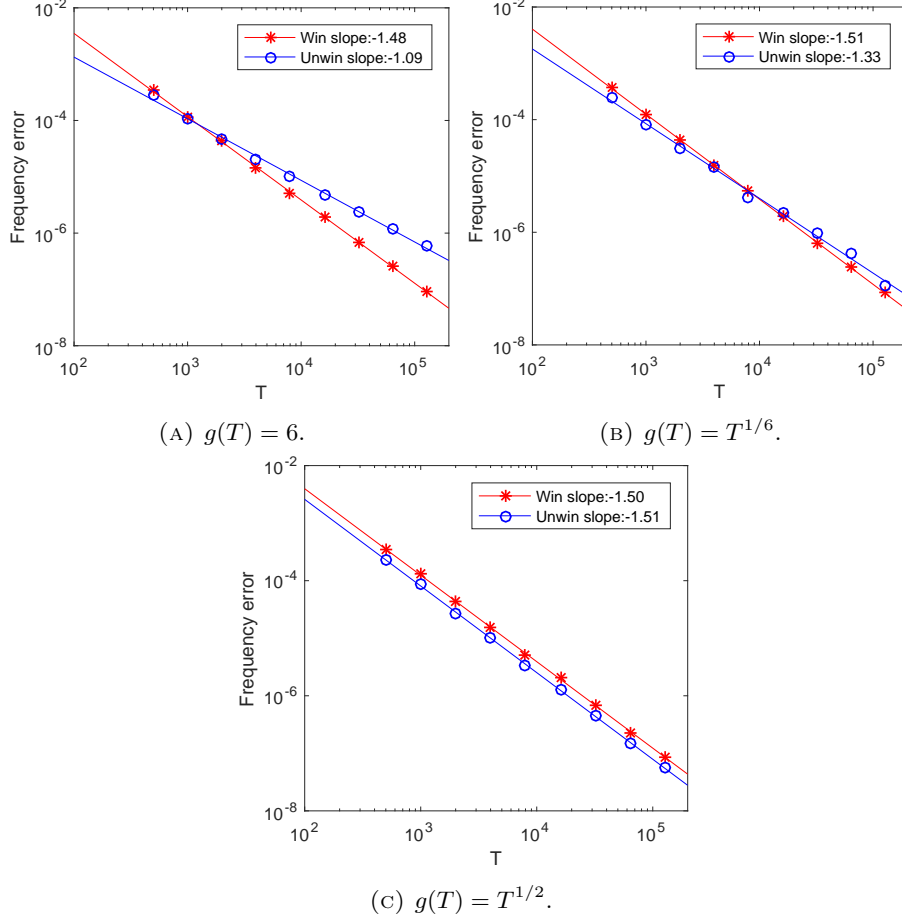


FIGURE 1.2. Frequency recovery error  $\max_k |\hat{\nu}_k - \nu_k^\lambda|$  for the simulation (5.3) as a function of  $T$ , for  $g(T) \in \{6, T^{1/6}, T^{1/2}\}$ . ‘Win’ refers to the windowed periodogram and ‘Unwin’ refers to the classic one. The error rates are  $\max_k |\hat{\nu}_k - \nu_k^\lambda| \sim T^s$  where  $s$  is the slope of the relevant fitted line.

**Contributions to literature.** Our estimation procedure sits in between two streams of literature on spectral estimation. At one end, the classic approach is to visually inspect the unwinded periodogram for point processes [1] to find frequencies corresponding to peaks in the plot. If it is assumed that there is only one frequency [12, 23], the frequency corresponding to the largest peak of the periodogram is selected. Other approaches [2, 3, 11] also exist but it is unclear if they generalize to the setting with multiple frequencies.

Under the classical setting where the frequency gap is assumed to be  $1/o(T)$ , Shao and Lii [19, 20] extend the periodogram method to the multiple frequencies setting. Their procedure corresponds to setting  $R = [-B, +B]$  in Algorithm 1 and running step 3 until  $p$  frequencies have been selected. The choice of  $p$  is determined using the AIC/BIC model selection criterion derived in the dissertation of Shao

[19]. For BIC, [19] states that the probability of selecting the true  $p$  eventually approaches 1 as  $T \rightarrow \infty$ . Our procedure builds on [19, 20] in two directions. First, the use of windowing enables periodogram methods to achieve super-resolution, and this can be combined with either thresholding or model selection to estimate  $p$ . Second, finite sample performance bounds can be derived for our thresholding approach. This complements the BIC approach which does not come with high probability guarantees for finite data. Moreover, the bounds also provide a way for quantifying the allowable amplitude dynamic range when  $T$  is finite. As discussed in section 3 of [20], some sort of dynamic range condition is needed even if the frequency gap is larger than order  $1/T$ . Of course, this will be more restrictive in the super-resolution setting, so there will be a cost to using our approach if the frequencies are in fact spaced far apart. This tradeoff will be discussed in section 3.

The other related stream of work is the super-resolution literature that uses total-variation or atomic norm regularization to select frequencies (Bhaskar, Tang, and Recht [4], Candès and Fernandez-Granda [6], Fernandez-Granda [10], Tang, Bhaskar, and Recht [22]). These papers study a generic spectral estimation problem in a discrete time setting. They generalize the  $\ell_1$ -norm for a finite number of variables to the case where there is a continuum of predictors  $\{e^{i\omega t}\}_\omega$ . An infinite dimensional extension of Lasso is then formulated and solved as a semidefinite program to select predictors and their coefficients. While the authors show that this method outperforms existing ones for the setting described, challenges arise when trying to adapt it to our problem. First, the arrival counts must be discretized into time bins, which introduces aliasing effects<sup>1</sup>. Second, the required computational effort is overly taxing<sup>2</sup> for the size of problems we consider. For example, [7] analyzes 650 days of arrivals data from an emergency department and used 3,900 bins of 4 hour widths for the Lasso extension. The ADMM implementation recommended in [4] takes at least ten days to run on a computer with Intel i7 6500 cores. By contrast our procedure takes only a few minutes.

In terms of frequency recovery, the approaches in [10, 22] are guaranteed to pick out one or more frequencies within some  $C/T$  of each signal frequency when the resolution is  $4/T$ . In the stochastic noise setting of [22] the guarantee holds with high probability, and they further conjecture that it is possible to prevent the selection of spurious frequencies. We contribute to this literature by resolving the conjecture in the affirmative, since our procedure recovers exactly  $p+1$  frequencies with high probability, one within  $2/T$  of each true signal. The tradeoff with using a periodogram method is that a bound on the dynamic range of the amplitudes is needed. However as mentioned earlier, this can be dramatically relaxed by widening the frequency gap slightly, from  $4/T$  to  $6/T$  for example.

## 2. OVERVIEW OF THE ESTIMATION APPROACH

Let the continuum of complex exponentials  $\{e^{2\pi i\nu t}\}_{|\nu| \leq B}$  be our dictionary for constructing an arrival rate. Suppose the rate for the underlying NHPP is (1.1),

<sup>1</sup>This can however be overcome using bins narrower than  $1/(2B)$  (Nyquist sampling).

<sup>2</sup>A Lasso approximation obtained from discretizing the frequency domain is suggested in [4] as a speedup. However this is still more difficult to implement than the periodogram method, along with the additional downside of a fixed discretized frequency grid.

which belongs in the collection

$$(2.1) \quad \left\{ c_0 + \sum_{k=1}^p c_k e^{2\pi i \nu_k t} : c_k \in \mathbb{C}, p < \infty \right\}.$$

Since  $\lambda(t)$  is real-valued, (1.1) will lie in the subset where the presence of  $(c_k, \nu_k)$  implies its conjugate  $(\bar{c}_k, -\nu_k)$ , so in particular  $c_0$  will be real and positive. The quantity of interest is the  $(p+1)$ -vector  $\nu^\lambda$  of frequencies in (1.1), where  $p$  is even but unknown. Given these, the coefficients  $c^\lambda$  in (1.1) will be estimated by the complex-valued least squares solution (4.1) described in section 4. Since  $\lambda(t)$  is unobservable, we only see arrivals in the time window  $[0, T]$ . Estimating the intensity therefore becomes a question of recovering  $\nu^\lambda$  from the frequency components in the trajectory  $\{N(t)\}_{t \in [0, T]}$ . To make the connection between the spectrums of the two quantities clearer, rewrite the latter in its Doob-Meyer form of signal and noise components

$$(2.2) \quad \begin{aligned} \{dN(t)\}_{t \in [0, T]} &= [d\Lambda(t) + d\{N(t) - \Lambda(t)\}]I_{(0, T]}(t) \\ &= \lambda(t)I_{(0, T]}(t)dt + d\varepsilon(t)I_{(0, T]}(t), \end{aligned}$$

where  $I_{(0, T]}(t)$  is the indicator function of  $\{0 < t \leq T\}$ . Even in the absence of noise, the spectrum of the signal component  $\lambda(t)I_{(0, T]}(t)$  is itself a distorted version of the one for  $\lambda(t)$ : Denoting the Fourier transform of  $f(t)$  as

$$\tilde{f}(\nu) = \int f(t)e^{-2\pi i \nu t} dt,$$

we can write the spectrum of  $\lambda(t)$  as the sum of the Dirac delta spikes centred at  $\{\nu_k^\lambda\}_k$ :

$$\tilde{\lambda}(\nu) = \sum_{k=0}^p c_k^\lambda \delta(\nu - \nu_k^\lambda).$$

On the other hand  $\lambda(t)I_{(0, T]}(t)$  is the result of truncating  $\lambda(t)$  due to  $T$  being finite, a spectrum distorting operation known as leakage: Denote the convolution operator  $*$  by  $f * h(t) = \int f(s)h(t-s)ds$ , the  $h$ -smoothed average of  $f$  about the point  $t$ . The spectrum of  $\lambda(t)I_{(0, T]}(t)$  is

$$(2.3) \quad (\widetilde{\lambda \cdot I_{(0, T]}})(\nu) = \left( \tilde{\lambda} * \tilde{I}_{(0, T]} \right) (\nu) = \sum_{k=0}^p c_k^\lambda \tilde{I}_{(0, T]}(\nu - \nu_k^\lambda),$$

a weighted average of  $\lambda(t)$ 's spectral values  $c_k^\lambda$  concentrated at  $\{\nu_k^\lambda\}_k$ . Thus truncation has the effect of smearing the frequency spikes in  $\tilde{\lambda}(\nu)$  into a continuous spectrum: For  $\nu \notin \cup_k \{\nu_k^\lambda\}$ ,  $\widetilde{\lambda \cdot I_{(0, T]}}(\nu)$  can have a non-zero value, creating an artificial noise floor. The noise floor around strong signal frequencies may mask weaker neighbouring signals, leading to resolution loss and making it difficult to recover  $\nu^\lambda$  from  $\lambda(t)I_{(0, T]}(t)$ . Leakage distortion is a manifestation of the uncertainty principle because perfect frequency localization requires  $\tilde{I}_{(0, T]}(\nu) = \delta(\nu)$ , but this is only possible if  $I_{(0, T]}(t) = 1$ , i.e. an infinite time window is needed.

The key idea that Algorithm 1 uses to deal with leakage is to replace  $I_{(0, T]}(t)$  with a suitably chosen window function  $w(t)$  to obtain the weighted arrival process  $dN^w(t) = w(t)dN(t)$ . We see from (2.3) that the extent of leakage depends on the tail decay of  $\tilde{I}_{(0, T]}$ , as this dictates the influence that distant frequencies has on the

local spectral value. Since  $\lambda(t)$  can be truncated to  $(0, T]$  using any  $w(t)$  supported on  $(0, T]$ , we can multiply  $\lambda(t)$  with one whose Fourier transform has lighter tails.

While the usual anti-leakage benefits of non-uniform windows is well known in signal processing, they are in fact needed in our procedure for attaining frequency resolutions of order  $1/T$ : The tail decay of  $\tilde{I}_{(0,T]}(\nu)$  is of order  $1/(T\nu)$ . Thus if  $\{\nu_k^\lambda\}_k$  are spaced  $1/T$  apart, the leakage (2.3) around a neighbourhood of  $\nu_k^\lambda$  from the other frequencies can be of order  $\log p$  for the rectangle window. This can easily mask the periodogram spike at  $\nu_k^\lambda$  when  $p$  is large enough. Hence the classic periodogram method is generally unable to attain frequency resolutions of order  $1/T$ . Interestingly the window that is usually considered optimal for signal processing<sup>3</sup> is actually suboptimal for frequency recovery: Theorem 3.44 of [15] shows that the spectral tail decay of the prolate spheroidal function is also of order  $1/(T\nu)$  when it is time-limited to  $[0, T]$ .

Returning to the problem of recovering  $\nu^\lambda$  from (2.2), consider the  $(1/T)$ -scaled spectrum of the windowed data  $dN^w(t) = w(t)dN(t)$ :

$$\begin{aligned} H(\nu) &= \frac{1}{T} \int_0^T e^{-2\pi i\nu t} dN^w(t) \\ (2.4) \quad &= \frac{1}{T} \int_0^T e^{-2\pi i\nu t} w(t)\lambda(t)dt + \frac{1}{T} \int_0^T e^{-2\pi i\nu t} w(t)d\varepsilon(t) \\ &= \frac{1}{T} \sum_{k=0}^p c_k^\lambda \tilde{w}(\nu - \nu_k^\lambda) + \frac{\tilde{\varepsilon}^w(\nu)}{T}. \end{aligned}$$

Recall from Algorithm 1 that  $|H(\nu)|$  is defined as the windowed periodogram. For  $\nu$  sufficiently far from  $\{\nu_k^\lambda\}_k$ , the noise level outside the vicinity of these frequencies should be low for light tailed  $\tilde{w}$ :

$$(2.5) \quad |H(\nu)| \leq \|c^\lambda\|_\infty \sum_{k=0}^p \frac{|\tilde{w}(\nu - \nu_k^\lambda)|}{T} + \sup_{\nu \in [0, B]} \frac{|\tilde{\varepsilon}^w(\nu)|}{T}.$$

If the signal strengths  $c^\lambda$  are sufficiently strong, then intuitively a neighbourhood of  $\cup_k \{\nu_k^\lambda\}$  can be isolated by simply excluding frequency regions in  $[-B, +B]$  where  $|H(\nu)|$  is below some threshold  $\tau$  (see Figure 1.1). This is the idea behind step 2 of Algorithm 1. The analysis presented in the next section will guide our choices for  $w(t)$ ,  $\tau$ , and  $r$  in our estimation procedure.

### 3. FREQUENCY RECOVERY

To guarantee that Algorithm 1 will recover the true signal frequencies  $\nu^\lambda$  with high probability, we will assume that conditions A1 and A2 given in this section hold from the point they are stated. First, since no method can distinguish among frequencies that are clustered arbitrarily close together, we impose a minimum separation gap.

**A1:** For  $0 \leq k, k' \leq p$ ,  $\min_{k \neq k'} |\nu_k^\lambda - \nu_{k'}^\lambda| \geq \frac{g(T)}{T}$  for some  $g(T) \geq 4$ .

The gap represents the frequency resolution for our procedure, and our recovery results cover all possible rates of growth for  $g(T)$  as  $T \rightarrow \infty$ . The lower bound of  $4/T$  benchmarks the frequency gap employed in the super-resolution literature

<sup>3</sup>Optimal in the sense that its spectrum is the one that is most concentrated about the origin.

[10, 22]. If instead the benchmark target is the classical setting in [19, 20], then A1 may be relaxed to  $6/T$ , see the remark following Proposition 3 below.

Under A1, we must localize each  $\nu_k^\lambda$  to within a neighbourhood of radius  $2/T$  to avoid possible ambiguity from overlapping. To achieve this with thresholding, note from (2.5) that if  $\nu$  is at least  $2/T$  away from the nearest  $\nu_k^\lambda$ , then  $|H(\nu)|$  is strictly less than<sup>4</sup>

$$(3.1) \quad \underbrace{\frac{2}{T} \sum_{l=0}^{\infty} \sup_{|\nu| \geq \frac{2}{T} + \frac{4}{T}l} |\tilde{w}(\nu)|}_{S_1} \cdot \|c^\lambda\|_\infty + \sup_{\nu \in [0, B]} \frac{|\tilde{\varepsilon}^w(\nu)|}{T},$$

where the tail sum  $S_1$  bounds the leakage noise floor outside the vicinity of  $\{\nu_k^\lambda\}_k$ , and the last term is the statistical noise level. The unknown  $\|c^\lambda\|_\infty$  can be estimated using the highest peak of the periodogram: It is shown in the appendix that

$$(3.2) \quad \left( \frac{|\tilde{w}(0)|}{T} - \underbrace{\frac{2}{T} \sum_{l=1}^{\infty} \sup_{|\nu| \geq \frac{4}{T}l} |\tilde{w}(\nu)|}_{S_2} \right) \|c^\lambda\|_\infty - \sup_{\nu \in [0, B]} \frac{|\tilde{\varepsilon}^w(\nu)|}{T} \leq \sup_{\nu \in [0, B]} |H(\nu)|,$$

$$(3.3) \quad \sup_{\nu \in [0, B]} |H(\nu)| \leq \max \left( S_1, \frac{|\tilde{w}(0)|}{T} + \frac{S_1 + S_2}{2} \right) \|c^\lambda\|_\infty + \sup_{\nu \in [0, B]} \frac{|\tilde{\varepsilon}^w(\nu)|}{T}.$$

Substituting the bound (3.2) for  $\|c^\lambda\|_\infty$  into (3.1) shows that the threshold level  $\tau$  in Algorithm 1 should be

$$(3.4) \quad \frac{S_1}{|\tilde{w}(0)|/T - S_2} \sup_{\nu \in [0, B]} |H(\nu)| + \left( \frac{S_1}{|\tilde{w}(0)|/T - S_2} + 1 \right) \sup_{\nu \in [0, B]} \frac{|\tilde{\varepsilon}^w(\nu)|}{T}$$

in order to remove from the region  $R$  all frequencies not within  $2/T$  of any  $\nu_k^\lambda$ . Our procedure will then select a unique frequency within  $2/T$  of each  $\nu_k^\lambda$  if  $|H(\nu_k^\lambda)| > \tau$ , so we can set  $r = 2/T$ . In view of (2.4) and (3.3), a sufficient condition for  $|H(\nu_k^\lambda)| > \tau$  is

$$\begin{aligned} & \frac{|\tilde{w}(0)|}{T} |c_k^\lambda| - S_2 \|c^\lambda\|_\infty - \sup_{\nu \in [0, B]} \frac{|\tilde{\varepsilon}^w(\nu)|}{T} \\ & > \frac{S_1}{|\tilde{w}(0)|/T - S_2} \left\{ \max \left( S_1, \frac{|\tilde{w}(0)|}{T} + \frac{S_1 + S_2}{2} \right) \|c^\lambda\|_\infty + \sup_{\nu \in [0, B]} \frac{|\tilde{\varepsilon}^w(\nu)|}{T} \right\} \\ & + \left( \frac{S_1}{|\tilde{w}(0)|/T - S_2} + 1 \right) \sup_{\nu \in [0, B]} \frac{|\tilde{\varepsilon}^w(\nu)|}{T} \end{aligned}$$

for  $k = 0, \dots, p$ , or equivalently

$$(3.5) \quad \frac{|\tilde{w}(0)|}{T} \min_k |c_k^\lambda| > \left[ S_2 + \frac{S_1 \max \left\{ S_1, \frac{|\tilde{w}(0)|}{T} + \frac{S_1 + S_2}{2} \right\}}{|\tilde{w}(0)|/T - S_2} \right] \max_k |c_k^\lambda| + 2 \left( \frac{S_1}{|\tilde{w}(0)|/T - S_2} + 1 \right) \sup_{\nu \in [0, B]} \frac{|\tilde{\varepsilon}^w(\nu)|}{T}.$$

<sup>4</sup>The sum to infinity is needed as  $p$  is unknown.



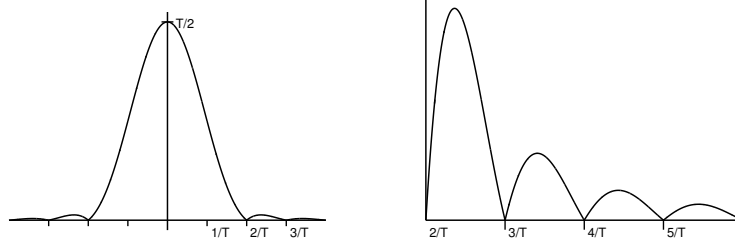


FIGURE 3.1. Plot of  $|\tilde{w}(\nu)|$  for the Hann window (3.6). *Left panel:* Most of the energy is concentrated in the main lobe between  $\nu = \pm \frac{2}{T}$ . *Right panel:* The side lobes are of width  $1/T$  and have successively lower peaks.

It will be shown that the first two terms are dominant. Hence to first order, as the tail sums  $S_1$  and  $S_2$  become small relative to  $|\tilde{w}(0)|/T$ , a larger margin of separation between signal and leakage noise is attained in frequency domain. Therefore window functions with rapidly decaying spectral tails are desired. Of the commonly used continuous time windows presented in Table 3.1 of Prabhu [16] with spectral energy concentrated inside  $|\nu| < 2/T$ , the time-shifted Hann window has the lightest spectral tails (order  $1/(T\nu)^3$ ):

$$(3.6) \quad w(t) = \left( \sin^2 \frac{\pi t}{T} \right) I_{[0,T]}(t) \leftrightarrow \tilde{w}(\nu) = \begin{cases} T/2 & \nu = 0 \\ -T/4 & \nu = \pm \frac{1}{T} \\ \frac{T}{2} e^{-i\pi T\nu} \frac{\text{sinc}(T\nu)}{1-(T\nu)^2} & \text{else} \end{cases},$$

where  $\text{sinc}(\nu) = \sin(\pi\nu)/(\pi\nu)$  is the sinc kernel. Note from Figure 3.1 that  $|\tilde{w}(\nu)|$  is symmetric and most of its energy is concentrated inside the main lobe between  $\nu = \pm \frac{2}{T}$ . The sidelobes are of width  $1/T$  and have successively lower peaks. The following lemma provides estimates for  $S_1$  and  $S_2$ .

**Lemma 1.** *For the Hann window*

$$0.02843 < S_1 = \frac{2}{T} \sum_{l=0}^{\infty} \sup_{|\nu| \geq \frac{2}{T} + \frac{4}{T}l} |\tilde{w}(\nu)| < 0.02844,$$

$$0.00464 < S_2 = \frac{2}{T} \sum_{l=1}^{\infty} \sup_{|\nu| \geq \frac{4}{T}l} |\tilde{w}(\nu)| < 0.00465.$$

Furthermore if we define  $\tilde{w}'(\nu) = \frac{d\tilde{w}}{d\nu}(\nu)$ , then for any  $\nu \in (\nu_k^\lambda - \frac{2}{T}, \nu_k^\lambda + \frac{2}{T})$ ,

$$\frac{1}{T} \sum_{l \neq k} |\tilde{w}(\nu - \nu_l^\lambda)| < \frac{4}{g(T)^3}, \quad \frac{1}{T} \sum_{l \neq k} |\tilde{w}'(\nu - \nu_l^\lambda)| < \frac{29T}{g(T)^3}.$$

The remaining quantity not yet examined in (3.4) and (3.5) is the supremum spectral density  $\sup_{\nu \in [0,B]} |\tilde{\varepsilon}^w(\nu)|$  of the windowed statistical noise. Noting that  $|w(t)| \leq 1$  and  $|w'(t)| = \left| \frac{dw}{dt}(t) \right| \leq \pi/T < \infty$ , the following lemma shows that the scaled spectral noise level is of order  $(\log T/T)^{1/2}$ .

**Lemma 2.** *Define  $\bar{\Lambda}_T = \Lambda(T)/T$  and  $\bar{N}_T = N(T)/T$ , and suppose that  $\sup_{t \in [0,T]} |w(t)| \leq 1$ ,  $\sup_{t \in (0,T)} |w'(t)| < \infty$ . Then for any  $\beta > 0$ ,  $\gamma > 1$ , and  $\alpha \geq \gamma/(\gamma - 1)$ , with*

probability

$$1 - 8\gamma\pi B \left[ 1/T^{(\frac{\gamma-1}{\gamma}\alpha)^2-1} - T \exp \left\{ -(\Lambda(T) \log T)^{1/2} \right\} \right] - 2e^{-\Lambda(T)\beta^2/4}$$

we have

$$(1 - \beta)\bar{\Lambda}_T < \bar{N}_T < (1 + \beta)\bar{\Lambda}_T$$

and

$$\sup_{\nu \in [0, B]} \frac{|\tilde{\varepsilon}^w(\nu)|}{T} < 4\alpha\bar{\Lambda}_T^{1/2} \left( \frac{\log T}{T} \right)^{1/2} < \frac{4\alpha\bar{N}_T^{1/2}}{(1 - \beta)^{1/2}} \left( \frac{\log T}{T} \right)^{1/2}.$$

Lemmas 1 and 2 can be used in (3.4) to define the data-driven threshold

$$(3.7) \quad \tau = 0.0574 \sup_{\nu \in [0, B]} |H(\nu)| + \frac{4.23\alpha\bar{N}_T^{1/2}}{(1 - \beta)^{1/2}} \left( \frac{\log T}{T} \right)^{1/2}$$

for the Hann window. Deriving the sufficient condition for frequency recovery (3.5) for this  $\tau$  and the Hann window yields:

**A2:** There exist  $\beta > 0$ ,  $\gamma > 1$ , and  $\alpha \geq \gamma/(\gamma - 1)$  such that

$$\min_k |c_k^\lambda| > 0.0686 \max_k |c_k^\lambda| + 16.9\alpha \left\{ 1 + \left( \frac{1 + \beta}{1 - \beta} \right)^{1/2} \right\} \bar{\Lambda}_T^{1/2} \left( \frac{\log T}{T} \right)^{1/2}.$$

As  $T$  grows the last term in A2 vanishes, so to first order the condition  $\min_k |c_k^\lambda| > 0.0686 \max_k |c_k^\lambda|$  requires the dynamic range of the amplitudes to be less than 14.5. The smaller the tailsums  $S_1$  and  $S_2$  are, the larger the allowable range. In particular if the gap in A1 is slightly relaxed from  $4/T$  to  $6/T$ , the value of 14.5 can be increased to over 100 by replacing the Hann window with the lighter spectral-tailed  $\cos^4$  window [16]. Thus windows with light spectral tails provide a solution for detecting weak frequency signals in the presence of strong ones. This addresses a point mentioned in passing on page 110 of [20]: Issues with the periodogram method arise when the dynamic range is large, even in the classical setting where the frequency gap is  $1/o(T)$ . Our analysis provides a way for quantifying this for both the windowed and unwindowed periodograms when  $T$  is finite.

The main frequency recovery result can now be stated under A1 and A2.

**Proposition 3.** *Let  $w(t)$  in Algorithm 1 be the Hann window (3.6), and set  $r = 2/T$  and  $\tau$  as (3.7). Then with probability at least*

$$1 - 8\gamma\pi B \left[ 1/T^{(\frac{\gamma-1}{\gamma}\alpha)^2-1} - T \exp \left\{ -(\Lambda(T) \log T)^{1/2} \right\} \right] - 2e^{-\Lambda(T)\beta^2/4}$$

*our procedure will select exactly  $p + 1$  frequencies  $\hat{\nu} = \{\hat{\nu}_k\}_k$  with precision  $\|\nu^\lambda - \hat{\nu}\|_\infty < 2/T$ . Furthermore,*

$$\|\nu^\lambda - \hat{\nu}\|_\infty < \min \left\{ \frac{2}{T}, \frac{2\epsilon(T)}{T} \right\}$$

*if*

$$\epsilon(T) \triangleq \frac{348 \left( \|c^\lambda\|_\infty + \alpha\bar{\Lambda}_T^{1/2} \right)}{\min_k |c_k^\lambda|} \max \left\{ \frac{1}{g(T)^3}, \left( \frac{\log T}{T} \right)^{1/2} \right\} \leq \frac{87}{40}.$$

**Remark.** *To the best of our knowledge this is the first periodogram peak-hunting method that is able to achieve super-resolution. Note from the definition of  $\epsilon(T)$  that if  $g(T) \rightarrow \infty$  then the procedure will recover all frequencies with precision  $o(1/T)$ . In particular, if  $g(T)$  is  $\mathcal{O}(T^{1/6})$  or greater then the estimation error is  $\mathcal{O}(T^{-3/2})$  up to a log factor. For the unwindowed periodogram in the closely related time series setting, Theorem 6.8b of Li [13] shows that the same rate is achieved when  $g(T)$  is greater than  $\mathcal{O}(T^{1/2})$ . This is because  $T^{3/2}(\nu^\lambda - \hat{\nu})$  has a bias of  $\mathcal{O}(T^{1/2}/g(T))$  due to the slower spectral tail decay of the rectangle window (Remark 6.14 of [13]).*

**When does the approach of [19, 20] perform better?** If  $\{\nu_k^\lambda\}_k$  are in fact spaced more than order  $1/T$  apart from one another, then it follows from (2.5) that the leakage outside a  $\mathcal{O}(g(T)/T)$ -neighbourhood of the frequencies is of order  $1/g(T)^3 \rightarrow 0$  for the Hann-windowed periodogram. Hence the threshold (3.7) is conservative in this setting. While our approach will still work within the dynamic range implied by A2, we expect the method in [19, 20], which was specifically designed for the classical resolution setting, to recover more of the frequencies with amplitude less than  $1/14.5$  of the largest one.

**Connection to super-resolution literature.** There are clear connections between our results and those arising from the work on super-resolution recovery of discrete time signals [4, 6, 10, 22]. In that setting the authors assume a discrete time signal  $x = \sum_{k=1}^p c_k^\lambda e^{2\pi i \nu_k t} \in \mathbb{R}^n$  and the observations are of the form  $y = x + e$  where  $e \in \mathbb{R}^n$  is a noise vector.

For a bounded  $e$ , [6, 10] establish signal and support recovery guarantees for their semidefinite programming approach. On the other hand for  $e_i \sim N(0, \sigma^2)$  the related AST approach [4, 22] achieves near minimax rates. Furthermore if  $\min_k |c_k^\lambda|$  is larger than some multiple of  $\sigma p (\log n/n)^{1/2}$ , then with high probability AST is guaranteed to pick out one or more frequencies within some  $C/n$  of each signal frequency. The authors conjecture that it is possible to prevent the selection of spurious frequencies, and that the sparsity  $p$  can be dropped from the lower bound on  $\min_k |c_k^\lambda|$ . The following corollary shows that our procedure resolves these conjectures in the affirmative when applied to this setting.

**Corollary 4.** *Suppose  $T$  is replaced by  $n$  and  $\bar{\Lambda}_T$  is replaced by  $\sigma^2$  in A2. Under the discrete time setting above, with high probability our procedure will select exactly  $p$  frequencies within distance  $\|\hat{\nu} - \nu^\lambda\|_\infty \leq 4/n$  of the true ones.*

**Modified threshold.** The last term in the threshold (3.7) comes from the spectral noise bound in Lemma 2, whose constant  $4\bar{N}_T^{1/2}$  may be conservative. As a result we observe in experiments that a large value of  $T$  is sometimes needed for the guarantees to hold with high probability. To obtain a tighter estimate, one idea is to approximate the spectral noise level of the underlying nonhomogeneous Poisson process with that of a homogeneous one. This is motivated by the fact that the noise bound in Lemma 2 depends on  $\lambda(t)$  only through the average rate  $\bar{N}_T$ , regardless of whether the Poisson process is homogeneous or not. Thus for a given  $\xi > 0$ , consider the modified threshold

$$(3.8) \quad \tau_\xi = (0.0574 + \xi) \sup_{\nu \in [0, B]} |H(\nu)| + 1.06 \min \left\{ \hat{\chi}_T, \frac{4\alpha \bar{N}_T^{1/2}}{(1 - \beta)^{1/2}} \left( \frac{\log T}{T} \right)^{1/2} \right\}$$

where  $\hat{\chi}_T$  is the simulated supremum spectral density for the windowed and centred homogeneous Poisson process with rate  $\bar{N}_T$  over  $[0, T]$ . Clearly, if the second quantity in the curly bracket is smaller then we effectively recover (3.7). In experiments we find that thresholding with  $\tau_\xi$  performs better than  $\tau$  in practice. The following corollary provides a large sample recovery guarantee for  $\tau_\xi$ .

**Corollary 5.** *Suppose A2 is slightly strengthened to  $\min_k |c_k^\lambda| > (0.0686 + 4\xi) \max_k |c_k^\lambda|$ , and  $T$  is large enough that  $\alpha \left( \frac{1+\beta}{1-\beta} \cdot \frac{\bar{\Lambda}_T \log T}{T} \right)^{1/2} \leq \frac{30\xi}{28+25\xi} \|c^\lambda\|_\infty$ . Then with probability at least*

$$1 - 8\gamma\pi B \left[ 1/T^{(\frac{\gamma-1}{\gamma}\alpha)^2-1} - T \exp \left\{ -(\Lambda(T) \log T)^{1/2} \right\} \right] - 2e^{-\Lambda(T)\beta^2/4}$$

*all frequencies will be recovered with the precision stated in Proposition 3 when we threshold with  $\tau_\xi$ .*

#### 4. AMPLITUDE AND PHASE ESTIMATION

As noted by Rice and Rosenblatt [17] for the case of cyclic time series and [19, 20] for the case of cyclic Poisson processes, it is necessary for the estimated frequencies  $\hat{\nu}$  to be within  $o(1/T)$  of  $\nu^\lambda$  if we wish to estimate the coefficients  $c^\lambda$  consistently. We will therefore let  $g(T) \rightarrow \infty$  in Proposition 3 so that  $\epsilon(T) \rightarrow 0$ . Our estimator is the complex-valued least squares solution to (2.2) in the limit  $dt \rightarrow 0$ :

$$(4.1) \quad \hat{c} = \hat{\Gamma}^{-1}y,$$

where the  $j$ -th entry of the  $(p+1)$ -vector  $y$  is  $\frac{1}{T} \int_0^T e^{-2\pi i \hat{\nu}_j t} dN(t)$ , and the  $(j, k)$ -entry of the  $(p+1) \times (p+1)$  matrix  $\hat{\Gamma}$  is

$$\hat{\Gamma}_{jk} = \frac{1}{T} \int_0^T e^{-2\pi i (\hat{\nu}_j - \hat{\nu}_k) t} dt = \frac{1}{T} \tilde{I}_{(0,T]}(\hat{\nu}_j - \hat{\nu}_k),$$

where  $\tilde{I}_{(0,T]}(\nu) = T e^{-i\pi T \nu} \text{sinc}(T\nu)$  is the Fourier transform of the rectangle. Since  $\{\hat{\nu}_k\}_k$  are symmetric about zero, it can be shown for  $\hat{\nu}_k = -\hat{\nu}_l$  that  $\hat{c}_k$  and  $\hat{c}_l$  are conjugate pairs, hence the estimator for  $\lambda(t)$  is always real-valued. We note that the corresponding estimator in [19, 20] can be recovered by setting  $\hat{\Gamma}$  to the identity matrix, which is asymptotically valid because  $\hat{\Gamma}$  converges to an orthonormal design as  $g(T) \rightarrow \infty$ . Our choice of  $\hat{\Gamma}$  provides a second order correction when  $T$  is finite.

**Proposition 6.** *Suppose the conditions for Proposition 3 hold with  $\epsilon(T) \leq 87/40$ , and that*

$$\Gamma_{jk} = \frac{1}{T} \int_0^T e^{-2\pi i (\nu_j^\lambda - \nu_k^\lambda) t} dt = \frac{1}{T} \tilde{I}_{(0,T]}(\nu_j^\lambda - \nu_k^\lambda)$$

*is invertible. Then with probability at least*

$$1 - 8\gamma\pi B \left[ 1/T^{(\frac{\gamma-1}{\gamma}\alpha)^2-1} - T \exp \left\{ -(\Lambda(T) \log T)^{1/2} \right\} \right] - 2e^{-\Lambda(T)\beta^2/4}$$

*i)  $\hat{\Gamma}$  is also invertible for sufficiently large  $T$ ; and ii)*

$$\|\hat{c} - c^\lambda\|_\infty < 2 \left\{ (\pi + 2\alpha) \|\hat{\Gamma}^{-1}\| \max(\|c^\lambda\|_1, 1) \right\} \epsilon(T).$$

## 5. NUMERICAL EXAMPLES

We use simulations to compare our thresholding procedure (based on the modified threshold) to the windowed periodogram combined with BIC model selection, and also to the classic periodogram in [19, 20] combined with BIC. We focus on the BIC because it is asymptotically consistent, and the corresponding penalized log-likelihood for Poisson processes is derived in section 3.3.4 of [19]:

$$-2 \left( \sum_{j=1}^{N(T)} \log \lambda(t_j) - \Lambda(T) \right) + (5p + 1) \log T.$$

Since by default the frequency  $\nu = 0$  is always selected, we work with the centralized version of  $|H(\nu)|$  instead:

$$\begin{aligned} (5.1) \quad |H_c(\nu)| &= \frac{1}{T} \left| \int_0^T e^{-2\pi i \nu t} w(t) \left( dN(t) - \frac{N(T)}{T} dt \right) \right| \\ &= \frac{1}{T} \left| H(\nu) - \frac{N(T)}{T} \tilde{w}(\nu) \right|, \end{aligned}$$

which is one way to generalize the centralized unwindowed periodogram given by equation 4 in [20]. This approximately removes from the windowed periodogram the peak at the origin.

The asymptotic analysis in [19, 20] recommends a minimum exclusion radius<sup>5</sup> of  $r = 3/T$ , which corresponds to assuming a frequency gap of at least  $6/T$  in the finite  $T$  setting. Hence, in order to compare the methods, we also set  $r = 3/T$  in Algorithm 1 and assume that  $g(T) \geq 6$ . The modified threshold  $\tau_\xi$  corresponding to (3.8) is then

$$(5.2) \quad (0.0180 + \xi) \sup_{\nu \in [0, B]} |H(\nu)| + 1.02 \min \left\{ \hat{\chi}_T, \frac{4\alpha \bar{N}_T^{1/2}}{(1 - \beta)^{1/2}} \left( \frac{\log T}{T} \right)^{1/2} \right\},$$

where we choose  $\xi = 0.0001$  to be small. In the simulations  $\hat{\chi}_T$  turns out to be always smaller than the lower bound  $4(\bar{N}_T \log T/T)^{1/2}$  for the second quantity in the curly bracket. When  $g(T) \geq 6$  the maximum allowable dynamic range widens to 47 under the Hann window.

**5.1. Frequency recovery error rate.** We use the following simulation to empirically study the error rates for frequency recovery in Proposition 3, which shows that when  $g(T)$  is constant the error  $\|\hat{\nu} - \nu^\lambda\|_\infty$  is no greater than  $\mathcal{O}(1/T)$ . As remarked after the proposition, the error rate becomes  $\mathcal{O}(T^{-3/2})$  for  $g(T)$  equal to or greater than  $\mathcal{O}(T^{1/6})$ . In the closely related time series setting, the unwindowed periodogram achieves the same rate when  $g(T)$  is greater than  $\mathcal{O}(T^{1/2})$  (Theorem 6.8b of [13]). We will therefore examine  $\|\hat{\nu} - \nu^\lambda\|_\infty$  as a function of  $T$  at the frequency resolutions corresponding to  $g(T) \in \{6, T^{1/6}, T^{1/2}\}$ . Consider the following class of arrival rates

$$(5.3) \quad \lambda(t) = 7.5 + \sum_{k=1}^5 a_k \cos \left( 2\pi \left( 0.1 + (k-1) \frac{g(T)}{T} \right) t + \phi_k \right)$$

<sup>5</sup>In terms of angular frequency, this corresponds to the diameter of  $12\pi/T$  in Shao and Lii [20].

whose frequencies are spaced apart by  $g(T)/T$ . The amplitudes  $a_k$  are drawn randomly from  $U[1, 1.5]$ , and the phases  $\phi_k$  from  $U[0, 2\pi)$ . For each combination of  $T$  and  $g(T)$  we sample 100 sets of the amplitudes and phases, and then use each set to simulate the corresponding arrival process up to time  $T$ .

For the values of  $T$  considered, all frequencies are detected by the three methods. Hence BIC selection and thresholding produce the same results when applied to the windowed periodogram. Figure 1.2 plots on a log-log scale the error  $\|\hat{\nu} - \nu^\lambda\|_\infty$  averaged across the 100 simulations for each combination of  $T$  and  $g(T)$ . The slopes of the fitted lines estimate the error rate. For this example the windowed periodogram performs even better than what the theory predicts, achieving an error rate of almost  $\mathcal{O}(T^{-3/2})$  even for  $g(T) = 6$ . All methods attain this rate when  $g(T) = T^{1/2}$ .

**5.2. Misspecified arrival rate in the classical resolution setting.** The sawtooth wave in [20] provides a nice example for testing the robustness of the methods to misspecifications to (1.1). Consider the arrival rate

$$(5.4) \quad \lambda(t) = 0.1 + 0.5 \text{mod}(t, 2\pi) = 0.1 + 0.5\pi - \sum_{k=1}^{\infty} \frac{\sin(2\pi(\frac{k}{2\pi})t)}{k}$$

which has an infinite number of Fourier series frequencies spaced  $1/(2\pi)$  apart. We simulate 100 realizations of the arrival process up to time  $T = 1,000$ , which is well within the classical setting where the frequencies are spaced  $1/o(T)$  apart. To assess the accuracies of the three methods at estimating  $\lambda(t)$ , we use the average of the MSE  $\frac{1}{T} \int_0^T \{\lambda(t) - \hat{\lambda}(t)\}^2 dt$  across the 100 samples as the performance metric. We also report the average number of correct and spurious frequencies<sup>6</sup> recovered by each method in Table 1.

Per the discussion in section 3 regarding when the classic periodogram method should outperform our approach, (5.4) fits the bill since the frequencies are separated by much more than order  $1/T$ . Interestingly, the differences in performance among the methods are not statistically significant for this example.

	UBIC	WBIC	WThres
MSE	0.17 (0.03)	0.19 (0.03)	0.17 (0.03)
#correct frequencies	3.05 (0.86)	2.77 (0.74)	4.41 (1.32)
#spurious frequencies	0.01 (0.10)	0.00 (0.00)	0.36 (0.77)

TABLE 1. Results for the sawtooth intensity (5.4). Column UBIC is the unwindowed periodogram combined with BIC selection, WBIC is the windowed periodogram with BIC selection, and WThres is the windowed periodogram with thresholding. Averages over 100 simulations are reported (standard errors in parentheses).

<sup>6</sup>A correct recovery is defined as one that is within  $3/T$  of one of the Fourier frequencies.

**5.3. A super-resolution example with varying dynamic range.** The following arrival rate is inspired by Professor E.H. Kaplan’s analysis of arrivals data to a psychiatric ward, where the existence of a lunar and a monthly cycle are verified:

$$(5.5) \quad \lambda(t) = (2r + 2) + 2r \cos\left(\frac{2\pi}{30}t + 2.6\right) + 2 \cos\left(\frac{2\pi}{28}t + 4.5\right).$$

The two frequencies at  $1/28$  and  $1/30$  are separated by a gap that is slightly larger than  $6/T$  when  $T = 3,000$ . The monthly cycle is  $r$  times stronger than the lunar one, meaning that leakage from the former can easily mask the latter when  $r$  is large. The left panels of Figure 5.1 display the centralized windowed periodograms for different values of the dynamic range  $r$ , and the right panels display the corresponding unwindowed periodograms. Here we apply thresholding to the windowed periodograms; BIC selection performs similarly.

For  $r = 10$  (top row), both periodograms are able to resolve the two frequencies. For  $r = 15$  (middle row) only the windowed periodogram is able to detect the weaker lunar cycle. Both methods fail to identify the lunar cycle when  $r = 50$  (bottom row), although the windowed periodogram is still able to do so for  $r = 45$  (not shown). This illustrates the role of windowing in suppressing leakage, thereby allowing for super-resolution frequency recovery. Moreover, our findings match the calculations at the beginning of this section that show the Hann-windowed periodogram has a maximum allowable dynamic range of 47 when  $g(T) \geq 6$ . If there are actually more frequencies in (5.5) that are  $\mathcal{O}(1/T)$  away from the lunar cycle, then the leakage around  $1/28$  in the classic periodogram will be of order  $\log p$  as explained in section 2. In such cases the classic periodogram may not be able to detect the lunar cycle even if the dynamic range is 1.

## 6. DISCUSSION

By a novel use of windowing, this paper shows that simple periodogram methods can in fact achieve super-resolution frequency recovery for cyclic arrival rates. This improves the resolution of classic periodograms, while being much faster to compute than the SDP approach in super-resolution literature. Under mild assumptions on the dynamic range of the frequency amplitudes, our approach guarantees that no spurious frequencies will be recovered. To establish the consistency of the coefficient estimates, our finite sample results show that if the frequency gap is  $1/o(T)$ , then the frequencies can be recovered with precision  $o(1/T)$  as required. Whether the gap can be relaxed to order  $1/T$  is a question that is left for future research.

Another area for future research is to extend the cyclic specification (1.1) to allow for higher order non-cyclical components as well. One approach is to add wavelets to the basis of complex exponentials. It might then be possible to leverage the rate-optimal procedure in Brown et al. [5] to estimate the time-localized components of the arrival rate.

## ACKNOWLEDGEMENTS

The review team provided many insightful comments that significantly improved the paper. Special thanks to Ed Kaplan and Don Green for stimulating discussions on spectral analysis.

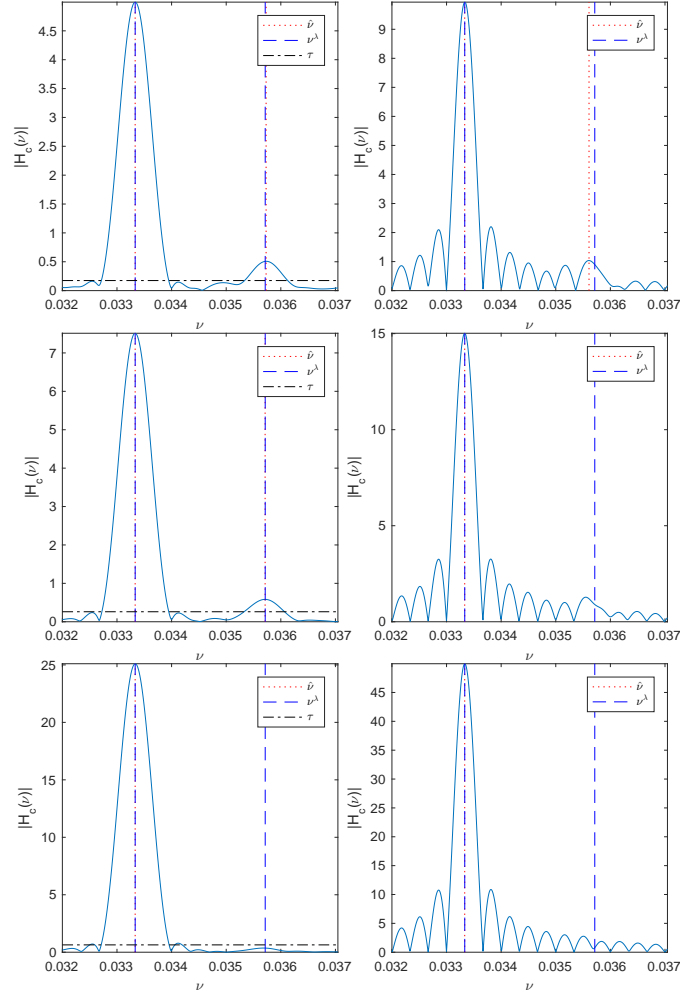


FIGURE 5.1. Results for (5.5). *Left panels:* The centralized Hann-windowed periodograms. The threshold is represented by the horizontal line, and the locations of the frequencies and their estimates are given by the vertical ones. *Right panels:* The unwindowed centralized periodograms. *Top row:*  $r = 10$ , *middle row:*  $r = 15$ , *bottom row:*  $r = 50$ .

#### APPENDIX: PROOFS

##### Proof of (3.2) and (3.3).



*Proof.* Suppose  $j \in \arg \max_k |c_k^\lambda|$ . Then it follows from (2.4) that

$$\begin{aligned} \frac{|\tilde{w}(0)|}{T} \|c^\lambda\|_\infty &= \left| -H(\nu_j^\lambda) + \frac{1}{T} \sum_{k \neq j} c_k^\lambda \tilde{w}(\nu_j^\lambda - \nu_k^\lambda) + \frac{\tilde{\varepsilon}^w(\nu_j^\lambda)}{T} \right| \\ &\leq |H(\nu_j^\lambda)| + \|c^\lambda\|_\infty \cdot \frac{2}{T} \sum_{l=1}^{\infty} \sup_{|\nu| \geq \frac{4}{T}l} |\tilde{w}(\nu)| + \frac{|\tilde{\varepsilon}^w(\nu_j^\lambda)|}{T} \\ &\leq \sup_{\nu \in [0, B]} |H(\nu)| + S_2 \|c^\lambda\|_\infty + \sup_{\nu \in [0, B]} \frac{|\tilde{\varepsilon}^w(\nu)|}{T}, \end{aligned}$$

which establishes (3.2). For (3.3), let  $\hat{\nu}^* = \arg \max_{\nu \in [0, B]} |H(\nu)|$  and suppose  $\nu_k^\lambda$  is the signal frequency closest to  $\hat{\nu}^*$ . If  $|\nu_k^\lambda - \hat{\nu}^*| \geq 2/T$  then (2.5) gives

$$\begin{aligned} (6.1) \quad |H(\hat{\nu}^*)| &< \|c^\lambda\|_\infty \cdot \frac{2}{T} \sum_{l=0}^{\infty} \sup_{|\nu| \geq \frac{2}{T} + \frac{4}{T}l} |\tilde{w}(\nu)| + \sup_{\nu \in [0, B]} \frac{|\tilde{\varepsilon}^w(\nu)|}{T} \\ &= S_1 \|c^\lambda\|_\infty + \sup_{\nu \in [0, B]} \frac{|\tilde{\varepsilon}^w(\nu)|}{T}. \end{aligned}$$

Consider the alternative  $|\nu_k^\lambda - \hat{\nu}^*| < 2/T$ . If  $\nu_k^\lambda \leq \hat{\nu}^*$  then the  $l$ -th signal frequency to the left of  $\nu_k^\lambda$  is at least  $4l/T$  away, and the  $l$ -th signal frequency to the right of  $\hat{\nu}^*$  is at least  $\{2 + 4(l-1)\}/T$  away. Hence

$$\begin{aligned} (6.2) \quad |H(\hat{\nu}^*)| &\leq \left( \frac{S_2}{2} + \frac{1}{T} \sup_{|\nu| < \frac{2}{T}} |\tilde{w}(\nu)| + \frac{S_1}{2} \right) \|c^\lambda\|_\infty + \sup_{\nu \in [0, B]} \frac{|\tilde{\varepsilon}^w(\nu)|}{T} \\ &= \left\{ \frac{|\tilde{w}(0)|}{T} + \frac{S_1 + S_2}{2} \right\} \|c^\lambda\|_\infty + \sup_{\nu \in [0, B]} \frac{|\tilde{\varepsilon}^w(\nu)|}{T}. \end{aligned}$$

The same bound also applies when  $\nu_k^\lambda > \hat{\nu}^*$ , so combining (6.1) and (6.2) gives (3.3).  $\square$

**Proof of Lemma 1.** We begin by estimating the side lobe heights of the Hann window's spectrum.

**Lemma 7.** *For  $\tilde{w}(\nu)$  defined in (3.6), let  $\nu_k^w$  be the location of the peak of  $|\tilde{w}(\nu)|$ 's side lobe in the interval  $(\frac{k}{T}, \frac{k+1}{T})$  for  $k \geq 2$ . Then  $\nu_k^{wL} < \nu_k^w < \frac{k+1/2}{T}$  where  $\nu_k^{wL}$  is the larger root of  $(k + 1/2 - T\nu)(T\nu - 1/k) = 3/\pi^2$ . Hence*

$$\begin{aligned} |\tilde{w}(\nu_k^w)| &> \left| \tilde{w}\left(\frac{k+1/2}{T}\right) \right| = \frac{T/(2\pi)}{(k + \frac{1}{2}) \left\{ (k + \frac{1}{2})^2 - 1 \right\}} \geq \frac{32T}{105\pi k^3}, \\ |\tilde{w}(\nu_k^w)| &< \frac{T/(2\pi)}{T\nu_k^w \left\{ (T\nu_k^w)^2 - 1 \right\}} < \frac{T/(2\pi)}{T\nu_k^{wL} \left\{ (T\nu_k^{wL})^2 - 1 \right\}} < \frac{T}{2\pi k^3}. \end{aligned}$$

*Proof.* By symmetry it suffices to consider the heights of the side lobes of  $(T/2)\text{sinc}(T\nu)/\{(T\nu)^2 - 1\}$  over intervals  $(\frac{k}{T}, \frac{k+1}{T})$  for  $k$  even, and  $(T/2)\text{sinc}(T\nu)/\{1 - (T\nu)^2\}$  for odd  $k \geq 3$ . The first order condition implies that  $\nu_k^w$  is the root of

$$\cot \pi T\nu = \frac{3(T\nu)^2 - 1}{\pi T\nu((T\nu)^2 - 1)}.$$

Over  $(\frac{k}{T}, \frac{k+1}{T})$  the left hand side is decreasing from  $+\infty$  to  $-\infty$  and crosses zero at  $\nu = \frac{k+1/2}{T}$ . The right hand side is positive and also decreasing, therefore the two sides intersect somewhere in  $(\frac{k}{T}, \frac{k+1/2}{T})$ . On this subinterval, linearizing  $\cot \pi T \nu$  about  $\nu = \frac{k+1/2}{T}$  yields the lower bound  $\pi(k+1/2 - T\nu)$ . The locations at which this intersects

$$\frac{3(T\nu)^2 - 1}{\pi T \nu ((T\nu)^2 - 1)} < \frac{3(T\nu)^2}{\pi T \nu ((T\nu)^2 - 1)} \leq \frac{3}{\pi(T\nu - 1/k)}$$

must all be less than  $\nu_k^w$ . Therefore the larger root of  $\pi(k+1/2 - T\nu) = 3/\{\pi(T\nu - 1/k)\}$ ,

$$\nu_k^{wL} = \frac{1}{2} \left( \frac{k+1/2}{T} + \frac{1}{kT} \right) + \left\{ \frac{1}{4} \left( \frac{k+1/2}{T} - \frac{1}{kT} \right)^2 - \frac{3}{T^2 \pi^2} \right\}^{1/2},$$

is a lower bound for  $\nu_k^w$ . The bounds on  $|\tilde{w}(\nu_k^w)|$  in the lemma follow directly from the bounds on  $\nu_k^w$ , and from noting that  $T\nu_k^{wL} \{(T\nu_k^{wL})^2 - 1\} > k^3$  and  $(k+1/2) \{(k+1/2)^2 - 1\} \leq 105k^3/64$  for  $k \geq 2$ .  $\square$

The bounds for  $|\tilde{w}(\nu_k^w)|$  allow us to prove Lemma 1.

*Proof.* Since  $|\tilde{w}(\nu_k^w)| = \max_{\nu \in (\frac{k}{T}, \frac{k+1}{T})} |\tilde{w}(\nu)|$  is decreasing in  $k \geq 2$ ,  $\sup_{|\nu| \geq k/T} |\tilde{w}(\nu)| = |\tilde{w}(\nu_k^w)|$ . Furthermore it can be verified that  $|\tilde{w}(\nu_2^w)| + |\tilde{w}(\nu_6^w)|$  is numerically between  $0.013954T$  and  $0.013955T$ . Hence for  $S_1$ ,

$$\begin{aligned} \frac{2}{T} \sum_{l=0}^{\infty} \sup_{|\nu| \geq \frac{2}{T} + \frac{4}{T}l} |\tilde{w}(\nu)| &< \frac{2}{T} \left\{ 0.013955T + \sum_{l=2}^{100} \frac{T/(2\pi)}{T\nu_{2+4l}^{wL} \{(T\nu_{2+4l}^{wL})^2 - 1\}} + \sum_{l=101}^{\infty} \frac{T/(2\pi)}{(2+4l)^3} \right\} \\ &= 2 \left\{ 0.013955 + \sum_{l=2}^{100} \frac{1/(2\pi)}{T\nu_{2+4l}^{wL} \{(T\nu_{2+4l}^{wL})^2 - 1\}} - \frac{\psi^{(2)}(203/2)}{256\pi} \right\} \\ &< 0.02844, \end{aligned}$$

where the tail is bounded using the polygamma function  $\psi^{(2)}(z)$  of order 2. The corresponding lower estimate is

$$\begin{aligned} \frac{2}{T} \sum_{l=0}^{\infty} \sup_{|\nu| \geq \frac{2}{T} + \frac{4}{T}l} |\tilde{w}(\nu)| &> \frac{2}{T} \left\{ 0.013954T + \sum_{l=2}^{100} \frac{T/\{2\pi(2+4l+\frac{1}{2})\}}{(2+4l+\frac{1}{2})^2 - 1} \right\} \\ &> 0.02843. \end{aligned}$$

The tail sum  $S_2$  can be estimated in the same manner. To derive the remaining bounds stated in the lemma, define

$$W(\nu) = \frac{1/(2\pi)}{|T\nu| \{(T\nu)^2 - 1\}}$$

so that  $|\tilde{w}(\nu)|/T \leq W(\nu)$  for  $|\nu| > 1/T$ . If  $\nu \in (\nu_k^\lambda - \frac{2}{T}, \nu_k^\lambda + \frac{2}{T})$  then  $|\nu - \nu_l^\lambda| > m_{k,l} \frac{g(T)}{T} - \frac{2}{T}$  for some integer  $m_{k,l} \geq 1$  under A1. Hence

$$\frac{1}{T} \sum_{l \neq k} |\tilde{w}(\nu - \nu_l^\lambda)| < 2 \sum_{m=1}^{\infty} W\left(\frac{mg(T) - 2}{T}\right).$$

Bearing in mind that  $g(T) \geq 4$ ,

$$\begin{aligned} (mg(T) - 2)\{(mg(T) - 2)^2 - 1\} &= g(T)^3 \left(m - \frac{1}{g(T)}\right) \left(m - \frac{2}{g(T)}\right) \left(m - \frac{3}{g(T)}\right) \\ &\geq g(T)^3 \left(m - \frac{1}{4}\right) \left(m - \frac{2}{4}\right) \left(m - \frac{3}{4}\right). \end{aligned}$$

Therefore

$$\frac{1}{T} \sum_{l \neq k} |\tilde{w}(\nu - \nu_l^\lambda)| < \frac{1/\pi}{g(T)^3} \sum_{m=1}^{\infty} \frac{1}{\left(m - \frac{1}{4}\right) \left(m - \frac{2}{4}\right) \left(m - \frac{3}{4}\right)} = \frac{16 \log 2}{\pi g(T)^3} < \frac{4}{g(T)^3}.$$

The bound on the sum of the derivatives follows from some algebra showing that  $|\tilde{w}'(\nu - \nu_l^\lambda)|/T < (2\pi + 11/6)T \cdot W(\nu - \nu_l^\lambda)$ .  $\square$

**Proof of Lemma 2.** Lemma 8 below is required for the proof of Lemma 2. It gives a concentration bound for weighted sums of Poisson process increments using standard results for sub-exponential variables.

**Lemma 8.** *Suppose  $\{Z_j\}_{j=0}^{L-1}$  are independent and centred Poisson random variables with rates  $\left\{\Lambda\left(\frac{(j+1)T}{L}\right) - \Lambda\left(\frac{jT}{L}\right)\right\}_j$ , and let the constants  $a_j$  satisfy  $\max_j |a_j| \leq 1$ . Then for  $z > 0$ ,*

$$\mathbb{P}\left(\sum_{j=0}^{L-1} a_j Z_j \geq z\right) \leq \exp\left\{-\min\left(\frac{z^2}{4\Lambda(T)}, \frac{z}{2}\right)\right\}$$

and

$$\mathbb{P}\left(\left|\sum_{j=0}^{L-1} a_j Z_j\right| \geq z\right) \leq 2 \exp\left\{-\min\left(\frac{z^2}{4\Lambda(T)}, \frac{z}{2}\right)\right\}.$$

*Proof.* Recall that for a centred Poisson random variable  $Z$  with rate  $\mu$

$$\mathbb{E} \exp(sZ) = \exp\{\mu(e^s - 1 - s)\},$$

and that for  $s \leq 1$  we have

$$\exp(\mu(e^s - 1 - s)) \leq \exp(\mu s^2).$$

The claim is clear for  $s \leq 0$ . For  $s \in (0, 1]$  one can show that  $e^s - 1 - s - s^2/2 \leq s^2/2$  by comparing its power series to a dominating geometric sum. Furthermore note that  $sa_j \leq 1$  for any  $s \in (0, 1]$ , hence optimizing Chernoff's bound for  $\sum_j a_j Z_j$  within this range gives

$$\begin{aligned} \mathbb{P}\left(\sum_{j=0}^{L-1} a_j Z_j \geq z\right) &\leq \min_{0 < s \leq 1} \exp\left(s^2 \sum_{j=0}^{L-1} \left\{\Lambda\left(\frac{(j+1)T}{L}\right) - \Lambda\left(\frac{jT}{L}\right)\right\} a_j^2 - sz\right) \\ &\leq \min_{0 < s \leq 1} \exp\left(s^2 \sum_{j=0}^{L-1} \left\{\Lambda\left(\frac{(j+1)T}{L}\right) - \Lambda\left(\frac{jT}{L}\right)\right\} - sz\right) \\ &\leq \min_{0 < s \leq 1} \exp(s^2 \Lambda(T) - sz), \end{aligned}$$

with the minimizer being

$$s^* = \begin{cases} \frac{z}{2\Lambda(T)} & z \leq 2\Lambda(T) \\ 1 & \Lambda(T) - z < -z/2 \end{cases}.$$

□

We now prove Lemma 2.

*Proof.* Recall from (2.2) and (2.4) that  $\tilde{\varepsilon}^w(\nu) = \int_0^T e^{-2\pi i\nu t} w(t) d\{N(t) - \Lambda(t)\}$ . Partitioning  $[0, T]$  into  $L$  intervals each of width  $\Delta = T/L$ , we find that for  $\nu \in [0, B]$ ,

$$\begin{aligned} |\tilde{\varepsilon}^w(\nu)| &= \left| \sum_{j=0}^{L-1} \int_{j\Delta}^{(j+1)\Delta} e^{-2\pi i\nu t} w(t) d\{N(t) - \Lambda(t)\} \right| \\ &= \left| \sum_{j=0}^{L-1} e^{-2\pi i\nu j\Delta} \int_0^\Delta e^{-2\pi i\nu t} w(t + j\Delta) d\{N(t + j\Delta) - \Lambda(t + j\Delta)\} \right| \\ &\leq \sum_{j=0}^{L-1} \int_0^\Delta |e^{-2\pi i\nu t} w(t + j\Delta) - w(j\Delta)| d\{N(t + j\Delta) + \Lambda(t + j\Delta)\} \\ &\quad + \left| \sum_{j=0}^{L-1} e^{-2\pi i\nu j\Delta} w(j\Delta) [N((j+1)\Delta) - N(j\Delta) - \{\Lambda((j+1)\Delta) - \Lambda(j\Delta)\}] \right| \\ &\leq \Delta \left( 2\pi B + \sup_{t \in (0, T)} |w'(t)| \right) \{N(T) + \Lambda(T)\} + \left| \sum_{j=0}^{L-1} e^{-2\pi i\nu j\Delta} w(j\Delta) Z_j \right| \end{aligned}$$

where  $\{Z_j\}$  are independent and centred Poisson random variables with rates  $\mu_j = \Lambda((j+1)\Delta) - \Lambda(j\Delta)$ . By rewriting  $N(T) + \Lambda(T) = 2\Lambda(T) + \{N(T) - \Lambda(T)\}$ , it follows from Lemma 8 in the appendix that the first term above exceeds

$$(6.4) \quad \Delta \left( 2\pi B + \sup_{t \in (0, T)} |w'(t)| \right) (2\Lambda(T) + z_1)$$

with probability less than  $\exp\left\{-\min\left(\frac{z_1^2}{4\Lambda(T)}, \frac{z_1}{2}\right)\right\}$ . To control the supremum over  $\nu \in [0, B]$  of the last term in (6.3), we express it in the dual norm terminology of [4]:

$$\|wZ\|_{\mathcal{A}}^* = \sup_{f \in [0, B\Delta]} \left| \sum_{j=0}^{L-1} w(j\Delta) Z_j e^{-2\pi i j f} \right|.$$

According to Appendix C of [4] the dual norm and its approximation

$$\|wZ\|_{\mathcal{A}_K}^* = \max_{f \in \{0, \frac{B\Delta}{K}, \dots, \frac{(K-1)B\Delta}{K}\}} \left| \sum_{j=0}^{L-1} w(j\Delta) Z_j e^{-2\pi i j f} \right|$$

are equivalent:

$$\|wZ\|_{\mathcal{A}_K}^* \leq \|wZ\|_{\mathcal{A}}^* \leq \left(1 - \frac{2\pi LB\Delta}{K}\right)^{-1} \|wZ\|_{\mathcal{A}_K}^* = \left(1 - \frac{2\pi BT}{K}\right)^{-1} \|wZ\|_{\mathcal{A}_K}^*.$$

Therefore, to bound  $\|wZ\|_{\mathcal{A}}^*$ , note that

$$\begin{aligned} \|wZ\|_{\mathcal{A}_K}^* &\leq \max_{f \in \{0, \frac{B\Delta}{K}, \dots, \frac{(K-1)B\Delta}{K}\}} \left( \left| \sum_{j=0}^{L-1} w(j\Delta) \cos(2\pi j f) Z_j \right| + \left| \sum_{j=0}^{L-1} w(j\Delta) \sin(2\pi j f) Z_j \right| \right) \\ &= \max_{f \in \{0, \frac{B\Delta}{K}, \dots, \frac{(K-1)B\Delta}{K}\}} (|U_f| + |V_f|). \end{aligned}$$

Increase  $B$  if necessary so that  $K = 2\gamma\pi BT$  is an integer, so  
(6.5)

$$\begin{aligned} \mathbb{P}(\|wZ\|_{\mathcal{A}}^* \geq z_2) &\leq \mathbb{P}\left(\|wZ\|_{\mathcal{A}_K}^* \geq \frac{\gamma-1}{\gamma} z_2\right) \\ &\leq \mathbb{P}\left(\max_{f \in \{0, \frac{B\Delta}{K}, \dots, \frac{(K-1)B\Delta}{K}\}} (|U_f| + |V_f|) \geq \frac{\gamma-1}{\gamma} z_2\right) \\ &\leq K \max_{f \in \{0, \frac{B\Delta}{K}, \dots, \frac{(K-1)B\Delta}{K}\}} \mathbb{P}\left(|U_f| + |V_f| \geq \frac{\gamma-1}{\gamma} z_2\right) \\ &\leq K \max_{f \in \{0, \frac{B\Delta}{K}, \dots, \frac{(K-1)B\Delta}{K}\}} \left\{ \mathbb{P}\left(|U_f| \geq \frac{\gamma-1}{2\gamma} z_2\right) + \mathbb{P}\left(|V_f| \geq \frac{\gamma-1}{2\gamma} z_2\right) \right\} \\ &\leq 2\gamma\pi BT \cdot 4 \exp\left[-\min\left\{\left(\frac{\gamma-1}{4\gamma\Lambda(T)^{1/2}} z_2\right)^2, \frac{\gamma-1}{4\gamma} z_2\right\}\right], \end{aligned}$$

where the third inequality follows from the union bound and the fourth one from  $\{|U_f| + |V_f| \geq z_2/2\} \subseteq \{|U_f| \geq z_2/4\} \cup \{|V_f| \geq z_2/4\}$ . The last inequality follows from Lemma 8.

Substituting the bounds (6.4) and (6.5) into (6.3) reveals that

$$\sup_{\nu \in [0, B]} |\tilde{\varepsilon}^w(\nu)| < \Delta \left( 2\pi B + \sup_{t \in (0, T)} |w'(t)| \right) (2\Lambda(T) + z_1) + z_2$$

with probability at least

$$1 - \exp\left\{-\min\left(\frac{z_1^2}{4\Lambda(T)}, \frac{z_1}{2}\right)\right\} - 8\gamma\pi BT \exp\left[-\min\left\{\left(\frac{\gamma-1}{4\gamma\Lambda(T)^{1/2}} z_2\right)^2, \frac{\gamma-1}{4\gamma} z_2\right\}\right].$$

Since this holds for arbitrary  $\Delta > 0$ , setting  $z_2 = 4\alpha(\Lambda(T) \log T)^{1/2}$  gives

$$\sup_{\nu \in [0, B]} \frac{|\tilde{\varepsilon}^w(\nu)|}{T} < 4\alpha \left( \bar{\Lambda}_T \frac{\log T}{T} \right)^{1/2}$$

with probability at least

$$1 - 8\gamma\pi B \left[ 1/T^{(\frac{\gamma-1}{\gamma}\alpha)^2 - 1} - T \exp\left\{-(\Lambda(T) \log T)^{1/2}\right\} \right].$$

Finally, it is easy to show using Chernoff's bound that

$$\mathbb{P}\left(1 - \beta < \frac{N(T)}{\Lambda(T)} < 1 + \beta\right) \geq 1 - e^{-\Lambda(T)\beta^2/2} - e^{-\Lambda(T)\beta^2/4} \geq 1 - 2e^{-\Lambda(T)\beta^2/4}.$$

□

**Proof of Proposition 3.** The proof requires the use of two results. First, it is easy to show for the Hann window that

$$(6.6) \quad \frac{1}{2} \left\{ 1 - \frac{3}{2}(T\nu)^2 \right\} \leq \frac{|\tilde{w}(\nu)|}{T} \leq \frac{1}{2} \left\{ 1 - \frac{1}{4}(T\nu)^2 \right\}.$$

Second, under the setting of Lemma 2,

$$(6.7) \quad \sup_{\nu \in [0, B]} \frac{|(\tilde{\varepsilon}^w)'(\nu)|}{T} < 8\pi\alpha\bar{\Lambda}_T^{1/2}(T \log T)^{1/2}.$$

To see this, note that  $|(\tilde{\varepsilon}^w)'(\nu)| = 2\pi T \left| \int_0^T e^{-2\pi i\nu t} \{tw(t)/T\} d\{N(t) - \Lambda(t)\} \right|$ . The window  $v(t) = tw(t)/T$  satisfies  $\sup_{t \in [0, T]} v(t) \leq 1$  and  $\sup_{t \in [0, T]} v'(t) < \infty$  under the conditions in the lemma. Hence (6.7) follows from applying Lemma 2.

*Proof of proposition.* That  $\|\nu^\lambda - \hat{\nu}\|_\infty < 2/T$  with high probability is clear from the development of section 3. We will use this as the starting point for obtaining a sharper bound in the region  $\epsilon(T) \leq 87/40$ .

By a unitary renormalization of  $H(\nu)$  and a time shift, we may assume that  $c_k^\lambda$  is real and positive and that  $\tilde{w}(\nu) = \frac{T \operatorname{sinc}(T\nu)}{2(1-(T\nu)^2)}$ . Rewrite (2.4) as

$$\begin{aligned} H(\nu) &= \frac{c_k^\lambda}{T} \tilde{w}(\nu - \nu_k^\lambda) + \frac{1}{T} \sum_{l \neq k} c_l^\lambda \tilde{w}(\nu - \nu_l^\lambda) + \frac{\tilde{\varepsilon}^w(\nu)}{T} \\ &= \frac{c_k^\lambda}{T} \tilde{w}(\nu - \nu_k^\lambda) + \eta_k(\nu). \end{aligned}$$

By the local optimality of  $\hat{\nu}_k$ ,

$$(6.8) \quad \begin{aligned} 0 &\leq |H(\hat{\nu}_k)| - |H(\nu_k^\lambda)| \\ &= \left| c_k^\lambda \frac{\tilde{w}(\hat{\nu}_k - \nu_k^\lambda)}{T} + \eta_k(\hat{\nu}_k) \right| - \left| \frac{c_k^\lambda}{2} + \eta_k(\nu_k^\lambda) \right|, \end{aligned}$$

so combining this with the right hand side of (6.6) yields

$$(6.9) \quad \frac{c_k^\lambda}{8} \{T(\hat{\nu}_k - \nu_k^\lambda)\}^2 \leq \frac{c_k^\lambda}{2} - \left| c_k^\lambda \frac{\tilde{w}(\hat{\nu}_k - \nu_k^\lambda)}{T} \right| \leq 2 \sup_{\nu: |\nu - \nu_k^\lambda| < \frac{2}{T}} |\eta_k(\nu)|.$$

Returning to (6.8), an application of the mean value theorem to  $\eta_k(\hat{\nu}_k)$  yields

$$0 \leq \left| c_k^\lambda \frac{\tilde{w}(\hat{\nu}_k - \nu_k^\lambda)}{T} + \eta_k(\nu_k^\lambda) \right| + |\eta_k'(s_1)| \cdot |\hat{\nu}_k - \nu_k^\lambda| - \left| \frac{c_k^\lambda}{2} + \eta_k(\nu_k^\lambda) \right|$$

for some  $s_1$  between  $\hat{\nu}_k$  and  $\nu_k^\lambda$ . Since  $\tilde{w}(\hat{\nu}_k - \nu_k^\lambda)$  is assumed to be real-valued, another application of the mean value theorem to  $x \mapsto |x + iy|$  for  $y$  fixed gives

$$(6.10) \quad \begin{aligned} 0 &\leq \left| c_k^\lambda \frac{\tilde{w}(\hat{\nu}_k - \nu_k^\lambda)}{T} - \frac{c_k^\lambda}{2} + \frac{c_k^\lambda}{2} + \eta_k(\nu_k^\lambda) \right| + |\eta_k'(s_1)| \cdot |\hat{\nu}_k - \nu_k^\lambda| - \left| \frac{c_k^\lambda}{2} + \eta_k(\nu_k^\lambda) \right| \\ &= \frac{\operatorname{Re} \{s_2 + \eta_k(\nu_k^\lambda)\}}{|s_2 + \eta_k(\nu_k^\lambda)|} \left( \frac{\tilde{w}(\hat{\nu}_k - \nu_k^\lambda)}{T} - \frac{1}{2} \right) c_k^\lambda + |\eta_k'(s_1)| \cdot |\hat{\nu}_k - \nu_k^\lambda| \end{aligned}$$

for some  $\frac{c_k^\lambda}{T} \tilde{w}(\hat{\nu}_k - \nu_k^\lambda) < s_2 < \frac{c_k^\lambda}{2}$ . In view of the left hand side of (6.6) as well as (6.9),  $s_2 > \frac{c_k^\lambda}{2} - 12 \sup_{\nu: |\nu - \nu_k^\lambda| < \frac{2}{T}} |\eta_k(\nu)|$ . Furthermore, Lemmas 1 and 2 imply that

$$\sup_{\nu: |\nu - \nu_k^\lambda| < \frac{2}{T}} |\eta_k(\nu)| < 4 \left( \|c^\lambda\|_\infty + \alpha \bar{\Lambda}_T^{1/2} \right) \max \left\{ \frac{1}{g(T)^3}, \left( \frac{\log T}{T} \right)^{1/2} \right\} \leq \frac{c_k^\lambda}{40},$$

where the last inequality comes from  $\epsilon(T) \leq 87/40$ . Since  $\frac{1}{T} \tilde{w}(\hat{\nu}_k - \nu_k^\lambda) - \frac{1}{2} \leq 0$ , we desire a lower bound for  $\frac{\operatorname{Re}\{s_2 + \eta_k(\nu_k^\lambda)\}}{|s_2 + \eta_k(\nu_k^\lambda)|}$  in (6.10). Putting the bounds for  $s_2$  and  $|\eta_k(\nu)|$  into (6.10) yields

$$\begin{aligned} 0 &< \frac{\frac{c_k^\lambda}{2} - 11 \sup_\nu |\eta_k(\nu)|}{\frac{c_k^\lambda}{2} + \sup_\nu |\eta_k(\nu)|} \left( \frac{\tilde{w}(\hat{\nu}_k - \nu_k^\lambda)}{T} - \frac{1}{2} \right) c_k^\lambda + |\eta'_k(s_1)| \cdot |\hat{\nu}_k - \nu_k^\lambda| \\ &\leq \frac{c_k^\lambda}{3} \left( \frac{\tilde{w}(\hat{\nu}_k - \nu_k^\lambda)}{T} - \frac{1}{2} \right) + |\eta'_k(s_1)| \cdot |\hat{\nu}_k - \nu_k^\lambda|, \end{aligned}$$

which when combined with the right hand side of (6.6) gives  $|\hat{\nu}_k - \nu_k^\lambda| < \frac{24}{c_k^\lambda T^2} |\eta'_k(s_1)|$ . The derivative can be bounded using Lemma 1 and (6.7):

$$\begin{aligned} |\hat{\nu}_k - \nu_k^\lambda| &< \frac{24}{c_k^\lambda T^2} \left\{ \|c^\lambda\|_\infty \frac{29T}{g(T)^3} + 8\pi\alpha \bar{\Lambda}_T^{1/2} (T \log T)^{1/2} \right\} \\ &< \frac{2}{T} \cdot 348 \frac{\|c^\lambda\|_\infty + \alpha \bar{\Lambda}_T^{1/2}}{\min_k |c_k^\lambda|} \max \left\{ \frac{1}{g(T)^3}, \left( \frac{\log T}{T} \right)^{1/2} \right\}. \end{aligned}$$

□

### Proof of Corollary 5.

*Proof.* Specializing (3.2) and (3.3) to the Hann window gives

$$0.49535 \|c^\lambda\|_\infty - \frac{\sup_\nu |\tilde{\varepsilon}^w(\nu)|}{T} \leq \sup_\nu |H(\nu)| \leq 0.51655 \|c^\lambda\|_\infty + \frac{\sup_\nu |\tilde{\varepsilon}^w(\nu)|}{T},$$

which will be used throughout to bound  $\sup_{\nu \in [0, B]} |H(\nu)|$  in terms of  $\|c^\lambda\|_\infty$  and vice versa. In addition, Lemma 2 shows that with the stated probability the spectral noise level is controlled by

$$\begin{aligned} \sup_\nu \frac{|\tilde{\varepsilon}^w(\nu)|}{T} &< \frac{4\alpha \bar{\Lambda}_T^{1/2}}{(1-\beta)^{1/2}} \left( \frac{\log T}{T} \right)^{1/2} < 4\alpha \left( \frac{1+\beta}{1-\beta} \cdot \frac{\bar{\Lambda}_T \log T}{T} \right)^{1/2} \\ &\leq \frac{120\xi}{28+25\xi} \|c^\lambda\|_\infty < \frac{0.48345\xi}{1.1174+\xi} \|c^\lambda\|_\infty \\ &< \frac{50\xi}{53+50\xi} \times 0.49535 \|c^\lambda\|_\infty \\ &< \xi \|c^\lambda\|_\infty. \end{aligned}$$

When  $\nu$  is at least  $2/T$  away from the nearest  $\nu_k^\lambda$ , (3.4) tells us that

$$\begin{aligned}
|H(\nu)| &< 0.0574 \sup_{\nu} |H(\nu)| + 1.06 \frac{\sup_{\nu} |\tilde{\varepsilon}^w(\nu)|}{T} \\
&< 0.0574 \sup_{\nu} |H(\nu)| + 1.06 \cdot \frac{50\xi}{53 + 50\xi} \times 0.49535 \|c^\lambda\|_\infty \\
&\leq 0.0574 \sup_{\nu} |H(\nu)| + 1.06 \cdot \frac{50\xi}{53 + 50\xi} \left( \sup_{\nu} |H(\nu)| + \frac{\sup_{\nu} |\tilde{\varepsilon}^w(\nu)|}{T} \right) \\
&< 0.0574 \sup_{\nu} |H(\nu)| + \left\{ 1.06 \sum_{m=1}^{\infty} \left( \frac{50\xi}{53 + 50\xi} \right)^m \right\} \sup_{\nu} |H(\nu)| \\
&= (0.0574 + \xi) \sup_{\nu} |H(\nu)| < \tau_\xi.
\end{aligned}$$

Hence, no spurious frequencies will be selected. To select the  $k$ -th frequency it suffices for  $|H(\nu_k^\lambda)| > \tau_\xi$ . Along the lines of deriving (3.5) we see that

$$\begin{aligned}
|H(\nu_k^\lambda)| &\geq \frac{1}{2} |c_k^\lambda| - 0.00465 \|c^\lambda\|_\infty - \frac{\sup_{\nu} |\tilde{\varepsilon}^w(\nu)|}{T} \\
&> \frac{1}{2} |c_k^\lambda| - (0.00465 + \xi) \|c^\lambda\|_\infty.
\end{aligned}$$

Furthermore

$$\begin{aligned}
\tau_\xi &\leq (0.0574 + \xi) \times 0.51655 \|c^\lambda\|_\infty + (0.0574 + \xi + 1.06) \frac{4\alpha \bar{N}_T^{1/2}}{(1 - \beta)^{1/2}} \left( \frac{\log T}{T} \right)^{1/2} \\
&< (0.02965 + 0.51655\xi) \|c^\lambda\|_\infty + 0.48345\xi \|c^\lambda\|_\infty \\
&= (0.02965 + \xi) \|c^\lambda\|_\infty,
\end{aligned}$$

so it follows from the strengthened version of A2 that  $|H(\nu_k^\lambda)| > \tau_\xi$  for all  $k$ , and we inherit the estimation precision of Proposition 3.  $\square$

**Proof of Proposition 6.** The following bound is needed in the proof below: For any frequency pair  $|\nu - \omega| < \kappa\epsilon(T)/T$ ,

$$(6.11) \quad \frac{1}{T} \left| \tilde{I}_{(0,T]}(\omega) - \tilde{I}_{(0,T]}(\nu) \right| < \kappa\pi\epsilon(T).$$

This follows from

$$\begin{aligned}
\frac{1}{T} \left| \tilde{I}_{(0,T]}(\omega) - \tilde{I}_{(0,T]}(\nu) \right| &= \frac{1}{T} \left| \int_0^T e^{-2\pi i\omega t} dt - \int_0^T e^{-2\pi i\nu t} dt \right| \\
&\leq \frac{1}{T} \int_0^T \left| e^{-2\pi i(\omega - \nu)t} - 1 \right| dt \\
&= \frac{2}{T} \int_0^T |\sin(\omega - \nu)\pi t| dt \\
&\leq \pi T |\omega - \nu| < \kappa\pi\epsilon(T),
\end{aligned}$$

where the inequality obtained from interchanging the modulus and integral is valid for complex-valued integrals. The second equality follows from  $|e^{-2\pi ix} - 1|^2 = 4\sin^2 \pi x$ , and the penultimate inequality from  $|\sin x| \leq |x|$ .



We will also need a matrix norm for the proof: When the collection of  $(p+1) \times (p+1)$  complex-valued matrices is equipped with the maximum row sum norm

$$\|A\| = \max_j \sum_k |A_{jk}| \implies \|Ac\|_\infty \leq \|A\| \|c\|_\infty,$$

it becomes a Banach algebra because  $\|\cdot\|$  is submultiplicative. Hence the resolvent  $(I+A)^{-1}$  admits the expansion  $\sum_{m=0}^{\infty} (-A)^m$  for  $\|A\| < 1$  (Theorem 18.3 of [18]). Thus an invertible matrix  $\Gamma$  remains invertible when perturbed by an error  $D$  with norm smaller than  $1/\|\Gamma^{-1}\|$ :

$$(6.12) \quad \|(\Gamma + D)^{-1}\| \leq \frac{\|\Gamma^{-1}\|}{1 - \|\Gamma^{-1}\| \|D\|}.$$

*Proof of proposition.* Under Proposition 3 we have  $\|\nu^\lambda - \hat{\nu}\|_\infty < 2\epsilon(T)/T$ , hence (6.11) implies that

$$|\Gamma_{jk} - \hat{\Gamma}_{jk}| \leq \frac{1}{T} \left| \tilde{I}_{(0,T]}(\nu_j^\lambda - \nu_k^\lambda) - \tilde{I}_{(0,T]}(\hat{\nu}_j - \hat{\nu}_k) \right| < 4\pi\epsilon(T),$$

so  $\|\Gamma - \hat{\Gamma}\| \rightarrow 0$  and result i) follows from (6.12). Henceforth we will assume that  $\|\hat{\Gamma}^{-1}\|$  exists.

Next, observe that  $y_j = \frac{1}{T} \int_0^T e^{-2\pi i \hat{\nu}_j t} dN(t)$  is the value of the periodogram (2.4) at  $\nu = \hat{\nu}_j$  when the rectangle window is used, so

$$\begin{aligned} y_j &= \sum_{k=0}^p c_k^\lambda \frac{\tilde{I}_{(0,T]}(\hat{\nu}_j - \nu_k^\lambda)}{T} + \frac{\tilde{\varepsilon}^{I(0,T]}(\hat{\nu}_j)}{T} \\ &= \sum_{k=0}^p c_k^\lambda \frac{\tilde{I}_{(0,T]}(\hat{\nu}_j - \hat{\nu}_k)}{T} + \frac{\tilde{\varepsilon}^{I(0,T]}(\hat{\nu}_j)}{T} \\ &\quad + \sum_{k=0}^p c_k^\lambda \frac{\tilde{I}_{(0,T]}(\hat{\nu}_j - \nu_k^\lambda) - \tilde{I}_{(0,T]}(\hat{\nu}_j - \hat{\nu}_k)}{T} \\ &= (\hat{\Gamma}c^\lambda)_j + (Ec^\lambda)_j + \eta_j, \end{aligned}$$

where  $\eta$  is a vector whose  $j$ -th entry is  $\tilde{\varepsilon}^{I(0,T]}(\hat{\nu}_j)/T$ , and  $E$  is a matrix with  $(j, k)$ -entry  $\frac{1}{T} \{\tilde{I}_{(0,T]}(\hat{\nu}_j - \nu_k^\lambda) - \tilde{I}_{(0,T]}(\hat{\nu}_j - \hat{\nu}_k)\}$ . It follows from (6.11) that  $|E_{jk}| < 2\pi\epsilon(T)$ . Furthermore, since the rectangle window satisfies the conditions in Lemma 2,

$$\begin{aligned} \|\hat{c} - c^\lambda\|_\infty &= \left\| \hat{\Gamma}^{-1}(\hat{\Gamma}c^\lambda + Ec^\lambda + \eta) - c^\lambda \right\|_\infty \\ &\leq \|\hat{\Gamma}^{-1}\| \cdot \|Ec^\lambda + \eta\|_\infty \\ &< \|\hat{\Gamma}^{-1}\| \left\{ 2\pi \|c^\lambda\|_1 \epsilon(T) + 4\alpha \bar{\Lambda}_T^{1/2} \left( \frac{\log T}{T} \right)^{1/2} \right\}. \end{aligned}$$

To complete the derivation of result ii), note that  $\bar{\Lambda}_T \leq \frac{1}{T} \int_0^T |\lambda(u)| du \leq \|c^\lambda\|_1 \leq \max(\|c^\lambda\|_1, 1)^2$  and  $(\log T/T)^{1/2} < \epsilon(T)$ .  $\square$

#### REFERENCES

- [1] MS Bartlett. The spectral analysis of point processes. *J R Statist. Soc. B*, pages 264–296, 1963.

- [2] M Bebbington and R Zitikis. A robust heuristic estimator for the period of a Poisson intensity function. *Methodol. Comput. Appl. Probab.*, 6(4):441–462, 2004.
- [3] E Belitser, P Serra, and H van Zanten. Estimating the period of a cyclic non-homogeneous Poisson process. *Scandinavian Journal of Statistics*, 40(2): 204–218, 2013.
- [4] BN Bhaskar, G Tang, and B Recht. Atomic norm denoising with applications to line spectral estimation. *IEEE Trans. Sig. Process.*, 61(23):5987–5999, 2013.
- [5] L Brown, T Cai, R Zhang, L Zhao, and H Zhou. The root–unroot algorithm for density estimation as implemented via wavelet block thresholding. *Probability theory and related fields*, 146(3-4):401–433, 2010.
- [6] EJ Candès and C Fernandez-Granda. Super-resolution from noisy data. *Journal of Fourier Analysis and Applications*, 19(6):1229–1254, 2013.
- [7] NY Chen, DKK Lee, and SN Negahban. Can real world arrival rates be modelled by sine waves? 2017.
- [8] DL Donoho and JM Johnstone. Ideal spatial adaptation by wavelet shrinkage. *Biometrika*, 81(3):425–455, 1994.
- [9] A Dutt and V Rokhlin. Fast Fourier transforms for nonequispaced data. *SIAM J. Sci. Comput.*, 14(6):1368–1393, 1993.
- [10] C Fernandez-Granda. Support detection in super-resolution. In *Proceedings of the 10th International Conference on Sampling Theory and Applications*, pages 145–148, 2013.
- [11] R Helmers and IW Mangku. On estimating the period of a cyclic Poisson process. *Mathematical Statistics and Applications: Festschrift for Constance van Eeden (eds Moore, Froda, Leger)*, IMS Beachwood, pages 345–356, 2003.
- [12] PAW Lewis. Remarks on the theory, computation and application of the spectral analysis of series of events. *Journal of Sound and Vibration*, 12(3):353–375, 1970.
- [13] TH Li. *Time series with mixed spectra*. CRC Press, 2014.
- [14] A Moitra. Super-resolution, extremal functions and the condition number of vandermonde matrices. In *Proceedings of the Forty-Seventh Annual ACM on Symposium on Theory of Computing*, pages 821–830. ACM, 2015.
- [15] A Osipov, V Rokhlin, and H Xiao. Prolate spheroidal wave functions of order zero. *Springer Ser. Appl. Math. Sci*, 187, 2013.
- [16] K Prabhu. *Window functions and their applications in signal processing*. CRC Press, 2013.
- [17] JA Rice and M Rosenblatt. On frequency estimation. *Biometrika*, 75(3): 477–484, 1988.
- [18] W Rudin. *Real and complex analysis*. McGraw-Hill, 1987.
- [19] N Shao. Modeling almost periodicity in point processes. 2010.
- [20] N Shao and KS Lii. Modelling non-homogeneous Poisson processes with almost periodic intensity functions. *J. R. Statist. Soc. B*, 73(1):99–122, 2011.
- [21] D Slepian and HO Pollak. Prolate spheroidal wave functions, Fourier analysis and uncertainty-I. *Bell System Technical Journal*, 40(1):43–63, 1961.
- [22] G Tang, BN Bhaskar, and B Recht. Near minimax line spectral estimation. *IEEE Trans. Inf. Theory*, 61(1):499–512, 2015.
- [23] D Vere-Jones. On the estimation of frequency in point-process data. *J. of Appl. Probab.*, pages 383–394, 1982.