

Critical properties of the eight-vertex model in a field

ROMAN KRČMÁR AND LADISLAV ŠAMAJ

Institute of Physics, Slovak Academy of Sciences, Dúbravská cesta 9, SK-845 11, Bratislava, Slovakia, EU

PACS 64.60.F- – Equilibrium properties near critical points, critical exponents

PACS 05.50.+q – Lattice theory and statistics

PACS 05.70.Jk – Critical point phenomena

Abstract –The general eight-vertex model on a square lattice is studied numerically by using the Corner Transfer Matrix Renormalization Group method. The method is tested on the symmetric (zero-field) version of the model, the obtained dependence of critical exponents on model’s parameters is in agreement with Baxter’s exact solution and weak universality is verified with a high accuracy. It was suggested longtime ago that the symmetric eight-vertex model is a special exceptional case and in the presence of external fields the eight-vertex model falls into the Ising universality class. We confirm numerically this conjecture in a subspace of vertex weights, except for two specific combinations of vertical and horizontal fields for which the system still exhibits weak universality.

Introduction. – The universality hypothesis states that for a statistical system with a given symmetry of microscopic state variables, critical exponents do not depend on model’s Hamiltonian parameters [1]. Historically, the first violation of the universality was observed in the symmetric (zero-field) eight-vertex model on the square lattice, whose critical exponents depend continuously on model’s parameters. Baxter solved the symmetric eight-vertex model by using the concept of commuting transfer matrices and the Yang-Baxter equation for the scattering matrix as the consistency condition [2–5]. This became a basis for generating and solving systematically integrable models within the “Quantum Inverse-Scattering method” [6, 7], see e.g. monographs [8, 9]. The next nonuniversal model, the Ashkin-Teller model [10–13], is in fact related to the eight-vertex model [14]. All these systems exhibit a “weak universality” as was proposed by Suzuki [15]: defining the singularities of statistical quantities near the critical point in terms of the inverse correlation length, rather than the temperature difference, the rescaled critical exponents are universal. The phenomenon of weak universality appears in many other physical systems, like interacting dimers [16], frustrated spins [17], quantum phase transitions [18] and so on. There are indications that both universality and weak universality are violated in the symmetric 16-vertex model on the 2D square and 3D diamond lattices [19, 20], Ising spin glasses [21], frustrated spin models [22], experimental measurements on composite materials

[23, 24], etc.

The general eight-vertex model on a square lattice can be formulated as an Ising model on the dual square lattice with (nearest-neighbour and diagonal) two-spin and (plaquette) four-spin interactions [25, 26]. The symmetric version of the eight-vertex model corresponds to two Ising models on two alternating sublattices, coupled with one another via plaquette couplings. Kadanoff and Wegner [26] suggested that the variation of critical indices is due to the special hidden symmetries of the zero-field eight-vertex model. If an external field is applied, they argued that the magnetic exponents should be constant and equivalent to those of the standard Ising model, see also monograph [5]. This conjecture was supported by renormalization group calculations [14, 27, 28].

Since the eight-vertex model in a field is non-integrable, the above conjecture about the Ising-type universality must be checked numerically. To our knowledge, no numerical test was done in the past, probably because of high demands on numerical precision. In this letter, in order to achieve a very high accuracy, we apply the Corner Transfer Matrix Renormalization Group (CTMRG) method, having its origin in the renormalization of the density matrix [29–32]. A subspace of vertex weights is chosen to ensure the symmetricity of the corner transfer matrix [5]. The CTMRG method is first tested on the zero-field version of the eight-vertex model, the obtained dependence of critical exponents on model’s parameters is in good agreement with Baxter’s

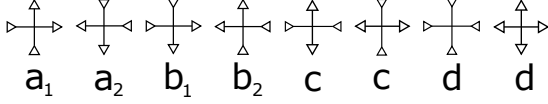


Fig. 1: Admissible configurations of the eight-vertex model.

exact solution and weak universality is verified. In the presence of external fields, the critical indices of the eight-vertex model turn out to be constant, equivalent to the Ising ones, except for two specific combinations of vertical and horizontal fields for which the system still exhibits weak universality with critical indices dependent on model's parameters.

Model. — In vertex models, local state variables are localized on the edges of a lattice. For each configuration of edge variables incident to a vertex, we associate a Boltzmann weight. For a given configuration of all edge states on the lattice, the contribution to the partition function is the product of all vertex Boltzmann weights. In the eight-vertex model on the square lattice, we have two-state arrow (dipole) edge variables. Each vertex satisfies the rule that only even number (i.e. 0, 2 or 4) of arrows point toward it. From among $2^4 = 16$ possible configurations 8 ones fulfill this rule, see Fig. 1. Denoting by E and E' vertical and horizontal electric fields, respectively, and by T the temperature (in units of $k_B = 1$), the corresponding Boltzmann weights can be expressed as

$$\begin{aligned} a_1 &= C \exp [-(\epsilon_a - E - E')/T], \\ a_2 &= C \exp [-(\epsilon_a + E + E')/T], \\ b_1 &= C \exp [-(\epsilon_b + E - E')/T], \\ b_2 &= C \exp [-(\epsilon_b - E + E')/T], \\ c &= C \exp (-\epsilon_c/T), \\ d &= C \exp (-\epsilon_d/T). \end{aligned} \quad (1)$$

Here, $\epsilon_a, \epsilon_b, \epsilon_c, \epsilon_d$ are energies invariant with respect to the reversal of all arrows incident to a vertex and the value of the constant C is irrelevant.

The eight-vertex model can be mapped into its Ising counterpart defined on the dual (also square) lattice [25, 26], when assigning $+1$ to the arrows \uparrow, \rightarrow and -1 to the opposite arrows \downarrow, \leftarrow . The Ising Hamiltonian can be written as $H = \sum_{\text{plaq}} H_{\text{plaq}}$, where each square plaquette Hamiltonian H_{plaq} involves interactions of four spins $\sigma_1, \sigma_2, \sigma_3, \sigma_4 = \pm 1$ as depicted in Fig. 2. Namely, we have horizontal nearest-neighbour interaction J_h between σ_1, σ_2 and σ_3, σ_4 , vertical nearest-neighbour interaction J_v between σ_1, σ_3 , and σ_2, σ_4 , diagonal interactions J between σ_1, σ_4 and J' between σ_2, σ_3 and finally four-spin interaction J'' between all spins $\sigma_1, \sigma_2, \sigma_3, \sigma_4$, i.e.

$$\begin{aligned} -H_{\text{plaq}} &= \frac{J_h}{2}(\sigma_1\sigma_2 + \sigma_3\sigma_4) + \frac{J_v}{2}(\sigma_1\sigma_3 + \sigma_2\sigma_4) \\ &\quad + J\sigma_1\sigma_4 + J'\sigma_2\sigma_3 + J''\sigma_1\sigma_2\sigma_3\sigma_4. \end{aligned} \quad (2)$$

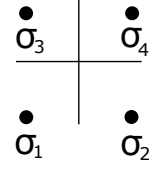


Fig. 2: Transformation from electric to magnetic Ising formulation.

Note that nearest-neighbour couplings J_h and J_v are shared by two plaquettes. In terms of the Ising couplings, the original Boltzmann weights are written as

$$\begin{aligned} a_1 &= C \exp [(J_h + J_v + J + J' + J'')/T], \\ a_2 &= C \exp [(-J_h - J_v + J + J' + J'')/T], \\ b_1 &= C \exp [(J_h - J_v - J - J' + J'')/T], \\ b_2 &= C \exp [(-J_h + J_v - J - J' + J'')/T], \\ c &= C \exp [(-J + J' - J'')/T], \\ d &= C \exp [(J - J' - J'')/T]. \end{aligned} \quad (3)$$

The symmetric eight-vertex model corresponds to the case with no electric fields, $E = E' = 0$. Comparing (1) with (3) we see that the horizontal and vertical nearest-neighbour Ising couplings vanish, $J_h = J_v = 0$. The system is thus composed of two alternating Ising sublattices, one with the two-spin coupling J and the other with J' , the interaction between the sublattices being provided exclusively by the plaquette four-spin interactions J'' . If $J'' = 0$, the system splits into two separated Ising lattices. The vertex weights (3) reduce themselves to

$$\begin{aligned} a_1 &= a_2 \equiv a, \quad a = C \exp [(J + J' + J'')/T], \\ b_1 &= b_2 \equiv b, \quad b = C \exp [(-J - J' + J'')/T], \\ c &= C \exp [(-J + J' - J'')/T], \\ d &= C \exp [(J - J' - J'')/T]. \end{aligned} \quad (4)$$

The symmetric eight-vertex model has five phases [5]. We shall concentrate on the ferroelectric-A phase, defined by the inequality $a > b + c + d$, and the disordered phase, defined by $a, b, c, d < (a + b + c + d)/2$. The second-order transition between these phases takes place at the hypersurface

$$a_c = b_c + c_c + d_c, \quad (5)$$

where c -subscript means evaluated at the critical temperature T_c . In the special case $J'' = 0$ and $J' = J$, the relation (5) implies the well known critical condition for the Ising model $2J/T_c = \ln(1 + \sqrt{2})$. Within the framework of the Ising representation, the magnetic critical exponents α, β, γ and ν , which describe the singular dependence of statistical quantities on the small temperature difference $\Delta T = T_c - T$, are expressible in terms of the auxiliary parameter

$$\mu = 2 \arctan \left(\sqrt{\frac{a_c b_c}{c_c d_c}} \right) = 2 \arctan \left(e^{2J''/T_c} \right) \quad (6)$$

as follows [5]

$$\alpha = 2 - \frac{\pi}{\mu}, \quad \beta = \frac{\pi}{16\mu}, \quad \gamma = \frac{7\pi}{8\mu}, \quad \nu = \frac{\pi}{2\mu}. \quad (7)$$

If $J'' = 0$, we have $\mu = \pi/2$ and Eq. (7) gives the standard 2D Ising indices

$$\alpha_I = 0, \quad \beta_I = \frac{1}{8}, \quad \gamma_I = \frac{7}{4}, \quad \nu_I = 1. \quad (8)$$

Suzuki [15] proposed to express the singular behaviour of statistical quantities close to the critical point in terms of the inverse correlation length $\xi^{-1} \propto (T_c - T)^\nu$ ($T \rightarrow T_c^-$), instead of the temperature difference $T_c - T$. The new (rescaled) critical exponents

$$\hat{\phi} \equiv \frac{2 - \alpha}{\nu} = 2, \quad \hat{\beta} \equiv \frac{\beta}{\nu} = \frac{1}{8}, \quad \hat{\gamma} \equiv \frac{\gamma}{\nu} = \frac{7}{4} \quad (9)$$

become universal and belong to the Ising universality class. The remaining two exponents δ and η , defined just at the critical point, are constant and have their 2D Ising values

$$\delta = 15, \quad \eta = \frac{1}{4}. \quad (10)$$

The phenomenon is known as “weak universality”.

Method. – The CTMRG method [33,34] is based on Baxter’s corner transfer matrices [5]. Each quadrant of the square lattice with dimension $L \times L$ is represented by one corner matrix C and the partition function $\mathcal{Z} = \text{Tr } C^4$. The density matrix is defined by $\rho = C^4$, so that $\mathcal{Z} = \text{Tr } \rho$. The number of degrees of freedom grows exponentially with L and the density matrix is used in the process of their reduction. Namely, degrees of freedom are iteratively projected to the space generated by the eigenvectors of the density matrix with largest eigenvalues. Dimension of the truncated space is denoted by the D ; the larger the value of D taken, the better precision of the results is attained. The fixed boundary conditions are used, each spin at the boundary is set to value $\sigma = -1$. This choice ensures a quicker convergence of the method in the ordered phase.

From a technical point of view, it is important that the density matrix ρ be symmetric. It turns out that the symmetricity of ρ is ensured by the condition

$$c = d, \quad (11)$$

which corresponds, in the Ising representation (3), to the constraint $J = J'$. The subspace of vertex weights (11) involves both cases without and with external fields. This is why the restriction (11), considered throughout the whole work, does not prevent us from studying the effect of fields on critical properties of the eight-vertex model. We shall focus on the critical exponents ν , η , β and the central charge c .

The critical exponent ν can be obtained from the dependence of the internal energy U on the linear size of the system L at the critical point [35],

$$U(L) - U(\infty) \sim L^{1/\nu-2}, \quad T = T_c. \quad (12)$$

The effective (i.e. L -dependent) exponent ν_{eff} is calculated as the logarithmic derivative of the internal energy as follows

$$\nu_{\text{eff}} = \left[3 + \frac{\partial}{\partial \ln L} \ln \left(\frac{\partial U}{\partial L} \right) \right]^{-1}. \quad (13)$$

If $T \neq T_c$, the plot $\nu_{\text{eff}}(L)$ either goes quickly to 0 or diverges as L increases. This means that we can determine the critical temperature T_c from the requirement

$$\lim_{L \rightarrow \infty} \nu_{\text{eff}}(L) \rightarrow \nu, \quad (14)$$

where $0 < \nu < \infty$ is the critical exponent we are looking for.

The critical index η can be deduced from the L -dependence of the magnetization $M = \langle \sigma \rangle$ at the critical point [35],

$$M \sim L^{-\eta/2}, \quad T = T_c. \quad (15)$$

The effective exponent η_{eff} is calculated as a logarithmic derivative of magnetization

$$\eta_{\text{eff}} = -2 \frac{\partial \ln(M)}{\partial \ln(L)}. \quad (16)$$

As before, $\eta = \lim_{L \rightarrow \infty} \eta_{\text{eff}}(L)$.

To calculate the critical exponent β , we make use of the T -dependence of the spontaneous magnetization M close to the critical temperature T_c :

$$M \propto (T_c - T)^\beta \quad \text{as } T \rightarrow T_c^-. \quad (17)$$

The critical exponent β is extracted via the logarithmic derivative

$$\beta_{\text{eff}} = \frac{\partial \ln(M)}{\partial \ln(T_c - T)}. \quad (18)$$

In general, β_{eff} as a function of T has one extreme (maximum) at T^* , decays slowly for $T < T^*$ and drops abruptly for $T^* < T < T_c$, since the CTMRG method is inaccurate close to T_c . This is why we take as the critical index β the maximal value of β_{eff} , $\beta = \beta_{\text{eff}}(T^*)$.

Another important quantity is the von Neumann entropy, defined by

$$S_N = -\text{Tr } \rho \ln \rho. \quad (19)$$

Close to a critical point, it behaves as [36,37]

$$S_N \sim \frac{c}{6} \ln \xi, \quad (20)$$

where c is the central charge. Consequently, S_N has a logarithmic divergence at the critical point. We ignore this alternative way of determining T_c since the previous determination of T_c via the stability condition (14) with a finite value of ν requires less computation and leads to more accurate results. At the critical point, S_N grows with the system size L as follows

$$S_N \sim \frac{c}{6} \ln L, \quad T = T_c. \quad (21)$$

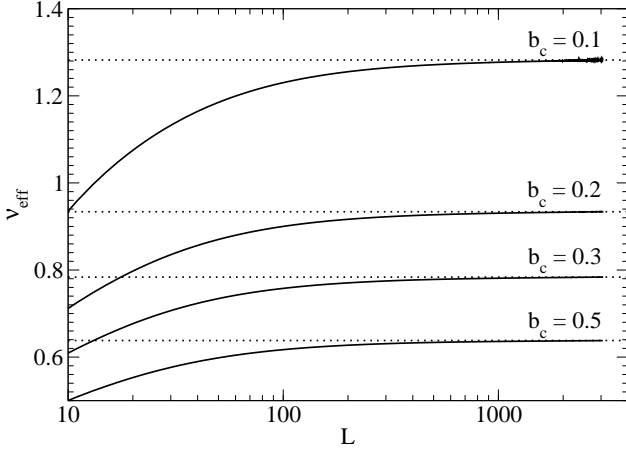


Fig. 3: The symmetric eight-vertex model: The dependence of the effective critical index ν_{eff} on the system size L , for four values of the critical vertex weight $b_c = 0.1, 0.2, 0.3$ and 0.5 . As L increases, ν_{eff} tends to the Baxter's exact value of ν represented by dotted line. $D = 1000$.

The effective central charge is given by

$$c_{\text{eff}} = 6 \frac{\partial S_N}{\partial \ln L} \quad (22)$$

and the central charge $c = \lim_{L \rightarrow \infty} c_{\text{eff}}(L)$. We recall that $c = 1/2$ for the universal Ising model and $c = 1$ for the weakly universal symmetric eight-vertex model [5].

Test on the symmetric eight-vertex model. — We first test the CTMRG method on the exactly solved symmetric eight-vertex model with vertex weights (4), $c = d$. Baxter's critical exponents are given by Eqs. (6) and (7). We parametrize the vertex weights in such a way that on the critical hypersurface (5) one has

$$a_c = 1 \quad (\epsilon_a = 0), \quad c_c = \frac{1 - b_c}{2}. \quad (23)$$

The value of the critical temperature is fixed to $T_c = 1$.

For four values of the critical vertex weight $b_c = 0.1, 0.2, 0.3$ and 0.5 , the numerical results for the effective critical index ν_{eff} as a function of the system size L are pictured in Fig. 3; hereinafter, the L -dependence of an effective critical index will be set in the logarithmic scale. It is seen that as L increases ν_{eff} tends to the Baxter's exact value of ν (horizontal dotted line).

The effective exponent β_{eff} is first plotted as a function of the distance from the critical temperature $\Delta T \equiv T_c - T$ for one fixed value of the critical vertex weight $b_c = 0.3$ in Fig. 4. As the dimension of the truncated space of the density matrix D increases from 50 up to 200, the maximum of the $\beta_{\text{eff}}(\Delta T)$ plot approaches systematically to the Baxter exact result for β , represented by solid lines.

For the fixed truncation order $D = 200$ and four values of the critical vertex weight $b_c = 0.1, 0.2, 0.3, 0.5$, the effective exponent β_{eff} as a function of ΔT is plotted in Fig. 5. The maxima of the $\beta_{\text{eff}}(\Delta T)$ plots are close to the

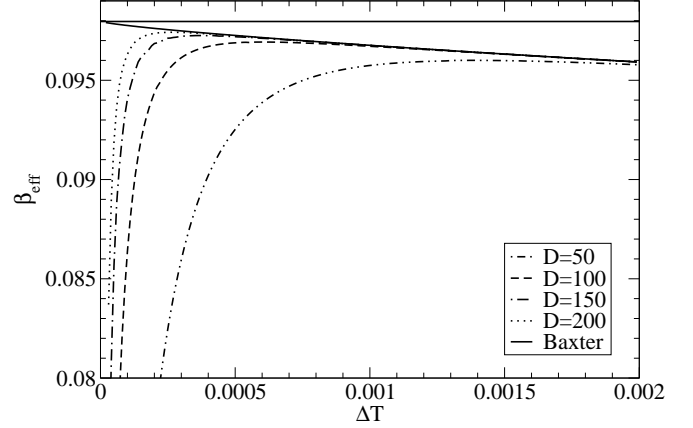


Fig. 4: The symmetric eight-vertex model with the critical vertex weight $b_c = 0.3$: The dependence of the effective critical index β_{eff} on the distance from the critical temperature $\Delta T \equiv T_c - T$, for four values of the truncation parameter $D = 50, 100, 150$ and 200 . The exact Baxter result is represented by solid lines.

Baxter exact results for β , represented by dotted lines. The inset of Fig. 5 shows the dependence of the rescaled critical index $\hat{\beta} \equiv \beta/\nu$ on b_c . We see that $\hat{\beta}$ varies slightly between $0.124 - 0.126$, i.e. the numerical results indicate with a high accuracy that $\hat{\beta}$ is a constant, close to the exact Baxter value $1/8$. The major source of numerical errors in our calculations is the dimension of the truncated space D . We see that there is a dispersion of the results for different values of the parameter b_c , even though they are calculated with the same value of D . The dispersion originates from the fact, that each set of vertex parameters represents a different system with different rate of convergence. We can expect a comparable dispersion of values of the exponent $\hat{\beta}$ for the eight-vertex model with fields.

For the symmetric eight-vertex model with $b_c = 0.3$, the solid curve in Fig. 6 shows the size L -dependence of the effective critical exponent η_{eff} . The curve converges to the Ising value $\eta = 1/4$ as it should be. The effective central charge c_{eff} as a function of L is pictured in Fig. 7 by a solid line. For large L , c_{eff} goes to $c = 1$ which is the central charge of the weakly universal symmetric eight-vertex model.

The eight-vertex model in a field. — For the eight-vertex model in a field, we distinguish between two cases.

In the partially symmetric case, we keep the symmetry of either a 's or b 's vertex weights:

$$a_1 = a_2 = a, \quad b_1 \neq b_2, \quad (24)$$

or

$$a_1 \neq a_2, \quad b_1 = b_2 = b. \quad (25)$$

As follows from the representation (1), the eight-vertex model (24) corresponds to nonzero external fields $E = -E'$ and the one (25) to $E = E'$. For simplicity, we shall

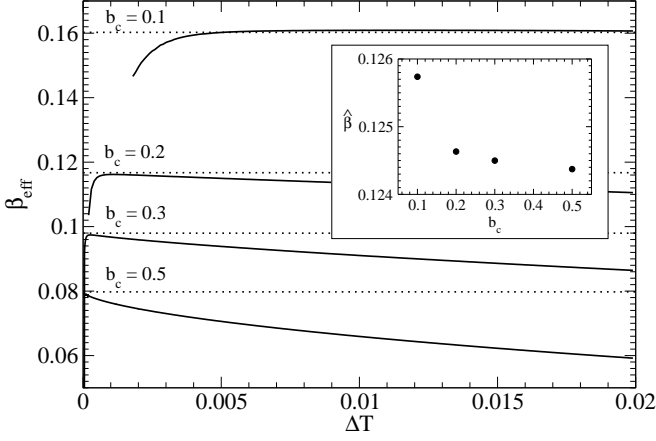


Fig. 5: The symmetric eight-vertex model: The effective critical exponent β_{eff} as a function of ΔT , for four values of the critical vertex weight $b_c = 0.1, 0.2, 0.3, 0.5$ and the truncation order $D = 200$. The maxima of the plots are close to the Baxter exact results for β , represented by horizontal dotted lines. The inset shows an almost constant dependence of the rescaled critical index $\hat{\beta} \sim 1/8$ on b_c .

concentrate on the version (24) and consider two specific choices of vertex weights, denoted as 1 and 2.

- The choice 1 is characterized by $T_c = 0.512195$ and

$$\begin{aligned} a_c &= 0.4828, \\ b_{1c} &= 0.0546, \quad b_{2c} = 0.1193, \\ c_c &= 0.1974. \end{aligned} \quad (26)$$

- The choice 2 is characterized by $T_c = 0.987774$ and

$$\begin{aligned} a_c &= 1, \\ b_{1c} &= 0.3230, \quad b_{2c} = 0.4843, \\ c_c &= 0.2956. \end{aligned} \quad (27)$$

In the non-symmetric case, both vertex weights a 's and b 's are unequal:

$$a_1 \neq a_2, \quad b_1 \neq b_2. \quad (28)$$

The non-symmetric eight-vertex model corresponds to nonzero external fields E and E' , such that $E \neq \pm E'$. We consider two choices of vertex weights, denoted as i and ii.

- The choice i is characterized by $T_c = 0.740096$ and

$$\begin{aligned} a_{1c} &= 0.6916, \quad a_{2c} = 0.5278, \\ b_{1c} &= 0.1530, \quad b_{2c} = 0.2005, \\ c_c &= 0.3253. \end{aligned} \quad (29)$$

- The choice ii is characterized by $T_c = 1.172793$ and

$$\begin{aligned} a_{1c} &= 1.0890, \quad a_{2c} = 0.9183, \\ b_{1c} &= 0.4204, \quad b_{2c} = 0.49856, \\ c_c &= 0.3582. \end{aligned} \quad (30)$$

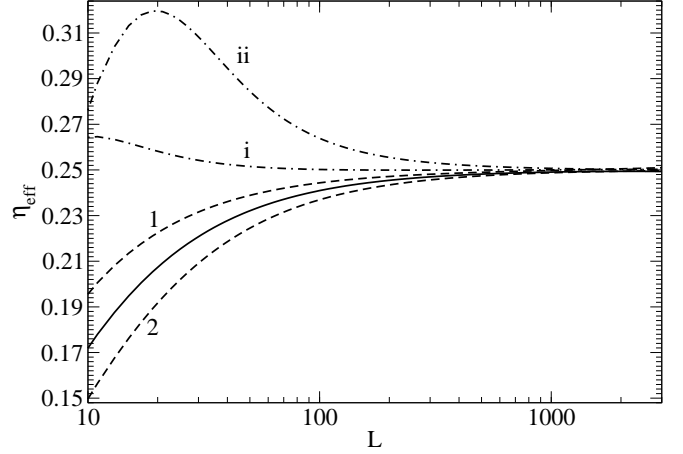


Fig. 6: The effective critical exponent η_{eff} as a function of the system size L . The solid curve corresponds to the symmetric eight-vertex model with $b_c = 0.3$, the dashed lines 1 and 2 to the partially symmetric cases (26) and (27), respectively, the dash-dotted lines i and ii to the non-symmetric cases (29) and (30), respectively. In all cases, as L increases η_{eff} goes asymptotically to $\eta = 1/4$. $D = 1000$.

The numerical results for the effective critical index ν_{eff} as a function of the system size L are presented in Fig. 8. It is seen that for the symmetric eight-vertex model with $b_c = 0.3$ (solid curve) as well as for the partially symmetric cases (26) and (27) (dashed lines 1 and 2, respectively), as L increases ν_{eff} tend to parameter's dependent values of ν . On the other hand, for both non-symmetric cases (29) and (30) represented by the dash-dotted lines i and ii, respectively, ν_{eff} approaches to the Ising value of $\nu = 1$.

The dependence of the effective critical index β_{eff} on the size L is presented in Fig. 9. As before, for the partially symmetric cases 1 and 2, as L increases the maxima of β_{eff} indicate parameter's dependent values of β . We show in the inset that the rescaled critical index $\hat{\beta} \sim 1/8$ for these partially symmetric cases, confirming in this way their weak universality. We have chosen the range of $\hat{\beta}$ -axis in between $0.124 - 0.126$, which is the anticipated dispersion of the weak-universality results based on the numerical treatment of the exactly solvable symmetric case (see Fig. 5). For both non-symmetric cases i and ii, β_{eff} is consistent with the fixed Ising value of $\beta = 1/8$.

In Fig. 10, for the symmetric and partially symmetric 1 and 2 cases, we present the convergence of the rescaled exponent $\hat{\beta} \equiv \beta/\nu$ as a function of the dimension of the density-matrix truncated space D used for determining the exponent β ; the dimension D for the exponent ν is constant, $D = 1500$. As D increases, the values of $\hat{\beta}$ approach the expected $1/8$. Tiny deviations from $1/8$ are caused by the error in the determination of the exponent ν .

As concerns the effective critical exponent η_{eff} , all curves in Fig. 6 converge as $L \rightarrow \infty$ to the same $\eta = 1/4$.

The effective central charge c_{eff} is presented as a

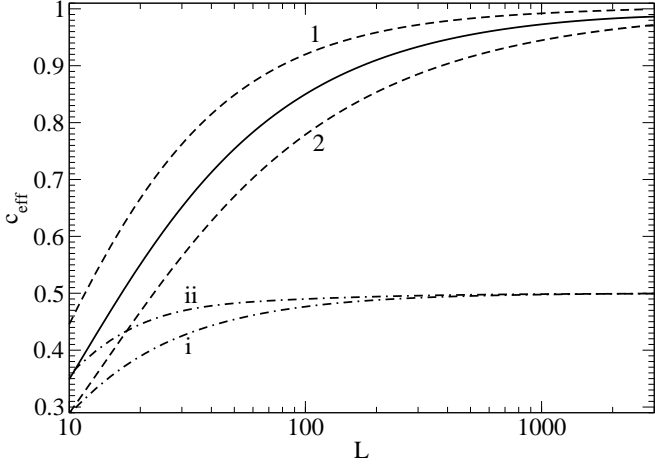


Fig. 7: The effective central charge c_{eff} as a function of the system size L . Notation of curves as in Fig. 6. As L increases, the symmetric and partially symmetric eight-vertex models tend to $c = 1$, the non-symmetric models to the Ising $c = 1/2$. $D = 1000$.

function of size L in Fig. 7. For the partially symmetric cases 1 and 2, as L increases c_{eff} goes to $c = 1$ which is the central charge of the weakly universal symmetric eight-vertex model. For both non-symmetric cases i and ii, c_{eff} tends for large L to $c = 1/2$ which corresponds to the Ising universality class.

Conclusion. – In this letter, we have studied the effect of external fields on critical properties of the eight-vertex model on the square lattice. The model was studied numerically by using the CTMRG method which represents a powerful mean to calculate accurately the critical temperature, critical exponents and the central charge c . Within the magnetic representation of the eight-vertex model, we have calculated the critical exponents ν and β , which are sufficient to investigate the phenomenon of weak universality, and the exponent η , which is anticipated to be the same for all cases. The exactly solvable symmetric (zero-field) eight-vertex model exhibits weak universality which was verified numerically with a high precision, see Figs. 3 and 5 with the inset. Kadanoff [26] and Baxter [5] conjectured that the presence of nonzero external fields destroys weak universality and the system belongs to the Ising universality class. We have checked numerically this conjecture in a subspace of vertex weights (11) which ensures the symmetry of the density matrix ρ . Our conclusion is that in the presence of fields one has to distinguish between the partially symmetric case, see Eqs. (24) and (25), and the fully non-symmetric case (28). The non-symmetric case, represented in Figs. 6-9 by dash-dotted curves i and ii, evidently belongs to the Ising universality class with critical exponents independent of model's parameters and $c = 1/2$, in agreement with the conjecture. However, the partially symmetric case with nonzero fields E and

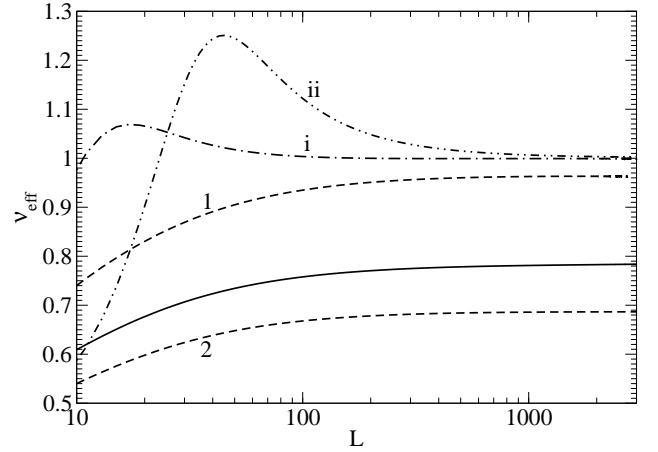


Fig. 8: The effective critical exponent ν_{eff} as a function of the system size L . Notation of lines as in Fig. 6. $D = 1000$.

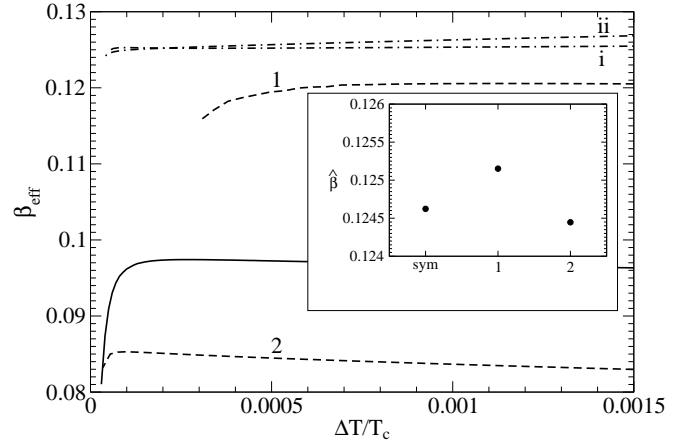


Fig. 9: The effective critical exponent β_{eff} as a function of $\Delta T/T_c$. Notation of curves as in Fig. 6. The inset documents that the rescaled critical index $\hat{\beta} \sim 1/8$ for the symmetric and partially symmetric cases 1 and 2, confirming in this way their weak universality. $D = 200$ for the main figure and $D = 300$ for the inset; the critical index ν is calculated with $D = 1500$.

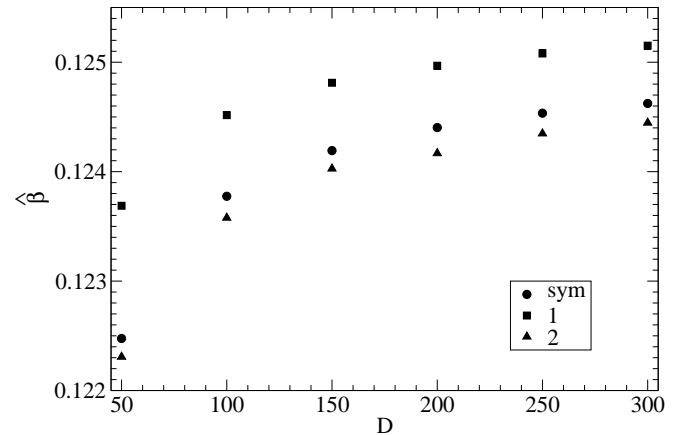


Fig. 10: The rescaled critical index $\hat{\beta} = \beta/\nu$ as a function of the dimension of the truncated space D , for the symmetric (\bullet) and partially symmetric cases 1 (\blacksquare) and 2 (\blacktriangle). The critical index ν is calculated with $D = 1500$.

E' such that $E = \pm E'$, represented in Figs. 6-9 by dashed lines 1 and 2, has critical exponents ν and β dependent on model's parameters and exhibits weak universality (see the inset of Fig. 9) with $c = 1$. This contradicts Kadanoff's and Baxter's conjecture.

It would be interesting to extend the present treatment to the whole space of vertex weights, without restriction (11). This requires to diagonalize a non-symmetric density matrix which is a nontrivial task. The crucial question is whether the partially symmetric eight-vertex model remains to be weakly universal when the $c = d$ symmetry is broken. Another open question are the values of "electric" critical exponents associated directly with the polarization and the arrow correlation function of the eight-vertex model.

* * *

We are grateful to Andrej Gendiar for discussions about the CTMRG method. This work was supported by the project QETWORK APVV-14-0878 and VEGA Grants No. 2/0130/15 and No. 2/0015/15.

REFERENCES

- [1] GRIFFITHS R. B., *Phys. Rev. Lett.*, **24** (1970) 1479.
- [2] BAXTER R. J., *Phys. Rev. Lett.*, **26** (1971) 832.
- [3] R. J. BAXTER, *Ann. Phys. (NY)*, **70** (1972) 193.
- [4] R. J. BAXTER, *Ann. Phys. (NY)*, **70** (1972) 323.
- [5] BAXTER R. J., *Exactly Solved Models in Statistical Mechanics*, 3rd ed. (Dover Publications, Inc.) 2007.
- [6] SKLYANIN E. K. and FADDEEV L. D., *Dokl. Acad. Nauk SSSR*, **243** (1978) 1430.
- [7] SKLYANIN E. K. and FADDEEV L. D., *Dokl. Acad. Nauk SSSR*, **244** (1978) 1337.
- [8] KOREPIN V. E. and BOGOLIUBOV N. M. and IZERGIN A. G., *Quantum Inverse Scattering Method and Correlation Functions* (Cambridge Univ. Press) 1997.
- [9] ŠAMAJ L. and BAJNOK Z., *Introduction to the Statistical Physics of Integrable Many-body Systems* (Cambridge Univ. Press) 2013.
- [10] ASHKIN J. and TELLER E., *Phys. Rev.*, **64** (1943) 178.
- [11] FAN C., *Phys. Lett. A*, **39** (1972) 136.
- [12] KADANOFF L. P., *Phys. Rev. Lett.*, **39** (1977) 903.
- [13] ZISOOK A. B., *J. Phys. A: Math. Gen.*, **13** (1980) 2451.
- [14] KADANOFF L. P. and BROWN A. C., *Ann. Phys. (NY)*, **121** (1979) 318.
- [15] SUZUKI M., *Prog. Theor. Phys.*, **51** (1974) 1992.
- [16] ALET F., JACOBSEN J. L., MISGUICH G., PASQUIER V., MILA F. and TROYER M., *Phys. Rev. Lett.*, **94** (2005) 235702.
- [17] JIN S., SEN A. and SANDVIK A., *Phys. Rev. Lett.*, **108** (2012) 045702.
- [18] SUZUKI T., HARADA K., MATSUO H., TODO S. and KAWASHIMA N., *Phys. Rev. B*, **91** (2015) 094414.
- [19] KOLESÍK M. and ŠAMAJ L., *J. Stat. Phys.*, **72** (1993) 1203.
- [20] KOLESÍK M. and ŠAMAJ L., *Phys. Lett. A*, **177** (1993) 87.
- [21] BERNARDI L. and CAMPBELL I. A., *Phys. Rev. B*, **52** (1995) 12501.
- [22] BEKHECHI S. and SOUTHERN B. W., *Phys. Rev. B*, **67** (2003) 144403.
- [23] OMERZU A., *Phys. Rev. B*, **67** (2003) 144403.
- [24] KAGAWA F., *Phys. Rev. B*, **67** (2003) 144403.
- [25] WU F. Y., *Phys. Rev. B*, **4** (1971) 2312.
- [26] KADANOFF L. P. and WEGNER F. J., *Phys. Rev. B*, **4** (1971) 3989.
- [27] VAN LEEUWEN J. M. J., *Phys. Rev. Lett.*, **34** (1975) 1056.
- [28] KNOPS H. J. F., *Ann. Phys. (NY)*, **128** (1980) 448.
- [29] WHITE S. R., *Phys. Rev. Lett.*, **69** (1992) 2863.
- [30] WHITE S. R., *Phys. Rev. B*, **48** (1993) 10345.
- [31] SCHOLLWÖCK U., *Rev. Mod. Phys.*, **77** (2005) 259.
- [32] KRČMÁR R. and ŠAMAJ L., *Phys. Rev. E*, **92** (2015) 052103.
- [33] NISHINO T. and OKUNISHI K., *J. Phys. Soc. Jpn.*, **65** (1996) 891.
- [34] NISHINO T. and OKUNISHI K., *J. Phys. Soc. Jpn.*, **66** (1997) 3040.
- [35] NISHINO T., OKUNISHI K. and KIKUCHI M., *Phys. Lett. A*, **213** (1996) 69.
- [36] CALABRESE P. and CARDY J., *J. Stat. Mech.*, (2004) P06002.
- [37] ERCOLESSI E., EVANGELISTI S. and RAVANINI F., *Phys. Lett. A*, **374** (2010) 2101.