

Upper critical field in the model with finite range interaction between electrons

A. V. Shumilin¹, V.V. Baranov² and V.V. Kabanov³

¹ *Ioffe Institute, 194021 St.-Petersburg, Russia*

² *Department of Physics, University of Antwerp, Groenenborgerlaan 171, 2020 Antwerp, Belgium. and*

³ *Department for Complex Matter, Jozef Stefan Institute, 1001 Ljubljana, Slovenia*

We develop a theory of the upper critical field in a BCS superconductor with a nonlocal interaction between electrons. We have shown that the nonlocal interaction is characterized by the parameter $k_F\rho_0$ where k_F is the Fermi momentum and ρ_0 is the radius of electron-electron interaction. The presence of the external magnetic field leads to the generation of additional components of the order parameter with different angular momentum. This effect leads to the enhancement of the upper critical field above the orbital limiting field. In addition the upward curvature in the temperature dependence of $H_{c2}(T)$ in the clean limit is predicted. The impurity scattering suppresses the effect in the dirty limit.

PACS numbers: 74.20.Fg, 74.25.Bt, 74.20.Rp, 74.62.En

I. INTRODUCTION

The upper critical field H_{c2} is one of the important characteristics of type-II superconductors. When the field is sufficiently high, the superconductivity is destroyed and the field uniformly penetrates to the sample. With the continuous decrease of the field superconducting regions start to nucleate spontaneously at the upper critical field $H = H_{c2}(T)$. Since within these regions the order parameter is small the linearized phenomenological Ginzburg-Landau equations are applicable in the vicinity of zero field T_c . This leads to linear in T upper critical field $H_{c2}(T) \propto T_c - T$ [1]. At zero temperature, $H_{c2}(0)$ is normally below the Clogston-Chandrasekhar [2] or the Pauli pair-breaking limit given by $H_p = 1.84T_c$ (in tesla) for the singlet pairing.

Recent high-magnetic-field studies in cuprates [3–6], MgB_2 , $Ba_{1-x}K_xBiO_3$ and pnictide superconductors [7–9], spin-ladders [10] and organic superconductors [11] have revealed a non-BCS upward curvature of the resistive $H_{c2}(T)$. In some cases [11–13] the Pauli limit was exceeded by several times. A non-linear temperature dependence in the vicinity of T_c has been unambiguously observed in a few samples [6–8, 12, 14, 15]. The observation of the departure from the BCS behaviour creates some controversy in the interpretation of the resistive critical field [16–18]. If in some cases there are little doubts that the resistive transition corresponds to the upper critical field H_{c2} [6–8, 10–12, 14, 15], some measurements on high temperature superconductors suggest that the real upper critical field is much higher than the resistive transition [16–18]. Indeed, the thermodynamic determination of H_{c2} [18–20] and anomalous diamagnetism above the resistive transition [16, 21] seem to justify such a conclusion.

Several theoretical concepts have been proposed in order to explain a non-BCS upward curvature of the resistive $H_{c2}(T)$. Some of the concepts are based on the fact that the size of the pairs is smaller than the average distance between electrons and therefore superconducting state may be approximated by the weakly interacting charged Bose gas[14, 22]. In that case upper critical field has universal temperature dependence $(T_c - T)^{3/2}$ near T_c [14, 22].

Another approach is based on the multiband picture [7, 15]. In the case when the Fermi surface has few sheets the gaps on different branches of the Fermi surface are independent functions with different coupling constants. In such a system the upper critical field may deviate considerably from the classical BCS behaviour leading to the weak upward curvature in the temperature dependence of H_{c2} [7, 15].

Similar temperature dependence of the upper critical field may be caused by the field induced mixture of the superconducting gaps of different symmetries[23–25]. On the basis of the phenomenological Ginzburg-Landau approach it has been suggested that in addition to the d-wave gap the external field may lead to generation of the s-wave[23], additional d-wave[24] or p-wave[25] components of the order parameter. This effect is caused by the fact that symmetry allows nontrivial gradient terms in the free energy[23, 24] including Lifshitz invariants[25]. This type of coupling may also lead to unusual temperature dependence of the upper critical field $H_{c2}(T)$ [23, 25]. This type of Ginzburg-Landau equations were later derived from Gorkov equations assuming nonlocal potential between electrons[26]. Note that the approach based on Ginzburg-Landau equation is restricted to the relatively high temperatures $T_c - T \ll T_c$.

Here we generalize Werthamer-Helfand-Hohenberg (WHH) theory [27–29] to the case of a nonlocal interaction between electrons. It allows us to go beyond the high-temperature limit and consider the upper critical field behavior caused by the intermixture of the different order parameters at arbitrary temperature. We demonstrate that the nonlocal interaction is characterized by the parameter $k_F\rho_0$ where k_F is the Fermi momentum and ρ_0 is the radius of electron-electron interaction. We show that in the presence of the external magnetic field the finite radius of

electron-electron interaction leads to the generation of additional components of the order parameter with different angular dependence. This effect leads to the enhancement of the upper critical field above the orbital limiting field as well as to the upward curvature in the temperature dependence of $H_{c2}(T)$ in the clean limit. The increase of the impurity concentration suppress the effect.

II. MAIN EQUATIONS

We consider superconductor with a non-local pairing potential $V(\mathbf{r}-\mathbf{r}')$ that explicitly depends on coordinates \mathbf{r}, \mathbf{r}' and can be characterized by the radius of interaction ρ_0 . The superconductor can be described with the Hamiltonian

$$H = \sum_{\sigma=\uparrow,\downarrow} \int d\mathbf{r} \Psi_{\sigma}^{\dagger}(\mathbf{r}) \hat{\xi} \Psi_{\sigma}(\mathbf{r}) + \int d\mathbf{r} d\mathbf{r}' V(\mathbf{r}-\mathbf{r}') \Psi_{\uparrow}^{\dagger}(\mathbf{r}) \Psi_{\downarrow}^{\dagger}(\mathbf{r}') \Psi_{\downarrow}(\mathbf{r}') \Psi_{\uparrow}(\mathbf{r}). \quad (1)$$

Here $\hat{\xi} = \frac{1}{2m^*} (i\nabla + e\mathbf{A})^2 - \mu$, m^* is the effective mass of electron, μ is the chemical potential, and \mathbf{A} is the vector potential.

The equation of motion for the field operator $\Psi_{\uparrow}(\mathbf{r}, t)$ derived from the Hamiltonian (1) is:

$$\left(\frac{\partial}{\partial t} + \hat{\xi} \right) \Psi_{\uparrow}(\mathbf{r}, t) = - \int d\mathbf{r}'' \Delta(\mathbf{r}, \mathbf{r}'') \bar{\Psi}_{\downarrow}(\mathbf{r}'', t) \quad (2)$$

where $\Delta(\mathbf{r}, \mathbf{r}') = V(\mathbf{r}-\mathbf{r}') \langle \Psi_{\downarrow}(\mathbf{r}') \Psi_{\uparrow}(\mathbf{r}) \rangle$ is the order parameter of the superconductor. In contrast to the BCS model the order parameter explicitly depends on two coordinates \mathbf{r} and \mathbf{r}' .

Multiplying equation (2) to $\Psi_{\downarrow}(\mathbf{r}', t')$ we obtain the equation for the anomalous Green's function $F(\mathbf{r}t, \mathbf{r}'t')$. We write this equation in terms of Matsubara frequencies $\omega_n = \pi T(2n+1)$, where n is integer

$$(-i\omega_n + \hat{\xi}) F_{\omega_n}(\mathbf{r}, \mathbf{r}') = \int d\mathbf{r}'' \Delta(\mathbf{r}, \mathbf{r}'') G_{-\omega_n}(\mathbf{r}', \mathbf{r}''). \quad (3)$$

The anomalous Green's function is closely related to the order parameter

$$\Delta(\mathbf{r}, \mathbf{r}') = V(\mathbf{r}-\mathbf{r}') T \sum_{\omega_n} F_{\omega_n}(\mathbf{r}, \mathbf{r}'). \quad (4)$$

In the present study we are interested in the upper critical field. The order parameter at magnetic field close to critical is small. It allows us to use a normal state expression for the normal Green's function $G_{\omega_n}(\mathbf{r}, \mathbf{r}')$ [1].

Expressions (3,4) allow us to give a closed equation for the order parameter in terms of the normal state Green's functions

$$\Delta(\boldsymbol{\rho}, \mathbf{R}) = -TV(\boldsymbol{\rho}) \sum_n \int G_{\omega_n}(\mathbf{R} + \boldsymbol{\rho}/2, \mathbf{R}' + \boldsymbol{\rho}'/2) \Delta(\boldsymbol{\rho}', \mathbf{R}') G_{-\omega_n}(\mathbf{R} - \boldsymbol{\rho}/2, \mathbf{R}' - \boldsymbol{\rho}'/2) d\boldsymbol{\rho}' d\mathbf{R}'. \quad (5)$$

Here we introduce a new set of variables \mathbf{R} and $\boldsymbol{\rho}$ for the order parameter Δ and the pairing potential V . This variables are related to the variables \mathbf{r} and \mathbf{r}' used in Eq. (4) as follows. The variable $\mathbf{R} = (\mathbf{r} + \mathbf{r}')/2$ describes the motion of the center of mass of the Cooper pair. It is related to the macroscopic distribution of the order parameter in the sample. At zero magnetic field the order parameter is uniform and does not depend on \mathbf{R} . The variable $\boldsymbol{\rho} = \mathbf{r} - \mathbf{r}'$ describes the relative motion of electrons in the Cooper pair. It appears due to the non-local pairing potential and describes the symmetry of the order parameter. If we select local pairing potential $V \propto \delta(\boldsymbol{\rho})$, $\boldsymbol{\rho}$ should be always equal to zero. Our theory is reduced to the conventional BCS theory in this case. In the more general case the important values of $\boldsymbol{\rho}$ are of the order of ρ_0 .

The internal coordinate $\boldsymbol{\rho}$ allows an additional degree of freedom to the superconductivity. We are especially interested in the angular dependance of $\boldsymbol{\rho}$. We will show that the order parameter can be divided into the components related to the different angular momenta of $\boldsymbol{\rho}$. These components are independent without the external magnetic field. In the magnetic field these components are intermixed. It can lead to the upward curvature of $H_{c2}(T)$ dependence. In the present study we focus on the 2D case. It may be realized experimentally in the atomically thin films or in very anisotropic superconductors similar to high- T_c superconductors. In this case the components of the order parameter can be classified by the projection of the angular momentum on the axis perpendicular to the 2D plane. In principle a similar theory can be formulated in 3D when the components of the order parameter are classified by the value of the angular momentum. However this issue goes beyond of the present study.

III. CLEAN LIMIT

We start our consideration from the clean limit ($l \gg \xi$) where the mean free path l is much larger than the coherence length ξ of the superconductor. In this case we neglect the effects of the impurities and we can give an explicit expression for the Green's function.

$$G_{\omega_n}^{(0)}(\mathbf{R}) = \begin{cases} \frac{-im^*}{\sqrt{2\pi k_F R}} e^{i(k_F R - \pi/4) - \frac{|\omega_n| R}{v_F}}, & \omega_n > 0, \\ \frac{im^*}{\sqrt{2\pi k_F R}} e^{-i(k_F R - \pi/4) - \frac{|\omega_n| R}{v_F}}, & \omega_n < 0. \end{cases} \quad (6)$$

Here we consider the limit $k_F R \gg 1$. The expression (6) corresponds to the normal Green's function without magnetic field. The Green's function in the magnetic field is related to $G_{\omega_n}^{(0)}$ as $G_{\omega_n}(\mathbf{R}, \mathbf{R}') = G_{\omega_n}^{(0)}(\mathbf{R}' - \mathbf{R}) \exp(i\phi(\mathbf{R}, \mathbf{R}'))$ where $\phi(\mathbf{R}, \mathbf{R}') \approx e \int_{\mathbf{R}}^{\mathbf{R}'} ds \mathbf{A}(s)$. We also neglect the paramagnetic effects assuming that they are small as $\Delta/E_F \ll 1$. These effects may be important in the case where the upper critical field reaches Pauli pair-breaking limit. This usually occurs due to strong impurity scattering. However, as it will be shown later, strong impurity scattering suppresses the field induced mixture of pairing with different angular momenta.

The equation for the order parameter with the Green's functions (6) is

$$\Delta(\boldsymbol{\rho}, \mathbf{R}) = -V(\boldsymbol{\rho}) \int d\mathbf{R}' d\boldsymbol{\rho}' \mathcal{K}_0(\tilde{R}) \Delta(\boldsymbol{\rho}', \mathbf{R}') \exp(2i\phi(\mathbf{R}, \mathbf{R}')) \cos\left(\frac{k_F \tilde{\mathbf{R}} \boldsymbol{\rho}}{\tilde{R}}\right) \quad (7)$$

where $\tilde{\mathbf{R}} = \mathbf{R}' - \mathbf{R}$, $\tilde{R} = |\tilde{\mathbf{R}}|$, $\boldsymbol{\rho} = \boldsymbol{\rho}' - \boldsymbol{\rho}$ and the kernel

$$\mathcal{K}_0(R) = \frac{m^* T}{2\pi k_F R \sinh(2\pi T R / v_F)}. \quad (8)$$

Let us assume for simplicity that the pairing potential has the form $V(\boldsymbol{\rho}) = -V_0 \delta(|\boldsymbol{\rho}| - \rho_0)$, where ρ_0 plays the role of the interaction radius. The potential with the finite range of interaction leads to the formation of pairs with different angular momenta. Indeed, Fourier components of the potential $V(\mathbf{k}' - \mathbf{k}) = V(\varphi', \varphi)$, where $k, k' = k_F$, depend only on polar angles φ, φ' of vectors \mathbf{k}, \mathbf{k}' . Calculating the matrix elements $V_{n,n'} = \int d\varphi d\varphi' V(\varphi', \varphi) e^{in\varphi} e^{-in'\varphi'}$ we obtain:

$$V_{n,n'} = -V_0 \rho_0 J_n^2(k_F \rho_0) \delta_{n,n'}. \quad (9)$$

Here $J_n(x)$ is the Bessel function. Therefore this potential leads to the pairing in the channels with nonzero orbital moments n with the critical temperatures $T_{cn} = T_{c0} \exp(\lambda_0^{-1} - \lambda_n^{-1})$ and $\lambda_n = \frac{m^*}{2\pi} V_0 \rho_0 J_n^2(k_F \rho_0)$. Note that the strength of the pairing is determined by the parameter $k_F \rho_0$. If $k_F \rho_0 \ll 1$ all channels except the $n = 0$ channel are suppressed because $J_n(x) \approx x^n$ when $x \ll 1$. When $k_F \rho_0 \gtrsim 1$ one of the channels with $n \neq 0$ can have the largest T_c and corresponds to the main order parameter of the superconductor [31]. In real systems the smallest radius of interaction is determined by the screening radius and therefore the situation $k_F \rho_0 > 1$ seems to be natural. Similar to the conventional BCS theory we do not try to choose a realistic pairing potential. Real interaction between electrons is complicated and may not be characterized by the potential. On the other hand we believe that the exact form potential is not very important for our results. All the final results will be expressed in terms of critical temperatures T_{cn} in different pairing channels (see Eqs.(19),(21) and (29)). Therefore the exact form of the potential drops out from our results. Also we want to note that as long as the pairing potential acts only on the electrons near Fermi surface it can be reduced to its dependence on angles φ, φ' . This dependence defines $V_{n,n'}$ in the Eq. (9) and the critical temperatures T_{cn} . We believe that any coordinate form of the potential that results in the same temperatures T_{cn} should lead to similar results for H_{c2} . Here we choose the potential to make the calculations as simple as possible.

For the discussed choice of the pairing potential the order parameter can be written as:

$$\Delta(\boldsymbol{\rho}, \mathbf{R}) = \Delta(\rho_0, \varphi, \mathbf{R}) = \sum_n \Delta_n(\mathbf{R}) e^{in\varphi}. \quad (10)$$

Substituting this expansion back to the integral equation (7) we obtain:

$$\Delta_n(\mathbf{R}) = V_0 \rho_0 \sum_{n'} \int d\mathbf{R}' \mathcal{K}_0(\tilde{R}) L_{nn'}(\tilde{\mathbf{R}})$$

$$\exp(2i\phi(\mathbf{R}, \mathbf{R}'))\Delta_{n'}(\mathbf{R}'), \quad (11)$$

where the matrix $L_{nn'}$ is defined as:

$$L_{n,n'} = e^{i(n'-n)\theta} \begin{cases} (-1)^{l+k} J_{2l}(k_F \rho_0) J_{2k}(k_F \rho_0), \\ |n| = 2l, |n'| = 2k \\ (-1)^{l+k} J_{2l+1}(k_F \rho_0) J_{2k+1}(k_F \rho_0), \\ |n| = 2l+1, |n'| = 2k+1 \end{cases} \quad (12)$$

where θ is the polar angle of the vector $\tilde{\mathbf{R}}$.

The matrix $L_{n,n'}$ connects the angular momenta of the internal coordinate $\boldsymbol{\rho}$ and the averaged coordinate \mathbf{R} . While the total momentum is conserved, the non-diagonal matrix elements of $L_{n,n'}$ allow the transfer of the momentum between the degrees of freedom corresponding to $\boldsymbol{\rho}$ and \mathbf{R} .

Following the procedure described in Ref. [28] we expand $\Delta(\mathbf{R}')$ into the series over $\mathbf{R}' - \mathbf{R}$ and join the space derivatives with vector potential into the single operator $\mathbf{D} = \frac{\partial}{\partial \mathbf{R}} + 2ie\mathbf{A}$:

$$\Delta_n(\mathbf{R}) = V_0 \rho_0 \sum_{n'} \int d\tilde{\mathbf{R}} \mathcal{K}_0(\tilde{R}) L_{nn'}(\tilde{\mathbf{R}}) \exp(\mathbf{D} \cdot \tilde{\mathbf{R}}) \Delta_{n'}(\mathbf{R}). \quad (13)$$

Note that the operator \mathbf{D} acts only on the coordinate \mathbf{R} .

Let us choose the gauge $\mathbf{A} = (0, Hx, 0)$. With this gauge the order parameters Δ_n are not dependent on y and can be considered as functions $\Delta_n(x)$. Moreover, this gauge allows us to relate different terms Δ_n of the order parameter to different coordinate functions ψ_m

$$\psi_m = \left(\frac{1}{\pi \hbar L_H^2} \right)^{1/4} \frac{1}{\sqrt{2^m m!}} e^{-x^2/2L_H^2} H_m \left(\frac{x}{L_H} \right) \quad (14)$$

that correspond to the eigenfunctions of the harmonic oscillator. Here $L_H^{-1} = \sqrt{\frac{2\pi H}{\phi_0}}$ is the magnetic length, ϕ_0 is the flux quanta. H_n are the Hermite polynomials.

To apply the basis (14) it is useful to make the expansion $\tilde{\mathbf{D}}\tilde{\mathbf{R}} = \frac{\tilde{R}}{2}(D_+ e^{-i\theta} + D_- e^{i\theta})$ where $D_{\pm} = D_x \pm iD_y$, θ is the polar angle of the vector $\tilde{\mathbf{R}}$. The action of the operators D_- and D_+ on the functions Ψ_m has a simple form

$$\begin{aligned} D_- \psi_m(x) &= \frac{\sqrt{2m}}{L_H} \psi_{m-1}(x), \\ D_+ \psi_m(x) &= -\frac{\sqrt{2(m+1)}}{L_H} \psi_{m+1}(x). \end{aligned} \quad (15)$$

The equation (13) in the notation D_+ , D_- has the form:

$$\begin{aligned} \Delta_n(\mathbf{R}) &= V_0 \rho_0 \sum_{n'} \int d\tilde{\mathbf{R}} \mathcal{K}_0(\tilde{R}) L_{nn'}(\tilde{\mathbf{R}}) \exp\left(-\frac{\tilde{R}^2}{4L_H^2}\right) \\ &\exp\left(\frac{\tilde{R}}{2} e^{-i\theta} D_+\right) \exp\left(\frac{\tilde{R}}{2} e^{i\theta} D_-\right) \Delta_{n'}(\mathbf{R}). \end{aligned} \quad (16)$$

Here we have used the formula $e^{(\hat{P}+\hat{Q})} = e^{\hat{P}} e^{\hat{Q}} e^{-[\hat{P}, \hat{Q}]/2}$.

The expressions (15) allow us to search for the solution of this equation in the form

$$\Delta_n(\mathbf{R}) = \Delta_n \psi_{n+m_0}(x). \quad (17)$$

The constant m_0 corresponds to the dominant pairing channel that has the largest critical temperature T_c .

The coordinate dependence (17) reduces the integral equation (16) to a matrix equation. The size of the matrix is formally infinite. However in a realistic situation one can easily apply a cut-off for the size of the matrix. The order parameter Δ_n is always related to the Bessel function $J_n(k_F \rho_0)$. For realistic ρ_0 these Bessel functions are small for large n . It allows us to neglect Δ_n with large n .

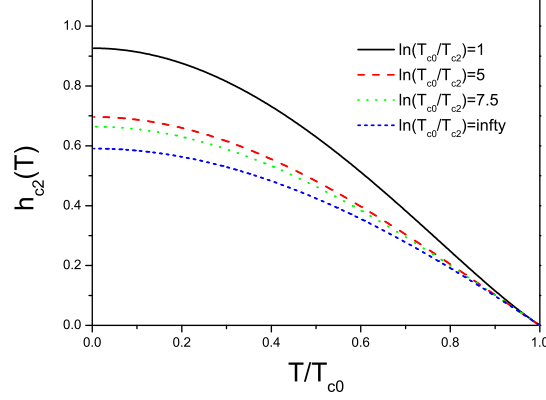


FIG. 1: Upper critical field $h_{c2} = \frac{H_{c2}(T)}{T_{c0} dH_{c2}(T_{c0})/dT}$ for different ratios of T_{c0}/T_{c2} in the case when the pairing in the channel $n = 0$ is dominant.

A. $n=0$ dominant channel

Let us first consider the case when the $n = 0$ channel is dominant. It means that $T_{c0} > T_{cn}$ for $n \neq 0$. On the other hand T_{cn} for $n \neq 0$ should be large enough in order to make relatively large effect on $H_{c2}(T)$. This situation takes place when $k_F \rho_0 \approx 2$. In this case it is sufficient to study the admixture of the order parameter Δ_2 in the channel $n = 2$.

The dominant $n = 0$ channel corresponds to $m_0 = 0$. The order parameter Δ_0 has the coordinate dependence ψ_0 and the order parameter Δ_2 has the coordinate dependence ψ_2 . This dependence leads to the matrix equation

$$\begin{pmatrix} I_1 L_{00} & -I_3 L_{02} \\ -I_3 L_{20} & I_2 L_{22} \end{pmatrix} \begin{pmatrix} \Delta_0 \\ \Delta_2 \end{pmatrix} = 0, \quad (18)$$

where

$$\begin{aligned} I_1 &= \ln \frac{T}{T_{c0}} + \int_0^\infty dx \frac{1 - \exp(-\frac{x^2}{4z})}{\sinh(x)}, \\ I_2 &= \ln \frac{T}{T_{c2}} + \int_0^\infty dx \frac{1 - \exp(-\frac{x^2}{4z})(1 - \frac{x^2}{z} + \frac{x^4}{8z^2})}{\sinh(x)}, \\ I_3 &= \int_0^\infty dx \frac{x^2 \exp(-\frac{x^2}{4z})}{2\sqrt{2}z \sinh(x)}, \end{aligned} \quad (19)$$

$z = \frac{2\pi T^2 \phi_0}{v_F^2 H}$, $L_{00} = J_0^2(k_F \rho_0)$, $L_{22} = J_2^2(k_F \rho_0)$, $L_{02} = L_{20} = J_0(k_F \rho_0) J_2(k_F \rho_0)$. Eq.(18) has a solution if $I_1 I_2 - I_3^2 = 0$. Therefore all the details about the pairing potential are dropped out the equation for H_{c2} . The only information about the potential remains in the critical temperature in the channel with $n = 0$, T_{c0} and in the channel with $n = 2$, T_{c2}

To calculate the critical field from the equation (18) one should find the maximal magnetic field H when the equation has a non-trivial solution at the given temperature. The calculated critical fields for this case are presented on Fig.1. The main effect due to admixture of the component of the gap with $n = 2$ is the increase of the critical field up to 50%. Moreover the upward curvature of the temperature dependence $H_{c2}(T)$ is also clearly pronounced.

B. $n=2$ dominant channel

When the parameter $k_F \rho_0$ increases $k_F \rho_0 \approx 3.5$, $T_{c2} > T_{c0}$ and the dominant channel is the one with $n = 2$. In this situation one should chose $m_0 = 2$ and the magnetic field leads to the coupling between the channels with $n = -2, 0, 2$. The system of equations for the order parameter reads:

$$\begin{pmatrix} I_{11} L_{22} & -I_{12} L_{20} & -I_{13} L_{22} \\ -I_{21} L_{02} & I_{22} L_{00} & -I_{23} L_{02} \\ -I_{31} L_{22} & -I_{32} L_{20} & I_{33} L_{22} \end{pmatrix} \begin{pmatrix} \Delta_{-2} \\ \Delta_0 \\ \Delta_2 \end{pmatrix} = 0, \quad (20)$$

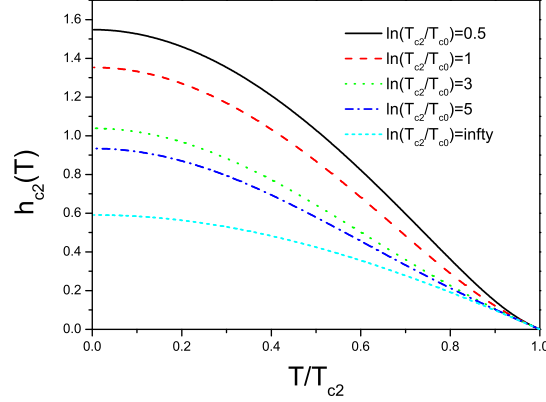


FIG. 2: Upper critical field $h_{c2} = \frac{H_{c2}(T)}{T_{c2} dH_{c2}(T_{c2})/dT}$ for different ratios of T_{c2}/T_{c0} in the case when the pairing in the channel $n = 2$ is dominant.

where

$$\begin{aligned}
I_{11} &= \ln \frac{T}{T_{c2}} + \int_0^\infty dx \frac{1 - \exp(-\frac{x^2}{4z})}{\sinh(x)}, \\
I_{22} &= \ln \frac{T}{T_{c0}} + \int_0^\infty dx \frac{1 - \exp(-\frac{x^2}{4z})(1 - \frac{x^2}{z} + \frac{x^4}{8z^2})}{\sinh(x)}, \\
I_{33} &= \ln \frac{T}{T_{c2}} + \int_0^\infty dx \frac{1 - \exp(-\frac{x^2}{4z})(1 - \frac{2x^2}{z} + \frac{3x^4}{4z^2} - \frac{x^6}{12z^3} + \frac{x^8}{384z^4})}{\sinh(x)}, \\
I_{12} &= I_{21} = \int_0^\infty dx \frac{\frac{x^2}{2\sqrt{2}z} \exp(-\frac{x^2}{4z})}{\sinh(x)}, \\
I_{13} &= I_{31} = \int_0^\infty dx \frac{\sqrt{6}x^4 \exp(-\frac{x^2}{4z})}{48z^2 \sinh(x)}, \\
I_{23} &= I_{32} = \frac{\sqrt{3}}{2} \int_0^\infty dx (\frac{x^2}{z} - \frac{x^4}{3z^2} + \frac{x^6}{48z^3}) \frac{\exp(-\frac{x^2}{4z})}{\sinh(x)}.
\end{aligned} \tag{21}$$

Again the upper critical field is determined from the equation $Det(\hat{I}) = 0$, where matrix \hat{I} is the left-hand side matrix in Eq. (20). All the details of the potential are hidden into critical temperatures T_{c0} and T_{c2} .

Fig.2 represents upper critical field calculated for this case. As it can be seen from this picture there is a strong enhancement of the critical field $H_{c2}(0)$. Usually $H_{c2}(0)$ is expressed via the slope of the critical field at T_c (the orbital limiting field) [32]:

$$H_{c2}(0) = 0.69T_c \frac{dH_{c2}(T)}{dT} \Big|_{T=T_c}. \tag{22}$$

In the considered case $H_{c2}(0)$ is strongly enhanced in comparison with the orbital limiting field Eq.(22). The upward curvature of $H_{c2}(T)$ is even more pronounced than in Fig.1.

IV. SUPERCONDUCTOR WITH IMPURITIES

In order to describe superconducting pairing in the presence of impurities we need to average the product of two Green's functions in Eq. (5) over impurities. This averaging may be described by the diagrammatic equation (Fig.3). As it is presented in Fig. 3 the corresponding integral equation contains single particles Green's functions averaged over impurities as well as renormalized vertex[1, 33]

$$\begin{aligned}
K_\omega(\mathbf{p}, \mathbf{p}', \mathbf{k}, \mathbf{k}') &= K_\omega^0(\mathbf{p}, \mathbf{p}', \mathbf{k}, \mathbf{k}') + \frac{n}{(2\pi)^6} \int d\mathbf{q} d\mathbf{l} d\mathbf{m} \\
K_\omega^0(\mathbf{p}, \mathbf{l}, \mathbf{k}, \mathbf{m}) &|u(\mathbf{q})|^2 K(\mathbf{l} + \mathbf{q}, \mathbf{p}', \mathbf{m} - \mathbf{q}, \mathbf{k}').
\end{aligned} \tag{23}$$

Here $K_\omega^0(\mathbf{p}, \mathbf{p}', \mathbf{k}, \mathbf{k}') = \overline{G}_\omega(\mathbf{p}, \mathbf{p}') \overline{G}_{-\omega}(\mathbf{k}, \mathbf{k}')$ is the product of the two Green's functions \overline{G}_ω averaged over impurities separately. $K_\omega(\mathbf{p}, \mathbf{p}', \mathbf{k}, \mathbf{k}') = \overline{G}_\omega(\mathbf{p}, \mathbf{p}') \overline{G}_{-\omega}(\mathbf{k}, \mathbf{k}')$ is the same product where the Green's functions are averaged

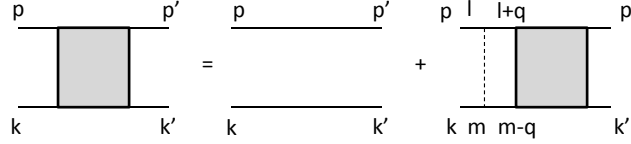


FIG. 3: Diagrammatic representation for the kernel $K(\mathbf{p}, \mathbf{p}', \mathbf{k}, \mathbf{k}')$, where dashed line represents impurity scattering.

together. It corresponds to a term of the exact kernel of the equation (5) related to the Matsubara frequency ω_n . The exact kernel K is the sum over the Matsubara frequencies $K = \sum_{\omega_n} K_{\omega_n}$.

Taking into account that the impurity scattering potential does not depend on the transmitted momentum \mathbf{q} , equation (31) can be solved using the coordinate representation. The details of this solution are described in the supplemental materials. The kernel K_{ω_n} can be expressed as a matrix in the basis ψ_m corresponding to the macroscopic coordinates \mathbf{R} and in the basis $e^{in\varphi}$ for the internal coordinate $\boldsymbol{\rho}$. It is the same basis that we applied in the clean limit. Similarly to the clean limit the values n and m are related $m = n + m_0$ where m_0 corresponds to the main order parameter.

$$K_{n,n';\omega_n} = K_{n,n';\omega_n}^0 + \frac{1}{2\pi\tau N(0)} K_{n,\emptyset;\omega_n}^0 K_{\emptyset,n';\omega_n}^0 + \frac{1}{(2\pi\tau N(0))^2} K_{n,\emptyset;\omega_n}^0 K_{\emptyset,\emptyset;\omega_n} K_{\emptyset,n';\omega_n}^0, \quad (24)$$

$$K_{\emptyset,\emptyset;\omega_n} = \frac{K_{\emptyset,\emptyset;\omega_n}^0}{1 - (2\pi\tau N(0))^{-1} K_{\emptyset,\emptyset;\omega_n}^0}, \quad (25)$$

where τ is the impurity scattering time and $N(0) = m^*/2\pi$ is 2D density of states. Here \emptyset is the additional lower index corresponding to $n = 0$, $\rho_0 = 0$. It appears due to the impurity scattering. The zero-order matrix elements $K_{n,n';\omega_n}^0$ can be expressed as integrals

$$K_{n,n';\omega_n}^0 = \int \psi_{n+m_0}(\mathbf{R}) \psi_{n'+m_0}(\mathbf{R}') e^{in\varphi - in'\varphi'} \overline{G}_{\omega_n}(\mathbf{R} + \boldsymbol{\rho}/2, \mathbf{R}' + \boldsymbol{\rho}'/2) \overline{G}_{-\omega_n}(\mathbf{R} - \boldsymbol{\rho}/2, \mathbf{R}' - \boldsymbol{\rho}'/2) \delta(|\boldsymbol{\rho}| - \rho_0) \delta(|\boldsymbol{\rho}'| - \rho_0) d\boldsymbol{\rho} d\boldsymbol{\rho}' d\mathbf{R} d\mathbf{R}'. \quad (26)$$

The value of ρ_0 should be considered as $\rho_0 = 0$ when calculating $K_{n,n';\omega_n}^0$ with the lower index \emptyset with equation (26).

The integral equation for the order parameter is reduced to the matrix equation

$$\Delta_n = TV_0 \sum_{n',\omega_n} K_{n,n';\omega_n} \Delta_{n'}. \quad (27)$$

A. $n=0$ dominant channel

When the dominant channel of pairing corresponds to $n = 0$ we apply $m_0 = 0$. It allows us to link indexes m and n . After that using Eqs.(41,42,26) we can calculate matrix $K_{n,n'} = \sum_{\omega} K_{n,n';\omega}$ for $n, n' = 0, 2$. The equation for Δ_0, Δ_2 has the form:

$$\begin{pmatrix} C_{0,0}L_{00} & -C_{0,2}L_{02} \\ -C_{2,0}L_{20} & C_{2,2}L_{22} \end{pmatrix} \begin{pmatrix} \Delta_0 \\ \Delta_2 \end{pmatrix} = 0 \quad (28)$$

Here the coefficients $C_{n,n'}$ are

$$C_{0,0} = \ln \frac{T}{T_{c0}} - 2 \sum_{n=0}^{\infty} \left[\frac{l_H t I_1(y_n)}{l - l_H I_1(y_n)} - \frac{1}{2n+1} \right]$$

$$\begin{aligned}
C_{2,0} &= C_{0,2} = \sum_{n=0}^{\infty} \frac{l_H t}{2\sqrt{2}} \frac{l I_2(y_n)}{l - l_H I_1(y_n)} \\
C_{2,2} &= \ln \frac{T}{T_{c2}} - 2 \sum_{n=0}^{\infty} \left[l_H t I_3(y_n) + \right. \\
&\quad \left. + \frac{l_H^2 t}{8} \frac{I_2^2}{l - l_H I_1(y_n)} - \frac{1}{2n+1} \right], \tag{29}
\end{aligned}$$

and

$$\begin{aligned}
I_1(y) &= \frac{1}{y} \int_0^{\infty} dx \exp(-x - (x/2y)^2), \\
I_2(y) &= \frac{1}{y^3} \int_0^{\infty} dx x^2 \exp(-x - (x/2y)^2), \\
I_3(y) &= \frac{1}{y} \int_0^{\infty} dx \exp(-x - (x/2y)^2) \left(1 - \frac{x^2}{y^2} + \frac{x^4}{8y^4}\right). \tag{30}
\end{aligned}$$

$y_n = l_H(lt(2n+1) + 1)/l$, l is the mean free path measured in units of $L_{T_{c0}} = v_F/2\pi T_{c0} = 0.882\xi$, $l_H = L_H/L_{T_{c0}}$, and $t = T/T_{c0}$.

The upper critical field H_{c2} corresponds to the largest magnetic field when the equation (28) has a non-trivial solution. Again all the details about the pairing potential are dropped out the equation for H_{c2} . The only information about the potential remains in critical temperatures T_{c0} and T_{c2} .

The temperature dependence of the upper critical field $H_{c2}(T)$ for different values of the mean free path l and different values of $\ln(T_{c0}/T_{c2})$ is presented in Fig. 4. The upper critical field is normalized to the extrapolation of the linear $H_{c2}(T)$ dependence near T_c : $h_{c2} = H_{c2}(T)/(T_{c0}dH_{c2}(T_{c0})/dT)$. As it can be seen from Fig. 4 (a) there is a big difference in H_{c2} between curves with $\ln(T_{c0}/T_{c2}) = 1$ and $\ln(T_{c0}/T_{c2}) = 100$ in the clean limit $l = 1000$. On the other hand these curves are almost indistinguishable in the dirty limit with $l = 0.2$. Note that the curves in the dirty limit are below the orbital limiting field (Eq.(22)). On the other hand the curve of $H_{c2}(T)$ in the clean limit and for $\ln(T_{c0}/T_{c2}) = 1$ exceeds substantially the orbital limiting field. Therefore we can conclude that finite radius of interaction substantially increases the critical field only in the clean limit. In the dirty limit the critical temperature in the channels with $n \neq 0$ is strongly suppressed by the impurity scattering leading to suppression of the upper critical field. The figure 4(b) illustrates this suppression for finite values of l . The effect is significantly suppressed at $l \lesssim 3$.

V. DISCUSSION

The finite radius of the electron-electron interaction allows pairing into Cooper pairs with finite angular momentum Δ_n . Each channel of pairing corresponds to its own critical temperature T_{cn} . However even when the temperature is larger than T_{cn} of some non-dominant channel of the pairing, its order parameter can be generated in the presence of the external magnetic field. This generation is still related to the possibility of the existence of a given order parameter. For example when the leading parameter corresponds to $n = 0$ and T_{c2} tends to zero, $\ln(T_{c0}/T_{c2}) \rightarrow \infty$ and the effects of the coupling of Δ_0 and Δ_2 are absent (see Fig. 1).

The possibility of the existence of the order parameters with $n \neq 0$ is closely related to the conservation of the internal angular momentum of Cooper pairs. In the dirty limit the impurity scattering is much stronger than electron-electron attraction. The angular momentum of the Cooper pair is therefore quickly lost due to scattering. It suppresses not only the critical temperature of the non-trivial order parameters but also the generation of these parameters in the magnetic field.

The temperature dependence of H_{c2} similar to the one that results from our theory was observed in MgB_2 [7] and in $LuNi_2B_2C$ [15]. In Fig. 5 we compare our theory with these experiments. The theory describes the experimental data relatively well. The small discrepancies can be attributed to the pure 2D character of the theory. We have discussed that the microscopic structure of the potential is reduced to the critical temperatures in different channels in terms of our theory. For most of the relevant values of $k_F\rho_0$ only two channels can have relatively high T_{cn} and can effectively affect the $H_{c2}(T)$ dependence with the selected coordinate form of the potential. Therefore the present theory can describe only the situations when the $H_{c2}(T)$ dependence is governed by the interaction of two channels. However, more complex forms of the pairing potentials can allow three or more channels with relatively high T_{cn} . We believe that such potentials can lead to further increase of the upper critical magnetic field at low temperatures.

In conclusion we generalize Werthamer-Helfand-Hohenberg theory to the case of a nonlocal interaction between electrons. The theory is defined by the single parameter $k_F\rho_0$. We show that when $k_F\rho_0 \gtrsim 1$ the presence of the external magnetic field leads to the generation of additional components of the order parameter with different angular momentum. As a result the upper critical field is enhanced above the orbital limiting field. The upward curvature in

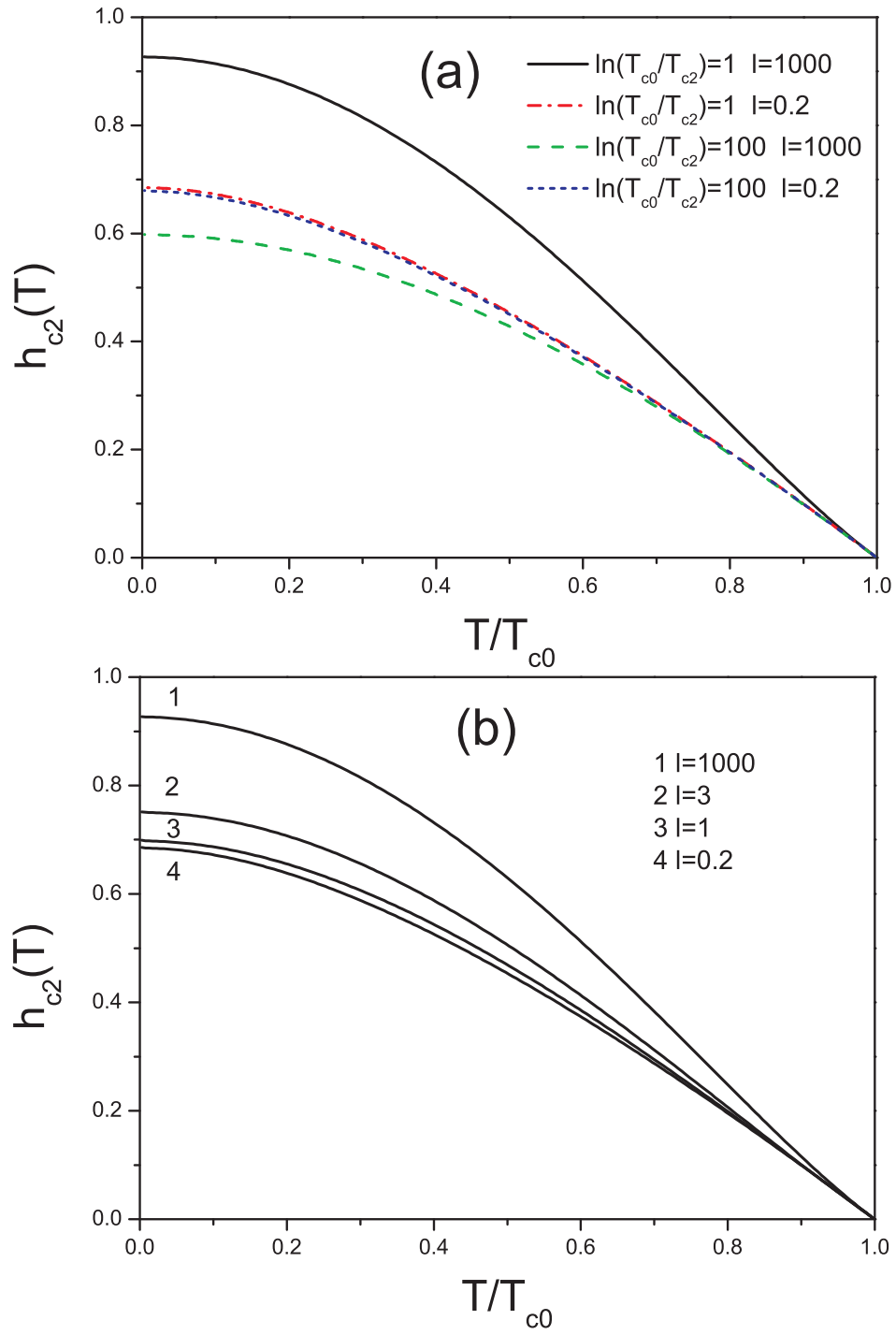


FIG. 4: (a) upper critical field for different ratios of T_{c0}/T_{c2} and different mean free path of electrons l . (b) the dependence of the upper critical field on l for $\ln(T_{c0}/T_{c2}) = 1$.

the temperature dependence of $H_{c2}(T)$ in the clean limit is predicted. The impurity scattering suppresses the effect in the dirty limit.

[1] de Gennes P . G., Superconductivity of Metals and Alloys (Addison-Wesley Publishing, New York)1989.

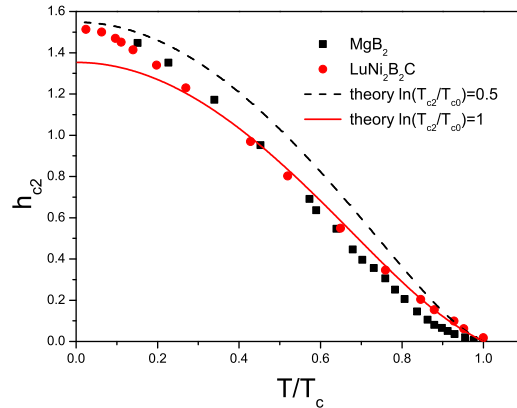


FIG. 5: Comparison of the theoretical model with the experiments on MgB_2 [7] and on $LuNi_2B_2C$ [15]

- [2] A. M. Clogston, Phys. Rev. Lett., **9**, 266 (1962); B. S. Chandrasekhar, Appl. Phys. Lett., **1**, 7 (1962).
- [3] A.P. Mackenzie, S.R. Julian, G.G. Lonzarich, A. Carrington, S.D. Hughes, R.S. Liu, and D.C. Sinclair, Phys. Rev. Lett. **71**, 1238 (1993).
- [4] M.S. Osofsky, R.J. Soulen, Jr., S.A. Wolf, J.M. Broto, H. Rakoto, J.C. Ousset, G. Coffe, S. Askenazy, P. Pari, I. Bozovic, J.N. Eckstein, and G. F. Virshup, Phys. Rev. Lett. **71**, 2315 (1993).
- [5] Y. Ando, G.S. Boebinger, A. Passner, L.F. Schneemeyer, T. Kimura, M. Okuya, S. Watauchi, J. Shimoyama, K. Kishio, K. Tamasaku, N. Ichikawa, S. Uchida, Phys. Rev. B **60**, 12475 (1999).
- [6] V.F. Gantmakher, G.E. Tsydynzhapov, L.P. Kozeeva, A.N. Lavrov JETP, **88**, 148 (1999).
- [7] L. Lyard, P. Samuely, P. Szabo, T. Klein, C. Marcenat, L. Paulius, K.H.P. Kim, C.U. Jung, H.-S. Lee, B. Kang, S. Choi, S.-I. Lee, J. Marcus, S. Blanchard, A.G.M. Jansen, U. Welp, G. Karapetrov, W.K. Kwok, Phys. Rev. B **66**, 180502(R) (2002); A. Gurevich, S. Patnaik, V. Braccini, K.H. Kim, C. Mielke, X. Song, L.D. Cooley, S.D. Bu, D.M. Kim, J.H. Choi, L.J. Belenky, J. Giencke, M.K. Lee, W. Tian, X.Q. Pan, A. Siri, E.E. Hellstrom, C.B. Eom, D.C. Larbalestier, Supercond. Sci. Technol. **17**, 278 (2004).
- [8] C. Escribe-Filippini, J. Marcus and M. Affronte, H. Rakoto, J.M. Broto, J.C. Ousset and S. Askenazy, Physica C **210**, 133 (1993).
- [9] E. Mun, N. Ni, J.M. Allred, R.J. Cava, O. Ayala, R.D. McDonald, N. Harrison, V.S. Zapf, Phys. Rev. B **85**, 100502(R) (2012); A. Pisoni, S. Katrych, P. Szirmai, B.Nafraadi, R. Gaal, J. Karpinski, L. Forro, J. Phys.: Condens. Matter **28**, 115701 (2016).
- [10] T. Nakanishi, N. Motoyama, H. Mitamura, N. Takeshita, H. Takahashi, H. Eisaki, S. Uchida, N. Mori, Int. J. of Mod. Phys. B, **14**, 3617 (2000).
- [11] I.J. Lee and P.M. Chaikin, M.J. Naughton, Phys. Rev. B **62**, R14 669 (2000).
- [12] D.D. Lawrie, J.P. Franck, J.R. Beamish, E.B. Molz, Wei-min Chert and M.J. Graf, J. of Low Temp. Phys., **107**, 491 (1997).
- [13] D.J.C. Walker, O. Laborde, A. P. Mackenzie, S.R. Julian, A. Carrington, J.W. Loram, J.R. Cooper, Phys. Rev. B **51**, 9375 (1995).
- [14] A.S. Alexandrov, V.N. Zavaritsky, W.Y. Liang, P.L. Nevsky, Phys. Rev. Lett. **76**, 983 (1996).
- [15] S.V. Shulga, S.-L. Drechsler, G. Fuchs, K.-H. Muller, K. Winzer, M. Heinecke, K. Krug, Phys. Rev. Lett. **80**, 1730 (1998).
- [16] H.H. Wen, S.L. Li, Z.X. Zhao, Phys. Rev. B **62**, 716 (2000).
- [17] N. Morozov, L. Krusin-Elbaum, T. Shibauchi, L.N. Bulaevskii, M.P. Maley, Yu.I. Latyshev, T. Yamashita, Phys. Rev. Lett. **84**, 1784 (2000).
- [18] G. Grissonnanche, O. Cyr-Choiniere, F. Laliberte, et. al., Nat. Comm., **5**, 3280 (2014).
- [19] A. Carrington, A.P. Mackenzie, A. Tyler, Phys. Rev. B **54**, R3788 (1996).
- [20] M. Roulin, A. Junod, A. Erb, E. Walker, J. Low Temp. Phys., **105**, 1099 (1996)
- [21] A. Junod, J.-Y. Genoud, G. Triscone, T. Schneider, Physica C **294**, 115 (1998)
- [22] V.N. Zavaritsky, V.V. Kabanov, A.S. Alexandrov, Europhys. Lett., **60**, 127 (2002).
- [23] R. Joynt, Phys. Rev. B **41**, 4271 (1990).
- [24] A. V. Balatsky, Phys. Rev. B **61**, 6940 (2000).
- [25] V.V. Kabanov, Phys. Rev. B **76**, 172501 (2007); A. G. Lebed, Phys. Rev. Lett. **96**, 037002 (2006).
- [26] Yong Ren, Ji-Hai Xu, and C. S. Ting, Phys. Rev. B **53** 2249 (1996); Wang Xu, Wonkee Kim, Yong Ren, and C. S. Ting, Phys. Rev. B, **54** R12693 (1996).
- [27] E. Helfand, N. R. Werthamer, Phys. Rev. Lett. **13**, 686 (1964).
- [28] E. Helfand, N. R. Werthamer, Phys. Rev. **147**, 288 (1966).
- [29] N. R. Werthamer, E. Helfand, P.C. Hohenberg, Phys. Rev. **147**, 295 (1966).

- [30] A.A. Abrikosov, L.P. Gor'kov I. E. Dzyaloshinski, Methods of Quantum Field Theory in Statistical Physics, Courier Corporation, 1975.
- [31] V.P. Mineev, K.V. Samokhin, Introduction to Unconventional Superconductivity, 1999, Gordon and Breach Science Publishers.
- [32] J.B. Ketterson, S.N. Song, Superconductivity, 1999 Cambridge, Cambridge University Press.
- [33] G. Rickayzen, Phys. Rev. **138**, A73 (1965)

Supplemental materials

Averaging of the kernel over impurities.

In the main text we showed that the upper critical field H_{c2} in a superconductor with impurities and a non-local pairing potential can be found from the integral equation (see eq. (5) from the main text). The kernel of this equation $K = \sum_n K_{\omega_n}$ is a sum over Matsubara frequencies of products of two Green's functions averaged over impurities $K_{\omega_n} = \overline{G_{\omega_n} G_{-\omega_n}}$. Following the standard diagram rules for the impurity scattering [1] the terms K_{ω_n} of the kernel themselves can be considered as a solution of the diagrammatic equation (see Fig. 3 and eq. (23) from the main text)

$$K_{\omega_n}(\mathbf{p}, \mathbf{p}', \mathbf{k}, \mathbf{k}') = K_{\omega_n}^0(\mathbf{p}, \mathbf{p}', \mathbf{k}, \mathbf{k}') + \frac{n}{(2\pi)^6} \int d\mathbf{q} d\mathbf{l} d\mathbf{m} K_{\omega_n}^0(\mathbf{p}, \mathbf{l}, \mathbf{k}, \mathbf{m}) |u(\mathbf{q})|^2 K(\mathbf{l} + \mathbf{q}, \mathbf{p}', \mathbf{m} - \mathbf{q}, \mathbf{k}') \quad (31)$$

Here $K_{\omega_n}^0(\mathbf{p}, \mathbf{p}', \mathbf{k}, \mathbf{k}') = \overline{G_{\omega_n}(\mathbf{p}, \mathbf{p}') \overline{G_{-\omega_n}(\mathbf{k}, \mathbf{k}')}$ is the term corresponding to the Matsubara frequency ω_n of the so-called zero-order kernel. It is equal to the product of the two Green's functions $\overline{G_{\omega_n}}$ averaged over impurities separately. $K_{\omega_n}(\mathbf{p}, \mathbf{p}', \mathbf{k}, \mathbf{k}') = \overline{G_{\omega_n}(\mathbf{p}, \mathbf{p}') G_{-\omega_n}(\mathbf{k}, \mathbf{k}')}$ is the corresponding term of the exact kernel.

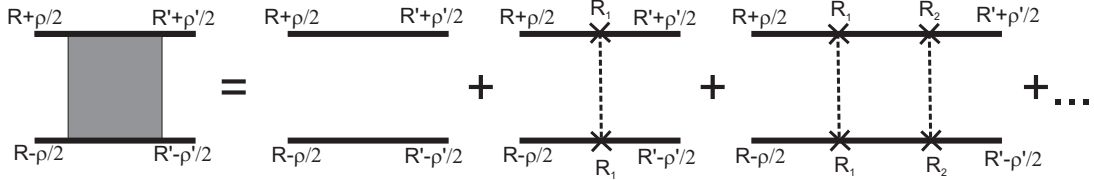


FIG. 6: The equation for the kernel K_{ω_n} in the coordinate representation.

In the present work we restrict ourselves with impurities with the scattering potential $u(q) = \text{const}$ independent on the scattering angle. This potential leads to the following equation for the kernel in the coordinate representation.

$$K_{\omega_n}(\mathbf{R}, \mathbf{R}', \boldsymbol{\rho}, \boldsymbol{\rho}') = K_{\omega_n}^0(\mathbf{R}, \mathbf{R}', \boldsymbol{\rho}, \boldsymbol{\rho}') + \frac{1}{2\pi N(0)\tau} \int d\mathbf{r} K_{\omega_n}^0(\mathbf{R}, \mathbf{r}, \boldsymbol{\rho}, 0) K_{\omega_n}(\mathbf{r}, \mathbf{R}', 0, \boldsymbol{\rho}') \quad (32)$$

Here τ is the impurity scattering time, $N(0) = \frac{m^*}{2\pi}$ is 2D density of states and m^* is the effective mass of electron. The kernel $K_{\omega_n}(\mathbf{R}, \mathbf{R}', \boldsymbol{\rho}, \boldsymbol{\rho}')$ in the coordinate representation is the averaged product of the two Green's functions

$$K_{\omega_n}(\mathbf{R}, \mathbf{R}', \boldsymbol{\rho}, \boldsymbol{\rho}') = \overline{G_{\omega_n}(\mathbf{R} + \boldsymbol{\rho}/2, \mathbf{R}' + \boldsymbol{\rho}'/2) G_{-\omega_n}(\mathbf{R} - \boldsymbol{\rho}/2, \mathbf{R}' - \boldsymbol{\rho}'/2)}. \quad (33)$$

The zeros-order kernel $K_{\omega_n}^0(\mathbf{R}, \mathbf{R}', \boldsymbol{\rho}, \boldsymbol{\rho}')$ corresponds to the similar product where the two Green's functions are averaged separately.

$$K_{\omega_n}^0(\mathbf{R}, \mathbf{R}', \boldsymbol{\rho}, \boldsymbol{\rho}') = \overline{G_{\omega_n}(\mathbf{R} + \boldsymbol{\rho}/2, \mathbf{R}' + \boldsymbol{\rho}'/2) \overline{G_{-\omega_n}(\mathbf{R} - \boldsymbol{\rho}/2, \mathbf{R}' - \boldsymbol{\rho}'/2)}}. \quad (34)$$

Here the averaged Green's function is

$$\overline{G}_{\omega_n}(\mathbf{r}_1, \mathbf{r}_2) = \exp(i\phi(\mathbf{r}_1, \mathbf{r}_2)) \begin{cases} \frac{-im}{\sqrt{2\pi k_F |\mathbf{r}_1 - \mathbf{r}_2|}} e^{i(k_F |\mathbf{r}_1 - \mathbf{r}_2| - \pi/4) - (\frac{|\omega_n|}{v_F} + l) |\mathbf{r}_1 - \mathbf{r}_2|}, & \omega_n > 0, \\ \frac{im}{\sqrt{2\pi k_F |\mathbf{r}_1 - \mathbf{r}_2|}} e^{-i(k_F |\mathbf{r}_1 - \mathbf{r}_2| - \pi/4) - (\frac{|\omega_n|}{v_F} + l) |\mathbf{r}_1 - \mathbf{r}_2|}, & \omega_n < 0. \end{cases} \quad (35)$$

$\phi(\mathbf{r}_1, \mathbf{r}_2)$ is the phase appearing in the magnetic field. This phase is discussed in the main text. l is the mean free path. We considered $k_F |\mathbf{r}_1 - \mathbf{r}_2| \gg 1$ similarly to the clean limit.

The ending points of the Green's functions in (33,34) are shifted by the small vector $\boldsymbol{\rho}$. This vector is related to the non-local nature of the pairing potential $V(\mathbf{r} - \mathbf{r}')$. In contrast to the pairing potential the impurity scattering potential is considered to be local. Accordingly in the intermediate points of the ladder shown on the figure 6 both Green's functions corresponding to the upper and the lower lines end at the same coordinates R_1, R_2 , etc. In terms of the kernels K^0 and K it corresponds to $\boldsymbol{\rho} = 0$ in the intermediate points of the ladder.

In the main text we expanded the order parameter $\Delta(\mathbf{R}, \boldsymbol{\rho}) = \Delta(\mathbf{R}; \rho_0, \varphi) = \sum_n \Delta_n(\mathbf{R}) e^{in\varphi}$ over the values of the angle moment of vector $\boldsymbol{\rho}$. It allows us to consider the kernel K_{ω_n} as a matrix $K_{nn';\omega_n}$.

$$K_{n,n';\omega_n}(\mathbf{R}, \mathbf{R}') = \frac{1}{(2\pi)^2} \int d\boldsymbol{\rho} d\boldsymbol{\rho}' e^{in\varphi - in'\varphi'} \delta(|\boldsymbol{\rho}| - \rho_0) \delta(|\boldsymbol{\rho}'| - \rho_0) K_{\omega_n}(\mathbf{R}, \mathbf{R}', \boldsymbol{\rho}, \boldsymbol{\rho}') \quad (36)$$

The possibility of non-zero n is related to finite values of the Bessel functions $J_n(k_F \rho_0)$.

The equation (32) also allows the matrix representation. However the intermediate points correspond to the impurity potential and to the effective value $\rho_0 = 0$. Therefore alongside with the matrix elements $K_{n,n';\omega_n}$ the equation includes

$$\begin{aligned} K_{n,\emptyset;\omega_n}(\mathbf{R}, \mathbf{R}') &= \frac{1}{(2\pi)} \int d\boldsymbol{\rho} e^{in\varphi} \delta(|\boldsymbol{\rho}| - \rho_0) K_{\omega_n}(\mathbf{R}, \mathbf{R}', \boldsymbol{\rho}, 0), \\ K_{\emptyset,n';\omega_n}(\mathbf{R}, \mathbf{R}') &= \frac{1}{(2\pi)} \int d\boldsymbol{\rho}' e^{-in'\varphi'} \delta(|\boldsymbol{\rho}'| - \rho_0) K_{\omega_n}(\mathbf{R}, \mathbf{R}', 0, \boldsymbol{\rho}'), \quad \text{and} \\ K_{\emptyset,\emptyset;\omega_n}(\mathbf{R}, \mathbf{R}') &= K_{\omega_n}(\mathbf{R}, \mathbf{R}', 0, 0). \end{aligned} \quad (37)$$

The resulting matrix equation reads

$$\begin{aligned} K_{n,n';\omega_n}(\mathbf{R}, \mathbf{R}') &= [K_{n,n';\omega_n}^0(\mathbf{R}, \mathbf{R}') + \frac{1}{2\pi\tau N(0)} \int d\mathbf{r} K_{n,\emptyset;\omega_n}^0(\mathbf{R}, \mathbf{r}) K_{\emptyset,n';\omega_n}^0(\mathbf{r}, \mathbf{R}') + \\ &+ \frac{1}{(2\pi\tau N(0))^2} \int d\mathbf{r} d\mathbf{r}_1 K_{n,\emptyset;\omega_n}^0(\mathbf{R}, \mathbf{r}) K_{\emptyset,\emptyset;\omega_n}(\mathbf{r}, \mathbf{r}_1) K_{\emptyset,n';\omega_n}^0(\mathbf{r}_1, \mathbf{R}')], \end{aligned} \quad (38)$$

where the term of the kernel $K_{\emptyset,\emptyset;\omega_n}(\mathbf{R}, \mathbf{R}')$ satisfy the equation:

$$K_{\emptyset,\emptyset;\omega_n}(\mathbf{R}, \mathbf{R}') = K_{\emptyset,\emptyset;\omega_n}^0(\mathbf{R}, \mathbf{R}') + \frac{1}{2\pi\tau N(0)} \int d\mathbf{r} K_{\emptyset,\emptyset;\omega_n}^0(\mathbf{R}, \mathbf{r}) K_{\emptyset,\emptyset;\omega_n}(\mathbf{r}, \mathbf{R}'). \quad (39)$$

In the equation (38) we substituted the dependence on the coordinate $\boldsymbol{\rho}$ with the matrix. The next step is to reduce the coordinate \mathbf{R} to the matrix elements. To do it we choose the basis functions $\psi_m(x)$ defined in Eq.(14) in the main text. Then we consider the kernels K_{ω_n} and $K_{\omega_n}^0$ as operators. For example, the Kernel $K_{nn';\omega_n}(\mathbf{R}, \mathbf{R}')$ corresponds to the operator

$$\widehat{K}_{nn';\omega_n} f(\mathbf{R}) = \int d\mathbf{R}' K_{nn';\omega_n}(\mathbf{R}, \mathbf{R}') f(\mathbf{R}'). \quad (40)$$

These operators can be represented with matrixes corresponding to the basis ψ_m . It appears that analogously to the clean limit discussed in the main text the operators $\widehat{K}_{nn';\omega_n}$ allow direct relation between indexes n and m : $n = m - m_0$. The value m_0 corresponds to the leading order parameter. The indexes \emptyset should be considered as $n = 0$ for the purpose of this relation. The equations (38,39) in this basis are reduced to

$$K_{n,n';\omega_n} = K_{n,n';\omega_n}^0 + \frac{1}{2\pi\tau N(0)} K_{n,\emptyset;\omega_n}^0 K_{\emptyset,n';\omega_n}^0 + \frac{1}{(2\pi\tau N(0))^2} K_{n,\emptyset;\omega_n}^0 K_{\emptyset,\emptyset;\omega_n} K_{\emptyset,n';\omega_n}^0, \quad (41)$$

$$K_{\emptyset,\emptyset;\omega_n} = \frac{K_{\emptyset,\emptyset;\omega_n}^0}{1 - (2\pi\tau N(0))^{-1} K_{\emptyset,\emptyset;\omega_n}^0}. \quad (42)$$

The equations (41,42) actually represent the solution of the equation (31). Naturally, the matrix elements of zero-order kernel can be written explicitly

$$K_{n,n';\omega_n}^0 = \frac{1}{(2\pi)^2} \int \psi_{n+m_0}(\mathbf{R}) \psi_{n'+m_0}(\mathbf{R}') e^{in\varphi - in'\varphi'} \times \\ \times \overline{G}_{\omega_n}(\mathbf{R} + \boldsymbol{\rho}/2, \mathbf{R}' + \boldsymbol{\rho}'/2) \overline{G}_{-\omega_n}(\mathbf{R} - \boldsymbol{\rho}/2, \mathbf{R}' - \boldsymbol{\rho}'/2) d\varphi d\varphi' d\mathbf{R} d\mathbf{R}', \quad (43)$$

where the vectors $\boldsymbol{\rho}$ and $\boldsymbol{\rho}'$ have the absolute value ρ_0 and the polar angles φ and φ' correspondingly. The matrix elements of the kernel $K_{n,n';\omega_n}$ can be obtained directly from $K_{n,n';\omega_n}^0$ with equations (41,42). The total kernel $K_{n,n'} = \sum_{\omega_n} K_{n,n';\omega_n}$ can be used to find the upper critical field as described in the main text.

[1] A.A. Abrikosov, L.P. Gor'kov I. E. Dzyaloshinski, Methods of Quantum Field Theory in Statistical Physics, Courier Corporation, 1975.