

Considerations on Ξ^- reconstruction in LHCb.

F.M. Brochu^{a,*}

^a*HEP group, Cavendish Laboratory, JJ Thomson Avenue,
Cambridge CB3 0HE, United Kingdom*

Abstract

This paper describes an alternative method of charged hyperon reconstruction applicable to the LHCb experiment. It extends the seminal work of the FOCUS collaboration [1] to the specific detector layout of LHCb and addresses the reconstruction ambiguities reported in their earlier work, leading to improvements in the reconstruction efficiency for the specific cases of Ξ^- and Ω^- baryon decays to a charged meson and a Λ baryon.

Keywords: hyperon reconstruction, LHCb, kink

1. Introduction

The LHCb experiment has a unique opportunity to study heavy baryons produced abundantly in proton-proton collisions at the LHC, as it is able to efficiently trigger [2] on both muonic and purely hadronic final states and to reduce the high level of hadronic background thanks to its particle identification system [3]. Although it has not failed to provide regular publications on b baryon spectroscopy, only two papers so far have been devoted to final states containing a Ξ^- or an Ω^- [4, 5].

It was mentioned in [6] that the reconstruction of charged hyperons, and in particular the Ξ^- and Ω^- baryons, was particularly inefficient in the LHCb detector because of long-lived, secondary lambda baryons decaying outside its acceptance.

This paper presents an alternative reconstruction method aiming to address this inefficiency and to promote the study of decay channels containing a Ξ^- or a Ω^- at LHCb. We start with the experiment itself and the way it reconstructs the decay channels mentioned above, then we describe the method we aim to apply and finish by a section about the potential of the method and a discussion about its advantages and disadvantages.

2. Reconstruction of Ξ^- in LHCb.

The LHCb detector [7, 8] is a single-arm forward spectrometer covering the pseudo-rapidity range $2 < \eta < 5$ designed for the study of heavy particles containing b or c quarks. Its layout and different components are shown in Figure 1.

The detector includes a high-precision tracking system consisting of a silicon-strip vertex detector surrounding the pp interaction region (labelled in Figure 1 as "VELO"),

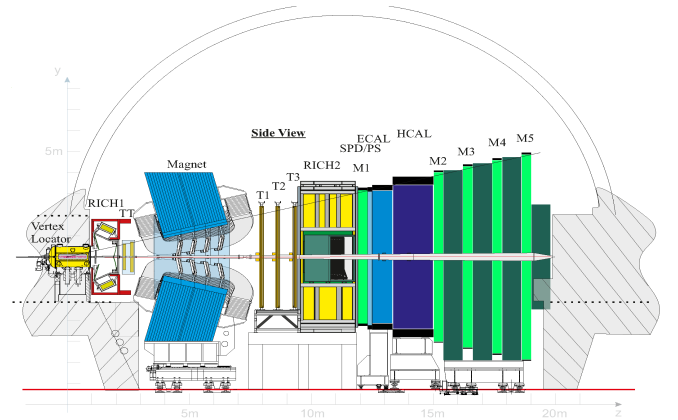


Figure 1: LHCb detector layout. The interaction point is on the left, inside the VELO detector. Other tracking volumes of interest to this study are, from the left to the right, the upstream tracker (TT) and downstream tracker (T1, T2 and T3 or "T stations").

*Corresponding author.

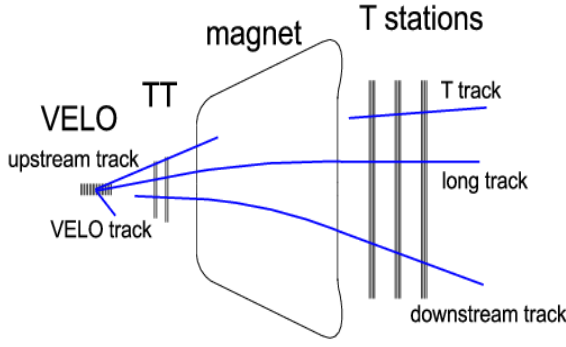


Figure 2: Schematic representation of LHCb track types. This study uses "Long" and "Downstream" tracks, as well as segment seeds called "VELO tracks" and "T tracks".

a large-area silicon-strip detector (TT) located upstream of a dipole magnet with a bending power of about 4Tm, and three stations of silicon-strip detectors and straw drift tubes placed downstream of the magnet ("T stations"). The particle identification system mentioned above is formed by two ring-imaging Cherenkov detectors (RICH1 and RICH2).

Charged particles trajectories are reconstructed through the different elements of the tracking system. Standalone seed tracklets are first formed from hits in each element, before being combined in a global track fit. It is important to note that no tracking element is located inside the dipole magnet, and therefore accurate momentum reconstruction will require the combination of segment seeds from both side of the magnet. Fringe fields outside the magnet allow the reconstruction of the momentum of the "T tracks", but this will be neglected in this analysis due to their reduced momentum resolution [9]. With only two tracking sub-systems upstream of the magnet, there are only two types of track used in LHCb analyses: the "Long" tracks, with hits from all tracking subsystems, and the "Downstream" tracks, with no hit from the VELO. Tracks and segment seeds are represented in Figure 2. The Ξ^- is a long-lived, charged hyperon that decays into a charged pion and a Λ . The Λ itself is long-lived and is reconstructed through its decay into a proton and a charged pion of opposite charge. The reconstruction of the charged hyperon can only proceed if all three charged particles have their momentum measured, which means that they need to form either "Long" or "Downstream" tracks. In [10], the analysis recognises three types of combinations leading to the reconstruction of a Ω^- or Ξ^- : "LLL" where all three particles leave "Long" tracks, "LDD", where the proton and pion from the Λ decay are produced outside the VELO and are reconstructed as "Downstream" tracks, and "DDD" where all three particles are reconstructed as "Downstream" tracks. We hereby refer to this reconstruction method as "3-tracks" sum.

Needless to say, as the Λ is produced downstream of the

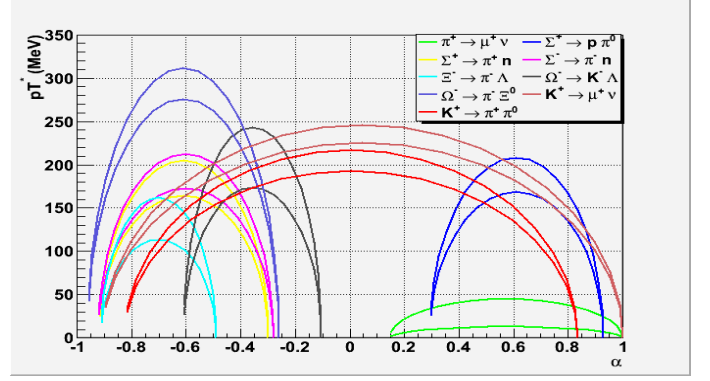


Figure 3: Armenteros-Podolanski diagram for "kinks". The lower and upper boundaries of each band are 20 MeV below and above the central mass to account for potential detector resolution effects.

charged hyperon and decays even further from the interaction point, there will be cases where the Λ decay products will be created after the TT, the last tracking station before the magnet, and it will not be possible to reconstruct their momentum.

3. Reconstruction of Ξ^- as kink.

The reconstruction method we propose here is not new: kink reconstruction was tried and documented by the FOCUS collaboration in [1]. Long-lived ($c\tau > 1\text{cm}$), charged particles leave a measurable primary track before decaying in apparatus like FOCUS or LHCb thanks to the forward geometry of the detector, optimised for the reconstruction of highly boosted particles. As the charged particle decays to another charged particle and at least one neutral particle, the secondary charged particle forms another measurable track in the detector with a different direction, leading to a kink.

The FOCUS collaboration has identified 8 different decay channels corresponding to simple kink topologies, which we represent in the Armenteros-Podolanski diagram in Figure 3.

The Armenteros-Podolanski variables used in Figure 3 are defined as follows:

- on the x axis: α , the asymmetry of the longitudinal projection of the daughter momenta with respect to the line of flight of the mother particle.

$$\alpha = \frac{p_L^{ch} - p_L^0}{p_L^{ch} + p_L^0} = \frac{2p_L^{ch}}{P} - 1$$
, where the superscripts ch and 0 are used for the charged and neutral daughter respectively, and the capital P used for the mother particle momentum.
- on the y axis: p_T^* , the transverse projection of the charged daughter momentum with respect to the line of flight of the mother particle.

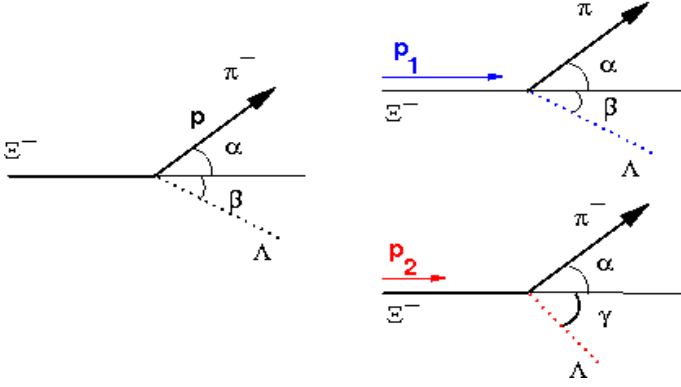


Figure 4: Left: illustration of the complete reconstruction of the Ξ^- kinematics with the full momentum of the charged daughter (arrow) and the flight directions of the Ξ^- (plain line on the left) and the Λ (dashed). Right: The two possible solutions given the mother direction and charged daughter full momentum from the right-hand side decay (kinked, plain arrow). Top: high Ξ^- momentum p_1 (narrow angle β). Bottom: low Ξ^- momentum p_2 (wider angle γ). Angles are magnified for the sake of clarity.

One can immediately see from this busy diagram the importance of reconstructing the momentum magnitude of the mother particle. Without it, we cannot reconstruct α , and therefore we cannot tell from the kink topology alone which decay channel is being observed. Unfortunately, neither FOCUS nor LHCb have the possibility of reconstructing the momentum of the mother particle before it decays, as the IP region is not covered by any substantial magnetic field allowing such measurement, so one has to use the daughters' data to distinguish between kinks. For both Ξ^- and Ω^- baryons, the neutral daughter is a Λ baryon, which leaves a distinctive topological signature of two short, intersecting tracks (or "V0") in the tracking detectors, so all we need to distinguish between Ω^- and Ξ^- decays to Λh^- are the ring-imaging Cherenkov detectors that will tell us if h^- is a pion or a kaon. But unfortunately, this is not the end of the story as the Λ can decay beyond the TT chambers, leaving no "Downstream" track to measure its momentum.

4. Application to LHCb.

We have seen in the previous section that, even by reconstructing the Ξ^- as a kink, we still need to consider the Λ decay in order to remove the two-fold ambiguity arising from the unmeasured mother track momentum. However, we do not need to reconstruct the Λ momentum: with the mother particle flight direction known and materialised as a VELO track, and the charged daughter full momentum vector (direction and magnitude) reconstructed from the matching "Long" or "Downstream" track, all we need to know is the direction of flight of the Lambda, as demonstrated in Figure 4. From Figure 4. with the momentum

of the daughter track fully reconstructed (direction and magnitude), the momentum magnitude of the Λ is reconstructed as $p_\Lambda = p \frac{\sin(\alpha)}{\sin(\beta)}$ from transverse momentum conservation. With the momentum direction of the Λ known, a simple vector sum returns the momentum of the mother.

This direction is given by the line joining the production and decay points of the Λ , with the production point reconstructed as kink vertex. The decay point of the Λ will be reconstructed as the intersection of two "T tracks" to maximise the reconstruction efficiency. Other kinematic properties of the decay should be applied to reduce background contributions:

- momentum conservation: the decay is a two-body decay, so the vertex must sit cleanly in the kink plane, defined by the flight direction of the mother and charged daughter at the kink vertex.
- kink mass. As mentioned by FOCUS, there is only a two-fold ambiguity to the mother momentum magnitude from the kink reconstruction. These two solutions translate into two possible directions for the Λ , with two different emission angles with respect to the flight direction of its mother as shown schematically in Figure 4.

The second point is quite important, as we need to be able to distinguish clearly between the two solutions to perform a correct momentum assignment to the charged hyperon. We found the average angular difference between these solutions for a Ξ^- with a boost of 35 to be 2 mrad.

We evaluated both reconstruction methods' efficiencies on a Monte-Carlo simulation of the decay $\Xi_b^- \rightarrow J/\Psi \Xi^-, \Xi^- \rightarrow \pi^- \Lambda$ that was studied by LHCb in [4, 5, 10], using the PYTHIA generator [11] to simulate proton-proton collisions with a centre of mass energy of 14 TeV. Generated Ξ_b^- were forced to decay in the channel of interest using the software package EvtGen [12]. We used the published LHCb acceptance $2 < \eta < 5$ and a lower momentum cut of 2 GeV for all particles involved in the decay to define our sample of "decays within acceptance".

We used the geometrical descriptions of the upgraded LHCb tracking detectors defined in [13, 14] to define our subsets of "reconstructible" tracks and reconstruction classes below. The differences with the detector layout shown in Figure 1 is described in [13, 14]. The main differences relevant to this study are an improved resolution for the upgraded VELO and SciFi detector, the latter replacing the "T stations". The reconstruction efficiencies are the fraction of decays within acceptance that are also "reconstructible" with one of the two methods described above, the "3-tracks sum" used by LHCb in [4, 5, 10] and the "kink" method we proposed.

Using the upgraded detector layout and the Monte-Carlo simulation of the decay $\Xi_b^- \rightarrow J/\Psi \Xi^-, \Xi^- \rightarrow \pi^- \Lambda$, we define several, non-overlapping, reconstruction classes.

- "Short-lived Ξ^- " ($\sim 30\%$ all decays). The Ξ^- decays before reaching the third VELO station needed to

leave a "reconstructible" VELO track [13]. Only the traditional "3-tracks" method can be used here.

- "Medium range" ($\sim 35\%$ all decays). The Ξ^- leaves a reconstructible track in the VELO. Its charged daughter is reconstructed as either a "Long" or "Downstream" track. Its neutral daughter decays before the TT detector, allowing for these decays to be reconstructed indifferently as either a "kink" or a "3-tracks" resonance.
- "Long range" ($\sim 15\%$ all decays). The Ξ^- leaves a reconstructible track in the VELO, but the daughter Λ decays beyond the first TT layer, so its own decay products are not reconstructible as "Downstream" tracks, only as "T tracks". These decays can only be reconstructed as kinks.
- "Out of acceptance" ($\sim 20\%$ all decays). These decays cannot be reconstructed in any way, as either the Ξ^- decays past the first TT layer, and the momentum scale cannot be measured from the charged daughter of the Ξ^- , or the Λ escapes detection.

The "Long range" category is only useful if we are able to resolve the "two-fold" ambiguity attached to the "kink" reconstruction. To do so, we proposed to look for the Λ decay vertex between the TT and the SciFi detectors by looking for two intersecting SciFi segments. As the Λ may decay in a region with significant magnetic field affecting the trajectories of its charged daughters, we conservatively considered 2D vertexing in the non-bending plane. Using the Monte-Carlo truth data, we compared the effective separation of the two possible decay vertices for the Λ with the vertex resolution achieved by using two intersecting, straight SciFi segments to reconstruct the Λ decay vertex. Doing this in a decay by decay basis, we found that we are unable to resolve only $\sim 10\%$ of the decays of the "Long range" category (or 1.5% of all decays). This is due to the superior resolution of the SciFi tracker ($100\ \mu\text{m}$ single-hit, transverse resolution). The "kink" method is therefore a viable one to recover Ξ^- decays where the Λ decays beyond the TT.

5. Discussion

We can see from here that the two reconstruction methods, "kink" and "3-tracks" sum offer significant overlap ($\sim 35\%$ of all decays in acceptance) and that the comparison of each method on their own is not favourable to the "kink" method. So we suggest to use the two methods together, as the benefits from the "kink" method does not stop at the "Long range" decays.

In the "Medium range" class, the benefits of reconstructing the Ξ^- track along with the 3 tracks of its decay products are the following:

- The Ξ^- decay vertex (or "kink" vertex) is constrained with a high resolution track. This allows for potential improvements in the Ξ^- mass and momentum resolutions. Although it is beyond the scope of this study to evaluate accurately how much resolution can be gained, we can get a rough idea by smearing the Monte-Carlo values of the Ξ^- decay used in the kink reconstruction. Smearing was done using detector resolution quantities listed in [13, 14]. We found a Ξ^- mass resolution of $\sim 15\ \text{MeV}$, dominated by the uncertainty on the Ξ^- track direction. This is due to the fact that the reconstructed Ξ^- track is predominantly a short track ($\sim 100 - 200\ \text{mm}$) with a minimum number of hits.
- The reduction of combinatoric "V0 + secondary track" background, by showing that there is a detector reading where the Ξ^- flies by.
- The Ξ^- **production** vertex is also better constrained. In this particular case, the Ξ^- track is added to the J/Ψ decay products ($J/\Psi \rightarrow \mu^+\mu^-$) to form a three track vertex instead of a two track one.

6. Conclusions

We have presented a complementary method to Ξ^- reconstruction from its decay products alone, using the track left by the boosted Ξ^- in the LHCb Vertex Locator to form a kink or over-constrain the reconstruction. The kink reconstruction method extends the works of the FOCUS collaboration by providing a way to resolve the two-fold ambiguity associated to the kink reconstruction by looking for the Λ decay vertex in LHCb's downstream tracker without having to reconstruct the Λ momentum explicitly. We have also shown that its replacement in the coming upgrade, the SciFi tracker, will have the resolution needed to perform this task.

We hope that this study will encourage many LHCb physicists to take on the study of decay channels containing a Ξ^- or a Ω^- , as the results of this study apply in principle to Ω^- decays to ΛK^- as well (although with different efficiencies, coming from kinematics and lifetime differences).

Acknowledgments

The author would like to thank Dr Susan Haines, Pr Val Gibson and Dr Chris Jones for reading and correcting the manuscript.

References

- [1] J.M Link *et al.* [The FOCUS Collaboration], "Reconstruction of vees, kinks, Ξ^- 's, and Ω^- 's in the FOCUS spectrometer", NIM **A 484**, Iss 1-3 (2002) pp 174-193.
- [2] R. Aaij *et al.* [The LHCb Collaboration], "The LHCb trigger and its performance in 2011", JINST **8** (2013) P04022.

- [3] M. Adinolfi *et al.*, "Performance of the LHCb RICH detector at the LHC", *Eur. Phys. J C* **73** (2013) 2431.
- [4] R. Aaij *et al.*[The LHCb Collaboration], "Measurement of the Ξ_b^- and Ω_b^- baryon lifetimes.", *Phys. Lett. B* **736** (2014), 154-162.
- [5] R. Aaij *et al.* [The LHCb Collaboration], "Measurement of the Λ_b^0, Ξ_b^- and Ω_b^- baryon masses.", *Phys. Rev. Lett.* **110** (2013), 182001.
- [6] R. Aaij *et al.*[The LHCb Collaboration], "Measurement of the mass and lifetime of the Ω_b^- baryon", *Phys. Rev.* **D93** (2016), no. 9, 092007.
- [7] A.A. Alves Jr *et al.* [The LHCb Collaboration], "The LHCb detector at the LHC", *JINST* **3** (2008) S08005.
- [8] R. Aaij *et al.*[The LHCb Collaboration], "LHCb detector performance", *Int. J. Mod. Phys. A***30** (2015) 1530022.
- [9] M. Schiller Diploma thesis, "Standalone track reconstruction for the Outer Tracker of the LHCb experiment using a cellular automaton", University of Heidleberg (2007).
- [10] R. Mäki, "Measurements of b-baryon properties at LHCb", CERN-THESIS-2014-029.
- [11] T. Sjöstrand, S. Mrenna and P.Z. Skands, "A brief introduction to PYTHIA 8.1", *Comput. Phys. Comm.* **178** (2008) 852.
- [12] D. J. Lange, "The EvtGen particle decay simulation package", *NIM A* **462** (2001) 152.
- [13] R. Aaij *et al.*[The LHCb Collaboration], "LHCb VELO Upgrade Technical Design Report", preprint CERN/LHCC 2013-021.
- [14] R. Aaij *et al.*[The LHCb Collaboration], "LHCb Tracker Upgrade Technical Design Report", preprint CERN/LHCC 2014-001.