

COMPUTATION OF MAXIMUM LIKELIHOOD ESTIMATES IN CYCLIC STRUCTURAL EQUATION MODELS

BY MATHIAS DRTON^{*}, CHRISTOPHER FOX[†] AND Y. SAMUEL WANG^{*}

University of Washington^{*} and *University of Chicago*[†]

Software for computation of maximum likelihood estimates in linear structural equation models typically employs general techniques from non-linear optimization, such as quasi-Newton methods. In practice, careful tuning of initial values is often required to avoid convergence issues. As an alternative approach, we propose a block-coordinate descent method that cycles through the considered variables, updating only the parameters related to a given variable in each step. We show that the resulting block update problems can be solved in closed form even when the structural equation model comprises feedback cycles. Furthermore, we give a characterization of the models for which the block-coordinate descent algorithm is well-defined, meaning that for generic data and starting values all block optimization problems admit a unique solution. For the characterization, we represent each model by its mixed graph (also known as path diagram), which leads to criteria that can be checked in time that is polynomial in the number of considered variables.

1. Introduction. Structural equation models (SEMs) provide a general framework for modeling stochastic dependence that arises through cause-effect relationships between random variables. The models form a cornerstone of multivariate statistics with applications ranging from biology to the social sciences (Bollen, 1989; Hoyle, 2012; Kline, 2015). Through their representation by path diagrams, which originate in the work of Wright (1921, 1934), the models encompass directed graphical models (Lauritzen, 1996). While SEMs can naturally be interpreted as models of causality that predict effects of experimental interventions (Spirtes, Glymour and Scheines, 2000; Pearl, 2009), the focus of this paper is on observational scenarios. In other words, we consider statistical inference based on a single independent sample from a distribution in an SEM. Concretely, we will treat linear SEMs in which the effects of any latent variables are marginalized out and represented through correlation among the error terms in the structural equations; see e.g. Pearl (2009, Section 3.7), Spirtes, Glymour and Scheines (2000, Chap. 6) or Wermuth (2011). This setting arises, in particular, in problems of network recovery through model selection as treated, e.g., by Colombo et al. (2012), Silva (2013) or Nowzohour, Maathuis and Bühlmann (2015). For further details and references, see Section 5.2 in Drton and Maathuis (2017).

The specific problem we address is the computation of maximum likelihood estimates (MLEs) in linear SEMs with Gaussian errors in the structural equations. The

MSC 2010 subject classifications: 62H12, 62F10

Keywords and phrases: cyclic graph, feedback, linear structural equation model, graphical model, maximum likelihood estimation



Fig 1: Graph of a cyclic linear SEM with maximum likelihood degree 7.

R packages ‘sem’ (Fox, 2006) and ‘lavaan’ (Rosseel, 2012) as well as commercial software (Narayanan, 2012) solve this problem by applying general quasi-Newton methods for non-linear optimization. However, these methods are often subject to convergence problems and may require careful choice of starting values (Steiger, 2001). This is particularly exacerbated when computing MLEs in poorly fitting models as part of model selection (Drton, Eichler and Richardson, 2009). As a software manual puts it: “It can be devilishly difficult for software to obtain results for SEMs” (StataCorp, 2013, p. 112).

As an alternative, we propose a block-coordinate descent (BCD) method that cycles through the considered variables, updating the parameters related to a given variable in each step. Each update is performed through partial maximization of the likelihood function. This method generalizes the iterative conditional fitting algorithm of Chaudhuri, Drton and Richardson (2007) as well as the algorithm of Drton, Eichler and Richardson (2009). In contrast to this earlier work, our extension is applicable to models that comprise feedback cycles. Models with feedback cycles have been treated by Spirtes (1995), Richardson (1996, 1997), and more recently by Lacerda et al. (2008), Mooij and Heskes (2013) and Park and Raskutti (2016). An example of a recent application can be found in the work of Grace et al. (2016).

The presence of feedback loops complicates likelihood inference as even in settings without latent variables MLEs are generally high-degree algebraic functions of the data. For example, the MLE in the model given by the graph in Figure 1 is an algebraic function of degree 7; see Chapter 2.1 in Drton, Sturmfels and Sullivant (2009) for how to compute this ML degree. Somewhat surprisingly, however, the update steps in our BCD algorithm admit a closed form even in the presence of feedback loops, and the computational effort is on the same order as in the case without feedback loops. In numerical experiments the BCD algorithm is seen to avoid convergence problems.

As a second main contribution, we show that the algorithm applies to interesting models with ‘bows’. In terms of the mixed graph/path diagram, a bow is a subgraph on two nodes i and j with two edges $i \rightarrow j$ and $i \leftrightarrow j$. Such a subgraph indicates that there is both a direct effect of the i -th variable on the j -th variable as well as a latent confounder with effects on the two variables. Bows can lead to collinearity issues in the BCD algorithm, and we are able to give a characterization of the models for which the algorithm is well-defined, meaning that for generic data and starting values all block optimization problems admit a unique and feasible solution. For the characterization, we represent each model by its mixed graph/path diagram, which leads to criteria that can be checked in time that is polynomial in the number of considered variables.

The paper is organized as follows. In Section 2, we review necessary background on linear SEMs. The new BCD algorithm is derived in Section 3. Its properties are discussed in Section 4. Numerical examples are presented in Section 5. Finally, we conclude with

a discussion of the considered problem in Section 6.

2. Linear structural equation models.

2.1. *Basics.* A structural equation model (SEM) captures dependence among a set of variables $\{Y_i : i \in V\}$. Each model is built from a system of equations, with one equation for each considered variable. Each such *structural* equation specifies how a variable Y_i arises as a function of the other variables and a stochastic error term ϵ_i . In the linear case considered here, we have

$$(2.1) \quad Y_i = \sum_{j \in V \setminus \{i\}} \beta_{ij} Y_j + \epsilon_i, \quad i \in V.$$

Collecting the Y_i and ϵ_i terms into the vectors Y and ϵ , respectively, (2.1) can be rewritten as

$$(2.2) \quad Y = BY + \epsilon,$$

where $B = (\beta_{ij})$ is a matrix of coefficients that are sometimes termed *structural parameters* (Bollen, 1989). Specific models of interest are obtained by assuming that for some index pairs (i, j) , variable Y_j has no direct effect on Y_i , which in the linear framework is encoded by the restriction that $\beta_{ij} = 0$.

Techniques for statistical inference are often based on the assumption that ϵ follows a multivariate normal distribution with possible dependence among its coordinates. So,

$$(2.3) \quad \epsilon \sim \mathcal{N}(0, \Omega),$$

where $\Omega = (\omega_{ij})$ is a symmetric, positive definite matrix of parameters. An entry ω_{ij} may capture effects of potential latent variables that are common causes of Y_i and Y_j . When no latent common cause of Y_i and Y_j is believed to exist, constrain $\omega_{ij} = \omega_{ji} = 0$ (see e.g. Spirtes, Glymour and Scheines, 2000; Pearl, 2009). As a result of (2.2) and (2.3), the observed random variables, Y , have a centered normal distribution with covariance matrix

$$(2.4) \quad \Sigma = (I - B)^{-1} \Omega (I - B)^{-T}.$$

Here, I is the $V \times V$ identity matrix. Note that the assumption of centered variables can be made without loss of generality (Anderson, 2003, Chapter 7).

It is often convenient to represent an SEM by a mixed graph or path diagram (Wright, 1921, 1934). The graph has vertex set V and is mixed in the sense of having both a set of *directed edges* E_{\rightarrow} and a set of *bi-directed edges* E_{\leftrightarrow} . The directed edges in E_{\rightarrow} are ordered pairs in $V \times V$, whereas the edges in E_{\leftrightarrow} have no orientation and are unordered pairs $\{i, j\}$ with $i, j \in V$. We will often write $i \rightarrow j$ in place of (i, j) for a potential edge in E_{\rightarrow} and $i \leftrightarrow j$ for a potential edge $\{i, j\}$ in E_{\leftrightarrow} . In this setup, each variable Y_i is then represented by a node, corresponding to its index $i \in V$. An edge $j \rightarrow i$ is not in E_{\rightarrow} if and only if the model imposes the constraint that $\beta_{ij} = 0$. Note that in our

context there are no self-loops $i \rightarrow i$. Similarly, the edge $i \leftrightarrow j$ is absent from E_{\leftrightarrow} if and only if the model imposes the constraint that $\omega_{ij} = \omega_{ji} = 0$. Finally, for each node $j \in V$, we define two sets $\text{pa}(j)$ and $\text{sib}(j)$ that we refer to as the *parents* and *siblings* of j , respectively. The set $\text{pa}(j)$ comprises all nodes $i \in V$ such that $i \rightarrow j \in E_{\rightarrow}$, and $\text{sib}(j)$ is the set of all nodes $i \in V$ such that $i \leftrightarrow j \in E_{\leftrightarrow}$.

Let $G = (V, E_{\rightarrow}, E_{\leftrightarrow})$ be a mixed graph, and define $\mathbf{B}(G)$ to be the set of real $V \times V$ matrices $B = (\beta_{ij})$ such that $I - B$ is invertible and

$$(2.5) \quad \beta_{ij} = 0 \quad \text{whenever } j \rightarrow i \notin E_{\rightarrow}.$$

Similarly, define $\mathbf{\Omega}(G)$ to be the set of all positive definite symmetric $V \times V$ matrices $\Omega = (\omega_{ij})$ that satisfy

$$(2.6) \quad \omega_{ij} = 0 \quad \text{whenever } j \leftrightarrow i \notin E_{\leftrightarrow}.$$

The *linear SEM* $\mathbf{N}(G)$ associated with graph G is then the family of multivariate normal distributions $\mathcal{N}(0, \Sigma)$ with covariance matrix Σ as in (2.4) for $B \in \mathbf{B}(G)$ and $\Omega \in \mathbf{\Omega}(G)$.

A mixed graph G and the associated model $\mathbf{N}(G)$ are *cyclic* if G contains a directed cycle, that is, a subgraph of the form

$$i_1 \rightarrow i_2 \rightarrow \cdots \rightarrow i_k \rightarrow i_1$$

for distinct nodes $i_1, \dots, i_k \in V$, $k \geq 2$. If there is no such cycle, the graph and corresponding model are said to be *acyclic*. Acyclicity brings about great simplifications as we have $\det(I - B) = 1$ for every $B \in \mathbf{B}(G)$ if and only if G is acyclic. To see this note that when G is acyclic, there exists a topological ordering of V , i.e., a relabeling of V such that $i \rightarrow j \in E_{\rightarrow}$ only if $i < j$. Under such an ordering every matrix in $\mathbf{B}(G)$ is strictly lower triangular. If G is an acyclic digraph, such that $E_{\leftrightarrow} = \emptyset$ then the MLE in $\mathbf{N}(G)$ is obtained by solving a linear regression problem for each variable Y_i , $i \in V$. For an acyclic graph with $E_{\leftrightarrow} \neq \emptyset$, this is generally no longer the case but the MLE can be found by iterative least squares computations (Drton, Eichler and Richardson, 2009).

2.2. Cyclic models. A challenge in the computation of MLEs in models with cyclic path diagrams is the fact that $\det(I - B)$ is not constant one. For example, $\det(I - B) = 1 - \beta_{32}\beta_{43}\beta_{24}$ for matrices $B \in \mathbf{B}(G)$ when G is the mixed graph in Figure 2. We observe a correspondence between the term $\beta_{32}\beta_{43}\beta_{24}$ and the directed cycle $2 \rightarrow 3 \rightarrow 4 \rightarrow 2$ in the graph. We now review this connection in the setting of a general mixed graph G .

Let \mathbf{S}_V be the symmetric group of all permutations of the vertex set V . Every permutation $\sigma \in \mathbf{S}_V$ has a unique decomposition into disjoint permutation cycles. Let $\mathcal{C}(\sigma)$ be the set of permutation cycles of σ , and let $\mathcal{C}_2(\sigma)$ be the subset containing cycles of length 2 or more. Write $n(\sigma)$ for the cardinality of $\mathcal{C}_2(\sigma)$, and $V(\sigma)$ for the set of nodes that are contained in a cycle in $\mathcal{C}_2(\sigma)$. Moreover, define

$$(2.7) \quad \mathbf{S}_V(G) = \{\sigma \in \mathbf{S}_V : i = \sigma(i) \text{ or } i \rightarrow \sigma(i) \in E_{\rightarrow} \text{ for all } i \in V\}.$$

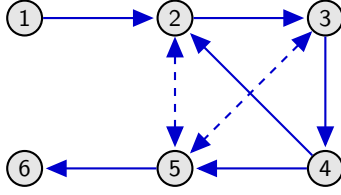


Fig 2: Cyclic mixed graph that is almost everywhere identifiable.

LEMMA 1. Let $B = (\beta_{ij}) \in \mathbf{B}(G)$ for a mixed graph $G = (V, E_{\rightarrow}, E_{\leftrightarrow})$. Then

$$\det(I - B) = \sum_{\sigma \in \mathbf{S}_V(G)} (-1)^{n(\sigma)} \prod_{i \in V(\sigma)} \beta_{\sigma(i), i}.$$

The lemma follows from a Leibniz expansion of the determinant. It could be derived from Theorem 1 in Harary (1962) by treating the diagonal of $I - B$ as self-loops with weight 1 and taking into account that B is negated. Because the lemma is of importance for later developments, we include its proof in Appendix A.1.

When deriving the block-coordinate descent algorithm proposed in Section 3, we treat $\det(I - B)$ as a function of only the entries in a given row. By multilinearity of the determinant this function is linear and its coefficients are obtained in a Laplace expansion. Throughout the paper, we let $-i := V \setminus \{i\}$ and denote the $U \times W$ submatrix of a matrix A by $A_{U,W}$.

LEMMA 2. Let $B = (\beta_{ij}) \in \mathbf{B}(G)$ for a mixed graph $G = (V, E_{\rightarrow}, E_{\leftrightarrow})$. Fix an arbitrary node $i \in V$. Then $\det(I - B)$ is linear in the entries of $B_{i, \text{pa}(i)} = (\beta_{ij} : j \in \text{pa}(i))$ with

$$\det(I - B) = c_{i,0} + B_{i, \text{pa}(i)} c_{i, \text{pa}(i)},$$

where $c_{i,0} \in \mathbb{R}$ and the entries of $c_{i, \text{pa}(i)} \in \mathbb{R}^{\text{pa}(i)}$ are subdeterminants, namely,

$$c_{i,0} = \det((I - B)_{-i, -i}), \quad c_{i,p} = (-1)^{i+p-1} \det((I - B)_{-i, -p}), \quad p \in \text{pa}(i);$$

to define $(-1)^{i+p-1}$ enumerate V in accordance with the layout of the matrix $I - B$.

EXAMPLE 1. The mixed graph G from Figure 2 encodes the equation system

$$\begin{aligned} Y_1 &= \epsilon_1, & Y_2 &= \beta_{21}Y_1 + \beta_{24}Y_4 + \epsilon_2, \\ Y_3 &= \beta_{32}Y_2 + \epsilon_3, & Y_4 &= \beta_{43}Y_3 + \epsilon_4, \\ Y_5 &= \beta_{54}Y_4 + \epsilon_5, & Y_6 &= \beta_{65}Y_5 + \epsilon_6, \end{aligned}$$

where $\epsilon_1, \epsilon_2, \epsilon_3, \epsilon_4$, and ϵ_6 are all pairwise uncorrelated, and ϵ_5 is uncorrelated with ϵ_1, ϵ_4 , and ϵ_6 . The system contains the directed cycle $2 \rightarrow 3 \rightarrow 4 \rightarrow 2$. Consequently,

$$\det(I - B) = 1 - \beta_{32}\beta_{43}\beta_{24}.$$

Hence, the coefficients must satisfy $\beta_{32}\beta_{43}\beta_{24} \neq 1$ for the equation system to yield a positive definite covariance matrix. When fixing node $i \in V$ and writing $\det(I - B)$ as a linear function of $(\beta_{ij})_{j \in \text{pa}(i)}$ as in Lemma 2, we have

$$\begin{aligned} c_{1,0} &= 1 - \beta_{32}\beta_{43}\beta_{24}, & \text{pa}(1) &= \emptyset; \\ c_{2,0} &= 1, & \text{pa}(2) &= \{1, 4\}, & c_{2,\text{pa}(2)} &= (0, -\beta_{32}\beta_{43})^T; \\ c_{3,0} &= 1, & \text{pa}(3) &= \{2\}, & c_{3,\text{pa}(3)} &= -\beta_{43}\beta_{24}; \\ c_{4,0} &= 1, & \text{pa}(4) &= \{3\}, & c_{4,\text{pa}(4)} &= -\beta_{32}\beta_{24}; \\ c_{5,0} &= 1 - \beta_{32}\beta_{43}\beta_{24}, & \text{pa}(5) &= \{4\}, & c_{5,\text{pa}(5)} &= 0; \\ c_{6,0} &= 1 - \beta_{32}\beta_{43}\beta_{24}, & \text{pa}(6) &= \{5\}, & c_{6,\text{pa}(6)} &= 0. \end{aligned}$$

2.3. Likelihood inference. Suppose we are given a sample of N observations in \mathbb{R}^V . Let Y be the $V \times N$ matrix with these observations as columns, and let $S = \frac{1}{N}YY^T$ be the associated $V \times V$ sample covariance matrix (for known zero mean). Fix a possibly cyclic mixed graph G . Ignoring an additive constant and dividing out a factor of $N/2$, model $\mathbf{N}(G)$ has log-likelihood function

$$\begin{aligned} \ell_{G,Y}(\Omega, B) &= -\log \det((I - B)^{-1}\Omega(I - B)^{-T}) - \text{tr}\{(I - B)^T\Omega^{-1}(I - B)S\} \\ (2.8) \quad &= -\log \det(\Omega) - \log \det(I - B)^2 - \text{tr}\{(I - B)^T\Omega^{-1}(I - B)S\}. \end{aligned}$$

Throughout the paper, we assume that Y has full rank $|V|$. This holds with probability one if the sample is from a continuous distribution and $N \geq |V|$. Full rank of Y implies that S is positive definite, and the log-likelihood function $\ell_{G,Y}$ is then bounded for any graph G . However, if G is sparse with a bi-directed part (V, E_{\leftrightarrow}) that is not connected, then $\ell_{G,Y}$ may also be bounded if S is not positive definite (Fox, 2014).

Our problem of interest is to compute (local) maxima of the log-likelihood function. These solve the likelihood equations, which are obtained by equating to zero the gradient of $\ell_{G,Y}(B, \Omega)$. To be precise, the partial derivatives are taken with respect to the free entries in B and Ω , which we denote by β and ω , respectively. So, β has $|E_{\rightarrow}|$ entries, and ω has $|V| + |E_{\leftrightarrow}|$ entries. Let $\text{vec}(A)$ denote the vectorization (stacking of the columns) of a matrix A . Then there are 0/1-valued matrices P and Q such that $\text{vec}(B) = P\beta$, and $\text{vec}(\Omega) = Q\omega$.

PROPOSITION 1. *The likelihood equations of the model $\mathbf{N}(G)$ can be written as*

$$(2.9) \quad P^T \text{vec} [\Omega^{-1}(I - B)S - (I - B)^T] = 0,$$

$$(2.10) \quad Q^T \text{vec} (\Omega^{-1} - \Omega^{-1}(I - B)S(I - B)^T\Omega^{-1}) = 0.$$

A derivation of this result is provided in Appendix A.2. In general, the likelihood equations are difficult to solve analytically; recall the example from Figure 1. Instead, it is common practice to use iterative maximization techniques.

3. Block-coordinate descent for cyclic mixed graphs.

3.1. *Algorithm overview.* We now introduce our block-coordinate descent (BCD) procedure for computing the MLE in a possibly cyclic mixed graph model $\mathbf{N}(G)$. The method requires initializing with a choice of $B \in \mathbf{B}(G)$ and $\Omega \in \mathbf{\Omega}(G)$. The algorithm then proceeds by repeatedly iterating through all nodes in V and performing update steps. In the update for node i , we maximize the log-likelihood function with respect to all parameters corresponding to edges with a head at i (i.e., $B_{i,\text{pa}(i)}$ and $\Omega_{i,\text{sib}(i) \cup \{i\}}$) while holding all other structural parameters fixed. The parameters that are updated determine the i -th row in B and the i -th row and column in the symmetric matrix Ω . The algorithm stops when a convergence criterion is satisfied.

In the derivation of the block update, we write Y_C for the $C \times N$ submatrix of Y , for subset $C \subset V$. In particular, $Y_{-i} = Y_{V \setminus \{i\}}$ and Y_i is the i -th row of Y . Finally, we note that we will invoke assumptions to ensure that the optimization problem yielding the block update admits a unique solution. The graphs G for which these assumptions hold will be characterized in Section 4.

3.2. *Block update problem.* In the i -th block update problem, we seek to maximize the log-likelihood function $\ell_{G,Y}$ while holding the submatrices $\Omega_{-i,-i}$ and B_{-i} fixed. Let

$$\omega_{ii,-i} = \omega_{ii} - \Omega_{i,-i} \Omega_{-i,-i}^{-1} \Omega_{-i,i}$$

be the conditional variance of the error term ϵ_i given ϵ_{-i} ; here $\Omega_{-i,-i}^{-1} = (\Omega_{-i,-i})^{-1}$. In analogy to Theorem 12 in [Drton, Eichler and Richardson \(2009\)](#), the log-likelihood function can be decomposed as

$$\begin{aligned} \ell_{G,Y}(\Omega, B) = & -\log \omega_{ii,-i} - \frac{1}{N \omega_{ii,-i}} \|Y_i - B_{i,\text{pa}(i)} Y_{\text{pa}(i)} - \Omega_{i,\text{sib}(i)} (\Omega_{-i,-i}^{-1} \epsilon_{-i})_{\text{sib}(i)}\|^2 \\ (3.1) \quad & -\log \det(\Omega_{-i,-i}) - \frac{1}{2N} \text{tr}(\Omega_{-i,-i}^{-1} \epsilon_{-i} \epsilon_{-i}^T) + \log \det(I - B)^2. \end{aligned}$$

This follows by factoring the joint distribution of ϵ into the marginal distribution of ϵ_{-i} and the conditional distribution of ϵ_i given ϵ_{-i} . The key difference between (3.1) and the corresponding log-likelihood decomposition in [Drton, Eichler and Richardson \(2009\)](#) is the presence of the term $\log \det(I - B)^2$, which is nonzero for cyclic graphs.

With $\Omega_{-i,-i}$ and B_{-i} fixed, we can first compute the error terms

$$(3.2) \quad \epsilon_{-i} = (I - B)_{-i} Y$$

and subsequently the *pseudo-variables*

$$(3.3) \quad Z_{-i} = \Omega_{-i,-i}^{-1} \epsilon_{-i}.$$

From (3.1), it is clear that, for fixed $\Omega_{-i,-i}$ and B_{-i} , the maximization of $\ell_{G,Y}$ reduces to the maximization of the function

$$\begin{aligned} (3.4) \quad \ell_{G,Y,i}(\Omega_{i,\text{sib}(i)}, \omega_{ii,-i}, B_{i,\text{pa}(i)}) = & -\log \omega_{ii,-i} - \frac{1}{N \omega_{ii,-i}} \|Y_i - B_{i,\text{pa}(i)} Y_{\text{pa}(i)} - \Omega_{i,\text{sib}(i)} Z_{\text{sib}(i)}\|^2 \\ & + \log[(c_{i,0} + B_{i,\text{pa}(i)} c_{i,\text{pa}(i)})^2]. \end{aligned}$$

Here, we applied Lemma 2, and let $B_{i,\text{pa}(i)} = (\beta_{ij} : j \in \text{pa}(i))$ and $\Omega_{i,\text{sib}(i)} = (\omega_{ik} : k \in \text{sib}(i))$. The domain of definition of $\ell_{G,Y,i}$ is $\mathbb{R}^{\text{sib}(i)} \times (0, \infty) \times \mathbb{R}_{\text{inv}}^{\text{pa}(i)}$, where

$$\mathbb{R}_{\text{inv}}^{\text{pa}(i)} = \mathbb{R}^{\text{pa}(i)} \setminus \{B_{i,\text{pa}(i)} : c_{i,0} + B_{i,\text{pa}(i)}c_{i,\text{pa}(i)} = 0\}$$

excludes choices of $B_{i,\text{pa}(i)}$ for which $I - B$ is non-invertible.

For any fixed choice of $B_{i,\text{pa}(i)}$ and $\Omega_{i,\text{sib}(i)}$, if $Y_i - B_{i,\text{pa}(i)}Y_{\text{pa}(i)} - \Omega_{i,\text{sib}(i)}Z_{\text{sib}(i)} \neq 0$, then

$$(3.5) \quad \omega_{ii,-i}^* = \frac{1}{N} \|Y_i - B_{i,\text{pa}(i)}Y_{\text{pa}(i)} - \Omega_{i,\text{sib}(i)}Z_{\text{sib}(i)}\|^2$$

uniquely maximizes $\ell_{G,Y,i}$ with respect to $\omega_{ii,-i}$. This fact could be used to form a profile log-likelihood function. Before proceeding, however, we shall address the concern that for a mixed graph G that contains cycles, it may occur that $Y_i \in \text{span}(Y_{\text{pa}(i)}, Z_{\text{sib}(i)})$ even if the rows of Y are linearly independent. A simple example would be the graph with nodes 1 and 2 and three edges $1 \rightarrow 2$, $1 \leftarrow 2$ and $1 \leftrightarrow 2$; see Example 4 below.

LEMMA 3. *Let the data matrix $Y \in \mathbb{R}^{V \times N}$ have linearly independent rows. Then $Y_i - B_{i,\text{pa}(i)}Y_{\text{pa}(i)} - \Omega_{i,\text{sib}(i)}Z_{\text{sib}(i)} \neq 0$ for all $B \in \mathbf{B}(G)$, $\Omega \in \mathbf{\Omega}(G)$ and $i \in V$.*

PROOF. From (3.3),

$$Y_i - B_{i,\text{pa}(i)}Y_{\text{pa}(i)} - \Omega_{i,\text{sib}(i)}Z_{\text{sib}(i)} = \epsilon_i - \omega_{i,-i}\Omega_{-i,-i}^{-1}\epsilon_{-i} = 0$$

only if $\epsilon = (I - B)Y \in \mathbb{R}^{V \times N}$ has linearly dependent rows. However, this cannot occur when Y has linearly independent rows as matrices $B \in \mathbf{B}(G)$ have $I - B$ invertible. \square

According to Lemma 3, we may indeed substitute $\omega_{ii,-i}^*$ from (3.5) into $\ell_{G,Y,i}$ and maximize the resulting profile log-likelihood function

$$(3.6) \quad (\Omega_{i,\text{sib}(i)}, B_{i,\text{pa}(i)}) \mapsto \log(N) - 1 - \log \left(\frac{\|Y_i - B_{i,\text{pa}(i)}Y_{\text{pa}(i)} - \Omega_{i,\text{sib}(i)}Z_{\text{sib}(i)}\|^2}{(c_{i,0} + B_{i,\text{pa}(i)}c_{i,\text{pa}(i)})^2} \right).$$

By monotonicity of the logarithm, maximizing (3.6) with respect to $(\Omega_{i,\text{sib}(i)}, B_{i,\text{pa}(i)}) \in \mathbb{R}^{\text{sib}(i)} \times \mathbb{R}_{\text{inv}}^{\text{pa}(i)}$ is equivalent to minimizing

$$(3.7) \quad g_i(\Omega_{i,\text{sib}(i)}, B_{i,\text{pa}(i)}) = \frac{\|Y_i - B_{i,\text{pa}(i)}Y_{\text{pa}(i)} - \Omega_{i,\text{sib}(i)}Z_{\text{sib}(i)}\|^2}{(c_{i,0} + B_{i,\text{pa}(i)}c_{i,\text{pa}(i)})^2}.$$

If $c_{i,\text{pa}(i)} = 0$, which occurs when i does not lie on any directed cycle, then the denominator in (3.7) is constant and the problem amounts to finding least squares estimates for $\Omega_{i,\text{sib}(i)}$ and $B_{i,\text{pa}(i)}$. In other words, we solve a linear regression problem with response Y_i and covariates Z_k , $k \in \text{sib}(i)$ and Y_j , $j \in \text{pa}(i)$. This is the setting considered by Drton, Eichler and Richardson (2009).

In the more difficult case where $c_{i,\text{pa}(i)} \neq 0$, minimizing the function g_i from (3.7) amounts to minimizing a ratio of two univariate quadratic functions. The numerator is a least squares objective for a linear regression problem with design matrix $(Z_{\text{sib}(i)}^T, Y_{\text{pa}(i)}^T) \in \mathbb{R}^{N \times (|\text{sib}(i)| + |\text{pa}(i)|)}$. The denominator is the square of an affine function whose slope vector satisfies the following property proven in Appendix B.1.

LEMMA 4. *The vector $\begin{pmatrix} 0 \\ c_{i,\text{pa}(i)} \end{pmatrix}$ is orthogonal to the kernel of $\begin{pmatrix} Z_{\text{sib}(i)} \\ Y_{\text{pa}(i)} \end{pmatrix}^T$.*

3.3. *Minimizing a ratio of quadratic functions.* When $c_{i,\text{pa}(i)} \neq 0$, the minimization of g_i from (3.7) is an instance of the general problem

$$(3.8) \quad \min_{\alpha \in \mathbb{R}^m} \frac{\|y - X\alpha\|^2}{(c_0 + c^T\alpha)^2}$$

that is specified by a vector $y \in \mathbb{R}^N$ with $N \geq m$, a matrix $X \in \mathbb{R}^{N \times m}$, a nonzero vector $c \in \mathbb{R}^m \setminus \{0\}$ and a scalar $c_0 \in \mathbb{R}$. For a correspondence to (3.7), take as argument the vector $\alpha = (\Omega_{i,\text{sib}(i)}, B_{i,\text{pa}(i)})^T$, which is of length $m = |\text{sib}(i)| + |\text{pa}(i)|$, and set

$$(3.9) \quad y = Y_i^T, \quad X = \begin{pmatrix} Z_{\text{sib}(i)} \\ Y_{\text{pa}(i)} \end{pmatrix}^T, \quad c = \begin{pmatrix} 0 \\ c_{i,\text{pa}(i)} \end{pmatrix}, \quad c_0 = c_{i,0}.$$

We now show that (3.8) admits a closed-form solution. In doing so, we focus attention on problems in which the matrix X has full column rank. Unless stated otherwise, we do not require that c be orthogonal to the kernel of X . Rank deficient cases are discussed in Remark 2 at the end of this section.

THEOREM 1. *Suppose the matrix X has full rank $m \leq N$. Let $\hat{\alpha} = (X^T X)^{-1} X^T y$ be the minimizer $\alpha \mapsto \|y - X\alpha\|^2$, and let $y_0^2 = \|y - X\hat{\alpha}\|^2$.*

(i) *If $c_0 + c^T \hat{\alpha} \neq 0$, then (3.8) is uniquely solved by*

$$\alpha^* = \hat{\alpha} + \frac{y_0^2}{c_0 + c^T \hat{\alpha}} (X^T X)^{-1} c.$$

(ii) *If $c_0 + c^T \hat{\alpha} = 0$ and $y_0^2 = 0$, then (3.8) admits a solution, but not uniquely so. The solution set is $\{\hat{\alpha} + \lambda (X^T X)^{-1} c : \lambda \in \mathbb{R} \setminus \{0\}\}$.*

(iii) *If $c_0 + c^T \hat{\alpha} = 0$ and $y_0^2 > 0$, the minimum in (3.8) is not achieved.*

REMARK 1. The computational complexity of solving (3.8) is on the same order as that of solving the least squares problem with objective $\|y - X\alpha\|^2$.

PROOF OF THEOREM 1. We give a numerically stable algorithm for solving (3.8), and then translate the solution into a rational function of the input (y, X, c_0, c) .

(a) *Algorithm.* Find an orthogonal $m \times m$ matrix Q_1 such that $Q_1 c = (0, \dots, 0, \|c\|)^T$; note that in our context the support of c is confined to the coordinates indexed by $\text{pa}(i)$. Reparametrizing to $\alpha' = Q_1 \alpha$, (3.8) becomes

$$(3.10) \quad \min_{\alpha' \in \mathbb{R}^m} \frac{\|y - XQ_1^T \alpha'\|^2}{(c_0 + \|c\| \alpha'_m)^2}$$

with α'_m being the last coordinate of $\alpha' = (\alpha'_1, \dots, \alpha'_m)$. Next, compute a QR decomposition $XQ_1^T = Q_2^T R$, where Q_2 is an orthogonal $N \times N$ matrix, and R is an upper triangular $N \times m$ matrix. Observe that $R = \begin{pmatrix} R_1 \\ 0 \end{pmatrix}$ with $R_1 \in \mathbb{R}^{m \times m}$ upper triangular. Since orthogonal transformations leave Euclidean norms invariant,

$$(3.11) \quad \frac{\|y - XQ_1^T \alpha'\|^2}{(c_0 + \|c\| \alpha'_m)^2} = \frac{\|Q_2 y - R \alpha'\|^2}{(c_0 + \|c\| \alpha'_m)^2} = \frac{\sum_{j=1}^m [(Q_2 y)_j - (R_1 \alpha')_j]^2 + y_0^2}{(c_0 + \|c\| \alpha'_m)^2},$$

where $y_0^2 = \sum_{j=m+1}^N (Q_2 y)_j^2$ is the squared length of the projection of y on the orthogonal complement of the span of X . Finally, we reparametrize to $\alpha'' = R_1 \alpha'$ and obtain the problem

$$(3.12) \quad \min_{\alpha'' \in \mathbb{R}^m} \frac{\sum_{j=1}^m [(Q_2 y)_j - \alpha''_j]^2 + y_0^2}{(c_0 + \|c\| r^{-1} \alpha''_m)^2}$$

with $r = R_{mm}$ being the (m, m) entry in R (and R_1). We have $r \neq 0$ as X and thus XQ_1^T and also R have full column rank. This also entails that R_1 is invertible.

For α'' to be a solution of (3.12), it clearly must hold that

$$(3.13) \quad \alpha''_j = (Q_2 y)_j \quad \text{for } j = 1, \dots, m-1,$$

and (3.12) is solved by finding the coordinate α''_m by minimizing the univariate function

$$(3.14) \quad g(\alpha''_m) = \frac{((Q_2 y)_m - \alpha''_m)^2 + y_0^2}{(c_0 + \|c\| r^{-1} \alpha''_m)^2}, \quad \alpha''_m \in \mathbb{R}.$$

By Lemma 5 below and assuming that $c_0 + \|c\| r^{-1} (Q_2 y)_m \neq 0$, the univariate function g from (3.14) attains its minimum at

$$(3.15) \quad \alpha''_m = (Q_2 y)_m + \frac{\|c\| y_0^2}{r c_0 + \|c\| (Q_2 y)_m}.$$

If $c_0 + \|c\| r^{-1} (Q_2 y)_m = 0$ and $y_0^2 = 0$, then g is constant and any feasible $\alpha''_m \neq (Q_2 y)_m$ is optimal. If $c_0 + \|c\| r^{-1} (Q_2 y)_m = 0$ and $y_0^2 > 0$, then g does not achieve its minimum.

In order to solve the problem posed at the beginning of this subsection, i.e., the problem from (3.8), we convert the optimum α'' from (3.13) and (3.15) to

$$(3.16) \quad \alpha = Q_1^T R_1^{-1} \alpha''.$$

(b) *Rational formulas.* Inspecting (3.11), we observe that $R_1^{-1}(Q_2y)_{\{1,\dots,m\}}$ is the coefficient vector that solves the least squares problem in which y is regressed on XQ_1^T . Therefore,

$$(3.17) \quad Q_1^T R_1^{-1}(Q_2y)_{\{1,\dots,m\}} = (X^T X)^{-1} X^T y =: \hat{\alpha}$$

is the least squares coefficient vector for the regression of y on X . Because R_1 is rectangular, it follows that $r^{-1}(Q_2y)_m$ is the m -th entry of the vector $R_1^{-1}(Q_2y)_{\{1,\dots,m\}}$. With $Q_1 c = (0, \dots, 0, \|c\|)^T$, we deduce that

$$(3.18) \quad \|c\| r^{-1}(Q_2y)_m = \langle Q_1 c, R_1^{-1}(Q_2y)_{\{1,\dots,m\}} \rangle = \langle c, Q_1^T R^{-1}(Q_2y)_{\{1,\dots,m\}} \rangle = \langle c, \hat{\alpha} \rangle.$$

Let $e_m = (0, \dots, 0, 1)^T$ be the m -th canonical basis vector. Using that R_1^{-T} has its last column equal to $r^{-1}e_m$, we find that

$$(3.19) \quad Q_1^T R_1^{-1} e_m \|c\| r^{-1} = Q_1^T R_1^{-1} R_1^{-T} Q_1 c = (Q_1^T R^T R Q_1)^{-1} c \\ = (Q_1^T R^T Q_2 Q_2^T R Q_1)^{-1} c = (X^T X)^{-1} c.$$

In case (i), we obtain from (3.13), (3.15) and (3.16) that the unique minimum is

$$Q_1^T R_1^{-1}(Q_2y)_{\{1,\dots,m\}} + \frac{\|c\| r^{-1} y_0^2}{c_0 + \|c\| r^{-1}(Q_2y)_m} Q_1^T R_1^{-1} e_m.$$

Applying (3.17)-(3.19), we readily find the rational formula asserted in the theorem. Cases (ii) and (iii) are similar. \square

The above proof relied on the following lemma about a ratio of univariate quadratics. The lemma is derived in Appendix B.2.

LEMMA 5. For constants $a, b, c_0, c_1 \in \mathbb{R}$ with $c_1 \neq 0$, define the function

$$f(x) = \frac{(a-x)^2 + b^2}{(c_0 + c_1 x)^2}, \quad x \in \mathbb{R} \setminus \{-c_0/c_1\}.$$

(i) If $c_0 + ac_1 \neq 0$, then f is uniquely minimized by

$$x = \frac{ac_0 + a^2 c_1 + b^2 c_1}{c_0 + ac_1} = a + \frac{b^2 c_1}{c_0 + ac_1}.$$

(ii) If $c_0 + ac_1 = 0$ and $b = 0$, then f is constant and equal to $1/c_1^2$.

(iii) If $c_0 + ac_1 = 0$ and $b^2 > 0$, then f does not achieve its minimum, and $\inf f = \lim_{x \rightarrow \pm\infty} f(x) = 1/c_1^2$.

REMARK 2. When c is orthogonal to the kernel of X , then $c = X^T \tilde{c}$ for a vector $\tilde{c} \in \mathbb{R}^N$. The problem (3.8) is then equivalent to

$$(3.20) \quad \min_{\tilde{\alpha} \in \text{span}(X)} \frac{\|y - \tilde{\alpha}\|^2}{(c_0 + \tilde{c}^T \tilde{\alpha})^2}.$$

Algorithm 1 Block-coordinate descent

Require: Y , $\Omega^{(0)}$ and $B^{(0)}$

```

1: repeat
2:   for  $i \in V$  do
3:     Fix  $\Omega_{-i,-i}$  and  $B_{-i}$ , and compute residuals  $\epsilon_{-i}$  and pseudo-variables  $Z_{\text{sib}(i)}$ 
4:     Compute  $c_{i,0}$  and  $c_{i,\text{pa}(i)}$  as in Lemma 2
5:     if  $c_{\text{pa}(i)} \neq 0$  then
6:       Set up problem (3.8) with  $y = Y_i^T$ ,  $X = (Y_{\text{pa}(i)}^T, Z_{\text{sib}(i)}^T)$ ,  $c = (c_{i,\text{pa}(i)}^T, 0)^T$  and  $c_0 = c_{i,0}$ 
7:       Compute an orthogonal matrix  $Q_1$  with  $Q_1 c = (0, \dots, 0, \|c\|)^T$ 
8:       Compute QR decomposition  $Q_1 X = Q_2^T R$ 
9:       Extract submatrix  $R_1 = R_{\{1, \dots, m\} \times \{1, \dots, m\}}$ 
10:      Compute intermediate constants  $r = R_{mm}$ ,  $y_0^2$ , and  $(Q_2 y)_j$  for  $j = 1, \dots, m$ 
11:      Compute  $\alpha''$  using (3.13) and (3.15)
12:      Compute  $(\hat{B}_{i,\text{pa}(i)}, \hat{\Omega}_{i,\text{sib}(i)})^T = \alpha = Q_1^T R_1^{-1} \alpha''$ 
13:    else
14:      Compute  $(\hat{B}_{i,\text{pa}(i)}, \hat{\Omega}_{i,\text{sib}(i)})$  by minimizing sum of squares in numerator of (3.7)
15:    end if
16:    Compute  $\hat{\omega}_{ii,-i}$  using (3.5)
17:    Update  $B_i$  and  $\Omega_{i,-i} = \Omega_{-i,i}^T$  using  $\hat{B}_{i,\text{pa}(i)}$  and  $\hat{\Omega}_{i,\text{sib}(i)}$ , respectively
18:    Update  $\Omega$  by setting  $\omega_{ii} = \hat{\omega}_{ii,-i} + \Omega_{i,-i} \Omega_{-i,-i}^{-1} \Omega_{-i,i}$ 
19:  end for
20: until Convergence criterion is met

```

Let $\mathcal{L}(X)$ be the column span of X , and let $\pi_{\mathcal{L}(X)}$ be the orthogonal projection onto $\mathcal{L}(X)$. Then (3.20) admits a unique solution if and only if $c_0 + \tilde{c}^T \pi_{\mathcal{L}(X)}(y) \neq 0$. The unique solution is

$$\tilde{\alpha}^* = \pi_{\mathcal{L}(X)}(y) + \frac{\|y - \pi_{\mathcal{L}(X)}(y)\|^2}{c_0 + \tilde{c}^T \pi_{\mathcal{L}(X)}(y)} \pi_{\mathcal{L}(X)}(\tilde{c}),$$

which is meaningful also when X does not have full rank. If desired, a coefficient vector $\alpha^* \in \mathbb{R}^m$ satisfying $X\alpha^* = \tilde{\alpha}^*$ can be chosen.

3.4. The BCD algorithm. By Theorem 1, or rather the algorithm outlined in its proof, we are able to efficiently minimize the function g_i from (3.7). In other words, we can efficiently update the i -th row in B and the i -th row and column in Ω by a partial maximization of the log-likelihood function $\ell_{G,Y}$. We summarize our block-coordinate descent scheme for maximization of the log-likelihood function $\ell_{G,Y}$ in Algorithm 1. For a convergence criterion, we may compare the norm of the change in (B, Ω) or the resulting covariance matrix or the value of $\ell_{G,Y}$ to a given tolerance.

Because cases (ii) and (iii) of Theorem 1 allow for non-unique or non-existent solutions to block update problems, a remaining concern is whether the BCD algorithm may fail to be well-defined. We address this problem in Section 4, where we give a characterization of the mixed graphs for which BCD updates are unique and feasible. In this characterization we treat generic data Y and generically chosen starting values for (B, Ω) . As discussed in Section 4.4, graphs for which the BCD algorithm is not generically well-defined yield non-identifiable models. Identifiability is not necessary,

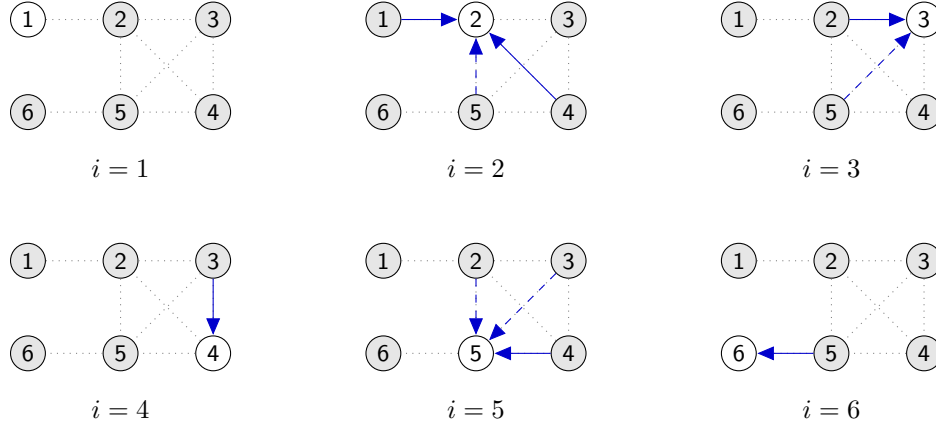


Fig 3: Illustration of the update steps for the BCD algorithm for each node. At each step, the edges corresponding to fixed parameters have been replaced with dotted edges. Arrowheads into nodes other than i have been removed. Hence, solid and dashed directed edges into i respectively represent directed and bi-directed edges with an arrowhead at i . Each remaining arrowhead signifies the relevant parameter to update during this step.

however, for the BCD algorithm to be generically well-defined. Furthermore, note that non-uniqueness of block update solutions could be addressed as outlined in Remark 2.

EXAMPLE 2. We illustrate the BCD algorithm for the graph from Figure 2, visiting the nodes in the order of their labels from 1 to 6. Since the graph is simple (i.e., without bows), the theory from Section 4.2 shows that all updates are well-defined.

Beginning with node $i = 1$, we fix all but the first row of B and the first row and column of Ω . In graphical terms, we fix the parameters that correspond to edges that do not have an arrowhead at node 1. Now, there are no arrowheads at node 1, meaning that all entries in the first row of B and all off-diagonal entries in the first row and column of Ω are constant zero. Consequently, the algorithm merely updates the variance ω_{11} . The update simply sets $\omega_{11} = S_{11}$, the sample variance for variable 1. This update is the same in later iterations, that is, node 1 can be skipped in subsequent iterations.

For $i = 2$, three edges have arrowheads at node 2, with corresponding parameters β_{21} , β_{24} and ω_{25} . The directed edge $4 \rightarrow 2$ is contained in a cycle of the graph. Its associated parameter, β_{24} , has coefficient $-\beta_{32}\beta_{43}$ in $\det(I - B)$. Thus, unless β_{32} or β_{43} is zero, $c_{\text{pa}(2)} \neq 0$ and the more involved update from lines 6-11 in Algorithm 1 applies. If β_{32} or β_{43} is fixed to zero during this first iteration of the algorithm (i.e., one or both were initialized to zero), then the first update for $i = 2$ is a least squares problem.

Nodes 3 and 4 each have one arrowhead corresponding to a directed edge contained in a cycle of the graph. Hence, the updates for $i = 3$ and $i = 4$ proceed analogously to the update step $i = 2$. For $i = 3$, we update the parameters β_{32} , ω_{35} , and ω_{33} . For $i = 4$, we update the parameters β_{43} and ω_{44} .

For $i = 5$, there are three arrowheads at node 5 corresponding to the three parameters

β_{54}, ω_{25} , and ω_{35} . Observe that $4 \rightarrow 5$ is the only directed edge into node 5 and is not contained in a cycle. Hence $c_{\text{pa}(5)} = 0$, and we proceed with the least squares update in line 13 of Algorithm 1. This least squares computation may change from one iteration of the algorithm to the next.

For $i = 6$, the only arrowhead corresponds to the directed edge $5 \rightarrow 6$ with associated parameter β_{65} . This directed edge is not involved in a cycle, so we estimate the parameter via a least squares regression and then solve for ω_{66} . This update remains the same throughout all iterations of the algorithm and only needs to be performed once.

4. Properties of the block-coordinate descent algorithm.

4.1. *Convergence properties.* Because the BCD algorithm performs partial maximizations, the value of the log-likelihood function $\ell_{G,Y}$ is non-decreasing throughout the iterations. At every update, the algorithm finds a positive definite covariance matrix. The update steps clearly preserve the structural zeros of the matrices B and Ω , and $I - B$ remains invertible. Hence, the algorithm constructs a sequence in $\mathbf{B}(G) \times \mathbf{\Omega}(G)$.

Every accumulation point (B^*, Ω^*) of the sequence constructed by the algorithm is a critical point of the likelihood function and either a local maximum or a saddle point. A local maximum can be certified by checking negative definiteness of the Hessian of $\ell_{G,Y}$. However, as ‘always’ in general non-linear optimization there is no guarantee that a global maximum is found. Indeed, even for seemingly simple mixed graphs, the likelihood function can be multimodal (Drton and Richardson, 2004). In practice, one may wish to run the algorithm from several different initial values. A strength of the BCD algorithm is that for nodes whose incoming directed edges are not contained in any cycle of G and that are not incident to any bi-directed edges, the update of $B_{i,\text{pa}(i)}$ and ω_{ii} does not depend on the fixed pair $(B_{-i}, \Omega_{-i,-i})$ and thus needs to be performed only once (in the first iteration). As we had noted, this happens for nodes 1 and 6 of the example discussed in Section 3.4. Hence, we may check for nodes of this type and exclude them from subsequent iterations after the first iteration of the algorithm. We also update these nodes before the set of nodes that require multiple update iterations.

4.2. *Existence and uniqueness of optima in block updates.* The BCD algorithm is well-defined if each block update problem has a unique solution that is feasible, where feasibility refers to the new matrix Ω being positive definite. When updating at node i , the positive definiteness of Ω is equivalent to $\omega_{ii,-i} > 0$. Since the latter conditional variance is set via (3.5), feasibility of a block update solution $(\Omega_{i,\text{sib}(i)}, B_{i,\text{pa}(i)})$ corresponds to $\|Y_i - B_{i,\text{pa}(i)}Y_{\text{pa}(i)} - \Omega_{i,\text{sib}(i)}Z_{\text{sib}(i)}\|$ being positive.

If the underlying graph is acyclic then the update at node i solves a least squares problem that has a unique solution if and only if the $|\text{pa}(i)| + |\text{sib}(i)|$ vectors in the rows of $Y_{\text{pa}(i)}$ and $Z_{\text{sib}(i)}$ form a linearly independent set in \mathbb{R}^N . Moreover, the update yields a positive value of $\omega_{ii,-i}$ if and only if Y_i is not in the linear span of the rows of $Y_{\text{pa}(i)}$ and $Z_{\text{sib}(i)}$. We conclude that, in the acyclic case, the block update admits a unique and feasible solution if and only if the following condition is met:

(A1)_i The matrix $\begin{pmatrix} Z_{\text{sib}(i)} \\ Y_{\text{pa}(i) \cup \{i\}} \end{pmatrix} \in \mathbb{R}^{(|\text{sib}(i)|+|\text{pa}(i)|+1) \times N}$ has linearly independent rows.

As we show in Theorem 2 below, if the underlying graph is not acyclic, then a further condition is needed:

(A2)_i The inequality $c_{i,0} + \hat{B}_{i,\text{pa}(i)} c_{i,\text{pa}(i)} \neq 0$ holds for $\hat{B}_{i,\text{pa}(i)} = [Y_i X_i^T (X_i X_i^T)^{-1}]_{\text{pa}(i)}$ and $X_i = \begin{pmatrix} Z_{\text{sib}(i)} \\ Y_{\text{pa}(i)} \end{pmatrix} \in \mathbb{R}^{(|\text{sib}(i)|+|\text{pa}(i)|) \times N}$.

Note that the acyclic case has $c_{i,0} = 1$ and $c_{i,\text{pa}(i)} = 0$, so condition (A2)_i is void.

EXAMPLE 3. Let the graph $G = (V, E_{\rightarrow}, E_{\leftrightarrow})$ be a two-cycle, so $V = \{1, 2\}$, $E_{\rightarrow} = \{1 \rightarrow 2, 2 \rightarrow 1\}$ and $E_{\leftrightarrow} = \emptyset$. Consider the update for node $i = 2$. With $\text{pa}(2) = 1$, we have $c_{2,\text{pa}(2)} = -\beta_{12}$ and $c_{2,0} = 1$. Since $\text{sib}(2) = \emptyset$, the block update amounts to solving

$$\min_{\beta_{21} \in \mathbb{R}} \frac{\|Y_2 - \beta_{21} Y_1\|^2}{(1 - \beta_{12} \beta_{21})^2}$$

for fixed β_{12} . Condition (A1)_i holds for $i = 2$ when the data vectors Y_1 and Y_2 are linearly independent. We are then in case (i) or (iii) of Theorem 1. Hence, the solution either exists uniquely or does not exist. It fails to exist when

$$1 - \beta_{12} \frac{\langle Y_2, Y_1 \rangle}{\|Y_1\|^2} = 0,$$

that is, when (A2)_i fails for $i = 2$.

THEOREM 2. Let $G = (V, E_{\rightarrow}, E_{\leftrightarrow})$ be any mixed graph, and let $Y \in \mathbb{R}^{V \times N}$ be a data matrix of full rank $|V| \leq N$. Let $i \in V$ be any node. Then the function g_i from (3.7) has a unique minimizer $(\Omega_{i,\text{sib}(i)}, B_{i,\text{pa}(i)})$ with

$$\|Y_i - B_{i,\text{pa}(i)} Y_{\text{pa}(i)} - \Omega_{i,\text{sib}(i)} Z_{\text{sib}(i)}\| > 0$$

if and only if conditions (A1)_i and (A2)_i hold.

PROOF. (\Leftarrow) When (A1)_i holds, Theorem 1 applies to the minimization of g_i because the matrix X defined in (3.9) has full rank. Condition (A2)_i ensures we are in case (i) of the theorem. Hence, g_i has a unique minimizer $(\Omega_{i,\text{sib}(i)}, B_{i,\text{pa}(i)})$. According to (A1)_i, Y_i^T is not in the span of X . Thus, $Y_i - B_{i,\text{pa}(i)} Y_{\text{pa}(i)} - \Omega_{i,\text{sib}(i)} Z_{\text{sib}(i)} \neq 0$.

(\Rightarrow) First, suppose (A1)_i holds but (A2)_i fails. Then Theorem 1 applies in either case (ii) or (iii). Hence, the minimizer of g_i is either not unique or does not exist.

Second, suppose condition (A1)_i fails because $X = (Z_{\text{sib}(i)}^T, Y_{\text{pa}(i)}^T)$ is not of full rank. Let $\eta \in \mathbb{R}^{|\text{sib}(i)|+|\text{pa}(i)|}$ be any nonzero vector in the kernel of X . Let $c = (0, c_{i,\text{pa}(i)}^T)^T$. With the orthogonality from Lemma 4, we have $X\alpha = X(\alpha + \eta)$ and $c^T \alpha = c^T (\alpha + \eta)$ for any $\alpha \in \mathbb{R}^{|\text{sib}(i)|+|\text{pa}(i)|}$. Consequently, g_i does not have a unique minimizer.

Third, suppose that $X = (Z_{\text{sib}(i)}^T, Y_{\text{pa}(i)}^T)$ has full rank but $(A1)_i$ still fails. Then $y = Y_i^T$ is in the column span of X so that Theorem 1 applies with the quantity y_0^2 zero. We are thus in either case (i) or case (ii) of the theorem. In case (ii) the minimizer is not unique. This leaves us with case (i), in which $y_0^2 = 0$ implies that g_i is uniquely minimized by the least squares vector $\hat{\alpha}$, i.e., the minimizer of $\alpha \mapsto \|y - X\alpha\|^2$. Since $y = Y_i^T$ is in the span of X , we have $\|y - X\alpha\|^2 = 0$, which translates into $Y_i - B_{i,\text{pa}(i)}Y_{\text{pa}(i)} - \Omega_{i,\text{sib}(i)}Z_{\text{sib}(i)} = 0$. We conclude that g_i has a unique and feasible minimizer only if $(A1)_i$ and $(A2)_i$ hold. \square

EXAMPLE 4. Let $G = (V, E_{\rightarrow}, E_{\leftrightarrow})$ be the graph with vertex set $V = \{1, 2\}$, and edge sets $E_{\rightarrow} = \{1 \rightarrow 2, 2 \rightarrow 1\}$ and $E_{\leftrightarrow} = \{1 \leftrightarrow 2\}$. Note that the model $\mathbf{N}(G)$ comprises all centered bivariate normal distributions. Therefore, the log-likelihood function $\ell_{G,Y}$ achieves its maximum for any data matrix $Y \in \mathbb{R}^{2 \times N}$ of rank 2.

The two block updates in this example are symmetric, so consider the update for $i = 1$ only. Fix any two values of $\beta_{21} \in \mathbb{R}$ and $\omega_{22} > 0$. Then the map from $(\beta_{12}, \omega_{12}, \omega_{11})$ to the covariance matrix $(I - B)^{-1}\Omega(I - B)^{-T}$ is easily seen to have a Jacobian matrix of rank 2. Because the rank drops from 3 to 2, for each triple $(\beta_{12}, \omega_{12}, \omega_{11})$ there is a one-dimensional set of other triples that yield the same covariance matrix and, thus, the same value of the likelihood function. Due to this lack of block-wise identifiability, the block update cannot have a unique solution.

In this example, we have $\text{sib}(1) = \text{pa}(1) = \{2\}$ and $\det(I - B) = 1 - \beta_{12}\beta_{21}$, so that $c_{i,0} = 1$ and $c = (0, -\beta_{21})^T$. Moreover,

$$X^T = \begin{pmatrix} Z_{\text{sib}(i)} \\ Y_{\text{pa}(i)} \end{pmatrix} = \begin{pmatrix} \frac{1}{\omega_{22}}(Y_2 - \beta_{21}Y_1) \\ Y_2 \end{pmatrix} = \begin{pmatrix} -\frac{\beta_{21}}{\omega_{22}} & \frac{1}{\omega_{22}} \\ 0 & 1 \end{pmatrix} Y.$$

If $\beta_{21} = 0$, then $(A1)_i$ fails for $i = 1$ because X is rank deficient. If $\beta_{21} \neq 0$ and $\text{rank}(Y) = 2$, then $\text{rank}(X) = 2$ and $y = Y_1^T$ is in the span of X , with

$$Y_1 = \begin{pmatrix} -\frac{\omega_{22}}{\beta_{21}} & \frac{1}{\beta_{21}} \end{pmatrix} X^T.$$

Consequently, $y_0^2 = 0$ and the least squares coefficients for the regression of y on X are $(-\omega_{22}/\beta_{21}, 1/\beta_{21})$. Then condition $(A2)_i$ fails for $i = 1$ because with $c_{1,\text{pa}(1)} = -\beta_{21}$ and least squares coefficient $\hat{B}_{1,\text{pa}(1)} = 1/\beta_{21}$ we find that

$$c_{1,0} + \hat{B}_{1,\text{pa}(1)}c_{1,\text{pa}(1)} = 1 + \frac{1}{\beta_{21}}(-\beta_{21}) = 0.$$

REMARK 3. The findings from Example 4 generalize. Indeed, for any graph G , if Y has full rank and Y_i^T is in the span of $X = (Z_{\text{sib}(i)}^T, Y_{\text{pa}(i)}^T)$, then one can show that $(A2)_i$ fails and, thus, the block update has infinitely many solutions; see Appendix B.3.

4.3. *Well-defined BCD iterations.* Although Theorem 2 characterizes the existence of a unique and feasible solution for a particular block update, it does not yet clarify when its conditions $(A1)_i$ and $(A2)_i$ hold throughout all iterations of the BCD algorithm.

$$i_1 \rightarrow \boxed{i_2 \leftrightarrow i_3 \leftrightarrow \dots \leftrightarrow i_k}, \quad i_1 \rightarrow \boxed{i_2}, \quad \boxed{i_1 \leftrightarrow i_2 \leftrightarrow i_3 \dots \leftrightarrow i_k}, \quad \boxed{i_1}.$$

Fig 4: Four half-collider paths with boxes drawn around their bi-directed portions.

In practice, there is freedom in choosing the starting value $(B_0, \Omega_0) \in \mathbf{B}(G) \times \mathbf{\Omega}(G)$ and, in particular, we may choose it randomly to alleviate problems of having the triple (Y, B_0, Ω_0) in undesired special position; recall Example 3. Since our models consider a continuously distributed data matrix $Y \in \mathbb{R}^{V \times N}$, the natural problem becomes to characterize the graphs G such that any finite number of BCD iterations are well-defined for generic triples (Y, B_0, Ω_0) . As before, our treatment assumes $N \geq |V|$.

We begin by studying condition $(A1)_i$. Let $G = (V, E_{\rightarrow}, E_{\leftrightarrow})$ be a mixed graph. Let π be a path in G , and let i_1, \dots, i_k be the not necessarily distinct vertices on π . Then π is a *half-collider path* if either all edges on π are bi-directed, or the first edges is $i_1 \rightarrow i_2$ and all other edges are bi-directed. Both a single edge $i_1 \rightarrow i_2$ and an empty path comprising only node i_1 are half-collider paths. The *bi-directed portion* of a half-collider path π is the set of nodes that are incident to a bi-directed edge on π . In other words, if π starts with $i_1 \rightarrow i_2$, then its bi-directed portion is $\{i_2, \dots, i_k\}$. If π does not contain a directed edge, then its bi-directed portion is the set of all of its nodes $\{i_1, \dots, i_k\}$. Valid half-collider paths are shown in Figure 4.

We note that half-collider paths are dual to the half-treks of Foygel, Draisma and Drton (2012). A half-trek is a path whose first edge is either directed or bi-directed, and whose remaining edges are directed.

Let $S_b, S_e \subset V$ be two sets of nodes. A collection of paths π^1, \dots, π^s is a *system of half-collider paths* from S_b to S_e if $|S_b| = |S_e| = s$, each π^l is a half-collider path from a node in S_b to a node in S_e , every node in S_b is the first node on some π^l , and every node in S_e is the last node on some π^l .

PROPOSITION 2. *Let $G = (V, E_{\rightarrow}, E_{\leftrightarrow})$ be a mixed graph, and let $i \in V$. Then the following two statements are equivalent:*

- (a) Condition $(A1)_i$ holds for generic triples $(Y, B, \Omega) \in \mathbb{R}^{V \times N} \times \mathbf{B}(G) \times \mathbf{\Omega}(G)$.
- (b) The induced subgraph G_{-i} contains a system of half-collider paths from a subset of $V \setminus (\text{pa}(i) \cup \{i\})$ to $\text{sib}(i)$ such that the bi-directed portions are pairwise disjoint.

The proof is deferred to Appendix C.1. It merely requires Y to be of full rank and (B, Ω) to be chosen from a set of generic points that is independent of Y .

EXAMPLE 5. Suppose a graph with vertex set $V = \{1, \dots, 6\}$ contains the paths

$$1 \rightarrow 3 \leftrightarrow 4 \leftrightarrow 5 \quad \text{and} \quad 2 \leftrightarrow 1 \leftrightarrow 6.$$

These form a system of half-collider paths from $\{1, 2\}$ to $\{5, 6\}$. The system is not vertex disjoint as node 1 appears on both paths. However, the bi-directed portions $\{3, 4, 5\}$ and $\{1, 2, 6\}$ are disjoint.

Next, we turn to condition $(A2)_i$ and show that in generic cases it does not impose any additional restriction.

PROPOSITION 3. *Suppose the mixed graph G is such that $(A1)_i$ holds for generic triples $(Y, B, \Omega) \in \mathbb{R}^{V \times N} \times \mathbf{B}(G) \times \mathbf{\Omega}(G)$. Then $(A2)_i$ holds for generic triples (Y, B, Ω) .*

PROOF. The matrix X_i and the least squares vector $\hat{B}_{i, \text{pa}(i)}$ in condition $(A2)_i$ are rational functions of the triple (Y, B, Ω) . Hence, there is a polynomial $f(Y, B, \Omega)$ such that $(A2)_i$ fails only if f vanishes. A polynomial that is not the zero polynomial has a zero set that is of reduced dimension and of measure zero (Okamoto, 1973, Lemma 1). Therefore, it suffices to show that $(A2)_i$ holds for a single choice of (Y, B, Ω) .

By assumption, we may pick $B \in \mathbf{B}(G)$ and $\Omega \in \mathbf{\Omega}(G)$ such that $(A1)_i$ holds for any full rank Y . Take Y such that $(I - B)^{-1}\Omega(I - B)^{-T} = \frac{1}{N}YY^T$. When Y has full rank, the normal distribution with covariance matrix $\frac{1}{N}YY^T$ has maximal likelihood. Therefore, Ω and B are maximizers of the log-likelihood function $\ell_{G, Y}$. Consider now the block update for node i . Because $(A1)_i$ holds, the matrix X_i has full rank and Y_i is not in the span of X_i . It follows that Theorem 1 applies with $y_0^2 > 0$. Since our special choice of (Y, B, Ω) guarantees the existence of an optimal solution, we must be in case (i) of the theorem. The inequality defining this case corresponds to $(A2)_i$. \square

The following theorem gives a combinatorial characterization of the graphs for which the BCD algorithm is well-defined. It readily follows from the above results, as we show in Appendix C.2.

THEOREM 3. *For a mixed graph $G = (V, E_{\rightarrow}, E_{\leftrightarrow})$, the following two statements are equivalent:*

- (a) *For all $i \in V$, the induced subgraph G_{-i} contains a system of half-collider paths from a subset of $V \setminus (\text{pa}(i) \cup \{i\})$ to $\text{sib}(i)$ such that the bi-directed portions are pairwise disjoint.*
- (b) *For generic triples $(Y, B_0, \Omega_0) \in \mathbb{R}^{V \times N} \times \mathbf{B}(G) \times \mathbf{\Omega}(G)$, any finite number of iterations of the BCD algorithm for $\ell_{G, Y}$ have unique and feasible block updates when (B_0, Ω_0) is used as starting value.*

In Drton, Eichler and Richardson (2009), the focus was on bow-free acyclic graphs, where bow-free means that there do not exist two nodes i and j with both $i \rightarrow j$ and $i \leftrightarrow j$ in G . For such graphs, the BCD algorithm is easily seen to be well-defined. More generally, by taking $S_i = \text{sib}(i)$ we obtain the following generalization to graphs that may contain directed cycles.

PROPOSITION 4. *If G is a simple mixed graph, i.e., every pair of nodes is incident to at most one edge, then condition (a) in Theorem 3 holds.*

When the graph G is not simple, checking condition (a) from Theorem 3 is more involved. It can, however, be checked in polynomial time.

PROPOSITION 5. *For any mixed graph $G = (V, E_{\rightarrow}, E_{\leftrightarrow})$, condition (a) in Theorem 3 can be checked in $\mathcal{O}(|V|^5)$ operations.*

The proof, which is deferred to Appendix C.3, casts checking the condition as a network flow problem.

4.4. *Identifiability.* There is a close connection between well-defined block updates and parameter identifiability. Suppose the data matrix Y is such that the sample covariance is $S = \frac{1}{N}YY^T = (I - B)^{-1}\Omega(I - B)^{-T}$ for a pair $(B, \Omega) \in \mathbf{B}(G) \times \mathbf{\Omega}(G)$. Consider the block update of the i -th row of B and i -th row and column of Ω . Based on Theorem 1, if the update does not have a unique solution then there is an infinite set of solutions (B', Ω') . Each such solution (B', Ω') must have $(I - B')^{-1}\Omega'(I - B')^{-T}$ equal to S because S is the unique covariance matrix with maximum likelihood. Hence, there is an infinite set of parameters (B', Ω') that define the same normal distribution as (B, Ω) .

COROLLARY 1. *If the graphical condition in statement (a) of Theorem 3 fails for the graph G , then the from Lemma 2 does not hold for any $i \in V$, then the parameters of model $\mathbf{N}(G)$ are not identifiable.*

5. Simulation studies. In this section, we analyze the performance of our BCD algorithm in two contexts. First, we use it to compare the fit of two nested models (one of which is cyclic) for data on protein abundances. Second, we examine the problem of parameter estimation in a specified model. There we compare our algorithm on a number of simulated graphs against the fitting routine from the ‘sem’ package in R (Fox, 2006; R Development Core Team, 2011).

5.1. *Protein-signaling network.* Figure 2 in Sachs et al. (2005) presents a protein-signaling network involving 24 molecules. Abundance measurements are available for 11 of these. The remaining 13 are unobserved. For our illustration, we select two plausible mixed graphs over the 11 observed variables. The graphs differ only by the presence of a directed edge that induces a cycle and a bow; see Figure 5. The edge $\text{PIP2} \rightarrow \text{PIP3}$, which makes for the difference, is highlighted in red. Before proceeding to our analysis, we note that the results in Sachs et al. (2005) are based on discretized data and are thus not directly comparable to our computations.

We proceed by comparing the two candidate models via the likelihood ratio test. The data we consider consist of 11 simultaneously observed signaling molecules measured independently across $N = 853$ individual primary human immune system cells. Specifically, we consider the data from experimental condition CD3+CD28 and center/rescale the data, ensuring that each variable has zero mean and variance one. Although the likelihood ratio test statistic is invariant to scale, the rescaling improves the conditioning of the sample covariance matrix which improves the performance of BCD.

The corresponding likelihood ratio test statistic for the data is .075, and under the standard χ_1^2 asymptotic distribution for the null hypothesis, this corresponds to a p-value of 0.78. However, in the considered models it is not immediately clear whether

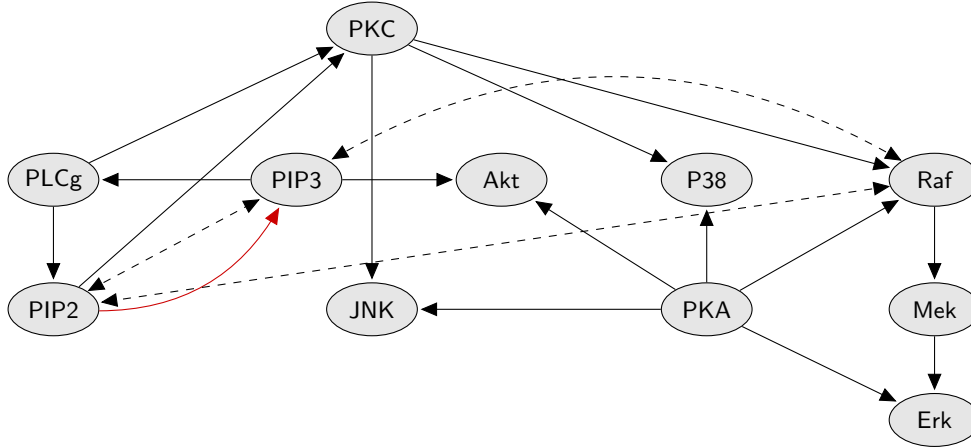


Fig 5: Plausible mixed graph for the protein-signaling network dataset. The relevant acyclic sub-model can be formed by removing the red directed edge from PIP2 to PIP3.

a χ_1^2 approximation has (asymptotic) validity, as the models generally have a singular parameter space (Drton, 2009). Therefore, we enlist subsampling as a guard against a possible non-standard asymptotic distribution. Subsampling only requires the existence of a limiting distribution for the likelihood ratio statistic (Politis, Romano and Wolf, 1999, Chapter 2.6). This limiting distribution, while not necessarily chi-squared, is guaranteed to always exist (Drton, 2009). Each random subsample consists of b observations where b is chosen large enough to approximate the true asymptotic distribution under the null, but small compared to $N = 853$ to still provide reasonable power under the alternative. We consider 5000 subsamples of sizes $b = 30$ and $b = 50$.

For each subsample, we first fit the sub-model corresponding to the mixed graph depicted in Figure 5 without the edge $\text{PIP2} \rightarrow \text{PIP3}$. For this procedure, we initialize the free entries of B using least squares regression estimates (i.e., fitting the model that ignores the error correlations). We then calculate the covariance between the regression residuals to estimate the non-zero elements of Ω . Although the sample covariance of the regression residuals is positive definite, the resulting matrix which also encodes the structural zeros may not be. To ensure that Ω is positive definite, we scale the off diagonal elements such that $\sum_{i \neq j} |\omega_{ij}| = .9 \times \omega_{ii}$ so that the resulting matrix is diagonally dominant. After the BCD algorithm converges to a stationary point in the sub-model, we take the fitted values \hat{B} and $\hat{\Omega}$ to initialize the algorithm run on the model that includes the additional $\text{PIP2} \rightarrow \text{PIP3}$ edge. We evaluate the likelihood function at each of the two maxima and formulate the corresponding likelihood ratio test statistic. The choice of \hat{B} and $\hat{\Omega}$ as initial values for estimating the larger model guarantees that the test statistics are non-negative.

Histograms for the subsampled log-likelihood ratio statistics are shown in Figure 6. The empirical distributions for $b = 30$ and $b = 50$ are seen to be similar to one another and also rather close to a χ_1^2 distribution. The observed test statistic for the full data has empirical p-value of 0.76 and 0.73 for $b = 30$ and $b = 50$ respectively. These p-values

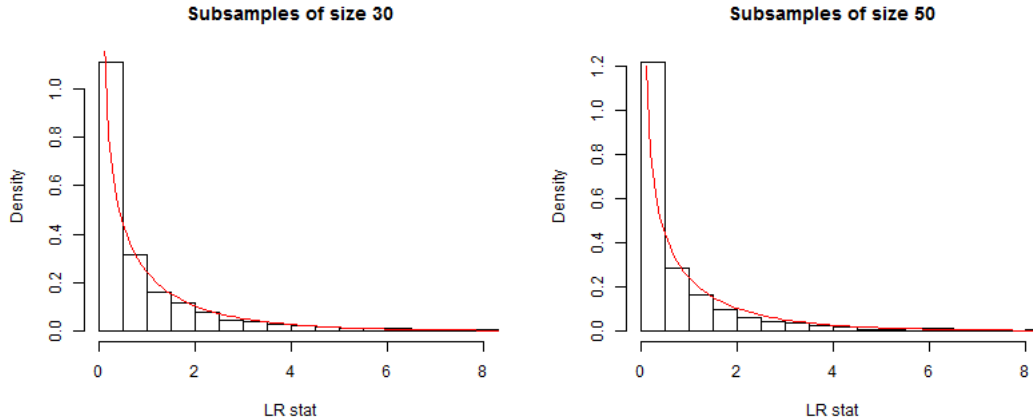


Fig 6: Histograms for the likelihood ratio test statistic for 5000 subsamples of size 30 and 50, respectively. The superimposed red line depicts the χ_1^2 density.

are slightly smaller than the p-value of 0.78 from χ_1^2 approximation. Altogether there is little evidence to reject the sub-model in favor of the more complicated cyclic model.

5.2. *Simulated data.* We now demonstrate how the BCD algorithm behaves on different types of mixed graphs. We consider the existing R package ‘sem’ (Fox, 2006) as an alternative and compare the performance of these algorithms for maximum likelihood estimation on simulated data.

To simulate a mixed graph, we begin with the empty graph on V nodes. For $0 \leq k \leq V$, we add directed edges $1 \rightarrow 2 \rightarrow \dots \rightarrow (k - 1) \rightarrow k \rightarrow 1$, creating a directed cycle of length k . For all $p(p - 1)/2 - (k - 1)$ remaining pairs of nodes (i, j) with $i < j$, we generate independent uniform random variables $U_{ij} \sim U(0, 1)$. If $U_{ij} \leq d$, we introduce the directed edge $i \rightarrow j$. Alternatively, if $d < U_{ij} \leq b + d$, we introduce the bi-directed edge $i \leftrightarrow j$. If $U_{ij} > b + d$, there is no edge between i and j . After all edges have been determined, we randomly permute the node labels. This construction ensures that the resulting mixed graph G has the following properties:

- (i) G has a unique cycle of length k ;
- (ii) G is bow-free and simple.

For this simulation, we use 24 different configurations of (V, N, k, d, b) , where N is the sample size. We examine graphs of size $V = 10$ and $V = 20$ and $N = 3V/2$ and $N = 10V$ observations. In each of these 4 configurations, we consider 3 distinct choices of the maximum cycle length: $k = 0, V/5$, and $2V/5$. For each combination of (V, N, k) , we let $d = 0.1$ and $d = 0.2$, fixing $b = d/2$ in each case. Note that in the case of $k = 0$, every generated graph will be acyclic and simple, the class of mixed graphs considered by Drton, Eichler and Richardson (2009).

In each simulation, we generate a random mixed graph G according to the procedure above. We then select a random distribution from the corresponding normal model $\mathbf{N}(G)$

V	N	k	d	Convergence		Both converge	Both agree	Running time	
				BCD	SEM			BCD	SEM
10	15	0	0.1	1000	991	991	932	3.8	24.1
10	15	0	0.2	1000	949	949	884	9.5	31.8
10	15	2	0.1	1000	479	479	456	10.7	28.7
10	15	2	0.2	1000	559	559	518	16.0	36.2
10	15	4	0.1	997	672	672	637	10.7	30.5
10	15	4	0.2	997	553	553	520	16.7	38.0
10	100	0	0.1	1000	996	996	985	6.5	30.9
10	100	0	0.2	1000	991	991	991	20.9	53.3
10	100	2	0.1	1000	517	517	517	40.1	48.0
10	100	2	0.2	1000	635	635	635	51.5	58.9
10	100	4	0.1	999	726	726	725	33.4	50.2
10	100	4	0.2	998	688	688	688	46.3	63.0
20	30	0	0.1	1000	989	989	971	54.0	324.7
20	30	0	0.2	1000	921	921	881	166.7	550.5
20	30	4	0.1	999	836	836	824	77.3	319.5
20	30	4	0.2	998	731	731	701	197.0	652.6
20	30	8	0.1	1000	709	709	696	97.0	342.2
20	30	8	0.2	999	534	534	505	237.5	766.3
20	200	0	0.1	1000	998	998	993	119.8	330.1
20	200	0	0.2	1000	983	983	958	299.0	585.4
20	200	4	0.1	1000	847	847	829	199.5	356.8
20	200	4	0.2	999	806	806	773	359.6	712.3
20	200	8	0.1	999	765	765	755	257.6	409.8
20	200	8	0.2	1000	659	659	630	471.7	851.4

TABLE 1

Data simulated from a random distribution in a randomly generated mixed graph model is fit to the model using BCD and the quasi-Newton method invoked by ‘sem’. Each row summarizes 1000 simulations. ‘Both agree’ counts the cases with ML estimates equal up to small tolerance. Running time is average CPU time (in milliseconds) for the cases in which both algorithms converged and agreed.

by taking the covariance matrix to be $\Sigma = (I - B)^{-1}\Omega(I - B)^{-T}$ for $B \in \mathbf{B}(G)$ and $\Omega \in \mathbf{\Omega}(G)$ selected as follows. We set all free, off-diagonal entries of B and Ω to independent realizations from a $\mathcal{N}(0, 1)$ distribution. The diagonal entries of Ω are chosen as one more than the sum of the absolute values of the entries in the corresponding row of Ω plus a random draw from a χ_1^2 distribution. Hence, Ω is diagonally dominant and positive definite. The model $\mathbf{N}(G)$ is then fit to a sample of size N that is generated from the selected distribution. We use the routine ‘sem’ and our BCD algorithm. The BCD algorithm is allowed to run for a maximum of 5000 iterations, at which point divergence was assumed. The BCD algorithm is initialized using the procedure described in Section 5.1. The ‘sem’ method is initialized by default using a modification of the procedure described by McDonald and Hartmann (1992).

Each row of Table 1 corresponds to 1000 simulations at a configuration of (V, N, k, d, b) . In particular, we record how often each algorithm converges. The columns ‘both converge’ and ‘both agree’ report the number of simulations for which both algorithms converged, and the number of these simulations for which the resulting estimates were equal up to a small tolerance. For the routine ‘sem’, which uses a generic ‘nlm’ Newton optimizer, it is not uncommon that convergence occurs but yields estimates that are not positive definite. In these cases, we consider the algorithm to have not converged.

The last two columns show the average CPU running times (in milliseconds) over simulations for which both methods converged and agreed¹. We caution that these times are not directly comparable, since ‘sem’ computes a number of other quantities of interest in addition to the maximum likelihood estimate. However, the BCD algorithm is up to 6 times faster than ‘sem’ in some instances. One potential reason is that when the graph is relatively sparse, many of the nodes may only require a single BCD update.

6. Discussion. This work gives is an extension of the RICF algorithm from Drton, Eichler and Richardson (2009) to cyclic models. The RICF algorithm and its BCD extension iteratively perform partial maximizations of the likelihood function via joint updates to the parameter matrices B and Ω . Each update problem admits a unique solution. Like its predecessor, the generalized algorithm is guaranteed to produce feasible positive definite covariance matrices after every iteration. Moreover, any accumulation point of the sequence of estimated covariance matrices is necessarily either a local maximum or a saddle point of the likelihood function.

Despite these desirable properties, the general scope of this algorithm to cyclic models is not without limitations. As with any iterative maximization procedure, there is no guarantee that convergence of the algorithm is to a global maximum, due to possible multi-modality of the likelihood function. In addition, for certain models the algorithm may be ill-defined, due to collinearity of the covariates and pseudo-covariates in our update step. However, we show that the models for which this occurs are non-identifiable. Moreover, we give necessary and sufficient graphical conditions for generically well defined updates, which were not previously known for the acyclic case.

In some of our simulated examples the BCD algorithm, which does not use any overall

¹The simulations were run on a laptop with a quad-core 2.4Ghz processor.

second-order information, needed many iterations to meet a convergence criterion. It is possible that in those cases a hybrid method that also consider quasi-Newton steps would converge more quickly. Nevertheless, our numerical experiments in Section 5.2 show that the BCD algorithm is competitive in terms of computation time with the generic optimization tools as used in the R package ‘sem’ all the while alleviating convergence problems.

References.

- ANDERSON, T. W. (2003). *An introduction to multivariate statistical analysis*, third ed. *Wiley Series in Probability and Statistics*. Wiley-Interscience [John Wiley & Sons], Hoboken, NJ. [MR1990662](#)
- BOLLEN, K. A. (1989). *Structural equations with latent variables*. *Wiley Series in Probability and Mathematical Statistics: Applied Probability and Statistics*. John Wiley & Sons Inc., New York. A Wiley-Interscience Publication. [MR996025 \(90k:62001\)](#)
- CHAUDHURI, S., DRTON, M. and RICHARDSON, T. S. (2007). Estimation of a covariance matrix with zeros. *Biometrika* **94** 199–216.
- COLOMBO, D., MAATHUIS, M. H., KALISCH, M. and RICHARDSON, T. S. (2012). Learning high-dimensional directed acyclic graphs with latent and selection variables. *Ann. Statist.* **40** 294–321.
- DRTON, M. (2009). Likelihood ratio tests and singularities. *Ann. Statist.* **37** 979–1012.
- DRTON, M., EICHLER, M. and RICHARDSON, T. S. (2009). Computing maximum likelihood estimates in recursive linear models with correlated errors. *J. Mach. Learn. Res.* **10** 2329–2348. [MR2563984 \(2012d:62211\)](#)
- DRTON, M. and MAATHUIS, M. (2017). Structure learning in graphical modeling. *Annual Review of Statistics and Its Application*. in press.
- DRTON, M. and RICHARDSON, T. S. (2004). Multimodality of the likelihood in the bivariate seemingly unrelated regressions model. *Biometrika* **91** 383–392.
- DRTON, M., STURMFELS, B. and SULLIVANT, S. (2009). *Lectures on algebraic statistics*. *Oberwolfach Seminars* **39**. Birkhäuser Verlag, Basel. [MR2723140 \(2012d:62004\)](#)
- EDMONDS, J. and KARP, R. M. (1970). Theoretical improvements in algorithmic efficiency for network flow problems. In *Combinatorial Structures and their Applications (Proc. Calgary Internat. Conf., Calgary, Alta., 1969)* 93–96. Gordon and Breach, New York. [MR0266680](#)
- FOX, J. (2006). Teacher’s corner: Structural equation modeling with the sem package in R. *Structural equation modeling* **13** 465–486.
- FOX, C. (2014). Interpretation and inference of linear structural equation models PhD thesis, University of Chicago.
- FOYGEL, R., DRAISMA, J. and DRTON, M. (2012). Half-trek criterion for generic identifiability of linear structural equation models. *Ann. Statist.* **40** 1682–1713.
- FULKERSON, D. R. (1962). *Flows in networks*. Princeton University Press.
- GRACE, J. B., ANDERSON, T. M., SEABLOOM, E. W., BORER, E. T., ADLER, P. B., HARPOLE, W. S., HAUTIER, Y., HILLEBRAND, H., LIND, E. M., PÄRTEL, M., BAKKER, J. D., BUCKLEY, Y. M., CRAWLEY, M. J., DAMSCHEN, E. I., DAVIES, K. F., FAY, P. A., FIRN, J., GRUNER, D. S., HECTOR, A., KNOPS, J. M. H., MACDOUGALL, A. S., MELBOURNE, B. A., MORGAN, J. W., ORROCK, J. L., PROBER, S. M. and SMITH, M. D. (2016). Integrative modelling reveals mechanisms linking productivity and plant species richness. *Nature* **529** 390–393.
- HARARY, F. (1962). The determinant of the adjacency matrix of a graph. *SIAM Rev.* **4** 202–210. [MR0144330](#)
- HOYLE, R. H., ed. (2012). *Handbook of structural equation modeling*. Guilford Press, New York.
- KLINE, R. B. (2015). *Principles and practice of structural equation modeling*, 4th ed. Guilford Press, New York.
- LACERDA, G., SPIRITES, P., RAMSEY, J. and HOYER, P. (2008). Discovering cyclic causal models by independent components analysis. In *Proceedings of the Twenty-Fourth Conference Annual Conference on Uncertainty in Artificial Intelligence (UAI-08)* 366–374. AUAI Press, Corvallis, Oregon.
- LAURITZEN, S. L. (1996). *Graphical models*. Oxford University Press.

- MCDONALD, R. P. and HARTMANN, W. M. (1992). A procedure for obtaining initial values of parameters in the RAM model. *Multivariate Behavioral Research* **27** 57–76.
- MOOLJ, J. M. and HESKES, T. (2013). Cyclic causal discovery from continuous equilibrium data. In *Proceedings of the 29th Annual Conference on Uncertainty in Artificial Intelligence (UAI-13)* (A. NICHOLSON and P. SMYTH, eds.) 431–439. AUAI Press.
- NARAYANAN, A. (2012). A review of eight software packages for structural equation modeling. *The American Statistician* **66** 129–138.
- NOWZOHOUR, C., MAATHUIS, M. and BÜHLMANN, P. (2015). Structure learning with bow-free acyclic path diagrams. *ArXiv e-prints*.
- OKAMOTO, M. (1973). Distinctness of the eigenvalues of a quadratic form in a multivariate sample. *Ann. Statist.* **1** 763–765. [MR0331643 \(48 #9975\)](#)
- PARK, G. and RASKUTTI, G. (2016). Identifiability assumptions and algorithm for directed graphical models with feedback. *ArXiv e-prints*.
- PEARL, J. (2009). *Causality*, Second ed. Cambridge University Press, Cambridge. Models, reasoning, and inference. [MR2548166 \(2010i:68148\)](#)
- POLITIS, D. N., ROMANO, J. P. and WOLF, M. (1999). *Subsampling*. Springer, New York.
- RICHARDSON, T. (1996). A discovery algorithm for directed cyclic graphs. In *Proceedings of the Twelfth Conference Annual Conference on Uncertainty in Artificial Intelligence (UAI-96)* 454–461. Morgan Kaufmann, San Francisco, CA.
- RICHARDSON, T. S. (1997). A characterization of Markov equivalence for directed cyclic graphs. *International Journal of Approximate Reasoning* **17** 107–162.
- ROSSEEL, Y. (2012). lavaan: An R package for structural equation modeling. *Journal of Statistical Software* **48** 1–36.
- SACHS, K., PEREZ, O., PE’ER, D., LAUFFENBURGER, D. A. and NOLAN, G. P. (2005). Causal protein-signaling networks derived from multiparameter single-cell data. *Science* **308** 523–529.
- SILVA, R. (2013). A MCMC approach for learning the structure of Gaussian acyclic directed mixed graphs. In *Statistical Models for Data Analysis* (P. Giudici, S. Ingrassia and M. Vichi, eds.) 343–351. Springer.
- SPIRITES, P. (1995). Directed cyclic graphical representations of feedback models. In *Uncertainty in Artificial Intelligence: Proceedings of the 11th Conference* (P. BESNARD and S. HANKS, eds.) 491–498. Morgan Kaufmann, San Francisco.
- SPIRITES, P., GLYMOUR, C. and SCHEINES, R. (2000). *Causation, prediction, and search*, second ed. *Adaptive Computation and Machine Learning*. MIT Press, Cambridge, MA. With additional material by David Heckerman, Christopher Meek, Gregory F. Cooper and Thomas Richardson, A Bradford Book. [MR1815675 \(2001j:62009\)](#)
- STATA CORP (2013). STATA structural equation modeling reference manual. StataCorp LP, College Station, TX. Release 13.
- STEIGER, J. H. (2001). Driving fast in reverse. *J. Amer. Statist. Assoc.* **96** 331–338.
- SULLIVANT, S., TALASKA, K. and DRAISMA, J. (2010). Trek separation for Gaussian graphical models. *Ann. Statist.* **38** 1665–1685. [MR2662356 \(2011f:62076\)](#)
- R DEVELOPMENT CORE TEAM (2011). R: A Language and Environment for Statistical Computing R Foundation for Statistical Computing, Vienna, Austria ISBN 3-900051-07-0.
- WERMUTH, N. (2011). Probability distributions with summary graph structure. *Bernoulli* **17** 845–879. [MR2817608](#)
- WRIGHT, S. (1921). Correlation and causation. *J. Agricultural Research* **20** 557–585.
- WRIGHT, S. (1934). The method of path coefficients. *Ann. Math. Statist.* **5** 161–215.

A. Proofs for claims in Section 2.

A.1. Proof of Lemma 1.

LEMMA 1. *Let $B = (\beta_{ij}) \in \mathbf{B}(G)$ for a mixed graph G . Then*

$$\det(I - B) = \sum_{\sigma \in \mathbf{S}_V(G)} (-1)^{n(\sigma)} \prod_{i \in V(\sigma)} \beta_{\sigma(i), i}.$$

PROOF. By the Leibniz formula,

$$(A.1) \quad \det(I - B) = \sum_{\sigma \in \mathbf{S}_V} \operatorname{sgn}(\sigma) \prod_{i \in V} (I - B)_{\sigma(i), i} = \sum_{\sigma \in \mathbf{S}_V(G)} \operatorname{sgn}(\sigma) \prod_{i \in V} (I - B)_{\sigma(i), i}.$$

The second equality in (A.1) holds because for all $\sigma \notin \mathbf{S}_V(G)$ there exists an index i with $\sigma(i) \neq i$ and $i \rightarrow \sigma(i) \notin E_{\rightarrow}$, which implies that $(I - B)_{\sigma(i), i} = -B_{\sigma(i), i} = 0$ for $B \in \mathbf{B}(G)$. For a permutation $\sigma \in \mathbf{S}_V(G)$, and a cycle $\gamma \in \mathcal{C}(\sigma)$, define $V(\gamma) \subseteq V$ to be the set of nodes contained in the cycle γ . We may then rewrite (A.1) as

$$(A.2) \quad \begin{aligned} \sum_{\sigma \in \mathbf{S}_V(G)} \operatorname{sgn}(\sigma) \prod_{i \in V} (I - B)_{\sigma(i), i} &= \sum_{\sigma \in \mathbf{S}_V(G)} \prod_{\gamma \in \mathcal{C}(\sigma)} \left(\operatorname{sgn}(\gamma) \prod_{i \in V(\gamma)} (I - B)_{\sigma(i), i} \right) \\ &= \sum_{\sigma \in \mathbf{S}_V(G)} \prod_{\gamma \in \mathcal{C}_2(\sigma)} \left(\operatorname{sgn}(\gamma) (-1)^{V(\gamma)} \prod_{i \in V(\gamma)} \beta_{\sigma(i), i} \right) \\ &= \sum_{\sigma \in \mathbf{S}_V(G)} (-1)^{n(\sigma)} \prod_{i \in V(\sigma)} \beta_{\sigma(i), i}. \end{aligned}$$

The last equation (A.2) is obtained from the fact that $\operatorname{sgn}(\gamma) (-1)^{V(\gamma)} = -1$ for every cycle $\gamma \in \mathcal{C}_2(\sigma)$. This follows from noting that the sign of every even-length cycle is -1 and the sign of every odd-length cycle is 1. \square

A.2. *Derivation of the likelihood equations.* Recall that the likelihood function for normal structural equation models takes the form

$$\begin{aligned} \ell_{G,Y}(B, \Omega) &= \frac{N}{2} \log \det [(I - B)^T \Omega^{-1} (I - B)] - \frac{N}{2} \operatorname{tr} [(I - B)^T \Omega^{-1} (I - B) S] \\ &= \frac{N}{2} \log \det [(I - B)^T (I - B)] - \frac{N}{2} \log \det(\Omega) - \frac{N}{2} \operatorname{tr} [(I - B)^T \Omega^{-1} (I - B) S]. \end{aligned}$$

Furthermore, recall that β and ω are the vectors of free parameters in B and Ω respectively. These vectors satisfy $\operatorname{vec}(B) = P\beta$ and $\operatorname{vec}(\Omega) = Q\omega$.

The first derivatives of the log-likelihood function with respect to β and ω are

$$\begin{aligned}
 \frac{\partial \ell_{G,Y}(B, \Omega)}{\partial \beta} &= \frac{\partial P \beta}{\partial \beta} \times \frac{\partial \ell_{G,Y}(B, \Omega)}{\partial \text{vec}(B)} \\
 &= P^T \text{vec} \left(\frac{\partial \ell_{G,Y}(B, \Omega)}{\partial B} \right) \\
 &= -\frac{N}{2} P^T \text{vec} \left[2(I - B)^{-T} \right. \\
 &\quad \left. + \frac{\partial}{\partial B} \text{tr} (\Omega^{-1} S - B^T \Omega^{-1} S - \Omega^{-1} B S + B^T \Omega^{-1} B S) \right] \\
 &= -\frac{N}{2} P^T \text{vec} \left[2(I - B)^{-T} - 2\Omega^{-1} S + \frac{\partial}{\partial B} \text{tr} (B S B^T \Omega^{-1}) \right] \\
 &= -\frac{N}{2} P^T \text{vec} \left[2(I - B)^{-T} - 2\Omega^{-1} (I - B) S \right] \\
 &= N P^T \text{vec} \left[\Omega^{-1} (I - B) S - (I - B)^{-T} \right],
 \end{aligned}$$

$$\begin{aligned}
 \frac{\partial \ell_{G,Y}(B, \Omega)}{\partial \omega} &= \frac{\partial Q \omega}{\partial \omega} \times \frac{\partial \ell_{G,Y}(B, \Omega)}{\partial \text{vec}(\Omega)} \\
 &= Q^T \text{vec} \left(\frac{\partial \ell_{G,Y}(B, \Omega)}{\partial \Omega} \right) \\
 &= -\frac{N}{2} Q^T \text{vec} \left[\Omega^{-1} - \Omega^{-1} (I - B) S (I - B)^T \Omega^{-1} \right].
 \end{aligned}$$

□

B. Proofs of claims in Section 3.

B.1. Proof of Lemma 4.

LEMMA 4. In (3.9), the vector c is orthogonal to the kernel of X .

PROOF. The kernel of X is orthogonal to the span of X^T . Hence, we have to show that

$$c = \begin{pmatrix} 0 \\ c_{i, \text{pa}(i)} \end{pmatrix} \in \text{span} \left(\begin{pmatrix} Z_{\text{sib}(i)} \\ Y_{\text{pa}(i)} \end{pmatrix} \right).$$

To be clear, the N columns of the displayed matrix span a subspace of $\mathbb{R}^{\text{sib}(i)} \times \mathbb{R}^{\text{pa}(i)}$. We will in fact show something stronger, namely,

$$c = \begin{pmatrix} 0 \\ c_{i, \text{pa}(i)} \\ -c_{i,0} \end{pmatrix} \in \text{span} \left(\begin{pmatrix} Z_{\text{sib}(i)} \\ Y_{\text{pa}(i)} \\ Y_i \end{pmatrix} \right).$$

For notational convenience, let

$$(B.1) \quad \Delta := \Omega_{-i, -i}^{-1} (I - B)_{-i}.$$

Then

$$\begin{pmatrix} Z_{\text{sib}(i)} \\ Y_{\text{pa}(i)} \\ Y_i \end{pmatrix} = \begin{pmatrix} 0 & \Delta_{\text{sib}(i), \text{pa}(i)} & \Delta_{\text{sib}(i), V \setminus (\text{pa}(i) \cup \{i\})} \\ 0 & I_{\text{pa}(i)} & 0 \\ 1 & 0 & 0 \end{pmatrix} \begin{pmatrix} Y_i \\ Y_{\text{pa}(i)} \\ Y_{V \setminus (\text{pa}(i) \cup \{i\})} \end{pmatrix}.$$

Since the data matrix Y is assumed to have full rank, it suffices to show that there is a vector $w \in \mathbb{R}^V$ such that

$$(B.2) \quad \begin{pmatrix} 0 & \Delta_{\text{sib}(i), \text{pa}(i)} & \Delta_{\text{sib}(i), V \setminus (\text{pa}(i) \cup \{i\})} \\ 0 & I_{\text{pa}(i)} & 0 \\ 1 & 0 & 0 \end{pmatrix} w = \begin{pmatrix} 0 \\ c_{i, \text{pa}(i)} \\ -c_{i, 0} \end{pmatrix}.$$

Consider any node $p \in \text{pa}(i)$. For a permutation $\sigma \in \mathbf{S}_V$, i.e., a permutation of the vertex set V , let $\gamma_i(\sigma)$ be the permutation cycle containing i . Then, from Lemma 1, the vector c has the coordinate indexed by p equal to

$$c_p = \sum_{\substack{\sigma \in \mathbf{S}_V(G) \\ \sigma: \sigma(p)=i}} (-1)^{n(\sigma)} \prod_{j \in V(\gamma_i(\sigma)) \setminus \{p\}} \beta_{\sigma(j), j} \prod_{\gamma \in \mathcal{C}_2(\sigma) \setminus \{\gamma_i(\sigma)\}} \prod_{k \in V(\gamma)} \beta_{\sigma(k), k}.$$

Let Ψ_i be the set of all directed cycles in the graph G that contain node i . For later convenience, we also include in Ψ_i a self-loop $i \rightarrow i$. If $\gamma \in \Psi_i$, then write $P_{i:k}^\gamma$ for the product of coefficients β_{lj} for edges $j \rightarrow l$ that lie on the directed path from i to k that is part of cycle γ , with $P_{i:i}^\gamma = 1$. We set $P_{i:k}^\gamma = 0$ if $k \notin \gamma$. Then

$$(B.3) \quad c_p = \sum_{\gamma \in \Psi_i} P_{i:p}^\gamma \left(\sum_{\substack{\sigma \in \mathbf{S}_V(G) \\ \sigma: \gamma \subseteq \sigma}} (-1)^{n(\sigma)} \prod_{\gamma' \in \mathcal{C}_2(\sigma) \setminus \{\gamma\}} \prod_{j \in V(\gamma')} \beta_{\sigma(j), j} \right) =: \sum_{\gamma \in \Psi_i} P_{i:p}^\gamma \xi_\gamma.$$

Similarly, we have

$$c_{i,0} = - \sum_{\substack{\sigma \in \mathbf{S}_V(G) \\ \sigma: \sigma(i)=i}} (-1)^{n(\sigma)} \prod_{\gamma \in \mathcal{C}_2(\sigma) \setminus \{\{i\}\}} \prod_{k \in V(\gamma)} \beta_{\sigma(k), k}.$$

The negative sign in front is due to the fact that in the matrix $I - B$ the off-diagonal entries are negated but the diagonal entries are not. Having included the self-loop $i \rightarrow i$ in Ψ_i , we obtain that

$$(B.4) \quad c_{i,0} = - \sum_{\gamma \in \Psi_i} P_{i:i}^\gamma \xi_\gamma = - \sum_{\gamma \in \Psi_i} \xi_\gamma.$$

Using the sums ξ_γ from (B.3), define w to be the vector with coordinates

$$(B.5) \quad w_k = \sum_{\gamma \in \Psi_i} P_{i:k}^\gamma \xi_\gamma, \quad k \in V.$$

By (B.3) and (B.4), the vector w satisfies the equations in (B.2) that are indexed by $\text{pa}(i) \cup \{i\}$. We now show that it also satisfies those indexed by $\text{sib}(i)$.

Let $k \in V \setminus \{i\}$. Since every directed path from i to k passes through one of the parents of k , we have

$$P_{i:k}^\gamma = \sum_{p \in \text{pa}(k)} P_{i:p}^\gamma \beta_{kp}$$

for any cycle $\gamma \in \Psi_i$ that contains k . Therefore,

$$((I - B)_{-i}w)_k = w_k - \sum_{p \in \text{pa}(k)} \beta_{kp} w_p = \sum_{\gamma \in \Psi_i} P_{i:k}^\gamma \xi_\gamma - \sum_{p \in \text{pa}(k)} \beta_{kp} \sum_{\gamma \in \Psi_i} P_{i:p}^\gamma \xi_\gamma = 0.$$

In other words, w is in the kernel of $(I - B)_{-i}$. This kernel is contained in the kernel of Δ_{sib} , which yields (B.2). \square

B.2. Proof of Lemma 5.

LEMMA 5. For constants $a, b, c_0, c_1 \in \mathbb{R}$ with $c_1 \neq 0$, define the function

$$f(x) = \frac{(a - x)^2 + b^2}{(c_0 + c_1 x)^2}, \quad x \in \mathbb{R} \setminus \{-c_0/c_1\}.$$

(i) If $c_0 + ac_1 \neq 0$, then f is uniquely minimized by

$$x = \frac{ac_0 + a^2c_1 + b^2c_1}{c_0 + ac_1} = a + \frac{b^2c_1}{c_0 + ac_1}.$$

(ii) If $c_0 + ac_1 = 0$ and $b = 0$, then f is constant and equal to $1/c_1^2$.

(iii) If $c_0 + ac_1 = 0$ and $b^2 > 0$, then f does not achieve its minimum, and $\inf f = \lim_{x \rightarrow \pm\infty} f(x) = 1/c_1^2$.

PROOF. The lemma is concerned with the univariate rational function

$$f(x) = \frac{(a - x)^2 + b^2}{(c_{i,0} + c_1 x)^2}, \quad x \in \mathbb{R},$$

where $a, b, c_{i,0}, c_1 \in \mathbb{R}$ are constants with $c_1 \neq 0$. The function f is defined everywhere except at the point $x = -c_{i,0}/c_1$. The limits of f are

$$(B.6) \quad \lim_{x \rightarrow \infty} f(x) = \lim_{x \rightarrow -\infty} f(x) = \frac{1}{c_1^2}.$$

Note that

$$(B.7) \quad f'(x) = -\frac{2(ac_{i,0} + a^2c_1 + b^2c_1 - c_{i,0}x - ac_1x)}{(c_{i,0} + c_1x)^3}.$$

Equating (B.7) to zero and solving results in one critical point:

$$(B.8) \quad x^* = \frac{ac_{i,0} + a^2c_1 + b^2c_1}{c_{i,0} + ac_1},$$

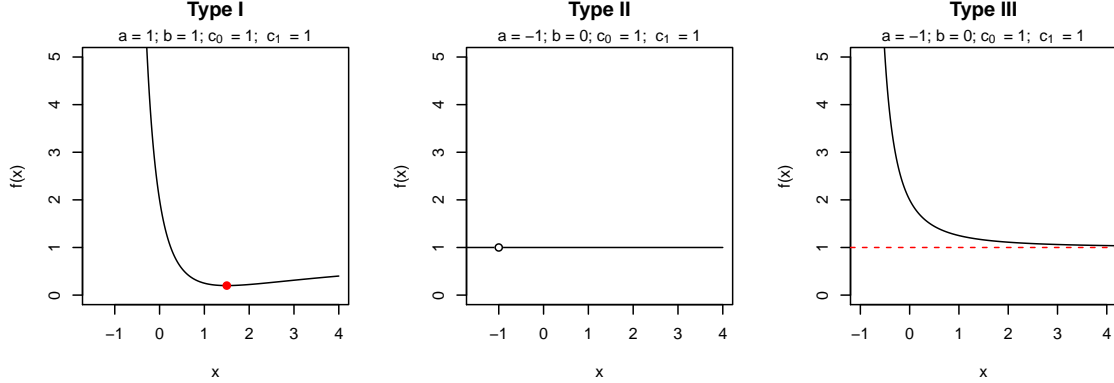


Fig 7: Examples of functions from the three cases in Lemma 5. A unique minimum is achieved only in Type I (indicated by the point).

which is finite if $c_{i,0} + ac_1 \neq 0$. Moreover, observe that

$$(B.9) \quad f(x^*) = \frac{b^2}{(c_{i,0} + ac_1)^2 + b^2c_1^2} < \frac{1}{c_1^2}.$$

The second derivative of f is given by

$$f''(x) = \frac{2(c_{i,0}^2 + 4ac_{i,0}c_1 + 3a^2c_1^2 + 3b^2c_1^2 - 2c_{i,0}c_1x - 2ac_1^2x)}{(c_{i,0} + c_1x)^4},$$

from which it is revealed that

$$f''(x^*) = \frac{2(c_{i,0} + ac_1)^4}{((c_{i,0} + ac_1)^2 + b^2c_1^2)^3} > 0.$$

Hence, we see that x^* in (B.8) is the unique critical point and is a local minimum. Moreover, from (B.6) and (B.9), we see that x^* must be the global minimum. If instead $c_{i,0} + ac_1 = 0$ and $b \neq 0$, then (B.8) reveals that there are no critical points, and at the pole we have $\lim_{x \rightarrow -c_{i,0}/c_1} f(x) = \infty$. It thus follows that f achieves its minimum at $x = \pm\infty$. The case of $c_{i,0} + ac_1 = 0$ and $b = 0$ is clear. \square

B.3. Proof of claim in Remark 3. We use the notation from the proof of Lemma 4. Since Y_i^T is in the span of X , we have $y_0^2 = 0$ and the least squares vector $\hat{\alpha}$ satisfies that

$$Y_i = e_i^T Y = \hat{\alpha}^T \begin{pmatrix} Z_{\text{sib}(i)} \\ Y_{\text{pa}(i)} \end{pmatrix} = \hat{\alpha}^T \begin{pmatrix} \Delta_{\text{sib}(i), \text{pa}(i)} & \Delta_{\text{sib}(i), V \setminus \text{pa}(i)} \\ I_{\text{pa}(i)} & 0 \end{pmatrix} \begin{pmatrix} Y_{\text{pa}(i)} \\ Y_{V \setminus \text{pa}(i)} \end{pmatrix},$$

where e_i is the i -th canonical basis vector. Since Y has full rank, it follows that

$$e_i^T = \hat{\alpha}^T \begin{pmatrix} \Delta_{\text{sib}(i), \text{pa}(i)} & \Delta_{\text{sib}(i), V \setminus \text{pa}(i)} \\ I_{\text{pa}(i)} & 0 \end{pmatrix}.$$

In the proof of Lemma 4, we constructed a vector $w \in \mathbb{R}^V$ such that

$$c = \begin{pmatrix} 0 \\ c_{i,\text{pa}(i)} \\ -c_{i,0} \end{pmatrix} = \begin{pmatrix} 0 & \Delta_{\text{sib}(i),\text{pa}(i)} & \Delta_{\text{sib}(i),V \setminus \text{pa}(i)} \\ 0 & I_{\text{pa}(i)} & 0 \\ 1 & 0 & 0 \end{pmatrix} w.$$

We find that

$$c^T \hat{\alpha}^T = \left\langle \begin{pmatrix} \Delta_{\text{sib}(i),\text{pa}(i)} & \Delta_{\text{sib}(i),V \setminus \text{pa}(i)} \\ I_{\text{pa}(i)} & 0 \end{pmatrix} w, \hat{\alpha} \right\rangle = \langle w, e_i \rangle = w_i = -c_{i,0}.$$

C. Proofs of claims in Section 4.

C.1. Proof of Proposition 2.

PROPOSITION 2. *Let $G = (V, E_{\rightarrow}, E_{\leftrightarrow})$ be a mixed graph, and let $i \in V$. Then the following two statements are equivalent:*

- (a) *Condition $(A1)_i$ holds for generic triples $(Y, B, \Omega) \in \mathbb{R}^{V \times N} \times \mathbf{B}(G) \times \mathbf{\Omega}(G)$.*
- (b) *The induced subgraph G_{-i} contains a system of half-collider paths from a subset of $V \setminus (\text{pa}(i) \cup \{i\})$ to $\text{sib}(i)$ such that the bi-directed portions are pairwise disjoint.*

PROOF. For notational convenience, let

$$\Lambda := (I - B)_{-i} \quad \text{and} \quad \Delta := \Omega_{-i,-i}^{-1} \Lambda = \Omega_{-i,-i}^{-1} (I - B)_{-i}.$$

Then

$$(C.1) \quad \begin{pmatrix} Z_{\text{sib}(i)} \\ Y_{\text{pa}(i)} \\ Y_i \end{pmatrix} = \begin{pmatrix} 0 & \Delta_{\text{sib}(i),\text{pa}(i)} & \Delta_{\text{sib}(i),V \setminus (\text{pa}(i) \cup \{i\})} \\ 0 & I_{\text{pa}(i)} & 0 \\ 1 & 0 & 0 \end{pmatrix} \begin{pmatrix} Y_i \\ Y_{\text{pa}(i)} \\ Y_{V \setminus (\text{pa}(i) \cup \{i\})} \end{pmatrix}.$$

(a) \implies (b). If the matrix above has full row rank, then $\text{rk}(\Delta_{\text{sib}(i),V \setminus \{\text{pa}(i) \cup i\}}) = |\text{sib}(i)| = S_i$. This implies that there exists a $S_i \times S_i$ submatrix of $\Delta_{\text{sib}(i),V \setminus (\text{pa}(i) \cup \{i\})}$ which has full rank. Let that full rank sub-matrix be $\Delta_{\text{sib}(i),\tilde{V}}$ where $\tilde{V} \subseteq V \setminus \{\text{pa}(i) \cup i\}$ where $|\tilde{V}| = S_i$. By the Cauchy-Binet formula, we have

$$\det \Delta_{\text{sib}(i),\tilde{V}} = \sum_{A \in \binom{V \setminus i}{S_i}} \det \left[\Omega_{-i,-i}^{-1} \right]_{\text{sib}(i),A} \det \Lambda_{A,\tilde{V}}.$$

Since $\det \Delta_{\text{sib}(i),\tilde{V}} \neq 0$ by construction, there must exist a set $A \subseteq V \setminus \{i\}$ with $|A| = S_i$ for which both $\det[\Omega_{-i,-i}^{-1}]_{\text{sib}(i),A} \neq 0$ and $\det \Lambda_{A,\tilde{V}} \neq 0$.

Let D be a $\mathbb{R}^{V-1 \times V-1}$ diagonal matrix with $(\sqrt{\omega_{11}}, \dots, \sqrt{\omega_{i-1,i-1}}, \sqrt{\omega_{i+1,i+1}} \dots, \sqrt{\omega_{VV}})$ on the diagonal. Let $I - W$ be the correlation matrix corresponding to $\Omega_{-i,-i}$, so that

$D(I - W)D = \Omega_{-i, -i}$ and $(I - W)^{-1} = D\Omega_{-i, -i}^{-1}D$. Then, $\det[\Omega_{-i, -i}^{-1}]_{\text{sib}(i), A} \neq 0$ implies that

$$\begin{aligned} 0 &\neq \det D_{\text{sib}(i), \text{sib}(i)} \det[\Omega_{-i, -i}^{-1}]_{\text{sib}(i), A} \det D_{A, A} \\ &= \sum_{B, C \in \binom{V \setminus i}{S_i}} \det D_{\text{sib}(i), B} \det[\Omega_{-i, -i}^{-1}]_{B, C} \det D_{C, A} \\ &= \det \left[D\Omega_{-i, -i}^{-1}D \right]_{\text{sib}(i), A} \\ &= \det \left[(I - W)^{-1} \right]_{\text{sib}(i), A}, \end{aligned}$$

where the first equality holds because $\det D_{J, K} \neq 0$ iff $J = K$ since D is diagonal. Applying Corollary 3.8 from [Sullivant, Talaska and Draisma \(2010\)](#), we see that $\det \left[(I - W)^{-1} \right]_{\text{sib}(i), A} \neq 0$ implies that there exists a system \mathcal{P} of vertex disjoint bi-directed paths from $\text{sib}(i)$ to A .

A Leibniz expansion of $\det \Lambda_{A, \tilde{V}}$ shows that $\det \Lambda_{A, \tilde{V}} \neq 0$ implies that the graph contains a matching of \tilde{V} and A . In other words, we can enumerate the sets as $\tilde{V} = \{v_1, \dots, v_{S_i}\}$ and $A = \{a_1, \dots, a_{S_i}\}$ such that $v_s = a_s$ or $v_s \in \text{pa}(a_s)$ for $s = 1, \dots, S_i$. Since we have the system \mathcal{P} of vertex disjoint bi-directed paths from $\text{sib}(i)$ to A , there is thus a system of half-collider paths with pairwise disjoint bi-directed portions. The paths are fully contained in \mathcal{G}_{-i} because we considered $\Omega_{-i, -i}$ and $\tilde{V} \subseteq V \setminus (\text{pa}(i) \cup \{i\})$.

(a) \iff (b). When Y is full rank (which is true for generic Y when $N \geq |V|$), a drop in the row rank of the matrix displayed in (C.1) is equivalent to a drop in rank of $\Delta_{\text{sib}(i), V \setminus (\text{pa}(i) \cup \{i\})}$. We show that given a set of nodes \tilde{V} that satisfies the assumed graphical condition, the matrix $\Delta_{\text{sib}(i), V \setminus (\text{pa}(i) \cup \{i\})}$ is generically of full rank since there is an $S_i \times S_i$ minor which only vanishes on a set of pairs (B, Ω) with Lebesgue measure 0. Here, $|\tilde{V}| = |\text{sib}(i)| = S_i$. In what follows we consider systems of half-collider paths from \tilde{V} to $\text{sib}(i)$. We always index the paths as π^s where s is the endpoint in $\text{sib}(i)$. We write v_s for the other endpoint of π^s , so $v_s \in \tilde{V}$.

First, given a valid half-collider path system $\mathcal{P} = \{\pi^s\}_{s \in \text{sib}(i)}$, we claim that there exists an ordering \prec of $\text{sib}(i)$ and a system of half-collider paths $\hat{\mathcal{P}} = \{\hat{\pi}^s\}_{s \in \text{sib}(i)}$ such that $r \prec s$ implies that the first node of $\hat{\pi}^s$ is not in the bi-directed portion of $\hat{\pi}^r$. Note that if the first node of a half-collider path is the tail of a directed edge, it can still appear in the bi-directed portion of another path in a valid path system. Suppose that the specified ordering does not exist. Then there is a set of nodes $G_{\text{cycle}} = \{g_1, g_2 \dots g_q\} \subseteq \text{sib}(i)$ where the first node of π^{g_k} is in the bi-directed portion of $\pi^{g_{k-1}}$ for $k > 1$ and the first node of π^{g_1} is in the bi-directed portion of π^{g_q} . Then this implies that for each $g_i \in G_{\text{cycle}}$, there exists some node in the half-collider path π^{g_i} closer to g_i which is not in $\text{pa}(i)$, namely the first node of $\pi^{g_{i-1}}$. Thus, simply removing the first directed edge of each of the half-collider paths produces a valid system $\hat{\mathcal{P}}$ that can be ordered as claimed. For the remainder of the proof, we assume without loss of generality that the considered system of half-collider paths \mathcal{P} has the desired ordering.

Consider the $S_i \times S_i$ sub-matrix $\Delta_{\text{sib}(i), \tilde{V}}$, and note that the determinant of $\Delta_{\text{sib}(i), \tilde{V}}$ is a rational function of the elements of Ω and B . To show that both the numerator and

denominator only vanish on a null set, we appeal to Lemma 1 from [Okamoto \(1973\)](#) which states that the zero set of a nonzero polynomial is a null set. To show that the numerator and denominator are not 0 everywhere, consider the point $(\Omega^\dagger, B^\dagger)$ whose coordinates are specified as follows:

- Set all diagonal entries ω_{kk}^\dagger to 1;
- Set $\omega_{jk}^\dagger > 0$ (but sufficiently small so that Ω is positive definite) if and only if $j \leftrightarrow k \in \pi^s$ for some $s \in \text{sib}(i)$;
- Set $\beta_{kv_s}^\dagger = -1$ if and only if $k \leftarrow v_s \in \pi_s$;
- Set all other parameters to 0.

Note that the support of $(\Omega^\dagger, B^\dagger)$ matches the edges of the half-collider paths in \mathcal{P} . Let δ_{jk}^\dagger and λ_{jk}^\dagger be the entries of the matrices $\Delta_{\text{sib}(i), \tilde{V}}$ and Λ constructed from $(\Omega^\dagger, B^\dagger)$. Let ω_{jk}^* be the entries of $(\Omega_{-i, -i}^\dagger)^{-1}$. Then

$$0 \neq \tilde{\delta}_{sv_s}^\dagger = \sum_{k \in V \setminus i} \omega_{sk}^* \lambda_{kv_s}^\dagger = \begin{cases} \omega_{ss}^* & \text{if } v_s = s, \\ \omega_{sm}^* & \text{if the first edge in } \pi^s \text{ is } v_s \rightarrow m, \\ \omega_{sv_s}^* & \text{if the first edge in } \pi^s \text{ is bi-directed.} \end{cases}$$

For any $r \neq s$,

$$\delta_{sv_r}^\dagger = \sum_{k \in V \setminus i} \omega_{sk}^* \lambda_{kv_s}^\dagger = \begin{cases} \omega_{sa_r}^* & \text{if the first node of } \pi^r \text{ is in } \pi^s, \\ 0 & \text{else.} \end{cases}$$

By the assumed ordering of $\text{sib}(i)$, if the first node of π_r lies on π_s then $s \succ r$. Therefore, there is a permutation of the rows and columns of $\Delta_{\text{sib}(i), \tilde{V}}$ that makes the matrix upper triangular with $\delta_{s\hat{v}_s}^\dagger$ on the diagonal. Hence, the determinant is

$$\det \Delta_{\text{sib}(i), \tilde{V}}^\dagger = \prod_s \delta_{s\hat{v}_s}^\dagger \neq 0.$$

It follows that the determinant of $\Delta_{\text{sib}(i), \tilde{V}}$ is nonzero almost everywhere. The assumed graphical condition thus implies that the matrix in [\(C.1\)](#) has generically full rank. \square

C.2. Proof of [Theorem 3](#).

THEOREM 3. *For a mixed graph $G = (V, E_{\rightarrow}, E_{\leftrightarrow})$, the following two statements are equivalent:*

- (a) *For all $i \in V$, the induced subgraph G_{-i} contains a system of half-collider paths from a subset of $V \setminus (\text{pa}(i) \cup \{i\})$ to $\text{sib}(i)$ such that the bi-directed portions are pairwise disjoint.*
- (b) *For generic triples $(Y, B_0, \Omega_0) \in \mathbb{R}^{V \times N} \times \mathbf{B}(G) \times \mathbf{\Omega}(G)$, any finite number of iterations of the BCD algorithm for $\ell_{G, Y}$ have unique and feasible block updates when (B_0, Ω_0) is used as starting value.*

PROOF. If the graphical condition (a) fails then, by Proposition 2 and Theorem 2, there exists a node $i \in V$ at which the BCD algorithm does not have a unique and feasible update, irrespective of the choice of (Y, B_0, Ω_0) .

Conversely, suppose condition (a) holds. Let $i(t)$ be the node considered in step t of the BCD algorithm, and let (B_t, Ω_t) be the pair of parameter matrices after the t -th block update. By Theorem 2, each pair (B_t, Ω_t) is a rational function of the input triple $(Y, B_{t-1}, \Omega_{t-1})$. For $i = i(t)$, the conditions $(A1)_i$ and $(A2)_i$ from Proposition 2 are rational conditions on $(Y, B_{t-1}, \Omega_{t-1})$. Therefore, for any $T \geq 1$ there is a rational function $f_T(Y, B, \Omega)$ such that $f_T(Y, B_0, \Omega_0) \neq 0$ if and only if the BCD updates at $i(1), \dots, i(T)$ all have unique feasible solutions. By Okamoto (1973, Lemma 1), it now suffices to show that there exists a triple (Y, B_0, Ω_0) such that when started at (B_0, Ω_0) the BCD updates at $i(t)$, $t \leq T$, all have unique and feasible solutions.

When condition (a) holds and Y is full rank, $(A1)_i$ holds for generic Ω and B for all $i \in V$. Thus, we may pick Ω_0 and B_0 such that $(A1)_i$ holds for every $i \in V$. Now choose Y as in the proof of Proposition 3, with $(I - B_0)^{-1}\Omega_0(I - B_0)^{-T} = \frac{1}{N}YY^T$. Then as shown when proving Proposition 3, condition $(A2)_i$ holds for every $i \in V$. By Proposition 2, the first BCD update problem has a unique feasible solution. This solution is $(B_1, \Omega_1) = (B_0, \Omega_0)$ because (B_0, Ω_0) is a global maximizer of the likelihood function by definition of Y . By induction, we have $(B_t, \Omega_t) = (B_0, \Omega_0)$ at all steps t . Consequently, for the triple (Y, B_0, Ω_0) , any finite number of BCD updates have unique and feasible solutions, as we needed to show. \square

C.3. Verifying graphical condition in polynomial time.

PROPOSITION 5. For any mixed graph $G = (V, E_{\rightarrow}, E_{\leftrightarrow})$, condition (a) in Theorem 3 can be checked in $\mathcal{O}(|V|^5)$ operations.

PROOF. In order to show that condition (a) from Theorem 3 can be checked in $\mathcal{O}(|V|^5)$ operations, it suffices to show that the condition imposed at each node $i \in V$ can be checked in $\mathcal{O}(|V|^4)$ operations. So fix an arbitrary node $i \in V$.

If $\text{pa}(i) \cap \text{sib}(i) = \emptyset$, the condition is trivially satisfied by taking the set $\tilde{V} = \text{sib}(i)$. If $\text{pa}(i) \cap \text{sib}(i) \neq \emptyset$ (i.e., $j \rightarrow i \in E_{\rightarrow}$ and $j \leftrightarrow i \in E_{\leftrightarrow}$ for some $j \in V$), we can check the condition by considering a relevant flow network \hat{G}_i which captures all half-collider paths to $\text{sib}(i)$. In this network, we include a sink node connected to each node in $\text{sib}(i)$ and a source node connected to each “allowable” node, that is, any node $j \notin \text{pa}(i)$ that can reach $\text{sib}(i)$ through a half-collider path. In this network \hat{G}_i , the half-collider path criterion of Theorem 3 is satisfied if and only if the maximum flow from the source to the sink is equal to $|\text{sib}(i)|$.

More specifically, the flow network \hat{G}_i is constructed as follows:

- (i) Include a source q and a sink t .
- (ii) Let $C \subseteq V \setminus \{i\}$ be the set of all nodes with a bi-directed path to i in G .
 - (a) Add a node $b(j)$ to \hat{G}_i for each $j \in C$.
 - (b) For all $j, k \in C$ with $j \leftrightarrow k \in E_{\leftrightarrow}$, add edges $b(j) \rightarrow b(k)$ and $b(k) \rightarrow b(j)$ to \hat{G}_i .

- (c) For each $j \in C \setminus \text{pa}(i)$, if $j \in \text{pa}(C)$, then include node $q(j)$ and add edges $q \rightarrow q(j) \rightarrow b(j)$ to \hat{G}_i . If $j \notin \text{pa}(C)$, then add edge $q \rightarrow b(j)$ to \hat{G}_i .
 - (d) For each $j \in \text{pa}(C) \setminus (\text{pa}(i) \cup \{i\})$, add node $d(j)$ and edges $d(j) \rightarrow b(m)$ for all $m \in C$ with $j \in \text{pa}(m)$. If $j \in C$ then add edge $q(j) \rightarrow d(j)$, and if $j \notin C$, add edge $q \rightarrow d(j)$.
 - (e) For each $j \in \text{sib}(i) \cap C$, add edge $b(j) \rightarrow t$.
- (iii) Let the capacity of q and t be $|\text{sib}(i)|$. Let all other node capacities be 1. Set all edge capacities to 1.

The network \hat{G}_i includes a directed path from source q to sink t to represent each valid half-collider path from $V \setminus (\text{pa}(i) \cup \{i\})$ to $s \in \text{sib}(i)$. In doing so, it is important to keep track of whether a nodes is in the bi-directed part of one half-collider path and the directed part of another half-collider path. To capture the directed and bi-directed roles of a node, respectively, we represent any node $j \in C \cap \text{pa}(C) \setminus (\text{pa}(i) \cup \{i\})$ with the two nodes $d(j)$ and $b(j)$ in \hat{G}_i . However, in order to ensure that each node j is the beginning node for only one half-collider path in the path system (so that \tilde{V} has cardinality $|\text{sib}(i)|$), a bottleneck node $q(j)$ is included to ensure that at most 1 total unit of flow “originates” at the representations of j .

As shown in Lemma 6 below, the graphical condition can be checked by solving the maximum flow problem for \hat{G}_i . The standard max flow problem (with edge capacities but not node capacities) can be solved in $\mathcal{O}(|\hat{V}|^2|\hat{E}|)$, where \hat{V} and \hat{E} are the vertex and edge set of the network, respectively; see [Edmonds and Karp \(1970\)](#). To encode the node capacity constraints, we augment our network so that each node has an additional in/out node with a single edge pointing to/from the original node with the original node capacity. In the constructed network $|\hat{V}| \leq 5|V|$ and $|\hat{E}| \leq |\hat{V}|^2$ so the max flow problem for each individual node is $\mathcal{O}(|V|^4)$, as was our claim. \square

LEMMA 6. *In the given mixed graph G , there exists a set of $|\text{sib}(i)|$ nodes $\tilde{V} \subseteq V \setminus (\text{pa}(i) \cup \{i\})$ such that there is a system of half-collider paths \mathcal{P} from \tilde{V} to $\text{sib}(i)$ where the bi-directed components are vertex distinct and do not include i , if and only if the constructed network \hat{G}_i has maximum flow from source q to sink t of $|\text{sib}(i)|$.*

PROOF. Suppose there exists a system of half-collider paths \mathcal{P} that satisfies the given condition. Then there is a corresponding system of paths from source q to source t in \hat{G}_i with flow 1 over each edge. Since the bi-directed components are vertex distinct and each node in \tilde{V} is distinct, we do not use any of the nodes in \hat{G}_i more than once so none of the node or edge capacities are exceeded. Since there are $|\text{sib}(i)|$ half-collider paths, the total flow is also $|\text{sib}(i)|$.

Conversely, suppose the maximum flow on \hat{G}_i is $|\text{sib}(i)|$. Because each capacity is integer valued, the flow can be decomposed into a system \mathcal{P} of directed paths with integer flow ([Fulkerson, 1962](#)). By construction, each path in \mathcal{P} is a valid half-collider path which begins at some node $j \notin (\text{pa}(i) \cup \{i\})$ and ends at some $s \in \text{sib}(i)$. In addition, since $q(j)$ only has capacity 1, the edges $q(j) \rightarrow d(j)$ and $q(j) \rightarrow b(j)$ cannot simultaneously be utilized in \mathcal{P} . Thus, each edge which carries flow from the source q

represents a distinct node in $V \setminus (\text{pa}(i) \cup \{i\})$ and $|\tilde{V}| = |\text{sib}(i)|$. Because there are only $|\text{sib}(i)|$ edges to the sink, each connected to some node representing $s \in \text{sib}(i)$, there is a half-collider path to each $s \in \text{sib}(i)$. Finally, since the capacity of each node in \hat{G}_i is one, each node $b(j)$ only appears once in the system which makes the bi-directed portions vertex distinct. \square

DEPARTMENT OF STATISTICS
UNIVERSITY OF WASHINGTON
SEATTLE, WA, U.S.A.
E-MAIL: ysamwang@uw.edu; md5@uw.edu

DEPARTMENT OF STATISTICS
THE UNIVERSITY OF CHICAGO
CHICAGO, IL, U.S.A.
E-MAIL: chrisfox.galton@gmail.com