

Indirect Gaussian Graph Learning beyond Gaussianity

Yiyuan She, Shao Tang, and Qiaoya Zhang
Department of Statistics, Florida State University

Abstract

This paper studies how to capture dependency graph structures from real data which may not be multivariate Gaussian. Starting from marginal loss functions not necessarily derived from probability distributions, we utilize an additive over-parametrization with shrinkage to incorporate variable dependencies into the criterion. An iterative Gaussian graph learning algorithm is proposed with ease in implementation. Statistical analysis shows that the estimators achieve satisfactory accuracy with the error measured in terms of a proper Bregman divergence. Real-life examples in different settings are given to demonstrate the efficacy of the proposed methodology.

1 Introduction

Given multivariate observations for a number of random variables, learning dependency graph structures has widespread applications in machine learning, bioinformatics, and social studies. This gives rise to the undirected Gaussian Graphical Learning (GGL, for short), where the existence of an edge corresponds to a nonzero entry in the inverse covariance matrix. Much effort has been devoted to *sparse* inverse covariance estimation, where sparsity can be achieved by enforcing an ℓ_1 -norm penalty on the (off-diagonal) entries of the inverse covariance. [Meinshausen and Bühlmann \(2006\)](#) approached the problem by neighborhood selection. Their method results in an estimate that is not necessarily symmetric or positive-definite despite its speed from the simple design. Later methods mainly focus on solving the regularized GGL criterion using a variety of optimization techniques. See,

for example, [Yuan and Lin \(2007\)](#); [Banerjee et al. \(2008\)](#); [Friedman et al. \(2008\)](#); [Witten et al. \(2011\)](#); [Mazumder and Hastie \(2012a\)](#); [Oztoprak et al. \(2012\)](#); [Hsieh et al. \(2013\)](#) among many others.

Despite the popularity and accessibility of GGL algorithms, the multi-variate Gaussianity assumption is a rather stringent one, and becomes inappropriate when the data are fat-tailed, skewed, or discrete. Graph learning becomes far more challenging when the observed data are not Gaussian. There are a series of semiparametric papers that use copula transformations ([Liu et al., 2009](#); [Dobra and Lenkoski, 2011](#); [Liu et al., 2012](#); [Xue and Zou, 2012](#)). Merely using data ranks could be lossy and may show limited robustness against gross outliers. Recently, [Fan et al. \(2017\)](#) proposed a latent Gaussian copula model to treat mixed binary and continuous data. The bridge function that links Kendall’s τ to latent correlations varies from case to case, and the additional cutoff parameters are hard to estimate in the presence of mean parameters. Overall, these studies do not cater to discrete data (often multi-leveled) very well. The class of score matching methods ([Hyvärinen, 2005](#); [Lin et al., 2016](#); [Yu et al., 2016](#)) suffers the same issue.

Many parametric methods build upon Markov random fields (MRFs). The most popular and well-studied model for binary data is probably the Ising model ([Ising, 1925](#)). However, it is much more difficult to optimize the penalized likelihood compared to its Gaussian counterpart, because the so-called normalizing constant, which is a function of interaction coefficients, can be computationally intractable, and so people resort to various approximations. In light of [Meinshausen and Bühlmann \(2006\)](#), [Ravikumar et al. \(2010\)](#) turned to node-wise ℓ_1 -penalized logistic likelihoods, but the method shares the same pitfalls and requires post-processing. A group of pseudo (or composite) likelihood based methods ([Höfling and Tibshirani, 2009](#); [Xue et al., 2012](#)), developed upon [Besag \(1975\)](#), use the sum of conditional likelihoods in place of the genuine joint likelihood function.

Compared to binary data, Poisson data—prevalent in text, genomic sequencing, site-visit, and climate problems—has been a much harder category to model conditional dependency upon, thus enjoys less success. Combinatorial approaches ([Madigan et al., 1995](#); [Lauritzen, 1996](#)) have been proposed, but they become easily intractable for even a moderate number of variables. [Karlis \(2003\)](#) modeled observed counts as partial sums of a series of Poisson random variables, and thus only positive correlations can be taken into account. On the contrary, [Yang et al. \(2012, 2015\)](#), also developed upon [Besag \(1975\)](#), can only pick negative conditional dependencies. To address the

issues, some efforts have been taken to truncate large counts or alter the distribution function, see, e.g., [Yang et al. \(2013\)](#). Some of these modifications seem ad-hoc and may fail to produce a joint likelihood with applicability. Recently, some studies have been performed to deal with mixed types of data, where not all variables follow the same type of distribution ([Yang et al., 2014](#); [Lee and Hastie, 2015](#)).

There exist yet other works targeting on non-Gaussian graph learning. In reality, these models, starting from a joint distribution or conditional likelihoods defined for a large number of variables, may not hold exactly, due to data imperfections (e.g., heavy tails and skewness). Even without such issues, we have seen that the Poisson MRF has severe limitations in modeling dependencies on count data. On the other hand, given each individual variable, practitioners often have a clear idea of what makes a proper discrepancy measure. Our launching point is the pre-specified *marginal* loss functions. It is worth noting that these losses may not belong to the exponential family or not even correspond to any likelihoods. So the crucial problem here is how to combine the given losses in a smart fashion, rather than figuring out a multivariate distribution for a large number of nodes.

Not so surprisingly, because learning the precise conditional dependence structure is challenging even for binary data or Poisson data, approximations have to be made. We will indeed make simplifying assumptions and study an easier problem, which, in turn, gains **flexibility** and **implementation ease**. One novelty of our work is to wrap up high-order statistics into the mean using a technique of additive over-parametrization with shrinkage, which corresponds to a random effects model in the Gaussian setting. The proposed graph learning framework is able to accommodate various data types, and calls Gaussian graph learning iteratively to conquer non-quadratic losses.

In the rest of the paper, [Section 2](#) describes in detail the indirect methodology of how to take associations into account, and argues its equivalence to the weighted fashion in GGL. [Section 3](#) develops an iterative GGL algorithm and introduces a convenient trick to handle Poisson data. [Section 4](#) performs some nonasymptotic studies. [Section 5](#) demonstrates the performance of the proposed method with some real-life data examples. We conclude in [Section 6](#).

In the rest of the paper, the following notation and symbols will be used. Given a matrix $\mathbf{A} \in \mathbb{R}^{n \times m}$, $\|\mathbf{A}\|_F$ and $\|\mathbf{A}\|_2$ denote its Frobenius norm and spectral norm, respectively. We denote its elementwise ℓ_1 -norm by $\|\mathbf{A}\|_1 = \|\text{vec}(\mathbf{A})\|_1$, where vec is the standard vectorization operation. Finally, for

any positive semi-definite \mathbf{A} , $\mathbf{A}^{1/2}$ denotes its (matrix) square root.

2 Generalized Indirect Dependency Learning

Given an observation matrix $\mathbf{Y} \in \mathbb{R}^{n \times m}$ with n observations of m variables, and an estimate Θ of the same dimensions (i.e., an $n \times m$ matrix), under the independence assumption, it is natural to describe the overall discrepancy by

$$\bar{l}(\Theta; \mathbf{Y}) = \sum_{k=1}^m l_k(\theta_k, \mathbf{y}_k), \quad (1)$$

where l_k is a pre-specified loss for the k th variable. A special case is

$$\bar{l}(\Theta; \mathbf{Y}) = \sum_{i,k} l(\theta_{i,k}, y_{i,k}). \quad (2)$$

Such loss functions can be customized by users depending on the problem of interest. They are not necessarily identical in some applications. Θ represents the systematic component, e.g., $\Theta = \mathbf{X}\mathbf{B}$ with $\mathbf{X} \in \mathbb{R}^{n \times p}$ the design matrix and \mathbf{B} the corresponding coefficient matrix, but may not be on the same scale of \mathbf{Y} . For example, in Generalized Linear Models (GLMs) (Agresti, 2012), $\Theta = g(\mathbb{E}(\mathbf{Y}))$, where $g(\cdot)$ is a link function.

The m random variables represented by the columns of \mathbf{Y} are however often dependent and it could be very hard to build an MRF. (Recall that l_k may not be associated with any distribution.) With no permission to modify any marginal loss, we aspire to incorporate dependencies into the criterion and learn a meaningful sparse association graph.

2.1 Additive over-parameterization with shrinkage

Let's motivate our framework in the multivariate Gaussian scenario. Assume $\text{vec}(\mathbf{Y}) \sim \mathcal{N}(\text{vec}(\mathbf{M}), \Sigma \otimes \mathbf{I})$, where $\Sigma \in \mathcal{S}_{++}^m$ —the set of all positive definite matrices of size $m \times m$, and $l(\theta, y) = (\theta - y)^2/2$. In this model, the rows of \mathbf{Y} (samples) are independent while the column dependency is characterized by Σ , or $\mathbf{W} := \Sigma^{-1}$. It is well known that $w_{ij} = 0$ in the inverse covariance matrix (or precision matrix) indicates that the i^{th} and the j^{th} variables are independent given all other variables.

Suppose the mean \mathbf{M} is given or can be well estimated. In order to estimate \mathbf{W} , one can solve

$$\min_{\mathbf{W} \in \mathcal{S}_{++}^m} \frac{1}{2} \text{Tr}\{(\mathbf{Y} - \mathbf{M})\mathbf{W}(\mathbf{Y} - \mathbf{M})^T\} - \frac{n}{2} \log \det \mathbf{W} + P_W(\mathbf{W}; \lambda_W), \quad (3)$$

or the following form after introducing $\mathbf{S} = (\mathbf{Y} - \mathbf{M})^T(\mathbf{Y} - \mathbf{M})/n$ (which is the sample covariance when $\mathbf{M} = \mathbf{1}\mathbf{1}^T\mathbf{Y}/n$)

$$\min_{\mathbf{W} \in \mathcal{S}_{++}^m} \text{Tr}\{\mathbf{S}\mathbf{W}\} - \log \det \mathbf{W} + 2P_W(\mathbf{W}; \lambda_W)/n, \quad (4)$$

where P_W is a sparsity-inducing penalty. A popular choice for the penalty is the ℓ_1 -norm function, the resulting problem termed the graphical lasso (Friedman et al., 2008).

The quadratic loss in (3) utilizes a weighting scheme to capture associations. The technique applies more generally in MRFs with w_{ij} denoting interaction coefficients. For an arbitrary loss one could write $l(\theta_{ij}, y_{ij}) = [l(\theta_{ij}, y_{ij})]^{1/2}[l(\theta_{ij}, y_{ij})]^{1/2}$ to mimic the quadratic form. But it does not have sound theoretical support, nor does it lead to simple computation. Instead, we propose to modify the mean by adding a shift term $\mathbf{C}(\mathbf{I} - \phi\mathbf{W})^{1/2}$, and so \mathbf{M} is replaced by

$$\boldsymbol{\Theta} = \mathbf{M} + \mathbf{C}(\mathbf{I} - \phi\mathbf{W})^{1/2}. \quad (5)$$

Here, $\mathbf{C} \in \mathbb{R}^{n \times m}$ is an unknown component, and ϕ takes a small enough positive value such that $\mathbf{I} - \phi\mathbf{W}$ is positive semi-definite. Of course, the additive representation is *over-complete* since \mathbf{C} is already of the same size of \mathbf{Y} . We append an ℓ_2 -type penalty $\text{Tr}\{\mathbf{C}\mathbf{W}\mathbf{C}^T\}/2$ to the loss, and define the additive over-parametrization with shrinkage (AOS) criterion in \mathbf{W} and \mathbf{C} jointly

$$\begin{aligned} \min_{0 \preceq \mathbf{W} \preceq \phi^{-1}\mathbf{I}, \mathbf{C}} & \frac{1}{2\phi} \|\mathbf{Y} - \mathbf{M} - \mathbf{C}(\mathbf{I} - \phi\mathbf{W})^{1/2}\|_F^2 + \frac{1}{2} \text{Tr}\{\mathbf{C}\mathbf{W}\mathbf{C}^T\} \\ & - \frac{n}{2} \log \det \mathbf{W} + P_W(\mathbf{W}; \lambda_W). \end{aligned} \quad (6)$$

Interestingly, (6) is an equivalent formulation to (3). Theorem 1 shows a general result when jointly estimating \mathbf{M} and \mathbf{W} . Let $\mathcal{Z} = \mathcal{S}_{++}^m(\phi) \times \mathbb{R}^{n \times m}$ with $\mathcal{S}_{++}^m(\phi) = \{\mathbf{W} \in \mathcal{S}_{++}^m : \mathbf{W} \preceq \mathbf{I}/\phi\}$.

Theorem 1. Let $\mathbf{Y} \in \mathbb{R}^{n \times m}$, $\mathbf{C} \in \mathbb{R}^{n \times m}$, $\mathbf{M} \in \mathcal{X} \subset \mathbb{R}^{n \times m}$. Suppose the solutions to problem (8) are (uniformly) bounded. Then, as long as ϕ is set small enough, the optimization problem

$$\min_{\mathbf{M} \in \mathcal{X}, (\mathbf{W}, \mathbf{C}) \in \mathcal{Z}} \frac{1}{2\phi} \|\mathbf{Y} - \mathbf{M} - \mathbf{C}(\mathbf{I} - \phi\mathbf{W})^{1/2}\|_F^2 + \frac{1}{2} \text{Tr}\{\mathbf{C}\mathbf{W}\mathbf{C}^T\} - \frac{n}{2} \log \det \mathbf{W} + P_M(\mathbf{M}; \lambda_M) + P_W(\mathbf{W}; \lambda_W) \quad (7)$$

is equivalent to

$$\min_{\mathbf{M} \in \mathcal{X}, \mathbf{W} \in \mathcal{S}_{++}^m} \frac{1}{2} \text{Tr}\{(\mathbf{Y} - \mathbf{M})\mathbf{W}(\mathbf{Y} - \mathbf{M})^T\} - \frac{n}{2} \log \det \mathbf{W} + P_M(\mathbf{M}; \lambda_M) + P_W(\mathbf{W}; \lambda_W) \quad (8)$$

in the sense that the optimal solutions (\mathbf{M}, \mathbf{W}) are the same.

From a Bayesian perspective, the auxiliary matrix \mathbf{C} can be viewed as random effects, with a proper right-design matrix $(\mathbf{I} - \phi\mathbf{W})^{1/2}$ to introduce between-column dependencies, i.e., $\text{vec}(\mathbf{Y})|\mathbf{C} \sim \mathcal{N}(\text{vec}(\mathbf{M} + \mathbf{C}(\mathbf{I} - \phi\mathbf{W})^{1/2}), \phi\mathbf{I} \otimes \mathbf{I})$, $\text{vec}(\mathbf{C}) \sim \mathcal{N}(\mathbf{0}, \mathbf{W}^{-1} \otimes \mathbf{I})$. Then the conclusion is perhaps easier to understand due to the following identity

$$\mathbf{W}^{-1} = (\mathbf{I} - \phi\mathbf{W})^{1/2} \mathbf{W}^{-1} (\mathbf{I} - \phi\mathbf{W})^{1/2} + \phi\mathbf{I}.$$

But in general, integrating \mathbf{C} out is a formidable task even when m is moderate. The equivalence of (7) and (8) is actually built by solving a ridge-type **optimization** problem; see the proof for detail. As opposed to the weighting mechanism, our *indirect* way, by introducing an auxiliary matrix, enables characterization of dependencies without the need of modifying the loss.

Back to the general case, we propose the following criterion

$$\min_{\mathbf{M} \in \mathcal{X}, (\mathbf{W}, \mathbf{C}) \in \mathcal{Z}} \phi^{-1} \bar{l}(\mathbf{M} + \mathbf{C}(\mathbf{I} - \phi\mathbf{W})^{1/2}; \mathbf{Y}) + \frac{1}{2} \text{Tr}\{\mathbf{C}\mathbf{W}\mathbf{C}^T\} - \frac{n}{2} \log \det \mathbf{W} + P_M(\mathbf{M}; \lambda_M) + P_W(\mathbf{W}; \lambda_W). \quad (9)$$

The learning framework allows for customizing marginal losses (recall $\bar{l} = \sum l_k$), which is helpful in handling mixed types of data.

The mean term \mathbf{M} varies in different scenarios: \mathbf{M} is often $\mathbf{X}\mathbf{B}$ in the presence of a design matrix, and when there are no predictors, $\mathbf{M} = \mathbf{1}\boldsymbol{\alpha}^T$.

In the rest of the paper, we always assume that \mathbf{M} is known (or can be well estimated beforehand) unless otherwise stated, and focus on the estimation of \mathbf{W} , the problem referred to as the *indirect* Gaussian Graph Learning (**iGGL**) (the prefix ‘i’ also stands for *iterative* in algorithm development). Experience shows that \mathbf{W} provides a useful instrument for capturing some interesting association structures in practice.

In mixed graph learning where l_k are not all the same, it might be helpful to perform a scale calibration. Concretely, under the assumption that $\mathbf{M} = \mathbf{1}\boldsymbol{\alpha}^T$ with $\boldsymbol{\alpha} = [\alpha_1, \dots, \alpha_m]^T$, $l_k(\boldsymbol{\theta}_k) = l_k(\theta_{1,k}) + \dots + l_k(\theta_{n,k})$, and $l_k''(\alpha_k)$ exist, we could scale $l_k(\cdot)$ by $l_k''(\alpha_k)$. The intuition comes from the following theorem (which can be easily adapted to show a large- n asymptotic result). Define $\boldsymbol{\Delta}(\boldsymbol{\Theta}; \mathbf{M}) = [\boldsymbol{\delta}_1, \dots, \boldsymbol{\delta}_m]$ with $\boldsymbol{\delta}_k = \nabla l_k(\boldsymbol{\theta}_k) - \nabla l_k(\mathbf{1}\alpha_k) - l_k''(\alpha_k)(\boldsymbol{\theta}_k - \mathbf{1}\alpha_k)$, the remainder when expanding $\nabla \bar{l}$ to the second order.

Theorem 2. Consider the problem of $\min_{(\mathbf{W}, \mathbf{C}) \in \mathcal{Z}} \phi^{-1} \bar{l}(\mathbf{M} + \mathbf{C}(\mathbf{I} - \phi \mathbf{W})^{1/2}; \mathbf{Y}) + \frac{1}{2} \text{Tr}\{\mathbf{C}\mathbf{W}\mathbf{C}^T\} - (n/2) \log \det \mathbf{W}$. Define

$$\boldsymbol{\Sigma}_n(\mathbf{M}, \boldsymbol{\Delta}) = \frac{(\nabla \bar{l}(\mathbf{M}) + \boldsymbol{\Delta})^T (\nabla \bar{l}(\mathbf{M}) + \boldsymbol{\Delta})}{n}. \quad (10)$$

Then there exists a stationary point $(\hat{\mathbf{W}}, \hat{\mathbf{C}})$ such that $\hat{\boldsymbol{\Sigma}}_n := \boldsymbol{\Sigma}_n(\mathbf{M}, \boldsymbol{\Delta}(\hat{\boldsymbol{\Theta}}; \mathbf{M}))$ can be represented in terms of $\hat{\mathbf{W}}$:

$$\hat{\boldsymbol{\Sigma}}_n = [\mathbf{D} + \phi \hat{\mathbf{W}}(\mathbf{I} - \mathbf{D})] \hat{\mathbf{W}}^{-1} [\mathbf{D} + \phi \hat{\mathbf{W}}(\mathbf{I} - \mathbf{D})], \quad (11)$$

where $\mathbf{D} = \text{diag}\{l_k''(\alpha_k)\}$. In particular, if $\mathbf{D} = d\mathbf{I}$,

$$\hat{\boldsymbol{\Sigma}}_n = \hat{\mathbf{W}}^{-1} [d\mathbf{I} + (1 - d)\phi \hat{\mathbf{W}}]^2. \quad (12)$$

Equations (11) and (12) provide some insight into inverse covariance recovery when only marginal losses l_k of the joint model are available. It is easy to see that $-\nabla \bar{l}(\mathbf{M})$ in (10) gives the noise component; in fact, in the GLM case of $\bar{l}(\boldsymbol{\Theta}) = -\langle \mathbf{Y}, \boldsymbol{\Theta} \rangle + \langle \mathbf{1}, b(\boldsymbol{\Theta}) \rangle$ (cf. Section 2.2),

$$-\nabla \bar{l}(\mathbf{M}) = \mathbf{Y} - b'(\mathbf{M}) = \mathbf{Y} - \mathbb{E}[\mathbf{Y}].$$

For Gaussian random variables, the higher-order remainder term $\boldsymbol{\Delta}$ is zero. When $n \rightarrow \infty$, $\boldsymbol{\Delta}$ can be well controlled under some regularity conditions on l_k , and so when asymptotic normality holds, $\hat{\boldsymbol{\Sigma}}_n$ does resemble the covariance matrix as expected. In finite samples with non-quadratic losses being applied,

$\hat{\Sigma}_n$ necessarily contains higher-order terms (which is desirable). According to (12), when $(1-d)\phi = 0$ or $d = 1$, $\hat{\mathbf{W}} = \hat{\Sigma}_n^{-1}$. On the other hand, as long as ϕ takes a sufficiently small value, $\hat{\mathbf{W}}$ is approximately $\mathbf{D}\hat{\Sigma}_n^{-1}\mathbf{D}$ from (11), i.e., $\hat{\Sigma}_n^{-1}$ up to some row/column scalings.

2.2 Examples of loss functions

The iGGL framework automatically incorporates dependency and is universal in that it does not limit to a specific loss. In fact, one can safely use any marginal loss(es) as if the variables were independent. We give some examples to illustrate its applicability.

Exponential family. Given a canonical GLM with link g , the (univariate) loss is given by $l(\theta, y) = -y\theta + b(\theta)$, where $b(\cdot)$ serves as the cumulant function and $b'(\cdot) = g^{-1}(\cdot)$. Then $\bar{l} = -\langle \mathbf{Y}, \boldsymbol{\Theta} \rangle + \langle \mathbf{1}, b(\boldsymbol{\Theta}) \rangle$, where b is applied componentwise. Many distributions of interest in the family, e.g., Gaussian, Bernoulli, binomial and multinomial, have a cumulant function with bounded curvature: $b''(\cdot) \leq L$ for some constant L . This property greatly simplifies computation, as will be demonstrated in Section 3.1.

Robust losses. Another important class of loss functions beyond Gaussianity take robustness as a major concern. Many popular alternatives to the quadratic loss are defined via a ψ -function: $l(\theta, y) = \int_0^{|\theta-y|} \psi(t) dt$ (Huber and Ronchetti, 2009; Hampel et al., 2005). Huber's ψ is given by

$$\psi(t) = \begin{cases} t, & |t| \leq c \\ c \operatorname{sign}(t), & |t| > c, \end{cases} \quad (13)$$

where $c = 1.345\sigma$ is recommended and σ is some robust estimate of the standard deviation of errors. Tukey's bisquare is

$$\psi(t) = \begin{cases} t[1 - (\frac{t}{c})^2]^2, & |t| \leq c \\ 0, & |t| > c, \end{cases} \quad (14)$$

where $c = 4.685\sigma$ is recommended. Hampel's three-part ψ is

$$\psi(t) = \begin{cases} t, & |t| \leq a \\ a \operatorname{sign}(t) & a < |t| \leq b \\ a \operatorname{sign}(t) \frac{c-|t|}{c-b} & b < |t| \leq c \\ 0 & |t| > c. \end{cases} \quad (15)$$

where $a/(c-b)$ is often at $1/2$. It is worth mentioning that to bound the influence of outliers, both Tukey's ψ and Hampel's ψ are designed to be re-descending, meaning that the associated loss functions are non-convex, which can be just as well accommodated by iGGL.

Some classification losses. The Huberized hinge loss ([Rosset and Zhu, 2007](#)) can be used in support vector machines to reduce the misclassification error

$$l(\theta, y) = \begin{cases} 1 - c/2 - y\theta, & y\theta \leq 1 - c \\ (1 - y\theta)^2/(2c), & 1 - c < y\theta \leq 1 \\ 0, & y\theta > 1, \end{cases} \quad (16)$$

where $y = \pm 1$ and c is a parameter often taking value 1. Savage loss, $l(\theta, y) = (1 + e^{2y\theta})^{-2}$, is widely used in boosting ([Masnadi-shirazi and Vasconcelos, 2009](#)) and its gradient has Lipschitz constant 0.62. Another interesting Lorenz loss ([Barbu et al., 2017](#)) takes the form of

$$l(\theta, y) = \begin{cases} \log(1 + (y\theta - 1)^2), & y\theta \leq 1 \\ 0, & y\theta > 1. \end{cases} \quad (17)$$

Savage loss and Lorenz loss are more resistant to mislabeled samples than [\(16\)](#). Clearly, these losses are not associated with distributions.

3 Iterative GGL for Computation

Before describing the algorithm design in thorough detail, it may help the reader to check the pseudocode of the iterative Gaussian graph learning (iGGL) in Algorithm [1](#). The key step (line 5) solves an ordinary GGL problem, after forming Ξ and \mathbf{S} on the basis of Θ . Nicely, we will see that in the Gaussian case, iGGL degenerates to GGL (and so converges in one iteration).

Algorithm 1 The iterative GGL (iGGL) algorithm

Input: $\mathbf{Y} \in \mathbb{R}^{n \times m}$, $\mathbf{M} \in \mathbb{R}^{n \times m}$, λ , $\nabla \bar{l}$ satisfying Lip-1; $\Xi^{[0]} \in \mathbb{R}^{n \times m}$ (e.g., $\Xi^{[0]} = \mathbf{Y}$), $\mathbf{W}^{[0]} \in \mathcal{S}_{++}^m$ (e.g., $\text{diag}\{1/\text{var}(\mathbf{y}_k)\}$), ϕ small enough (say $c/\|\mathbf{W}^{[0]}\|_2$ with $c=1\text{e-}3$)

- 1: $\Theta^{[0]} \leftarrow \Xi^{[0]} + \phi(\mathbf{M} - \Xi^{[0]})\mathbf{W}^{[0]}$;
 - 2: **while** not converged **do**
 - 3: $k \leftarrow k + 1$;
 - 4: $\Xi^{[k]} \leftarrow \Theta^{[k-1]} - \nabla \bar{l}(\Theta^{[k-1]})$, $\mathbf{S}^{[k]} \leftarrow (\Xi^{[k]} - \mathbf{M})^T(\Xi^{[k]} - \mathbf{M})/n$;
 - 5: $\mathbf{W}^{[k]} \leftarrow \text{argmin}_{\mathbf{W} \in \mathcal{S}_{++}^m} -\log \det(\mathbf{W}) + \text{Tr}\{\mathbf{S}^{[k]}\mathbf{W}\} + 2P(\mathbf{W}; \lambda)/n$;
 - 6: $\Theta^{[k]} \leftarrow \Xi^{[k]} + \phi(\mathbf{M} - \Xi^{[k]})\mathbf{W}^{[k]}$;
 - 7: **end while**
 - 8: **return** $\mathbf{W}^{[k]}$.
-

3.1 Linearization through Θ

For simplicity, we assume that the gradient of each loss function is Lipschitz continuous:

$$\|\nabla l_k(\boldsymbol{\theta}_1) - \nabla l_k(\boldsymbol{\theta}_2)\|_2 \leq L\|\boldsymbol{\theta}_1 - \boldsymbol{\theta}_2\|_2, \quad \forall \boldsymbol{\theta}_1, \boldsymbol{\theta}_2 \quad (18)$$

where L is a constant. Recall the optimization problem with \mathbf{M} given

$$\begin{aligned} \min_{(\mathbf{W}, \mathbf{C}) \in \mathcal{Z}} F := & \phi^{-1} \bar{l}(\mathbf{M} + \mathbf{C}(\mathbf{I} - \phi\mathbf{W})^{1/2}; \mathbf{Y}) + \frac{1}{2} \text{Tr}\{\mathbf{C}\mathbf{W}\mathbf{C}^T\} \\ & - \frac{n}{2} \log \det \mathbf{W} + P(\mathbf{W}; \lambda), \end{aligned} \quad (19)$$

where ϕ is sufficiently small assumed throughout the section, and $\bar{l} = \sum l_k$ as in (1).

It might look straightforward to apply BCD to solve for \mathbf{W} and \mathbf{C} alternatively. We take however a different but efficient route to convert the problem to GGL based on Theorem 1, where the key is to linearize the first term in (19) through $\Theta = \mathbf{M} + \mathbf{C}(\mathbf{I} - \phi\mathbf{W})^{1/2}$ as a whole. Given the k th iterate $(\mathbf{W}^{[k]}, \mathbf{C}^{[k]})$ and $\Theta^{[k]} = \mathbf{M} + \mathbf{C}^{[k]}(\mathbf{I} - \phi\mathbf{W}^{[k]})^{1/2}$, construct a surrogate function

$$\begin{aligned} g(\mathbf{W}, \mathbf{C}; \mathbf{W}^{[k]}, \mathbf{C}^{[k]}) = & \phi^{-1} \bar{l}(\Theta^{[k]}; \mathbf{Y}) + \phi^{-1} \langle \nabla_{\Theta} \bar{l}(\Theta^{[k]}), \Theta - \Theta^{[k]} \rangle \\ & + \frac{\rho}{2\phi} \|\Theta - \Theta^{[k]}\|_F^2 + \frac{1}{2} \text{Tr}\{\mathbf{C}\mathbf{W}\mathbf{C}^T\} - \frac{n}{2} \log \det \mathbf{W} + P(\mathbf{W}; \lambda), \end{aligned}$$

where $\nabla_{\Theta} \bar{l}$ is the gradient of \bar{l} with respect to Θ . In the uniform case of (2), $\nabla_{\Theta} \bar{l}(\Theta; \mathbf{Y}) = [l'(\theta_{ij}; y_{ij})]$. Now define the $(k+1)^{th}$ iterate as

$$(\mathbf{W}^{[k+1]}, \mathbf{C}^{[k+1]}) = \underset{(\mathbf{W}, \mathbf{C}) \in \mathcal{Z}}{\operatorname{argmin}} g(\mathbf{W}, \mathbf{C}; \mathbf{W}^{[k]}, \mathbf{C}^{[k]}). \quad (20)$$

Theorem 3. *Assume the Lipschitz-gradient condition (18). Then, as long as $\rho \geq L$, the sequence of iterates defined by (20) satisfies*

$$F(\mathbf{W}^{[k+1]}, \mathbf{C}^{[k+1]}) \leq F(\mathbf{W}^{[k]}, \mathbf{C}^{[k]}).$$

That is, the objective function values are non-increasing during the iteration.

See Appendix C for its proof which holds as long as $\nabla \bar{l}$ is Lipschitz. The problem boils down to the g -optimization in (20), which is way simpler than direct minimizing F . We rewrite the problem in the form of

$$\begin{aligned} \min_{(\mathbf{W}, \mathbf{C}) \in \mathcal{Z}} \quad & \frac{\rho}{2\phi} \|\mathbf{M} + \mathbf{C}(\mathbf{I} - \phi \mathbf{W})^{1/2} - \Xi^{[k+1]}\|_F^2 + \frac{1}{2} \operatorname{Tr}\{\mathbf{C} \mathbf{W} \mathbf{C}^T\} \\ & - \frac{n}{2} \log \det(\mathbf{W}) + P(\mathbf{W}; \lambda), \end{aligned} \quad (21)$$

where

$$\Xi^{[k+1]} = \Theta^{[k]} - \nabla_{\Theta} \bar{l}(\Theta^{[k]}) / \rho \quad (22)$$

and $1/\rho$ amounts to the step size.

The problem can be further simplified—under condition (18), we can scale each loss function by L beforehand and set $\rho = 1$. (The problem is much harder for $\rho > 1$.) For example, the Bernoulli deviance l satisfies $L = 1/4$, and we can use $4l$ as the input loss function. Of course, when $L \leq 1$, one does not have to perform the scaling to take $\rho = 1$, but this will result in some sacrifice in convergence speed. The quadratic loss has $L = 1$, and the Lorentz loss satisfies $L = 2$.

While the Lipschitz continuity on the gradient is desirable to achieve a universal step size, it is not absolutely necessary in implementation. One could apply some line search with $F(\mathbf{W}^{[k+1]}, \mathbf{C}^{[k+1]}) \leq g(\mathbf{W}^{[k+1]}, \mathbf{C}^{[k+1]}; \mathbf{W}^{[k]}, \mathbf{C}^{[k]})$ to get proper stepsizes to guarantee non-increasing objective function values.

3.2 \mathbf{W} -optimization

It remains to solve (21) with $\rho = 1$. Nicely, applying Theorem 1 again (or plugging in $\mathbf{C} = (\mathbf{\Xi}^{[k+1]} - \mathbf{M})(\mathbf{I} - \phi\mathbf{W})^{1/2}$), we are back to the GGL problem in computation

$$\min_{\mathbf{W} \in \mathcal{S}_{++}^m} \frac{n}{2} \text{Tr}\{\mathbf{S}^{[k+1]}\mathbf{W}\} - \frac{n}{2} \log \det(\mathbf{W}) + P(\mathbf{W}; \lambda), \quad (23)$$

where $\mathbf{S}^{[k+1]} = (\mathbf{\Xi}^{[k+1]} - \mathbf{M})^T(\mathbf{\Xi}^{[k+1]} - \mathbf{M})/n$.

There is a rich collection of GGL algorithms in the literature. The ℓ_1 -penalized form of (23) gives the convex graphical lasso problem. Friedman et al. (2008) partition the inverse covariance matrix and estimate its corresponding sparse rows/columns in a block-wise fashion. There are also some fast second-order methods, see, e.g., Hsieh et al. (2013), Oztoprak et al. (2012) and Treister and Turek (2014). All these algorithms can be seamlessly applied here to solve the ℓ_1 -penalized \mathbf{W} -optimization problem. We use a projected scaled sub-gradient algorithm due to Schmidt (2010) (the Gafni-Bertsekas variant) which is developed on the orthant-wise quasi-Newton method (Andrew and Gao, 2007).

The complete procedure of estimating the association structure is presented in Algorithm 1. Note that the auxiliary matrix \mathbf{C} does not have to be explicitly computed at all, and forming the matrices $\mathbf{\Xi}$ and \mathbf{S} does not need SVD or matrix square-root operations. This is because the key quantity $\mathbf{\Theta}^{[k]}$ can be written as a (weighted) average of \mathbf{M} and $\mathbf{\Xi}^{[k]}$

$$\begin{aligned} \mathbf{\Theta}^{[k]} &= \mathbf{M} + \mathbf{C}^{[k]}(\mathbf{I} - \phi\mathbf{W}^{[k]})^{1/2} \\ &= \mathbf{M} + (\mathbf{\Xi}^{[k]} - \mathbf{M})(\mathbf{I} - \phi\mathbf{W}^{[k]})^{1/2}(\mathbf{I} - \phi\mathbf{W}^{[k]})^{1/2} \\ &= \mathbf{M}\mathbf{W}^{[k]}\phi + \mathbf{\Xi}^{[k]}(\mathbf{I} - \phi\mathbf{W}^{[k]}). \end{aligned}$$

Moreover, with $\mathbf{\Theta}$, \mathbf{W} , $\mathbf{\Xi}$ available, evaluating the objective function value does not need \mathbf{C} , either. This is because $\text{Tr}\{\mathbf{C}\mathbf{W}\mathbf{C}^T\} = \text{Tr}\{(\mathbf{\Xi} - \mathbf{M})(\mathbf{I} - \phi\mathbf{W})\mathbf{W}(\mathbf{\Xi} - \mathbf{M})^T\}$.

When $l(\theta, y) = (\theta - y)^2/2$, $\mathbf{\Xi}^{[k]}$ in Step 4 is always fixed at \mathbf{Y} , indicating no need to iterate. Otherwise GGL will be called iteratively. The key component of Algorithm 1 relies on GGL that is well studied. Hence iGGL provides great implementation ease compared to designing a separate algorithm for each new problem with a different loss, and has convergence guarantee according to Theorem 3.

Experience shows that ϕ is not a sensitive parameter as long as it is small enough. (A further idea is to use varying $\phi^{[k]}$, say, $\phi^{[k]} = c/\|\mathbf{W}^{[k]}\|_2$ with c a small number less than 1. Although it shows excellent performance in applications, we will investigate it in future work.) When \mathbf{M} is unknown, e.g., $\mathbf{M} = \mathbf{1}\boldsymbol{\alpha}^T$ with m intercepts, the linearization still carries over and one can use BCD to solve for \mathbf{M} and \mathbf{W} alternatively in the g -optimization step.

3.3 A Poisson re-parameterization

This subsection concentrates on the Poisson case, i.e. $l(\theta, y) = -y\theta + \exp(\theta)$. Since the loss does not have bounded curvature, there is a lack of universal stepsize. In principle, this issue could be remedied with line search but our experiments show that it may not be very efficient.

We make an additional assumption that \mathbf{M} contains intercepts, and write $\mathbf{M} = \mathbf{1}\boldsymbol{\alpha}^T + \mathbf{M}^\circ$. This is a mild assumption in many applications, since a Poisson random variable cannot be centered without changing its distribution. It follows that

$$\boldsymbol{\Theta} = \mathbf{1}\boldsymbol{\alpha}^T + \mathbf{M}^\circ + \mathbf{C}(\mathbf{I} - \phi\mathbf{W})^{1/2} \equiv \mathbf{1}\boldsymbol{\alpha}^T + \boldsymbol{\Theta}^\circ, \quad (24)$$

where $\mathbf{1}$ is a column vector of n ones and $\boldsymbol{\alpha} \in \mathbb{R}^m$ represents the intercepts. Plugging it into the loss, we get $\bar{l}(\boldsymbol{\alpha}, \boldsymbol{\Theta}^\circ) = \sum_{k=1}^m -\langle \mathbf{y}_k, \mathbf{1}\alpha_k + \boldsymbol{\theta}_k^\circ \rangle + \langle \mathbf{1}, \exp(\mathbf{1}\alpha_k + \boldsymbol{\theta}_k^\circ) \rangle$. Let $\mathbf{a} = [a_1, \dots, a_m]^T$ such that $a_k = \alpha_k + \log\langle \mathbf{1}, \exp(\boldsymbol{\theta}_k^\circ) \rangle$, and $\exp(a_k) = \langle \mathbf{1}, \exp(\mathbf{1}\alpha_k + \boldsymbol{\theta}_k^\circ) \rangle$ with $\exp(\cdot)$ defined componentwise. Then

$$\bar{l}(\boldsymbol{\alpha}, \boldsymbol{\Theta}^\circ) = \sum_{k=1}^m [-\langle \mathbf{y}_k, \boldsymbol{\theta}_k^\circ \rangle + \langle \mathbf{y}_k, \mathbf{1} \rangle \log\langle \mathbf{1}, \exp(\boldsymbol{\theta}_k^\circ) \rangle] + [-\langle \mathbf{y}_k, \mathbf{1} \rangle a_k + \exp(a_k)],$$

which is separable in \mathbf{a} and $\boldsymbol{\Theta}^\circ$. If there is no further penalty imposed on \mathbf{a} , $\mathbf{a}^{opt} = \log(\mathbf{Y}^T \mathbf{1})$. The loss on $\boldsymbol{\Theta}^\circ$ writes

$$\bar{l}(\boldsymbol{\Theta}^\circ) = \sum_{k=1}^m l_k(\boldsymbol{\theta}_k^\circ) = \sum_{k=1}^m -\langle \mathbf{y}_k, \boldsymbol{\theta}_k^\circ \rangle + c_k \log\langle \mathbf{1}, \exp(\boldsymbol{\theta}_k^\circ) \rangle,$$

where $c_k = \langle \mathbf{y}_k, \mathbf{1} \rangle$. It is easy to see that the gradient of l_k with respect to $\boldsymbol{\theta}_k^\circ$ is $-\mathbf{y}_k + c_k \exp(\boldsymbol{\theta}_k^\circ) / \langle \mathbf{1}, \exp(\boldsymbol{\theta}_k^\circ) \rangle$, and so the associated Hessian satisfies

$$\mathcal{H}(\boldsymbol{\theta}_k) = c_k \left\{ \text{diag} \left[\frac{\exp(\boldsymbol{\theta}_k^\circ)}{\langle \mathbf{1}, \exp(\boldsymbol{\theta}_k^\circ) \rangle} \right] - \frac{\exp(\boldsymbol{\theta}_k^\circ) [\exp(\boldsymbol{\theta}_k^\circ)]^T}{\langle \mathbf{1}, \exp(\boldsymbol{\theta}_k^\circ) \rangle^2} \right\} \preceq \frac{c_k}{2} \mathbf{I}.$$

To secure the desirable properties associated with $\rho = 1$, one can scale l_k by $c_k/2$ or use the overall Lipschitz constant $L = \max_{1 \leq k \leq m} \langle \mathbf{y}_k, \mathbf{1} \rangle = \|\mathbf{Y}\|_1/2$.

4 Statistical Analysis

In this section, we assume that \mathbf{M} is known and (18) is satisfied with $L = 1$. The overall objective in (19) is denoted by F and the penalty P takes the form of $P(\mathbf{W}) = (n/2)\lambda\|\mathbf{W}\|_1$. Because of the nonconvex nature of the problem, studying the performance of the set of global minimizers may not provide enough guidance in practice. We will investigate the statistical accuracy of the set of *fixed points* under the iGGL algorithm mapping (cf. (20) with $\rho = 1$):

$$\mathcal{F} = \left\{ (\hat{\mathbf{W}}, \hat{\mathbf{C}}) \in \mathcal{Z} : (\hat{\mathbf{W}}, \hat{\mathbf{C}}) = \underset{(\mathbf{W}, \mathbf{C}) \in \mathcal{Z}}{\operatorname{argmin}} g(\mathbf{W}, \mathbf{C}; \mathbf{W}^-, \mathbf{C}^-) \Big|_{\mathbf{W}^- = \hat{\mathbf{W}}, \mathbf{C}^- = \hat{\mathbf{C}}} \right\}. \quad (25)$$

The g -minimization problem in (25) has a unique minimizer. In fact, given any feasible \mathbf{W} , g is strongly convex in \mathbf{C} . Define

$$\mathbf{C}^*(\mathbf{W}; \mathbf{W}^-, \mathbf{C}^-) = \underset{\mathbf{C}}{\operatorname{argmin}} g(\mathbf{W}, \mathbf{C}; \mathbf{W}^-, \mathbf{C}^-).$$

Then $g(\mathbf{W}, \mathbf{C}^*(\mathbf{W}; \mathbf{W}^-, \mathbf{C}^-); \mathbf{W}^-, \mathbf{C}^-)$ is strictly convex in \mathbf{W} .

First, we need to define the effective noise to take into account the randomness of observations. Recall that the marginal losses are “arbitrarily” chosen, and so we are not in a standard likelihood setting. Let $\mathbf{W}^* \in \mathcal{S}_{++}^m(\phi)$ denote the statistical truth, which is the learning target. Then we can show that there exists \mathbf{C}^* satisfying $\mathbf{C}^* = \mathbf{C}^*(\mathbf{W}^*; \mathbf{W}^*, \mathbf{C}^*)$; see, Lemma 2. Define

$$\mathbf{E} = -\frac{2}{n} \frac{d(F - P)(\mathbf{W}, \mathbf{C}^*(\mathbf{W}; \mathbf{W}^-, \mathbf{C}^-))}{d\mathbf{W}} \Big|_{\mathbf{W} = \mathbf{W}^*, \mathbf{W}^- = \mathbf{W}^*, \mathbf{C}^- = \mathbf{C}^*}$$

as the effective noise. Hence in the noise-free scenario, the loss as a function of \mathbf{W} must vanish at the statistical truth. In the Gaussian case, \mathbf{E} becomes $\mathbf{W}^{*-1} - (\mathbf{Y} - \mathbf{M})^T(\mathbf{Y} - \mathbf{M})/n$.

Next, we choose a proper discrepancy measure to facilitate the analysis. For two matrices $\mathbf{W}_1, \mathbf{W}_2$ that are both positive-definite, the Bregman divergence associated with $-\log \det(\cdot)$ is given by

$$\mathbf{D}(\mathbf{W}_1, \mathbf{W}_2) = -\log \det(\mathbf{W}_1) + \log \det(\mathbf{W}_2) + \langle \mathbf{W}_2^{-1}, \mathbf{W}_1 - \mathbf{W}_2 \rangle.$$

This divergence is always nonnegative since $-\log \det$ is strictly convex. When $\mathbf{W}_1, \mathbf{W}_2$ are close, $\mathbf{D}(\mathbf{W}_1, \mathbf{W}_2) \approx \operatorname{Tr}\{[(\mathbf{W}_1 - \mathbf{W}_2)\mathbf{W}_2^{-1}]^2\}/2$ which resembles relative error. We will use its symmetrized version

$$\mathbf{D}^{(s)}(\mathbf{W}_1, \mathbf{W}_2) = (\mathbf{D}(\mathbf{W}_1, \mathbf{W}_2) + \mathbf{D}(\mathbf{W}_2, \mathbf{W}_1))/2 = \langle \mathbf{W}_2^{-1} - \mathbf{W}_1^{-1}, \mathbf{W}_1 - \mathbf{W}_2 \rangle / 2$$

to characterize the error. In the following theorem, we use $\|\mathbf{E}\|_{\max}$ to denote $\max_{j,k} |e_{j,k}|$. (As before, we assume ϕ is chosen sufficiently small, so that $\|\mathbf{W}^*\|_2 \leq \phi^{-1}$ and $\|\hat{\mathbf{W}}\|_2 \leq \phi^{-1}$.) Define the support of \mathbf{W}^* by $\mathcal{J}^* = \{(j, j') : w_{j,j'}^* \neq 0\}$ and $J^* = |\mathcal{J}^*|$.

Theorem 4. Assume there exist large enough $K \geq 0, \vartheta > 0$ such that

$$(1 + 1/\vartheta) \|(\mathbf{W} - \mathbf{W}^*)_{\mathcal{J}^*}\|_1 \leq \|(\mathbf{W} - \mathbf{W}^*)_{\mathcal{J}^{*c}}\|_1 + K \{J^* \mathbf{D}^{(s)}(\mathbf{W}, \mathbf{W}^*)\}^{1/2} \quad (26)$$

for any $\mathbf{W} \in \mathcal{S}_{++}^m(\phi)$. Then, on the event $\{\|\mathbf{E}\|_{\max} \leq \lambda_0\}$, with $\lambda = (2A + 2\vartheta + 1)\lambda_0$ for any $A \geq 0$, any fixed point $(\hat{\mathbf{W}}, \hat{\mathbf{C}}) \in \mathcal{F}$ satisfies

$$\mathbf{D}^{(s)}(\hat{\mathbf{W}}; \mathbf{W}^*) + \text{Tr}\{(\hat{\mathbf{W}} - \mathbf{W}^*)(\mathbf{S}(\hat{\mathbf{W}}, \hat{\mathbf{C}}) - \mathbf{S}(\mathbf{W}^*, \mathbf{C}^*))\} \leq (\vartheta + A)^2 K^2 \lambda_0^2 J^*, \quad (27)$$

where $\mathbf{S}(\mathbf{W}, \mathbf{C}) = (\mathbf{I} - \phi \mathbf{W})^{-1/2} \mathbf{C}^T \mathbf{C} (\mathbf{I} - \phi \mathbf{W})^{-1/2} / n$.

Corollary 1. Assume $e_{j,k} \sim \text{sub-exp}(c_1/n, c_2/n)$ for all $1 \leq j, k \leq m$ (cf. Definition D.1). Let $\lambda = c_1(2A + 2\vartheta + 1)\{(4 + 2\alpha)(\log m)/n\}^{1/2}$ with $A, \alpha \geq 0$. Then under (26) and $n \geq (c_2^2/c_1)(4 + 2\alpha) \log m$, (27) holds with probability $1 - 2m^{-\alpha}$ and the error bound on the right-hand side becomes $(4 + 2\alpha)c_1^2(\vartheta + A)^2 K^2 J^*(\log m)/n$.

See Appendix D for the proof detail, from which the multiplicative constant preceding the Bregman term on the left-hand side of (27) can be strengthened to any positive number less than 2.

(26) is a comparison regularity condition (She, 2016) and is implied by

$$(1 + 1/\vartheta)^2 \|(\mathbf{W} - \mathbf{W}^*)_{\mathcal{J}^*}\|_1^2 \leq K^2 J^* \mathbf{D}^{(s)}(\mathbf{W}, \mathbf{W}^*) \quad (28)$$

or

$$(1 + 1/\vartheta)^2 \|(\mathbf{W} - \mathbf{W}^*)_{\mathcal{J}^*}\|_2^2 \leq K^2 \mathbf{D}^{(s)}(\mathbf{W}, \mathbf{W}^*) \quad (29)$$

for any $\mathbf{W} \in \mathcal{S}_{++}^m(\phi) : \|(\mathbf{W} - \mathbf{W}^*)_{\mathcal{J}^{*c}}\|_1 < (1 + 1/\vartheta) \|(\mathbf{W} - \mathbf{W}^*)_{\mathcal{J}^*}\|_1$. The conditions of (28) and (29) can be viewed as extensions of compatibility and restricted-eigenvalue assumptions (van de Geer and Bühlmann, 2009) in the graph setting. But our regularity condition is less restrictive.

In the Gaussian case, the second discrepancy term in trace form vanishes, and so $\|\mathbf{W}_1 - \mathbf{W}_2\|_F^2 \leq \phi^2 \text{Tr}\{\mathbf{W}_2^{-1}(\mathbf{W}_1 - \mathbf{W}_2)\mathbf{W}_1^{-1}(\mathbf{W}_1 - \mathbf{W}_2)\} = 2\phi^2 \mathbf{D}^{(s)}(\mathbf{W}_1, \mathbf{W}_2) = \mathcal{O}_p((\log m)J^*/n)$, the rate of which matches that of Theorem 1 in Rothman et al. (2008) if $K, A, \vartheta, \alpha, \phi, c_1, c_2$ are treated as constants.

5 Experiments

5.1 Synthetic data

Simulation experiments for non-Gaussian graph learning are performed in three settings: continuous variables with outlier contamination, binary variables, contaminated binary variables. Given each setting, 50 i.i.d. datasets are generated and we report the average results. To evaluate the performance of each algorithm, we use the graph identification rate (Liu et al., 2012) which is defined as the percentage of the correctly identified non-zero off-diagonal weights, i.e., $|\mathcal{J}_{\text{off}}(\hat{\mathbf{W}}) \cap \mathcal{J}_{\text{off}}(\mathbf{W}^*)|/|\mathcal{J}_{\text{off}}(\mathbf{W}^*)|$, where $\mathcal{J}_{\text{off}}(\mathbf{W})$ denotes the indices of the nonzero off-diagonal entries of \mathbf{W} . To eliminate the interference of various tuning schemes and reveal the true potential of each method, we vary the regularization parameter in some pre-specified grids (100 grid values in all experiments) and use the true cardinality to find the best estimate. In calling iGGL, we used the ℓ_1 penalty to enforce sparsity. All experiments were performed on a machine with 2.1GHz CPU and 16GB RAM.

The first setting is regarding continuous variables with outlier contamination. Concretely, we first generated a symmetric matrix with standard Gaussian entries, set 90% of its off-diagonal entries to zero, and then added $\eta \mathbf{I}$ to make the precision matrix \mathbf{W}^* . η was chosen such that $\lambda_{\min}(\mathbf{W}^*) = 1$; see Mazumder and Hastie (2012b). Next, we generated the observation matrix \mathbf{Y} with each row following $\mathcal{N}(\mathbf{0}, \mathbf{W}^{*-1})$ and introduced gross outliers by modifying $\alpha\%$ of the entries to 20. We set $n = 1000$ and $m = 10, 100$ (with the number of free parameters being 55 and 5050, respectively). Table 1 shows a comparison between graphical lasso and iGGL with Tukey’s loss. The proposed method was much better at accommodating outliers in such non-Gaussian graph learning and its stability is impressive.

Table 1: Graph identification rates ($\times 100$) for graphical lasso (g-lasso) and iGGL (Tukey) on outlier-contaminated Gaussian data, where $\alpha\%$ denotes the outlier percentage in the observation matrix.

$\alpha\%$	$m = 10$				$m = 100$			
	0%	5%	10%	20%	0%	5%	10%	20%
g-lasso	88	18	16	16	65	15	15	15
iGGL	88	80	76	73	65	64	64	60

In the second setting, we created binary data matrices according to the Ising model $p(y_1, y_2, \dots, y_m) \propto \exp(\sum_{j \neq i} y_i y_j w_{ij}^* + \sum_i b_i^* y_i)$ and $y_i \in$

$\{-1, +1\}$. We set $b_i^* = 0$ in common with most works, and generated sparse $\{w_{ij}^*\}$ (50 w_{ij}^* chosen at random taking value 0.5 and the remaining 0). We compared the popular pseudo-likelihood based Ising graph learning (Höfling and Tibshirani, 2009) with iGGL that applies Bernoulli deviance on each binary variable. Both methods *approximate* the genuine likelihood that is intractable. According to Table 2, pseudo-likelihood did an excellent job in this setting, and iGGL, without making the Ising model assumption, showed strikingly similar performance, which will be justified in a future paper.

Table 2: Graph identification rates ($\times 100$) for pseudo-likelihood based Ising graph learning and iGGL (Bernoulli) on binary data generated according to the Ising model.

m	$n = 100$			$n = 200$		
	100	200	400	100	200	400
pseudo-likelihood	87	82	74	99	98	98
iGGL	87	83	72	99	98	98

Furthermore, we studied non-Gaussian graph learning in a contaminated binary setting. The binary observations were generated according to the aforementioned scheme, but we modified $\alpha\%$ of the rows of the data matrix to $[1, \dots, 1]$. Table 3 shows the graph identification results of pseudo-likelihood and iGGL that uses the robust Lorenz loss. The flexibility and universality of iGGL offered significant performance improvement in this challenging setup.

Table 3: Graph identification rates ($\times 100$) for pseudo-likelihood based Ising graph learning and iGGL (Lorenz) on contaminated binary data, where the percentage of outlier rows is denoted by $\alpha\%$.

$\alpha\%$	$m = 50$			$m = 200$		
	5%	10%	20%	5%	10%	20%
pseudo-likelihood	83	75	49	77	67	35
iGGL	86	81	63	80	71	44

Finally, we conducted experiments to investigate the scalability of the iGGL algorithm by varying problem dimensions. Here, we set $n = 5000$ and $m = 100, 200, 500, 1000, 2000$ (the number of free parameters being $5.05e+3$, $2.01e+4$, $1.25e+5$, $5.01e+5$, $2.01e+6$, respectively). Using a grid of 100 points for λ , we computed the solution path till the model cardinality increases to $n/(\log m^2)$ (as suggested by the proof of Theorem 4). Table 4 shows the computational time (in seconds) averaged over 50 independent simulations,

when we tested Tukey’s loss, Bernoulli deviance, and reparametrized Poisson loss in the iGGL framework. Nicely, the computational time increases linearly with the number of parameters, an evidence of the scalability of iGGL for non-Gaussian graph learning.

Table 4: Computational time (in CPU seconds) when applying Tukey’s loss, Bernoulli deviance, and reparametrized Poisson loss (denoted by Tukey, Binary, Discrete, respectively).

m	100	200	500	1000	2000
Tukey	7.9	16.9	50.4	131.7	535.8
Binary	5.2	10.7	32.6	85.3	338.7
Discrete	5.1	11.9	41.8	122.2	511.5

5.2 S&P 500

This dataset keeps a record of the closing prices of S&P 500 stocks from Jan. 1, 2003 to Jan. 1, 2008 ([Zhao et al., 2012](#)). It consists of 1258 samples for 452 stocks and has been preprocessed by taking logarithm and differencing transformations.

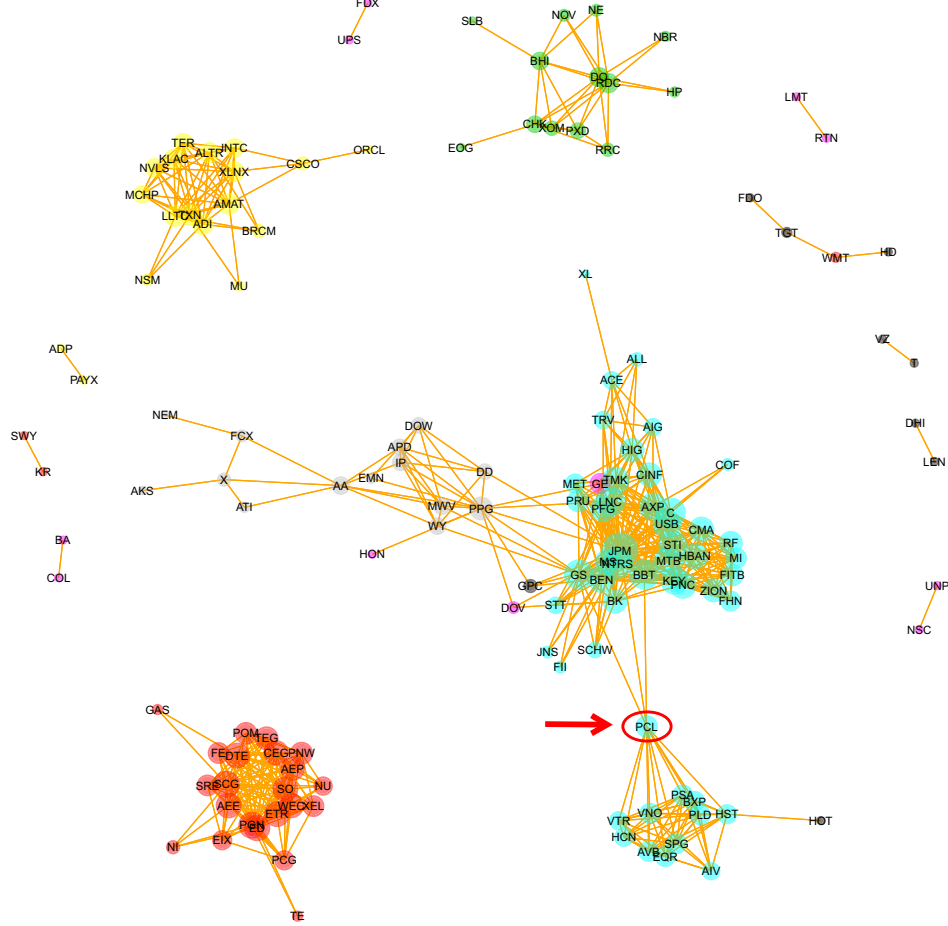


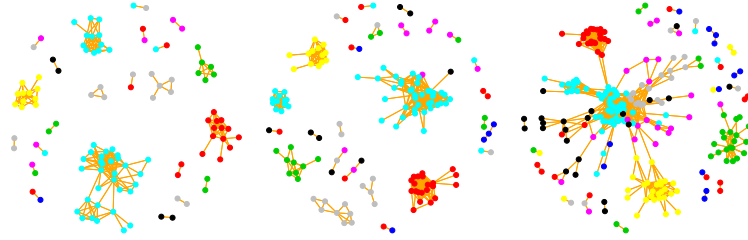
Figure 1: Robust graph learning by iGGL on S&P 500.

We chose Tukey’s robust loss in learning the association graph by iGGL due to some potential outliers occurring in such financial data. (It is well known that even for the transformed data, anomalies, caused by extreme market movements, may be present.) PIC (She, 2017) was used for parameter tuning, with the degrees-of-freedom $df = |\mathcal{J}_{\text{off}}(\hat{\mathbf{W}})|$ and the inflation given by $df \cdot \log(em(m - 1)/df)$. The overall computational time was 3 minutes. Figure 1 demonstrates the topological structure after removing all isolated nodes. The nodes were colored according to the Global Industry

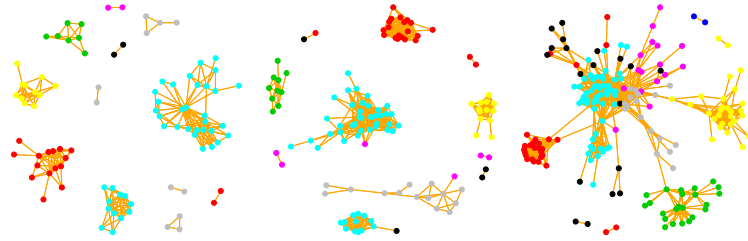
Classification Standard (GICS) sectors provided in the dataset documentation. Overall, the clusters revealed in Figure 1 are pretty consistent with the GICS sectors in different colors. For example, at the top, **INTC**, **ADI**, **TXN** and other semiconductor companies (in yellow) form a subgraph, so are oil related companies (in green) including **XOM**, **DO** and **BHI**, and at the bottom is a big cluster of utilities companies (in red) such as **WEC**, **SCG** and **AEP**.

Notably, a number of financial companies, **JPM**, **BBT**, **AXP**, among many others near the center of the graph are densely connected. An interesting fact is that they connect to the estate companies in the lower-right corner through **PCL**, i.e., Plum Creek Timber, which was the largest private owner of timberland in the U.S.. Also, **GE**, though belonging to the sector of industrials (in magenta), is found in the financial cluster. The documentation indicates that the **GE** still included the large financial division **GE Capital** during the data collection period.


We also experimented with graphical lasso, non-paranormal graphical lasso, and non-paranormal neighborhood pursuit on S&P 500. Some graph estimates along the solution path are demonstrated in Figure 2. When the cardinality is small (say 500), seen from the colors, the obtained subgraph structures comply with the SICs sectors to a large extent. But the graphical lasso estimates are less ‘pure’ in color. Between the non-paranormal neighborhood and non-paranormal graphical lasso, many empirical studies in the literature (for example, [Zhao et al. \(2014\)](#)) favor the first. We found that when the cardinality reaches 2000, the first algorithm exhibits richer inter-section connections; iGGL-Tukey shared the same feature as shown in Figure 2. We also performed 100 bootstrap experiments to compare iGGL with nonparanormal graphical lasso. Using a cutoff frequency of 60%, we found the nonparanormal rank-based algorithm shows no direct or indirect connection between **HIG** (Hartford Financial Services Group) and **JPM** (JP-Morgan Chase), while the two are directly connected in the iGGL graphs 96% of the time. Then, we performed non-parametric tests based on Kendall’s tau and Spearman’s rho: both suggest significant associations between **JPM** and **HIG**, with p -values smaller than $1e-15$.



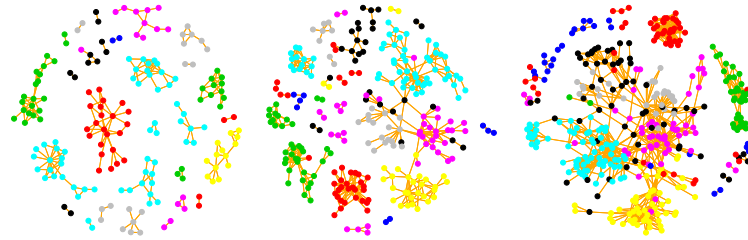
(a) g-lasso with $nnz = 500, 1000, 2000$



(b) iGGL with $nnz = 500, 1000, 2000$



(c) non-paranormal g-lasso with $nnz = 500, 1000, 2000$



(d) non-paranormal neighborhood with $nnz = 500, 1000, 2000$

Figure 2: Graphical lasso, iGGL, non-paranormal graphical lasso, and non-paranormal neighborhood pursuit, with cardinality (nnz , number of nonzero off-diagonal entries) aligned at 500, 1000 and 2000, from left to right. All isolated nodes have been removed.

5.3 TDT2

The data is provided by Cai et al. (2005). It is a subset of the TDT2 corpus collected during the first half of 1998 from 6 sources: 2 newswires (APW, NYT), 2 radio programs (VOA, PRI) and 2 television programs (CNN, ABC). We picked 200 most frequently used words, and the document-term matrix records frequencies (counts) of each term in $n = 9,394$ documents. We ran iGGL on the count data and used PIC for parameter tuning. The computation of the solution path and tuning took about 19 minutes. A sparse association graph is plotted in Figure 3 where only the connected nodes are shown for a better view.

As seen in Figure 3, **president** makes a big hub and connects to **congress**, **policy**, **officials**, **washington**, and so on. Right next to it is **clinton** which also exhibits rich connections to a variety of terms. In particular, it has a direct association with **lewinsky** which is linked to **monica**, **story**, **told**, etc.

On the left, we see many words around **iraq** and **un**, and these two words share some common neighbors like **weapons** and **deal**. In addition, interesting connections exist between **crisis**, **asia**, **financial**, and **market** in the lower part of the graph. These reflect some hot topics and key news events in the first half of 1998.

5.4 Newsgroup data

We use the recreation subset of the 20 newsgroups data including the newsgroups of *rec.autos*, *rec.motorcycles*, *rec.sport.baseball*, and *rec.sport.hockey*,¹ which gives 2,389 documents. After the pre-processing (tokenization) with Python packages scikit-learn and NLTK (Bird et al., 2009), we obtained 36,365 words in total, many of which, however, seem to have little importance or meaning. We performed a word filtering based on the TF-IDF (term frequency-inverse document frequency) statistics which are widely used in text mining. Furthermore, the words with non-alphabetical letters were removed and we picked 150 words as the variables of interest. These words were divided into three equal-sized subsets for mixed graph learning: the words in the first subset take TF-IDF values as the observed data, with Tukey as the loss type; the second subset uses word counts; for the third subset, only the information of word occurrence (binary) is kept, and Lorenz is applied

¹The 20 newsgroup dataset is available at <http://qwone.com/~jason/20Newsgroups/>.

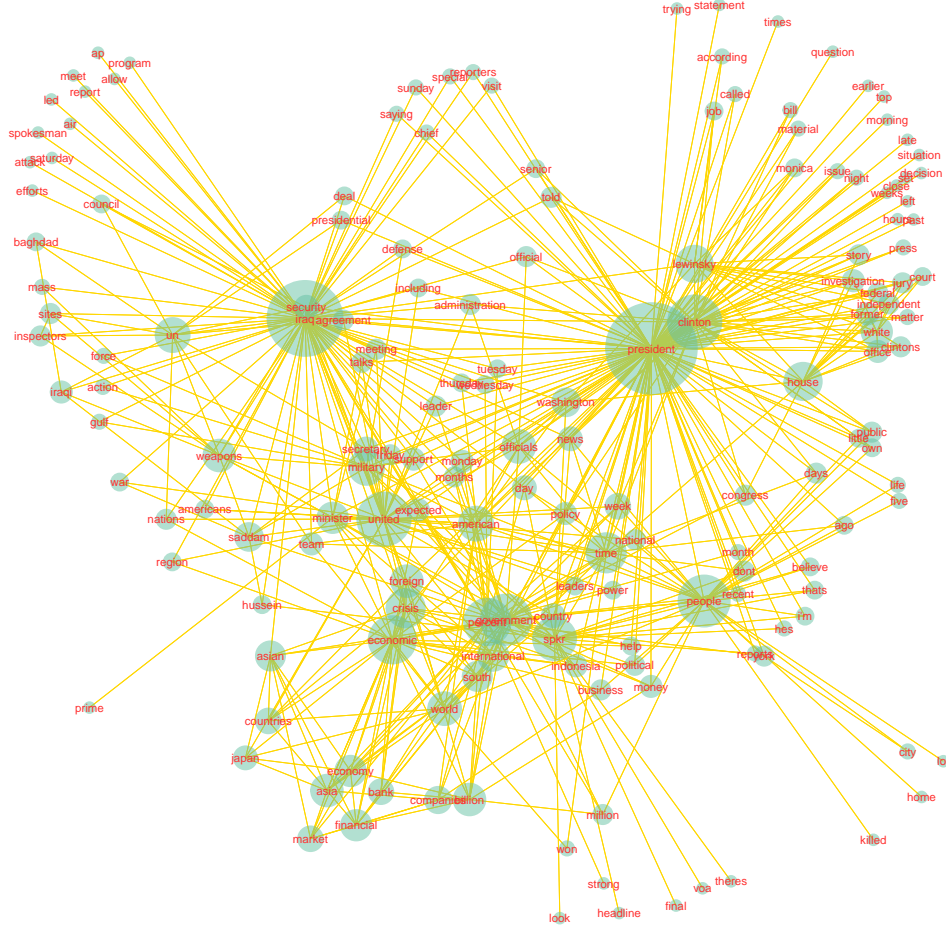


Figure 3: TDT2 graph with no isolators.

as the marginal losses. We notice that the mixed data types posed a more challenging problem in computation—it took us about 2.4 hours to complete the solution path computation and parameter tuning. Figure 4 shows the topological structure after removing all isolated points.

As seen in the graph, **team** locates near the center which indeed shows up in many central topics in the threads of *rec.sport.baseball* and *rec.sport.hockey*. To the right it has connections to **winnipeg**, **maple**, **ranger**, **penguin**, relat-

Baseball (MLB) teams. The graph also demonstrates interesting connections between the words that mostly appear in *rec.autos* and *rec.motorcycles*. For example, **wheelie**, **steering**, **engine**, **auto**, **callison** on the left side of the figure are linked with the keyword **wheel**. The word **callison** represents *James P. Callison*, who appears to be an expert in performance tuning and is a big fan of car racing based on the conversations. At the bottom, **slow**, **mirror**, **avoid** reflect a major concern in auto and motorcycle sports discussions—driving safety.

6 Conclusion

In this work, we described the indirect Gaussian graph learning framework that is applicable to non-Gaussian data and has rich applications. An easy-to-implement optimization algorithm was developed based on iterative Gaussian graph learning. Our statistic algorithm analysis provides provable guarantees for the associated solutions. The technique of over-parametrization with shrinkage is a universal and powerful tool to extend marginal estimation to multivariate modeling without the need of specifying a joint distribution. A range of modern machine learning problems can be addressed by jointly estimating the mean and dependency matrices in the proposed framework which will be investigated further.

A Proof of Theorem 1

Let f_1 be the objective function in problem (7). We can evaluate the optimal \mathbf{C} by letting $\nabla_{\mathbf{C}} f_1 = 0$:

$$-(\mathbf{Y} - \mathbf{M} - \mathbf{C}(\mathbf{I} - \phi\mathbf{W})^{1/2})(\mathbf{I} - \phi\mathbf{W})^{1/2} + \phi(\mathbf{C}\mathbf{W} + \mathbf{C}\mathbf{W}^T)/2 = 0.$$

Hence

$$\hat{\mathbf{C}} = \underset{\mathbf{C}}{\operatorname{argmin}} f_1 = (\mathbf{Y} - \mathbf{M})(\mathbf{I} - \phi\mathbf{W})^{1/2}.$$

Plugging $\hat{\mathbf{C}}$ in f_1 , we have

$$\begin{aligned}
f_1 &= \frac{1}{2\phi} \text{Tr}\{(\mathbf{Y} - \mathbf{M})(\mathbf{I} - \mathbf{I} + \phi\mathbf{W})(\mathbf{I} - \mathbf{I} + \phi\mathbf{W})^T(\mathbf{Y} - \mathbf{M})^T\} \\
&\quad + \frac{1}{2} \text{Tr}\{(\mathbf{Y} - \mathbf{M})(\mathbf{I} - \phi\mathbf{W})^{1/2}\mathbf{W}((\mathbf{I} - \phi\mathbf{W})^{1/2})^T(\mathbf{Y} - \mathbf{M})^T\} \\
&\quad - \frac{n}{2} \log \det \mathbf{W} + P_M(\mathbf{M}; \lambda_M) + P_W(\mathbf{W}; \lambda_W) \\
&= \frac{\phi}{2} \text{Tr}\{(\mathbf{Y} - \mathbf{M})\mathbf{W}\mathbf{W}(\mathbf{Y} - \mathbf{M})^T\} \\
&\quad - \frac{1}{2} \text{Tr}\{(\mathbf{Y} - \mathbf{M})(\mathbf{W} - \phi\mathbf{W}\mathbf{W})^{1/2}(\mathbf{W} - \phi\mathbf{W}\mathbf{W})^{1/2}(\mathbf{Y} - \mathbf{M})^T\} \\
&\quad - \frac{n}{2} \log \det \mathbf{W} + P_M(\mathbf{M}; \lambda_M) + P_W(\mathbf{W}; \lambda_W) \\
&= \frac{1}{2} \text{Tr}\{(\mathbf{Y} - \mathbf{M})\mathbf{W}(\mathbf{Y} - \mathbf{M})^T\} - \frac{n}{2} \log \det \mathbf{W} + P_M(\mathbf{M}; \lambda_M) + P_W(\mathbf{W}; \lambda_W),
\end{aligned}$$

which is exactly the objective function in (8). The conclusion follows if we set ϕ to be no more than $1/\|\hat{\mathbf{W}}\|_2$ for any $\hat{\mathbf{W}}$ as a solution to $\min_{\mathbf{M} \in \mathcal{X}, \mathbf{W} \in \mathcal{S}_{++}^m} \text{Tr}\{(\mathbf{Y} - \mathbf{M})\mathbf{W}(\mathbf{Y} - \mathbf{M})^T\}/2 - (n/2) \log \det(\mathbf{W}) + P_M(\mathbf{M}; \lambda_M) + P_W(\mathbf{W}; \lambda_W)$.

B Proof of Theorem 2

Let F be the objective function in the theorem. It is not difficult to calculate its gradients with respect to \mathbf{C} and \mathbf{W} (details omitted):

$$\begin{aligned}
\nabla_{\mathbf{C}} F &= \phi^{-1} \nabla \bar{l}(\boldsymbol{\Theta})(\mathbf{I} - \phi\mathbf{W})^{1/2} + \mathbf{C}\mathbf{W} \\
\nabla_{\mathbf{W}} F &= -(\mathbf{I} - \phi\mathbf{W})^{-1/4} \frac{\mathbf{C}^T \nabla \bar{l}(\boldsymbol{\Theta}) + \nabla \bar{l}(\boldsymbol{\Theta})^T \mathbf{C}}{4} (\mathbf{I} - \phi\mathbf{W})^{-1/4} + \frac{\mathbf{C}^T \mathbf{C}}{2} - \frac{n}{2} \mathbf{W}^{-1}.
\end{aligned}$$

Let $\mathbf{Z} = \mathbf{I} - \phi\mathbf{W}$. Then the optimal \mathbf{C} must satisfy $\nabla \bar{l}(\boldsymbol{\Theta}) = -\phi\mathbf{C}\mathbf{W}\mathbf{Z}^{-1/2}$, which, when plugged into $\nabla_{\mathbf{W}} F = \mathbf{0}$, yields

$$\frac{1}{4} [\mathbf{Z}^{-1/4} \mathbf{C}^T \mathbf{C} (\phi\mathbf{W}) \mathbf{Z}^{-3/4} + \mathbf{Z}^{-3/4} (\phi\mathbf{W}) \mathbf{C}^T \mathbf{C} \mathbf{Z}^{-1/4}] + \frac{\mathbf{C}^T \mathbf{C}}{2} - \frac{n}{2} \mathbf{W}^{-1} = \mathbf{0}.$$

Let $\boldsymbol{\Xi} - \mathbf{M} = \mathbf{C}\mathbf{Z}^{-1/2}$. Then

$$\begin{aligned}
&\frac{1}{4} [\mathbf{Z}^{1/4} (\boldsymbol{\Xi} - \mathbf{M})^T (\boldsymbol{\Xi} - \mathbf{M}) \phi\mathbf{W} \mathbf{Z}^{-1/4} + \mathbf{Z}^{-1/4} \phi\mathbf{W} (\boldsymbol{\Xi} - \mathbf{M})^T (\boldsymbol{\Xi} - \mathbf{M}) \mathbf{Z}^{1/4}] \\
&+ \frac{1}{2} \mathbf{Z}^{1/2} (\boldsymbol{\Xi} - \mathbf{M})^T (\boldsymbol{\Xi} - \mathbf{M}) \mathbf{Z}^{1/2} - \frac{n}{2} \mathbf{W}^{-1} = \mathbf{0}.
\end{aligned} \tag{30}$$

Noticing that

$$(\mathbf{I} - \phi \mathbf{W})^{1/2} \mathbf{W}^{-1} (\mathbf{I} - \phi \mathbf{W})^{1/2} = \mathbf{W}^{-1} (\mathbf{I} - \phi \mathbf{W}) = \mathbf{W}^{-1} - \phi \mathbf{I}, \quad (31)$$

it is easy to verify that $\mathbf{W} = [(\mathbf{\Xi} - \mathbf{M})^T (\mathbf{\Xi} - \mathbf{M}) / n]^{-1}$ satisfies (30). Hence in the following, we study the equation group

$$\begin{cases} \phi^{-1} \nabla \bar{l}(\boldsymbol{\Theta}) \mathbf{Z}^{1/2} + \mathbf{C} \mathbf{W} = \mathbf{0} \\ \mathbf{W}^{-1} = (\mathbf{\Xi} - \mathbf{M})^T (\mathbf{\Xi} - \mathbf{M}) / n \\ \boldsymbol{\Theta} = \mathbf{M} + \mathbf{C} \mathbf{Z}^{1/2} \\ \mathbf{\Xi} - \mathbf{M} = \mathbf{C} \mathbf{Z}^{-1/2} \\ \mathbf{Z} = \mathbf{I} - \phi \mathbf{W}. \end{cases} \quad (32)$$

Recall the assumption that $\mathbf{M} = \mathbf{1} \boldsymbol{\alpha}^T$ with $\boldsymbol{\alpha} = [\alpha_1, \dots, \alpha_m]^T$ and $l_k(\boldsymbol{\theta}_k) = l_k(\theta_{1,k}) + \dots + l_k(\theta_{n,k})$. By definition,

$$\nabla \bar{l}(\boldsymbol{\Theta}) = [\nabla l_1(\boldsymbol{\theta}_1), \dots, \nabla l_m(\boldsymbol{\theta}_m)] = \nabla \bar{l}(\mathbf{M}) + \mathbf{C} \mathbf{Z}^{1/2} \mathbf{D} + \boldsymbol{\Delta},$$

where $\boldsymbol{\Delta}$ is short for $\boldsymbol{\Delta}(\boldsymbol{\Theta}; \mathbf{M})$. The 1st equation in (32) becomes

$$(\nabla \bar{l}(\mathbf{M}) + \mathbf{C} \mathbf{Z}^{1/2} \mathbf{D} + \boldsymbol{\Delta}) \mathbf{Z}^{1/2} + \phi \mathbf{C} \mathbf{W} = \mathbf{0}.$$

Therefore,

$$\begin{aligned} \mathbf{C} \mathbf{Z}^{-1/2} &= -(\nabla \bar{l}(\mathbf{M}) + \boldsymbol{\Delta}) \mathbf{Z}^{1/2} (\mathbf{Z}^{1/2} \mathbf{D} \mathbf{Z}^{1/2} + \phi \mathbf{W})^{-1} \mathbf{Z}^{-1/2} \\ &= -(\nabla \bar{l}(\mathbf{M}) + \boldsymbol{\Delta}) [\mathbf{Z} \mathbf{D} + \mathbf{Z}^{1/2} \phi \mathbf{W} \mathbf{Z}^{-1/2}]^{-1} \\ &= -(\nabla \bar{l}(\mathbf{M}) + \boldsymbol{\Delta}) [(\mathbf{I} - \phi \mathbf{W}) \mathbf{D} + \phi \mathbf{W}]^{-1} \\ &= -(\nabla \bar{l}(\mathbf{M}) + \boldsymbol{\Delta}) [\mathbf{D} + \phi \mathbf{W} (\mathbf{I} - \mathbf{D})]^{-1}, \end{aligned}$$

where the third equality, similar to (31), can be verified by spectral decomposition. The conclusion follows from the 2nd and the 4th equations in (32).

C Proof of Theorem 3

The proof is straightforward. For completeness, some details are given as follows. We denote the objective function and the surrogate function by $f(\boldsymbol{\Theta})$ and $g(\boldsymbol{\Theta}; \boldsymbol{\Theta}^{[k]})$, respectively, with a bit abuse of notation. From the construction of the surrogate function, we have

$$g(\boldsymbol{\Theta}^{[k+1]}; \boldsymbol{\Theta}^{[k]}) \leq g(\boldsymbol{\Theta}^{[k]}; \boldsymbol{\Theta}^{[k]}) = f(\boldsymbol{\Theta}^{[k]}). \quad (33)$$

It suffices to show $f(\Theta) \leq g(\Theta; \tilde{\Theta})$ for any $\Theta, \tilde{\Theta}$ and $\rho \geq L$, or

$$\bar{l}(\Theta) - \bar{l}(\tilde{\Theta}) - \langle \nabla \bar{l}(\tilde{\Theta}), \Theta - \tilde{\Theta} \rangle - \frac{\rho}{2} \|\Theta - \tilde{\Theta}\|_F^2 \leq 0. \quad (34)$$

It follows from the Lipschitz condition that

$$\begin{aligned} & \bar{l}(\Theta) - \bar{l}(\tilde{\Theta}) - \langle \nabla \bar{l}(\tilde{\Theta}), \Theta - \tilde{\Theta} \rangle \\ &= \int_0^1 \langle \nabla \bar{l}(\tilde{\Theta} + t(\Theta - \tilde{\Theta})), \Theta - \tilde{\Theta} \rangle dt - \int_0^1 \langle \nabla \bar{l}(\tilde{\Theta}), \Theta - \tilde{\Theta} \rangle dt \\ &= \int_0^1 \langle \nabla \bar{l}(\tilde{\Theta} + t(\Theta - \tilde{\Theta})) - \nabla \bar{l}(\tilde{\Theta}), \Theta - \tilde{\Theta} \rangle dt \\ &\leq \int_0^1 \sum_{i,j} Lt |\theta_{ij} - \tilde{\theta}_{ij}|^2 dt \\ &\leq \frac{L}{2} \|\Theta - \tilde{\Theta}\|_F^2. \end{aligned}$$

The conclusion thus follows.

D Proofs of Theorem 4 and Corollary 1

Lemma 1. *The following basic facts hold*

1. $g(\mathbf{W}, \mathbf{C}; \mathbf{W}, \mathbf{C}) = F(\mathbf{W}, \mathbf{C});$
2. $\frac{\partial g(\mathbf{W}^+, \mathbf{C}^+; \mathbf{W}, \mathbf{C})}{\partial \mathbf{C}^+} \Big|_{\mathbf{W}^+ = \mathbf{W}, \mathbf{C}^+ = \mathbf{C}} = \frac{\partial F(\mathbf{W}, \mathbf{C})}{\partial \mathbf{C}};$
3. $\frac{\partial (g-P)(\mathbf{W}^+, \mathbf{C}^+; \mathbf{W}, \mathbf{C})}{\partial \mathbf{W}^+} \Big|_{\mathbf{W}^+ = \mathbf{W}, \mathbf{C}^+ = \mathbf{C}} = \frac{\partial (F-P)(\mathbf{W}, \mathbf{C})}{\partial \mathbf{W}};$
4. $\frac{\partial g(\mathbf{W}^+, \mathbf{C}^+; \mathbf{W}, \mathbf{C})}{\partial \mathbf{C}^+} \Big|_{\mathbf{C}^+ = \mathbf{C}^*(\mathbf{W}^+; \mathbf{W}, \mathbf{C})} = \mathbf{0};$
5. $\frac{d(g-P)(\mathbf{W}, \mathbf{C}^*(\mathbf{W}; \mathbf{C}^-, \mathbf{W}^-); \mathbf{W}^-, \mathbf{C}^-)}{d\mathbf{W}} = (n/2)(\mathbf{S}(\mathbf{W}, \mathbf{C}^*(\mathbf{W}; \mathbf{C}^-, \mathbf{W}^-)) - \mathbf{W}^{-1}),$
where $\mathbf{S}(\mathbf{W}, \mathbf{C}) = (\mathbf{I} - \phi \mathbf{W})^{-1/2} \mathbf{C}^T \mathbf{C} (\mathbf{I} - \phi \mathbf{W})^{-1/2} / n.$

These properties are easy to verify from the construction of g , and the proofs are omitted.

Recall that $\mathbf{C}^*(\mathbf{W}; \mathbf{W}^-, \mathbf{C}^-) = \operatorname{argmin}_{\mathbf{C}} g(\mathbf{W}, \mathbf{C}; \mathbf{W}^-, \mathbf{C}^-)$, where we omit its dependence on data matrix \mathbf{Y} . To guarantee that \mathbf{E} is well defined we need the following lemma.

Lemma 2. *Given any feasible $\mathbf{W}^* \in \mathcal{S}_{++}^m$, there exists \mathbf{C}^* such that $\mathbf{C}^* = \mathbf{C}^*(\mathbf{W}^*; \mathbf{W}^*, \mathbf{C}^*)$.*

To prove the result, define a sequence of iterates

$$\mathbf{C}^{k+1} = \mathbf{C}^*(\mathbf{W}^*; \mathbf{W}^*, \mathbf{C}^k) = \min_{\mathbf{C}} g(\mathbf{W}^*, \mathbf{C}; \mathbf{W}^*, \mathbf{C}^k).$$

Let $f(\mathbf{C}) = F(\mathbf{W}^*, \mathbf{C})$ and $h(\mathbf{C}, \mathbf{C}^-) = g(\mathbf{W}^*, \mathbf{C}; \mathbf{W}^*, \mathbf{C}^-)$. Define $\Delta_{\bar{l}}(\mathbf{C}, \mathbf{C}') = \bar{l}(\mathbf{C}) - \bar{l}(\mathbf{C}') - \langle \nabla \bar{l}(\mathbf{C}'), \mathbf{C} - \mathbf{C}' \rangle$ and $\mathbf{D}_2(\mathbf{C}, \mathbf{C}') = \|\mathbf{C} - \mathbf{C}'\|_F^2/2$. Then it is easy to see that

$$f(\mathbf{C}^{k+1}) + \left(\frac{1}{\phi} \mathbf{D}_2 - \frac{1}{\phi} \Delta_{\bar{l}}\right)(\boldsymbol{\Theta}^{k+1}, \boldsymbol{\Theta}^k) = h(\mathbf{C}^{k+1}, \mathbf{C}^k). \quad (35)$$

Moreover, from the optimality of \mathbf{C}^{k+1} , we have

$$h(\mathbf{C}^{k+1}, \mathbf{C}^k) + \frac{1}{2\phi} \|\mathbf{C}^k - \mathbf{C}^{k+1}\|_{(\mathbf{I} - \phi \mathbf{W}^*)^{1/2}}^2 + \frac{1}{2} \|\mathbf{C}^k - \mathbf{C}^{k+1}\|_{(\mathbf{W}^*)^{1/2}}^2 \leq h(\mathbf{C}^k, \mathbf{C}^k)$$

or

$$h(\mathbf{C}^{k+1}, \mathbf{C}^k) + \frac{1}{2\phi} \|\mathbf{C}^k - \mathbf{C}^{k+1}\|_F^2 \leq f(\mathbf{C}^k). \quad (36)$$

Combining (35) and (36) gives

$$\frac{1}{\phi} (2\mathbf{D}_2 - \Delta_{\bar{l}})(\boldsymbol{\Theta}^k, \boldsymbol{\Theta}^{k+1}) \leq f(\mathbf{C}^k) - f(\mathbf{C}^{k+1}).$$

It follows from the Lipschitz condition that

$$\|\boldsymbol{\Theta}^k - \boldsymbol{\Theta}^{k+1}\|_F^2 \leq 2\phi(f(\mathbf{C}^k) - f(\mathbf{C}^{k+1})) \quad (37)$$

and so the sequence of $f(\mathbf{C}^k)$ is monotonically non-increasing. This implies that (i) $\mathbf{C}^{k+1} - \mathbf{C}^k \rightarrow \mathbf{0}$, and (ii) $Tr\{\mathbf{C}^k \mathbf{W}^* \mathbf{C}^k\}$ and thus \mathbf{C}^k are uniformly bounded. Therefore, any limit point of $\{\mathbf{C}^k\}$ can serve as \mathbf{C}^* which also depends on \mathbf{Y} .

From Lemma 1, we get

$$\begin{aligned} & \left. \frac{d(F - P)(\mathbf{W}, \mathbf{C}^*(\mathbf{W}; \mathbf{W}^-, \mathbf{C}^-))}{d\mathbf{W}} \right|_{\mathbf{W}=\mathbf{W}^*, \mathbf{W}^-=\mathbf{W}^*, \mathbf{C}^-=\mathbf{C}^*} \\ &= \left. \frac{\partial F(\mathbf{W}, \mathbf{C})}{\partial \mathbf{C}} \right|_{\mathbf{W}=\mathbf{W}^*, \mathbf{C}=\mathbf{C}^*} \left. \frac{d\mathbf{C}^*(\mathbf{W}; \mathbf{C}^-, \mathbf{W}^-)}{d\mathbf{W}} \right|_{\mathbf{W}=\mathbf{W}^*, \mathbf{W}^-=\mathbf{W}^*, \mathbf{C}^-=\mathbf{C}^*} \\ &+ \left. \frac{\partial(F - P)(\mathbf{W}, \mathbf{C})}{\partial \mathbf{W}} \right|_{\mathbf{W}=\mathbf{W}^*, \mathbf{C}=\mathbf{C}^*}. \end{aligned}$$

For the first term,

$$\begin{aligned} \frac{\partial F(\mathbf{W}, \mathbf{C})}{\partial \mathbf{C}} \Big|_{\mathbf{W}=\mathbf{W}^*, \mathbf{C}=\mathbf{C}^*} &\stackrel{(ii)}{=} \frac{\partial g(\mathbf{W}^+, \mathbf{C}^+; \mathbf{W}, \mathbf{C})}{\partial \mathbf{C}^+} \Big|_{\mathbf{W}^+=\mathbf{W}^*, \mathbf{C}^+=\mathbf{C}^*, \mathbf{W}=\mathbf{W}^*, \mathbf{C}=\mathbf{C}^*} \\ &\stackrel{(iv)}{=} \mathbf{0}. \end{aligned}$$

For the second term,

$$\begin{aligned} &\frac{\partial(F - P)(\mathbf{W}, \mathbf{C})}{\partial \mathbf{W}} \Big|_{\mathbf{W}=\mathbf{W}^*, \mathbf{C}=\mathbf{C}^*} \\ &\stackrel{(iii)}{=} \frac{\partial(g - P)(\mathbf{W}^+, \mathbf{C}^+; \mathbf{W}, \mathbf{C})}{\partial \mathbf{W}^+} \Big|_{\mathbf{W}^+=\mathbf{W}^*, \mathbf{C}^+=\mathbf{C}^*, \mathbf{W}=\mathbf{W}^*, \mathbf{C}=\mathbf{C}^*} \\ &= \frac{d(g - P)(\mathbf{W}, \mathbf{C}^*(\mathbf{W}; \mathbf{W}^-, \mathbf{C}^-); \mathbf{W}^-, \mathbf{C}^-)}{d\mathbf{W}} \Big|_{\mathbf{W}=\mathbf{W}^*, \mathbf{C}^-=\mathbf{C}^*, \mathbf{W}^-=\mathbf{W}^*} \\ &\stackrel{(v)}{=} (n/2)(\mathbf{S}(\mathbf{W}^*, \mathbf{C}^*) - \mathbf{W}^{*-1}), \end{aligned}$$

where the second equality is due to

$$\begin{aligned} &\frac{d(g - P)(\mathbf{W}, \mathbf{C}^*(\mathbf{W}; \mathbf{W}^-, \mathbf{C}^-); \mathbf{W}^-, \mathbf{C}^-)}{d\mathbf{W}} \\ &= \frac{\partial(g - P)(\mathbf{W}, \mathbf{C}; \mathbf{W}^-, \mathbf{C}^-)}{\partial \mathbf{C}} \Big|_{\mathbf{C}=\mathbf{C}^*(\mathbf{W}; \mathbf{W}^-, \mathbf{C}^-)} \frac{d\mathbf{C}^*(\mathbf{W}; \mathbf{W}^-, \mathbf{C}^-)}{d\mathbf{W}} \\ &\quad + \frac{\partial(g - P)(\mathbf{W}, \mathbf{C}; \mathbf{W}^-, \mathbf{C}^-)}{\partial \mathbf{W}} \Big|_{\mathbf{C}=\mathbf{C}^*(\mathbf{W}; \mathbf{W}^-, \mathbf{C}^-)} \\ &\stackrel{(iv)}{=} \frac{\partial(g - P)(\mathbf{W}, \mathbf{C}; \mathbf{W}^-, \mathbf{C}^-)}{\partial \mathbf{W}} \Big|_{\mathbf{C}=\mathbf{C}^*(\mathbf{W}; \mathbf{W}^-, \mathbf{C}^-)}. \end{aligned}$$

Therefore, we have $\mathbf{E} = \mathbf{W}^{*-1} - \mathbf{S}(\mathbf{W}^*, \mathbf{C}^*)$.

Given any fixed point $(\hat{\mathbf{W}}, \hat{\mathbf{C}})$ under the algorithm mapping, we have $g(\hat{\mathbf{W}}, \hat{\mathbf{C}}; \hat{\mathbf{W}}, \hat{\mathbf{C}}) \leq g(\mathbf{W}, \mathbf{C}; \hat{\mathbf{W}}, \hat{\mathbf{C}})$, $\forall (\mathbf{W}, \mathbf{C}) \in \mathcal{Z}$. Taking $\mathbf{C} = \hat{\mathbf{C}}$, we know from Theorem 1 that $\hat{\mathbf{W}}$ is the global minimizer of the following problem

$$\min_{\mathbf{W} \in \mathcal{S}_{++}^m} \frac{n}{2} \text{Tr}\{\mathbf{S}(\hat{\mathbf{W}}, \hat{\mathbf{C}})\mathbf{W}\} - \frac{n}{2} \log \det(\mathbf{W}) + P(\mathbf{W}; \lambda).$$

For short write $\hat{\mathbf{S}}$ for $\mathbf{S}(\hat{\mathbf{W}}, \hat{\mathbf{C}})$. Since the loss and the penalty are convex, it is not difficult to show

$$\begin{aligned} &\frac{n}{2} \text{Tr}\{\hat{\mathbf{S}}\hat{\mathbf{W}}\} - \frac{n}{2} \log \det(\hat{\mathbf{W}}) + P(\hat{\mathbf{W}}) + \frac{n}{2} \mathbf{D}(\mathbf{W}; \hat{\mathbf{W}}) \\ &\leq \frac{n}{2} \text{Tr}\{\hat{\mathbf{S}}\mathbf{W}\} - \frac{n}{2} \log \det(\mathbf{W}) + P(\mathbf{W}), \end{aligned}$$

where \mathbf{D} is the Bregman divergence associated with $-\log \det$. Then

$$\begin{aligned} & \frac{n}{2} \text{Tr}\{\hat{\mathbf{S}}(\hat{\mathbf{W}} - \mathbf{W})\} + \frac{n}{2} \mathbf{D}(\hat{\mathbf{W}}, \mathbf{W}) + \frac{n}{2} \mathbf{D}(\mathbf{W}, \hat{\mathbf{W}}) \\ & + \frac{n}{2} \langle -\mathbf{W}^{-1}, \hat{\mathbf{W}} - \mathbf{W} \rangle \leq P(\mathbf{W}) - P(\hat{\mathbf{W}}), \end{aligned}$$

and setting $\mathbf{W} = \mathbf{W}^*$ yields

$$\begin{aligned} n\mathbf{D}^{(s)}(\hat{\mathbf{W}}, \mathbf{W}^*) + \frac{n}{2} \text{Tr}\{\hat{\mathbf{S}}(\hat{\mathbf{W}} - \mathbf{W}^*)\} + \frac{n}{2} \langle -\mathbf{W}^{*-1}, \hat{\mathbf{W}} - \mathbf{W}^* \rangle \\ \leq P(\mathbf{W}^*) - P(\hat{\mathbf{W}}). \end{aligned}$$

Denote $\mathbf{S}(\mathbf{W}^*, \mathbf{C}^*)$ by \mathbf{S}^* . Then

$$\begin{aligned} & n\mathbf{D}^{(s)}(\hat{\mathbf{W}}; \mathbf{W}^*) + \frac{n}{2} \text{Tr}\{(\hat{\mathbf{S}} - \mathbf{S}^*)(\hat{\mathbf{W}} - \mathbf{W}^*)\} \\ & \leq P(\mathbf{W}^*) - P(\hat{\mathbf{W}}) + \frac{n}{2} \langle \mathbf{W}^{*-1} - \mathbf{S}^*, \hat{\mathbf{W}} - \mathbf{W}^* \rangle \\ & = P(\mathbf{W}^*) - P(\hat{\mathbf{W}}) + \frac{n}{2} \langle \mathbf{E}, \hat{\mathbf{W}} - \mathbf{W}^* \rangle. \end{aligned} \tag{38}$$

Under $\|\mathbf{E}\|_{\max} \leq \lambda_0$, (38) is bounded by $(n/2)(\lambda\|\mathbf{W}^*\|_1 - \lambda\|\hat{\mathbf{W}}\|_1 + \lambda_0\|\hat{\mathbf{W}} - \mathbf{W}^*\|_1)$. It follows from the definition of \mathcal{J}^* and the sub-additivity of the ℓ_1 -norm that

$$\begin{aligned} & 2\mathbf{D}^{(s)}(\hat{\mathbf{W}}; \mathbf{W}^*) + \text{Tr}\{(\hat{\mathbf{S}} - \mathbf{S}^*)(\hat{\mathbf{W}} - \mathbf{W}^*)\} \\ & \leq (\lambda + \lambda_0)\|(\mathbf{W}^* - \hat{\mathbf{W}})_{\mathcal{J}^*}\|_1 - (\lambda - \lambda_0)\|(\hat{\mathbf{W}} - \mathbf{W}^*)_{\mathcal{J}^{*c}}\|_1 \\ & = \lambda_0(2A + 2\vartheta + 2)\|(\mathbf{W}^* - \hat{\mathbf{W}})_{\mathcal{J}^*}\|_1 - \lambda_0(2A + 2\vartheta)\|(\hat{\mathbf{W}} - \mathbf{W}^*)_{\mathcal{J}^{*c}}\|_1, \end{aligned}$$

where we set $\lambda = (2A + 1 + 2\vartheta)\lambda_0$ with $A \geq 0$. Using the regularity condition and Cauchy-Schwarz inequality, we have

$$\begin{aligned} & 2\mathbf{D}^{(s)}(\hat{\mathbf{W}}; \mathbf{W}^*) + \text{Tr}\{(\hat{\mathbf{S}} - \mathbf{S}^*)(\hat{\mathbf{W}} - \mathbf{W}^*)\} \\ & \leq \lambda_0 2(A + \vartheta) K(J^* \mathbf{D}^{(s)}(\hat{\mathbf{W}}, \mathbf{W}^*))^{1/2} \\ & \leq \frac{2(\vartheta + A)^2 K^2 \lambda_0^2 J^*}{a} + \frac{a}{2} \mathbf{D}^{(s)}(\hat{\mathbf{W}}, \mathbf{W}^*) \end{aligned}$$

for any $a > 0$. Taking $a = 2$ gives the desired result.

To prove Corollary 1, we first define sub-exponential random variables:

Definition D.1. X is sub-exponential with mean 0 and parameters (ν, b) , i.e., $X \sim \text{sub-exp}(\nu, b)$, if and only if there exist $\nu, b \geq 0$ such that $\mathbb{E}[\exp(\lambda X)] \leq \exp(\nu\lambda^2/2)$ for all $|\lambda| \leq 1/b$.

A basic property of $X \sim \text{sub-exp}(\nu, b)$ is that $\mathbb{P}[|X| \geq t] \leq 2\exp(-t^2/(2\nu))$ for any $t : 0 \leq t \leq \nu/b$ which is easy to show based on the definition.

Therefore, under $e_{j,k} \sim \text{sub-exp}(c_1/n, c_2/n)$, $\forall j, k : 1 \leq j, k \leq m$

$$\mathbb{P}(\max |e_{j,k}| \geq t) \leq 2\exp(-\frac{nt^2}{2c_1} + 2\log m), \forall t : 0 \leq t \leq \frac{c_1}{c_2}$$

Let $t = \lambda_0 = A_0\sqrt{(\log m)/n}$ with $A_0 : A_0^2 = c_1(4 + 2\alpha)$. Then the above probability bound is $2m^{-\alpha}$ as long as $A_0\sqrt{(\log m)/n} \leq c_1/c_2$ or $n \geq (4 + 2\alpha)(c_2^2/c_1) \log m$.

References

- Agresti, A. (2012). *Categorical Data Analysis*. John Wiley & Sons, New York, 3rd edition.
- Andrew, G. and Gao, J. (2007). Scalable training of ℓ_1 -regularized log-linear models. In *Proceedings of the 24th international conference on Machine learning*, pages 33–40. ACM.
- Banerjee, O., El Ghaoui, L., and d’Aspremont, A. (2008). Model selection through sparse maximum likelihood estimation for multivariate gaussian or binary data. *Journal of Machine Learning Research*, 9:485–516.
- Barbu, A., She, Y., Ding, L., and Gramajo, G. (2017). Feature selection with annealing for computer vision and big data learning. *IEEE Transactions on Pattern Analysis and Machine Intelligence*, 39:272–286.
- Besag, J. (1975). Statistical analysis of non-lattice data. *Journal of the Royal Statistical Society. Series D (The Statistician)*, 24(3):179–195.
- Bird, S., Klein, E., and Loper, E. (2009). *Natural Language Processing with Python*. O’Reilly Media, Boston, 1st edition.
- Cai, D., He, X., and Han, J. (2005). Document clustering using locality preserving indexing. *IEEE Transactions on Knowledge and Data Engineering*, 17(12):1624–1637.

- Dobra, A. and Lenkoski, A. (2011). Copula gaussian graphical models and their application to modeling functional disability data. *Ann. Appl. Stat.*, 5(2A):969–993.
- Fan, J., Liu, H., Ning, Y., and Zou, H. (2017). High dimensional semi-parametric latent graphical model for mixed data. *Journal of the Royal Statistical Society: Series B (Statistical Methodology)*, 79(2):405–421.
- Friedman, J., Hastie, T., and Tibshirani, R. (2008). Sparse inverse covariance estimation with the graphical lasso. *Biostatistics*, 9(3):432–441.
- Hampel, F. R., Ronchetti, E. M., Rousseeuw, P. J., and Stahel, W. A. (2005). *Robust statistics*. John Wiley & Sons, New York.
- Höfling, H. and Tibshirani, R. (2009). Estimation of sparse binary pairwise markov networks using pseudo-likelihoods. *The Journal of Machine Learning Research*, 10:883–906.
- Hsieh, C.-J., Sustik, M. A., Dhillon, I. S., Ravikumar, P. K., and Poldrack, R. (2013). BIG & QUIC: Sparse inverse covariance estimation for a million variables. In *Advances in Neural Information Processing Systems 26*, pages 3165–3173. Curran Associates, Inc.
- Huber, P. J. and Ronchetti, E. M. (2009). *Robust statistics*. John Wiley & Sons, Hoboken, NJ, Second edition.
- Hyvärinen, A. (2005). Estimation of non-normalized statistical models by score matching. *Journal of Machine Learning Research*, 6(Apr):695–709.
- Ising, E. (1925). Beitrag zur theorie des ferromagnetismus. *Zeitschrift für Physik A Hadrons and Nuclei*, 31(1):253–258.
- Karlis, D. (2003). An EM algorithm for multivariate Poisson distribution and related models. *Journal of Applied Statistics*, 30(1):63–77.
- Lauritzen, S. L. (1996). *Graphical models*. The Clarendon Press, Oxford University Press, New York.
- Lee, J. D. and Hastie, T. J. (2015). Learning the structure of mixed graphical models. *Journal of Computational and Graphical Statistics*, 24(1):230–253.

- Lin, L., Drton, M., and Shojaie, A. (2016). Estimation of high-dimensional graphical models using regularized score matching. *Electron. J. Statist.*, 10(1):806–854.
- Liu, H., Han, F., Yuan, M., Lafferty, J., and Wasserman, L. (2012). High-dimensional semiparametric gaussian copula graphical models. *Ann. Statist.*, 40(4):2293–2326.
- Liu, H., Lafferty, J., and Wasserman, L. (2009). The nonparanormal: Semiparametric estimation of high dimensional undirected graphs. *The Journal of Machine Learning Research*, 10:2295–2328.
- Madigan, D., York, J., and Allard, D. (1995). Bayesian graphical models for discrete data. *International Statistical Review*, pages 215–232.
- Masnadi-shirazi, H. and Vasconcelos, N. (2009). On the design of loss functions for classification: theory, robustness to outliers, and savageboost. In *Advances in Neural Information Processing Systems 21*, pages 1049–1056.
- Mazumder, R. and Hastie, T. (2012a). Exact covariance thresholding into connected components for large-scale graphical lasso. *The Journal of Machine Learning Research*, 13(1):781–794.
- Mazumder, R. and Hastie, T. (2012b). The graphical lasso: New insights and alternatives. *Electron. J. Statist.*, 6:2125–2149.
- Meinshausen, N. and Bühlmann, P. (2006). High-dimensional graphs and variable selection with the lasso. *Ann. Statist.*, 34(3):1436–1462.
- Oztoprak, F., Nocedal, J., Rennie, S., and Olsen, P. A. (2012). Newton-like methods for sparse inverse covariance estimation. In *Advances in Neural Information Processing Systems*, pages 755–763.
- Ravikumar, P., Wainwright, M. J., and Lafferty, J. D. (2010). High-dimensional Ising model selection using ℓ_1 -regularized logistic regression. *Ann. Statist.*, 38(3):1287–1319.
- Rosset, S. and Zhu, J. (2007). Piecewise linear regularized solution paths. *Ann. Statist.*, 35(3):1012–1030.
- Rothman, A. J., Bickel, P. J., Levina, E., and Zhu, J. (2008). Sparse permutation invariant covariance estimation. *Electron. J. Statist.*, 2:494–515.

- Schmidt, M. (2010). *Graphical model structure learning with ℓ_1 -regularization*. PhD thesis, The University of British Columbia.
- She, Y. (2016). On the finite-sample analysis of Θ -estimators. *Electron. J. Statist.*, 10(2):1874–1895.
- She, Y. (2017). Selective factor extraction in high dimensions. *Biometrika*, 104(1):97–110.
- Treister, E. and Turek, J. S. (2014). A block-coordinate descent approach for large-scale sparse inverse covariance estimation. In *Advances in Neural Information Processing Systems 27*, pages 927–935. Curran Associates, Inc.
- van de Geer, S. A. and Bühlmann, P. (2009). On the conditions used to prove oracle results for the lasso. *Electronic Journal of Statistics*, 3:1360–1392.
- Witten, D. M., Friedman, J. H., and Simon, N. (2011). New insights and faster computations for the graphical lasso. *Journal of Computational and Graphical Statistics*, 20(4):892–900.
- Xue, L. and Zou, H. (2012). Regularized rank-based estimation of high-dimensional nonparanormal graphical models. *Ann. Statist.*, 40(5):2541–2571.
- Xue, L., Zou, H., and Cai, T. (2012). Nonconcave penalized composite conditional likelihood estimation of sparse Ising models. *Ann. Statist.*, 40(3):1403–1429.
- Yang, E., Allen, G., Liu, Z., and Ravikumar, P. K. (2012). Graphical models via generalized linear models. In *Advances in Neural Information Processing Systems*, pages 1358–1366.
- Yang, E., Baker, Y., Ravikumar, P. D., Allen, G. I., and Liu, Z. (2014). Mixed graphical models via exponential families. In *AISTATS*, pages 1042–1050.
- Yang, E., Ravikumar, P., Allen, G. I., and Liu, Z. (2015). Graphical models via univariate exponential family distributions. *Journal of Machine Learning Research*, 16(1):3813–3847.
- Yang, E., Ravikumar, P. K., Allen, G. I., and Liu, Z. (2013). On Poisson graphical models. In *Advances in Neural Information Processing Systems*, pages 1718–1726.

- Yu, M., Kolar, M., and Gupta, V. (2016). Statistical inference for pairwise graphical models using score matching. In *Advances in Neural Information Processing Systems 29*, pages 2829–2837. Curran Associates, Inc.
- Yuan, M. and Lin, Y. (2007). Model selection and estimation in the Gaussian graphical model. *Biometrika*, 94(1):19–35.
- Zhao, T., Liu, H., Roeder, K., Lafferty, J., and Wasserman, L. (2012). The huge package for high-dimensional undirected graph estimation in R. *Journal of Machine Learning Research*, 13(12):1059–1062.
- Zhao, T., Roeder, K., and Liu, H. (2014). Positive semidefinite rank-based correlation matrix estimation with application to semiparametric graph estimation. *Journal of Computational and Graphical Statistics*, 23(4):895–922.