

A framework for small but rich vehicle routing problems.

Vladimir G. Deineko¹

Warwick Business School, Coventry, United Kingdom

Abstract. In this paper we consider a 2-vehicle routing problem which can be viewed as a building block for the varieties of the vehicle routing problems (VRPs). To approach this problem, we suggest a framework based on the Held and Karp dynamic programming algorithm for the classical travelling salesman problem. An algorithm based on this framework shows an exceptionally good performance on published test data. Our approach can be easily extended to a variety of constraints/attributes in the VRP, hence the wording “small but rich” in the title of our paper.

Keywords. Combinatorial optimization; vehicle routing problem; dynamic programming; 2-period travelling salesman problem.

1 Introduction

In the vehicle routing problem (VRP) a set of customers with certain requests are to be visited by vehicles. The vehicles are to be chosen from a fleet of heterogeneous vehicles, with various fixed and variable costs of usage. The objective is to find a minimum cost schedule for customer visits to deliver required services in the specified time and manner. The scheduling of visits may need to satisfy some additional constraints, e.g. with some visits demanded on particular days, or by particular vehicles, etc.

It would not be an exaggeration to say that thousands of research papers devoted to the VRPs are published every year. As rightly mentioned by Michael Drexl [16], this “is certainly due to the intellectual challenge VRPs pose as well as to their relevance in logistics and transport”.

The VRP can be viewed as a combination of the two well known combinatorial optimization problems - the travelling salesman problem (see e.g. [1]) and the bin packing/knapsack problem (see e.g. [22]). It is not surprising that the combination of these two problems creates new computational challenges for researchers and practitioners. For instance, the sizes of the TSP instances which are tractable by recently developed computational algorithms [1] are much bigger than the sizes of easy tractable VRP instances.

In many practical applications the number of customers visited by a single vehicle are not very large. We mention here just a few contextual examples: teachers visiting special needs pupils, nurses attending patients at home, food delivery in rural areas (long distances - hence few customers to visit), bulk deliveries of industrial goods (large items - hence few customers). The task of allocation of customers to vehicles adds a lot of complexity to the VRP, especially due to the various additional constraints arising in practice. The VRPs with multiple practice related constraints are referred to in recent publications as *rich* VRPs (see surveys [5,16,27]), or *multi-attribute* VRPs [38,39].

In our study we decided to concentrate on the simplest possible version of the rich VRP - the VRP with many constraints/attributes but with only two vehicles, which we call the 2VRP. Further on, keeping in mind the practical applications mentioned above, we studied small (with not many customers) but rich VRPs (hence the title of the paper). We hope that better understanding of the 2VRP would allow researchers to develop new algorithms for the VRPs with many vehicles. A straightforward approach for the VRP with many vehicles could for instance be a heuristic which enumerates all possible pairs of vehicles and iteratively solves the 2VRPs.

The approach described in this paper is based on the well known Held and Karp dynamic programming approach [20]. We are not the first who suggest using dynamic programming techniques for

the VRPs (see e.g. [13,18,24,32,33,39]). The way we use dynamic programming is different though to what has been suggested so far. We suggest a framework which permits to easily incorporate additional constraints and vary the objective function to optimise (see [18,21,35,36,40] for frameworks suggested for various types of the VRPs). To address the *curse of dimensionality* in dynamic programming, an aggregation scheme is included in the framework. We tested our framework on the 2-period balanced travelling salesman problem [3]. The results of computational experiments are impressive: for 60 benchmark instances suggested in [3], better solutions have been found for 57 instances.

2 A framework for the 2VRP

2.1 Notations and definitions

In this section we introduce a model for a vehicle routing problem (VRP) with only two vehicles (2VRP). We describe objects involved in the model and attributes associated with each object. In what follows we use an approach which finds optimal solutions for small size problems. To reduce the size of an initial problem we suggest making use of various aggregation techniques. As an example of a possible aggregation, one can think of considering all customers on a street as one customer with the demand defined as the sum of demands for the customers on that street.

There are two *not homogeneous* vehicles, vehicle 1 and vehicle 2, in the 2VRP. They have different capacities W_1 and W_2 and different costs of travelling. The vehicles will be used for delivering demanded goods to customers.

We assume that each customer is located in an estate with only two entry points. A network of one-way roads within the estate connects these two points. So the travel costs within the estate are asymmetric costs. To distinguish between two entry points to the estate, we refer to one of the points as the *left node* and denote it by $L(i)$. The other of the two points is referred to as the *right node*, and is denoted by $R(i)$.

We assume that customer i in our problem has a set of seven attributes $\{L(i), R(i), l_L^1(i), l_R^1(i), l_L^2(i), l_R^2(i), w(i)\}$ with the following meaning:

- the left node $L(i)$;
- the right node $R(i)$;
- cost of travelling from the left node to the right node $l_L^m(i)$, if travelled by vehicle m , $m = 1, 2$;
- cost of travelling from the right node to the left node $l_R^m(i)$, if travelled by vehicle m , $m = 1, 2$;
- the demand $w(i)$.

So, given a set of n customers $\{1, 2, \dots, n\}$, with the demands $w(i)$, they have to be visited by one of the two vehicles which delivers the demanded goods from depots to the customers. The total demand of all customers is less than the total capacity of the two vehicles, so only one route per vehicle is needed. The vehicles may travel from different depots and return to different depots. Assume that vehicle 1 travels from depot d_R^1 and returns to depot d_L^1 , and vehicle 2 travels from depot d_R^2 and returns to depot d_L^2 .

The costs of travelling between the nodes are given by the two $2(n+4) \times 2(n+4)$ cost matrices $C^1 = (c_{ij}^1)$ and $C^2 = (c_{ij}^2)$, where $c^m(i, j)$ is the cost of travelling by vehicle m from node i to node j .

A visit of customer i adds to the travel costs either cost $l_L^m(i)$, or cost $l_R^m(i)$ depending on the way the customer is visited - from the left entry node, or from the right entry node.

Our approach will utilise the well known dynamic programming algorithm for the travelling salesman problem. So we would like to view routes for the two vehicles as one route. To simplify further considerations, we introduce an auxiliary customer 0 with the set of attributes $\{d_L^1, d_R^2, 0, \infty, 0, \infty, 0\}$. The reason for introduction of the auxiliary customer 0 and placing it into the two-vehicle route is to

separate points visited by the two different vehicles. Cost of travelling from d_L^1 to d_R^2 costs nothing, while travelling in opposite direction is forbidden (by the infinitely large cost).

The two-vehicle route starts from the node d_R^1 , visits all customers from the set $U = \{0\} \cup \{1, 2, \dots, n\}$, and ends in the node d_L^2 . Vehicle 1 is the first to start visiting customers in the route. Visiting customer 0 means that the mode of travelling is changed from travelling by vehicle 1 to travelling by vehicle 2. Vehicle 2 will travel from customer 0, i.e. from depots d_R^2 , to depot d_L^2 .

The objective is to find a minimum cost route of delivering the requested demand to all customers. The total demand of customers visited by each vehicle should not exceed the corresponding vehicle's capacity.

2.2 Dynamic programming recursions

In this section, the well known Held & Karp [20] dynamic programming algorithm for the TSP is adapted for the case of the 2VRP formulated above.

Let J be a subset of customers not containing i , so $J \subset U$, $i \notin J$. Denote as $VL[i, J]$ the minimum cost of an optimal 2-vehicle route among all routes which start from a visit of customer i from the corresponding left node, then visit all the customers in set J , and stop in depot d_R^2 . Similarly, define $VR[i, J]$ to be the cost of the optimal route that starts visiting customer i from the corresponding right node, and visits then the customers in J . The optimal cost of a 2-vehicle tour can be calculated as

$$V = \min_{i \in U \setminus \{0\}} \{c_{d_R^1, L(i)}^1 + VL[i, U \setminus \{i\}], c_{d_R^1, R(i)}^1 + VR[i, U \setminus \{i\}]\}. \quad (1)$$

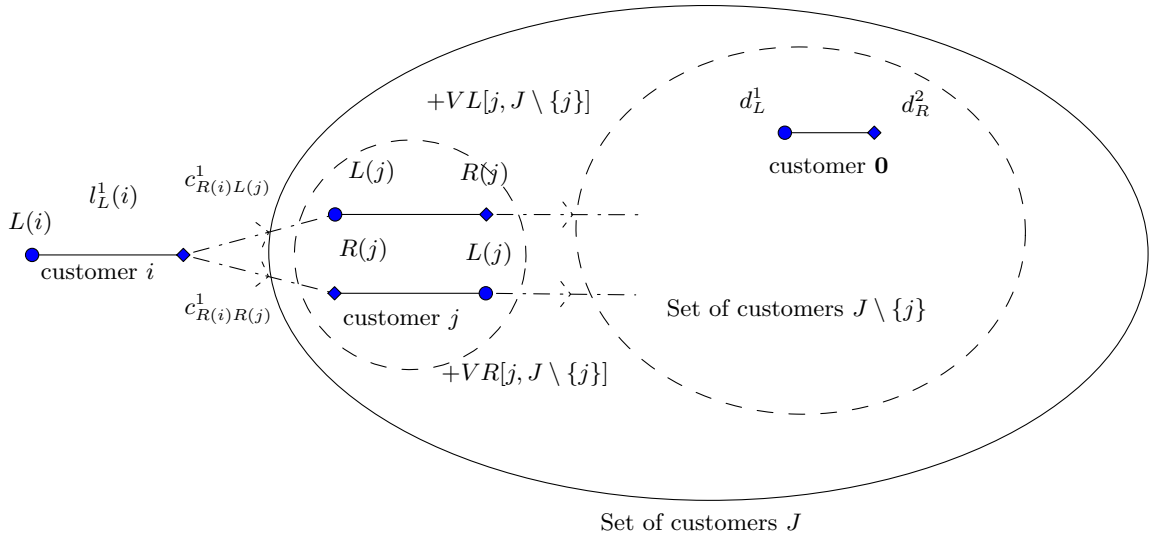


Fig. 1: Illustration of the calculation of length $VL[i, J]$, the shortest route from customer i through all customers in set J (the case of $0 \in J$.)

We assume here that the total demand from customers is bigger than the capacity of each of the vehicles, so in the formula above 0 cannot be the first customer. Values $VL[i, J]$ and $VR[i, J]$ for all customers i and subsets $J, J \subset \{0\} \cup \{1, 2, \dots, n\}$, are calculated as shown in the recursions below:

$$VL[i, J] = \begin{cases} \min_{j \in J} \left\{ \begin{array}{l} l_L^1(i) + c_{R(i), L(j)}^1 + VL[j, J \setminus \{j\}] \\ l_L^1(i) + c_{R(i), R(j)}^1 + VR[j, J \setminus \{j\}] \end{array} \right\} & \text{if } 0 \in J, \\ \min_{j \in J} \left\{ \begin{array}{l} l_L^2(i) + c_{R(i), L(j)}^2 + VL[j, J \setminus \{j\}] \\ l_L^2(i) + c_{R(i), R(j)}^2 + VR[j, J \setminus \{j\}] \end{array} \right\} & \text{if } 0 \notin J, w(\{i\} \cup J) \leq W_2 \\ \infty & \text{otherwise} \end{cases} \quad (2)$$

$$VR[i, J] = \begin{cases} \min_{j \in J} \left\{ \begin{array}{l} l_R^1(i) + c_{L(i), L(j)}^1 + VL[j, J \setminus \{j\}] \\ l_R^1(i) + c_{L(i), R(j)}^1 + VR[j, J \setminus \{j\}] \end{array} \right\} & \text{if } 0 \in J, \\ \min_{j \in J} \left\{ \begin{array}{l} l_R^2(i) + c_{L(i), L(j)}^2 + VL[j, J \setminus \{j\}] \\ l_R^2(i) + c_{L(i), R(j)}^2 + VR[j, J \setminus \{j\}] \end{array} \right\} & \text{if } 0 \notin J, w(\{i\} \cup J) \leq W_2 \\ \infty & \text{otherwise} \end{cases} \quad (3)$$

$$VR[0, J] = \begin{cases} \min_{j \in J} \left\{ \begin{array}{l} c_{R(0), L(j)}^2 + VL[j, J \setminus \{j\}] \\ c_{R(0), R(j)}^2 + VR[j, J \setminus \{j\}] \end{array} \right\} & \text{if } \begin{cases} w(U \setminus (\{i\} \cup J)) \leq W_1, \\ \text{and } w(\{i\} \cup J) \leq W_2 \end{cases} \\ \infty & \text{otherwise} \end{cases} \quad (4)$$

The boundary conditions are:

$$\begin{aligned} VL[i, \emptyset] &= l_R^2(i) + c_{L(i), L(0)}^2, \\ VR[i, \emptyset] &= l_L^2(i) + c_{R(i), L(0)}^2. \end{aligned} \quad (5)$$

Recursions (1)-(5) extend Held & Karp recursions to the case of 2VRP: since there are only two vehicles, the capacity constraints are easily verified without any extra dimensions or complicated calculations. Notice that we use notation $w(J)$ for the sum of demands of all items in set J . For instances with relatively small sizes, these days computers perform calculations (1)-(5) within seconds. However when the number of customers approaches 20, the computations on a standard laptop become more and more problematic. To make the dynamic programming approach practical, we suggest an aggregation strategy described in the next section.

2.3 Aggregation strategies and local search

As was mentioned above, the dynamic programming approach can be used for small size problems but may become impractical in real life applications. In this section we describe an approach for data aggregation and reducing the size of the initial problem.

We start with a feasible 2VRP solution with n customers. We “cut” this solution into a small number of sub-paths. One can think of various possible ways of cutting a 2-VRP solution into sub-paths. Each subpath is replaced then by a new customer. The way we describe the customers in the 2VRP in the previous section permits an easy replacement of any subpath by a new customer. A left node for the new customer is the first node in the subpath (i.e. either left or right node of the first customer); the right

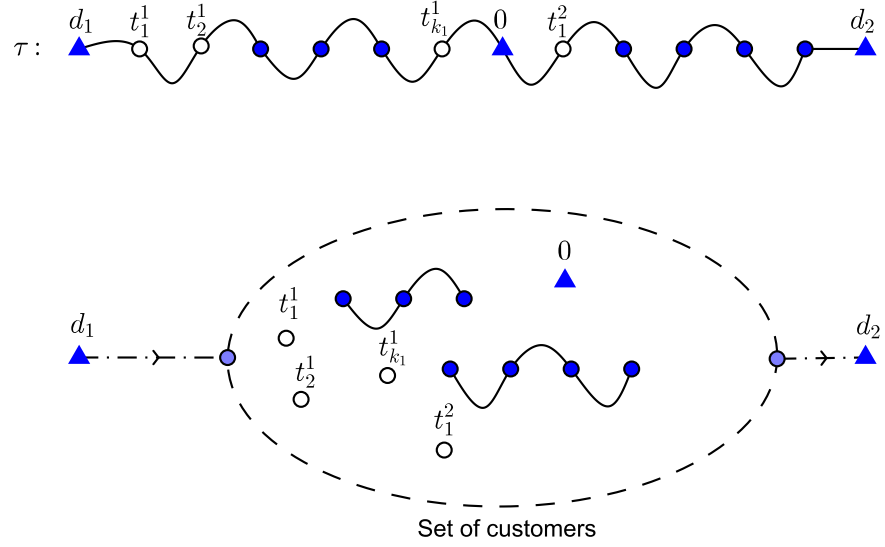


Fig. 2: Illustration of the “sliding subsets” heuristic: first step of disassembling; each subset contains 2 customers.

node of the new customer is the last node in the subpath; the demand of the new customer is the sum of the demands of customers in the sub-path; the left/right lengths are calculated as the corresponding lengths of the subpath.

Obviously, an exact solution obtained for a new small-size problem can be viewed only as an approximate solution for the initial 2-VRP. This approximate solution can be again “disassembled” into a small number of sub-paths, and the process of solving small size problems is repeated again, until all possible ways of disassembling and aggregating a solution have been enumerated and no further improvement was achieved.

We suggest the following straightforward approach, which we call the sliding sub-sets method. Assume that we have an initial solution to the 2VRP: $\tau = \langle d_1, t_1^1, t_2^1, \dots, t_{k_1}^1, 0, t_1^2, t_2^2, \dots, t_{k_2}^2, d_2 \rangle$. Here vehicle one’s route is $\tau = \langle d_1, t_1^1, t_2^1, \dots, t_{k_1}^1, 0 \rangle$ and vehicle two’s route is $\langle 0, t_1^2, t_2^2, \dots, t_{k_2}^2, d_2 \rangle$.

We disassemble this solution into a new set of customers for the new 2VRP according to the following procedure. First, define 0 as a customer in the new 2VRP and delete it from τ . Let s now be a small constant, a parameter of the algorithm. Choose two subsets of customers containing s items each so that the customers in each subset are picked from consecutive positions in τ . Subset S_1 will always contain at least one customer from vehicle 1’s route, and S_2 contains at least one customer from vehicle 2’s route. On the first disassembling step define the first subset as $S_1 = \{t_1^1, \dots, t_s^1\}$, and the second subset as $S_2 = \{t_{k_1-s+2}^1, \dots, t_{k_1}^1, t_1^2\}$. Notice that subset S_2 is chosen to ensure that at least one customer from vehicle 2’s route is included in the subset. Delete S_1 and S_2 from τ and add them to the set of customers in the new 2VRP. Consider d_2 as a new customer, delete it from τ . Sub-paths which are left in τ are considered as aggregated customers and added to the new 2VRP. On the first step these are: depot d_1 , sub-path $\langle t_{s+1}^1, \dots, t_{k_1-s+1}^1 \rangle$, and the sub-path $\langle t_2^2, \dots, t_{k_2}^2 \rangle$. So the new 2VRP contains $2s + 5$ customers (depots are counted here as customers).

Figure 2 illustrates the concept of sliding subsets. To simplify drawings the customers are depicted as points, however we treat them rather as segments, as described in the previous section. On the other

hand, the nodes in the tour are not connected by straight lines, as one would expect. Recall that in our model we view customers as “paths”, therefore curves are chosen to illustrate the connections.

If no better solution is found, we redefine subset S_2 by deleting, say, l first elements and adding l new elements (l is a parameter, to which we refer as the *step*). So subset S_2 slides along the tour. We repeat the process until we reach the end of the tour. Then we change (slide) set S_1 (with the step l) and redefine set S_2 to follow set S_1 similar to the first step settings described above.

If the solution of the 2VRP was improved, the process of disassembling is applied to the new solution. The process is stopped when all possible positions for subsets S_1 and S_2 are considered and no improvements found.

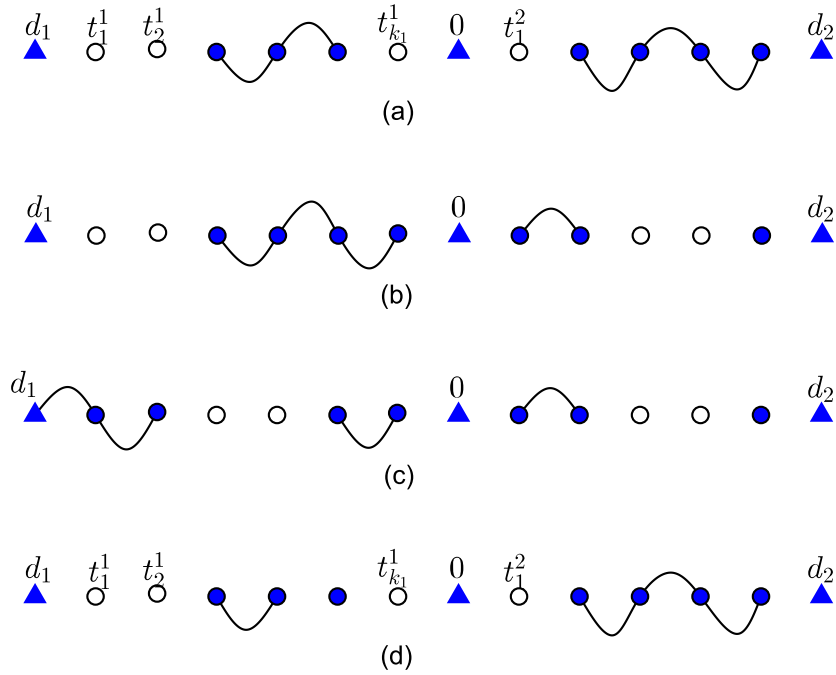


Fig. 3: Illustrations of disassembling: (a) first step: S_1 and S_2 are separated by one sub-path only; (b) an example when S_1 and S_2 are separated by two sub-paths and a depot; (c) depot and the first subpath are considered as one customer; (d) modified first step: a subpath between S_1 and S_2 (case (a)) is partitioned into a sub-path and a single customer to keep the size of the new 2VRP fixed.

Details of implementation. In the follow up computational experiments we used a modification of the approach described above. The parameters of the algorithm are the size of the subsets s and step l . To keep the size of the small 2VRP fixed and defined by only these two parameters, we implement the disassembling procedure as described below. We refer to Figure 3 in our explanations of various steps (and possibilities) for disassembling. Figure 3(a) illustrates the first step of the disassembling process as was described above (with parameter $s = 2$). Sets S_1 and S_2 are separated by one sub-path in this case. The size of the new small 2VRP is $2s + 5$.

In the illustrations we set step $l = 2$. Fig. 3(b) illustrates the outcome of disassembling the tour on the second step. Notice that depot 0 was already removed from the tour, therefore setting $l = 2$ yields

the position of S_2 as shown in the figure. There are two sub-paths between sets S_1 and S_2 , and the size of the new 2VRP problem is $2s + 6$.

Consider the step when S_1 and S_2 are chosen as shown in Fig. 3(c). If the first sub-path did not contain the depot, the size of the problem would have been $2s + 7$. On the implementation step, it was convenient to keep the size of the problem fixed at $2s + 6$. Therefore it was decided to “glue” the first sub-path with the depot and have it as the depot in the new problem as shown in the figure.

If subsets S_1 and S_2 are separated by a single path (for example, on the first step of disassembling), it was decided to consider the last node in the sub-path as a second sub-path: in this case the problem with $2s + 5$ customers becomes the problem with $2s + 6$ customers (compare Fig. 3(a) and Fig. 3(d)).

We will use notation $H(s, l)$ for a heuristic from the family of heuristics described above, where the size of the subsets is s : $|S_1| = |S_2| = s$, and the step for moving the subsets is l .

2.4 Varieties of the VRP covered by the framework.

Below we illustrate the advantages of the suggested dynamic programming approach by listing some types of the VRPs that can be tackled by the approach proposed.

- **Arc routing.** Our model made no difference between the classic capacitated VRP, where the customers are represented by one node in a road network, and the arc routing VRP, where the customers are the streets/arcs in the network (see [41,10]).
- **Heterogeneous fleet.** The dynamic programming recursions take into account individual characteristics of the vehicles, so both homogeneous and heterogeneous fleets (see [2] and recent survey [23]) can be managed.
- **Multi-depot and open VRPs.** Incorporation of the multi-depot feature into the model is straightforward. The reader is referred to recent papers [31,25] for the specifics of the multi-depot VRP. For the open VRP (see references in recent papers [28,29]), it is enough to introduce a dummy depot with zero distances to this depot from all customers.
- **Tight capacity constraint.** For some instances of the VRP, the main difficulties lie in packing all goods into a bounded number of vehicles. Since the dynamic programming approach enumerates all possible subsets, the “bin packing”/loading part of the VRP is resolved at the same time as the routing part. See arguments in [11] for the benefits of integrating loading and routing. It is easy to see that the framework can incorporate more complicated packing constraints, e.g. two-dimensional loading constraints [26], by solving the corresponding packing sub-problems on each step of calculations.
- **Fixed items in a vehicle.** In some VRPs it is important to allocate customers to particular vehicle visits in advance. We refer to these customers as *fixed items* in a vehicle. This feature can easily be added to the dynamic programming recursions. Fixed items can be useful, e.g. with multiple visits of customers (see Section 3.1 in this paper). Another example is the so-called site-dependent VRP [2] - some customers can be served only by a specific type of vehicles (so-called *docking* constraints [7]). An interesting case study with fixed customers was described in [15]. An Austrian red cross considered introducing two tiers for a blood delivery service. Urgent delivery (with a higher price) is delivery within one day, and standard delivery (at a lower price) is delivery on the second day. Hospital customers for the current day are known, while the next day’s customers are unknown and only the probabilities of requests can be evaluated. So, on each day a dispatcher knows undelivered requests from yesterday, requests which arrived today, and probable requests for tomorrow. The requests from yesterday are urgent and have to be delivered today - hence a fixed allocation of these customers to today’s route (it is assumed here that the delivery is done by one vehicle). A sample of (probable) requests for tomorrow should be fixed for tomorrow’s delivery. Today’s requests are flexible and can be allocated to either vehicle, however they will be charged different prices.

- **Penalties for wrong day deliveries.** In the previous paragraph we mentioned charges/costs for deliveries in different vehicles/days. Another example is given in [12], where penalties for wrong day deliveries were introduced. These can easily be incorporated into our model by changing left/right lengths of intervals (assuming that costs of travelling and penalties are measured in the same monetary units).
- **Cumulative VRPs.** In the *cumulative* VRP the objective is to minimise the sum of arrival times to all customers; this problem is also known as the *latency* problem (see references in recent papers [8,30,34]). It is easy to see that the dynamic programming approach can be adapted for this type of objective function.
- **Weight or time dependent travel costs.** There are some practical situations when the travel costs depend on the load of the vehicle (see [42,43] and references there) or on the time when the vehicle travels ([17,37]). It can easily be seen that the dynamic programming recursions above allow this type of calculation to be incorporated into the recursions.

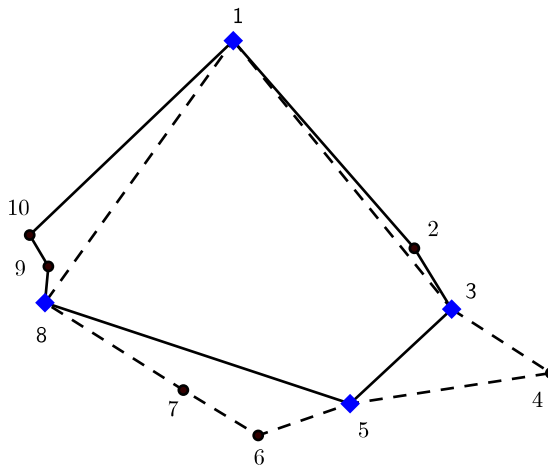


Fig. 4: Illustration of the definition of the balanced 2TSP; customers 1, 3, 5, and 8 are visited in two periods.

3 An application of the framework

In this section we provide evidence of computational efficiency of the proposed framework. As a test problem we have chosen a 2-period balanced travelling salesman problem and a set of the benchmark test problems from Bassetto & Mason [3]. In their algorithms, Bassetto & Mason used powerful exact techniques and even used a visualisation and human interventions for improving solutions. We believe that we have chosen a strong competitor to test the potential of the suggested framework.

3.1 A 2-period travelling salesman problem

Given m customers to be visited in each of the two periods and n customers to be visited once in either of the periods, and the distance matrix between the customers, the 2-period travelling salesman problem (2TSP) asks for tours for the two periods with the minimal total distance travelled.

Butler, Williams, and Yarrow [4] considered a practical application of the 2TSP in milk collection in Ireland. They applied what they called a “man-machine method”, combining an integer programming technique with a human being intervention for identifying violated constraints.

The 2TSP can be modelled as a special case of the 2VRP as follows. For each of the customers to be visited twice, an identical copy of the customer is created. The identical customers are allocated then to the different vehicles. This allocation to the vehicles is fixed. The 2VRP now has $n + 2 \times m$ customers: each vehicle has to serve m fixed customers, n customers to be served by only one of the two vehicles.

In the *balanced* 2TSP (2VRP) an additional constraint demands that the number of customers visited in each period (each vehicle) differs by no more than 1. Bassetto and Mason [3] considered a balanced 2TSP in the Euclidean plane. In this variant of the problem the customers’ locations are points in the Euclidean plane, and the costs of travelling between the customers are standard Euclidean distances. Figure 4 illustrates a solution to the Euclidean balanced 2TSP with 10 customers. Four out of ten customers in the example are visited in 2 periods (the depot is considered as a customer here).

A short summary of the approaches used in [3] is as follows. First a TSP tour on the set of all customers, called a general tour (GT), is constructed. The GT is used to obtain a partition of customers into two subsets visited in two periods. The initial partition is improved by applying decision rules motivated by geometry (e.g. removal of crossing edges). For each period an optimal TSP tour is constructed by applying an exact TSP algorithm (see [1], Chapter 16, and [9]). Three algorithms A1, A2, and A3 are suggested and tested on the benchmark instances. Since the test instances are defined by the Euclidean coordinates, a visualisation of solutions is an option. The authors used the visualisation and human intervention to improve some of the solutions. Columns labelled as “PC” in the tables in the Appendix refer to the best solutions found by algorithms A1 and A3 from [3]. Columns “PC+Manual” refer to the best solutions obtained after manual improvements (the exceptions are the results for instances I_5 , I_6 , and I_{10} the best solution for which were found by algorithm A2).

3.2 Computational experiments

The set of benchmark instances from [3] contains 60 randomly generated instances with 48 customers. The set of these instances is divided into three subsets with a different number of customers to be visited in the two periods (8, 12, and 24 customers). We used the same set of instances in our computational experiments. However, we used only distance matrices, without using in our algorithms any knowledge on the sets of coordinates in the instances.

We used the framework discussed in the previous sections in the following algorithmic setting:

```

Algorithm for the 2VRP {
  repeat  $n(= 48)$  times:
    Generate a random allocation of  $n$  customers into two TSP tours;
    Insert into each tour the missing fixed customers to be visited by the two vehicles;
    Apply a tour improvement TSP heuristic of Carlier & Villon [6] to improve the tours;
  repeat
    Apply dynamic programming heuristic  $H(s, l)$  for improving the partition into the tours;
    Apply a tour improvement TSP heuristic of Carlier & Villon [6] to improve the tours;
  while (improvement found);
}
```

In our computational experiments we used three heuristics: $H(3, 1)$, $H(5, 2)$, and $H(6, 3)$. So the dynamic programming recursions were used for sub-problems with no more than 18 customers. We found that the results are much better if a multi-start strategy is used, therefore we repeated our search starting with randomly generated initial solutions. The number of repetitions in our experiments was chosen as $n = 48$, however for some of the instances we tried $2n$ repetitions to improve the solutions (see

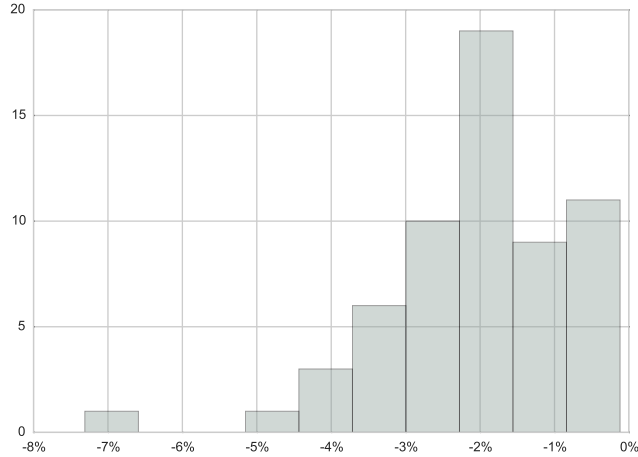


Fig. 5: Histogram for the distribution of improvements achieved with $H(6, 3)$ on all 60 instances.

comments in the appendix). Surprisingly random partitions into tours in our experiments yield better solutions than partitions obtained from a “good” (general) TSP solution for all customers. We did not use an exact algorithm for finding TSP solutions. We used Carlier & Villon’s [6] TSP heuristic which is an $O(n^3)$ heuristic that finds an optimal TSP tour in an exponential neighbourhood of tours. (The use of this particular heuristic is rather a matter of author’s preferences. Notice that the neighbourhood searched by this heuristic contains at least 75% of tours that can be obtained from a tour by applying the well-known $3opt$ heuristic, as proved in Theorem 5 in [14]. For the experiments we used a desktop computer with Intel i7-3770 3.40 GHz CPU, 16 GB of RAM, and GNU C++ compiler. The length of the solutions found are represented in the tables in the Appendix. In this section we provide a summary of the results obtained.

Figure 5 shows the improvement (measured in percent of achieved cost) that our technique yields using heuristic $H(6, 3)$ for the dynamic programming search. Our results here are compared to the best solution found by algorithms A1 and A3 in [3]. It can be seen that all solutions have been improved, with the majority of improvements being 2% or better. By varying the size of the neighbourhoods searched in the dynamic programming heuristic, one can influence the computation time (and the accuracy). Tables 1-3 below summarise the outcomes of computational experiments for each of the settings used and for each type of instance. We compared our computational results with both the computer results (labelled as “PC”) and the results improved by manual intervention (labelled as “PC+Manual”) from [3].

	$H(3, 1)$, $t_{mean} = 27$ sec		$H(5, 2)$, $t_{mean} = 172$ sec		$H(6, 3)$, $t_{mean} = 415$ sec	
Settings in [3]	PC	PC+manual	PC	PC+manual	PC	PC+manual
Mean %	-2.22%	-0.51%	-2.54%	-0.83%	-2.63%	-0.93%
Best %	-7.19%	-1.75%	-6.92%	-2.65%	-7.31%	-2.77%
Worst %	+0.46%	+0.86%	+0.28%	+0.93%	-0.12%	-0.00%
Improved #	19/20	13/20	19/20	17/20	20/20	20/20

Table 1: Summary of results for instances with 8 (out of 48) nodes visited in two periods.

	$H(3, 1)$, $t_{mean} = 23$ sec		$H(5, 2)$, $t_{mean} = 172$ sec		$H(6, 3)$, $t_{mean} = 415$ sec	
Settings in [3]	PC	PC+manual	PC	PC+manual	PC	PC+manual
Mean %	-1.76%	-0.63%	-2.14%	-1.02%	-2.17%	-1.04%
Best %	-3.81%	-2.46%	-3.93%	-2.59%	-3.93%	-2.59%
Worst %	+0.30%	+2.09%	-0.53%	+0.42%	-0.53%	+0.46%
Improved #	19/20	17/20	20/20	18/20	20/20	19/20

Table 2: Summary of results for instances with 16 (out of 48) nodes visited in two periods.

	$H(3, 1)$, $t_{mean} = 17$ sec		$H(5, 2)$, $t_{mean} = 131$ sec		$H(6, 3)$, $t_{mean} = 299$ sec	
Settings in [3]	PC	PC+manual	PC	PC+manual	PC	PC+manual
Mean %	-1.20%	-0.58%	-1.25%	-0.64%	-1.36%	-0.75%
Best %	-4.44%	-1.50%	-3.85%	-1.52%	-4.44%	-2.17%
Worst %	-0.00%	+0.24%	-0.17%	+0.24%	-0.17%	+0.16%
Improved #	20/20	19/20	20/20	19/20	20/20	18/20

Table 3: Summary of results for instances with 24 (out of 48) nodes visited in two periods.

4 Summary

In this paper we have presented a framework for small but rich VRPs. The framework can be used for a variety of VRP settings. The computational scheme which implements the framework permits an easy scaling, hence varying computational time and the accuracy of the solutions found. Computational experiments for the balanced 2-period TSP have shown an impressive performance from the framework. Our next step would be performing extensive computational experiments to test the potential of the framework for other VRP settings.

Acknowledgements

Vladimir Deineko acknowledges support by the Center for Discrete Mathematics and Its Applications, University of Warwick. The author also thanks Tatiana Bassetto and Francesco Mason for providing the benchmark problems, Douglas Miranda and Alex Taylor for useful comments on an early version of the paper.

A Appendix

Results for instances with 8 out of 48 nodes visited in two periods

Instance	Solutions from [3]		$H(3, 1)$		$H(5, 2)$		$H(6, 3)$	
	PC	PC+manual	time (sec)	length	time (sec)	length	time (sec)	length
I_{21}	25217	24937	26	24517	185	24493	395	24517
I_{22}	26996	26549	19	26413	141	26347	352	26347
I_{23}	26476	26192	23	26222	168	26131	412	26050
I_{24}	26802	26038	30	26091	169	26057	369	26002
I_{25}	27728	27408	23	27053	150	26914	391	26914
I_{26}	24348	24268	29	23894	186	23837	463	23837
I_{27}	27335	26857	26	26435	181	26417	422	26417
I_{28}	24679	24232	26	24006	162	23985	408	24143
I_{29}	26890	26466	28	26466	180	26466	405	26466
I_{30}	24978	24200	32	24407	212	23915	549	23915
I_{31}	26266	26130	23	26130	147	26130	369	26130
I_{32}	26360	26054	32	26067	196	26296	429	26032
I_{33}	26418	26418	28	26540	174	26493	419	26387
I_{34}	28733	27074	28	26666	166	26744	380	26633
I_{35}	25043	24587	27	24587	172	24526	434	24517
I_{36}	27103	26790	26	26321	179	26079	409	26079
I_{37}	25662	25123	24	25072	153	25072	432	25101
I_{38}	26459	25709	26	25816	161	25588	372	25588
I_{39}	27209	26994	27	26553	186	26314	474	26247
I_{40}	25416	24964	28	25081	170	24850	419	24824

Results for instances with 16 out of 48 nodes visited in two periods

Instance	Solutions from [3]		$H(3, 1)$		$H(5, 2)$		$H(6, 3)$	
	PC	PC+manual	time (sec)	length	time (sec)	length	time (sec)	length
I_1	33804	32556	25	32566	154	32566	392	32556
I_2	30929	30929	23	30716	150	30716	379	30716
I_3	30596	30382	24	30280	157	29967	385	29954
I_4	28563	28441	23	28274	139	28260	337	28223
I_5	27323	27206	29	27177	184	27177	452	27177
I_6	33065	32396	22	31971	152	31890	346	31890
I_7	32854	31861	24	31615	153	31606	370	31637
I_8	30850	30571	22	30215	120	30266	328	30266
I_9	34709	34024	19	33951	124	33911	331	33911
I_{10}	31451	30867	25	30844	154	30660	368	30660
I_{61}	27158	26934	22	26799	146	26644	348	26644
I_{62}	27774	27619	24	27325	168	27248	360	27248
I_{63}	25308	24960	21	24345	142	24313	324	24313
I_{64}	27875	27285*	19	27856	138	27399	377	27410
I_{65}	27060	26888	20	27141	140	26872	373	26806
I_{66}	27677	27624	26	27135	169	27188	429	27131
I_{67}	30268	30203	21	29928	156	29841	340	29841
I_{68}	28033	27923	24	27478	163	27425	393	27447
I_{69}	27958	27638	22	27621	154	27143	383	27143
I_{70}	28483	28427	22	27865	157	27799	350	27790

Solution for instance I_{64} was improved to 27236 by $H(5, 2)$ with 2×48 random starts (in 280 seconds).

Results for instances with 24 out of 48 nodes visited in two periods

Instance	Solutions from [3]		$H(3, 1)$		$H(5, 2)$		$H(6, 3)$	
	PC	PC+manual	time (sec)	length	time (sec)	length	time (sec)	length
I_{41}	30253	30147	16	30100	117	30064	258	30064
I_{42}	33008	32020	17	31544	124	31738	284	31544
I_{43}	31500	31500	18	31200	140	31166	311	31194
I_{44}	30313	30170	21	29812	156	29757	335	29757
I_{45}	27986	27857	17	27780	128	27780	310	27780
I_{46}	30073	30013	20	30013	148	30013	328	30013
I_{47}	32106	32106	17	31704	133	31735	299	31728
I_{48}	31004	30942	19	30478	149	30471	337	30471
I_{49}	33663	33185	17	33173	130	33173	312	33197
I_{50}	31266	31266	16	31266	117	31213	259	31213
I_{51}	33722	33627	19	33358	146	33344	322	33358
I_{52}	32353	32280	15	32251	113	32251	274	32200
I_{53}	33287	33200	17	32943	118	32871	268	32726
I_{54}	31973	31600	18	31368	149	31373	345	31368
I_{55}	33837	33507*	16	33587	115	33587	292	33560
I_{56}	29696	29476	16	29176	115	29156	266	28835
I_{57}	31954	31640	18	31427	133	31427	299	31427
I_{58}	30705	30246	18	30165	140	30178	345	30165
I_{59}	31549	31549	19	31471	137	31223	296	31223
I_{60}	32384	32317	15	32193	115	32137	244	32140

The best known value for instance I_{55} , which is 33507, can be achieved within 620 seconds by our algorithm as well, if we set parameters as $s = 6$ and $l = 2$.

References

1. D. L. APPLGATE, R. E. BIXBY, V. CHVATAL, W. J. COOK, 2006. The traveling salesman problem. A computational study. Princeton University Press.
2. R. Baldacci, M. Battara, and D. Vigo, 2008. Routing a heterogeneous fleet of vehicles, in [19], 3–27.
3. T. BASSETTO, F. MASON, 2011. Heuristic algorithms for the 2-period balanced travelling salesman problem in euclidean graphs. *European Journal of Operational Research*, 208(3): 253–262.
4. M. BUTLER, H.P. WILLIAMS, 1997. The two-period travelling salesman problem applied to milk collection in Ireland, *Computational Optimization and Applications* 7, 291–306.
5. J. CACERES-CRUZ, P. ARIAS, D. GUIMARANS, D. RIERA, AND A. A. JUAN, 2014. Rich vehicle routing problem: Survey. *ACM Computing Surveys*, 47, 2, Article 32.
6. J. CARLIER, P. VILLON, 1990. A new heuristic for the travelling salesman problem, *RAIRO – Operations Research* 24, 245–253.
7. V. N. COELHO, A. GRASAS, H. RAMALHINHO, I. M. COELHO, M. J. F. SOUZA, R. C. CRUZ, 2016. An ILS-based algorithm to solve a large-scale real heterogeneous fleet VRP with multi-trip and docking constraints, *European Journal of Operational Research*, 250, 367–376.
8. S. COENE, F. C. R. SPIEKMA, G. J. WOEGERING, 2011. Charlemagne’s challenge: the periodic latency problem, *Operations Research*, 59 (3), 674–683.
9. CONCORDE TSP SOLVER. <http://www.tsp.gatech.edu/concorde>.
10. A. CORBERAN, C. PRINS, 2010. Recent results on arc routing problems: An annotated bibliography, *Networks*, 56(1), 50–69.

11. J-F. CÔTÉ, G. GUASTAROBA, M. G. SPERANZA, 2015. The value of integrating loading and routing, Working paper, CIRRELT-2015-31.
12. Y. CRAMA, M. REZAEI, T. VAN WOENSEL, 2015. A branch-and-price algorithm for 2-period vehicle routing problems, Working paper, University of Liege, ORBi, <http://hdl.handle.net/2268/175663>.
13. J. DESROSIERS, Y. DUMAS, F. SOUMIS, 1986. A dynamic programming solution of the large-scale single-vehicle dial-a-ride problem with time windows, *American Journal of Mathematical and Management Sciences*, 6, 301–325.
14. V. G. DEINEKO, G. J. WOEINGENGER, 2000. A study of exponential neighborhoods for the travelling salesman problem and for the quadratic assignment problem. *Math. Program.*, 87, 519–542.
15. K.F. DOERNER, W. J. GUTJAHR, R. F. HARTL, AND G. LULLI, 2008. Stochastic Local Search Procedures for the Probabilistic Two-Day Vehicle Routing Problem. *A. Fink and F. Rothlauf (Eds.): Advances in Computational Intelligence, SCI 144*, 153168.
16. M. DREXL, 2012. Rich vehicle routing in theory and practice, *Logist. Res.*, 5, 47–63.
17. J. F. EHMKE, A. M. CAMPBELL, B. W. THOMAS, 2016. Vehicle routing to minimize time-dependent emission in urban areas, *European Journal of Operational Research*, 251, 478–494.
18. J. GROMICHO, J. J. VAN HOORN, A. L. KOK, J. M. J. SHUTTEN, 2012. Restricted dynamic programming: A flexible framework for solving realistic VRPs. *Computers & Operations Research*, 39, 902–909.
19. B. Golden, S. Raghavan, E. Wasil (eds), 2008. The vehicle routing problem. Latest Advances and New Challenges, Springer Science + Business Media, LLC.
20. M. HELD, R.M. KARP, 1962. A dynamic programming approach to sequencing problems. *SIAM Journal of Applied Mathematics*, 10, 196–210.
21. S. IRNICH, 2008. A unified modeling and solution framework for vehicle routing and local search-based metaheuristics. *SIAM Journal on Computing*, 20, 2, 270–287.
22. H. KELLERER, U. PFERCHY, D. PISINGER, 2004. Knapsack problems, Springer Verlag, Berlin.
23. Ç. KOÇ, T. BEKTAŞ, O. JABALI, G. LAPORTE, 2016. Thirty years of heterogeneous vehicle routing, *European Journal of Operational Research*, 249, 1–21.
24. A. L. KOK, C. M. MEYER, H. KOPFER, J. M. J. SHUTTEN, 2010. A dynamic programming heuristic for the vehicle routing problem with time windows and European community social legislation, *Transportation Science*, 44.4, 442–454.
25. D. KRUSHINSKY, T. VAN WOENSEL, 2015. An approach to the asymmetric multi-depot capacitated arc routing problem, *European Journal of Operational Research*, 244, 100–109.
26. R. LAHYANI, M. KHEMAKHEM, F. SEMET, 2015. Rich vehicle routing problems: From a taxonomy to a definition, *European Journal of Operational Research*, 241, 1–14.
27. S. C. H. LEUNG, Z. ZHANG, D. ZHANG, X. HUA, M. K. LIM, 2013. A meta-heuristic algorithm for heterogeneous fleet vehicle routing problems with two-dimensional loading constraints, *European Journal of Operational Research*, 225, 199–210.
28. R. LIU, Z. JIANG, 2012. The close-open mixed vehicle routing problem, *European Journal of Operational Research*, 220, 349–360.
29. A. D. LÓPEZ-SÁNCHEZ, A. G. HERNÁNDEZ-DÍAZ, D. VIGO, R. CABALLERO, J. MOLINA, 2014. A multi-start algorithm for a balanced real-world open vehicle routing problem, *European Journal of Operational Research*, 238, 104–113.
30. J. LYSGAARD, S. WØHLK, 2014. A branch-and-cut-and-price algorithm for the cumulative capacitated vehicle routing problem, *European Journal of Operational Research*, 236, 800–810.
31. J. R. MONTOYA-TORRES, J. L. FRANCO, S. N. ISAZA, H. F. JIMÉNEZ, H. HERAZO-PADILLA, 2015. A literature review on the vehicle routing problem with multiple depots, *Computers & Industrial Engineering*, 79, 115–129.
32. H. N. PSARAFTIS, 1980. An exact algorithm for the single-vehicle, many-to-many, immediate request dial-a-ride problem, *Transportation Science*, 14, 130–154.
33. H. N. PSARAFTIS, 1983. A dynamic programming solution to the single-vehicle, many-to-many dial-a-ride problem with time windows, *Transportation Science*, 17, 351–357.
34. J. C. RIVERA, H. M. AFSAR, C. PRINS, 2016. Mathematical formulations and exact algorithm for the multitrip cumulative capacitated single-vehicle routing problem, *European Journal of Operational Research*, 249, 893–104.

35. K. SOONPRACHA, A. MUNGWATTANA, G. K. JANSSENS, T. MANISRI , 2014. Heterogeneous VRP review and conceptual framework, *Proceedings of the International Multiconference of Engineers and Computer Scientists, IMECS 2014*, Vol II, Hong Kong.
36. A. SUBRAMANYAM, C. E. GOUNARIS, 2016. A branch-and-cut framework for the consistent traveling salesman problem, *European Journal of Operational Research*, 248, 384–395.
37. D. TAŞ, M. GENDREAU, O. JABALI, G. LAPORTE, 2016. The traveling salesman problem with time-dependent service times, *European Journal of Operational Research*, 248, 372–383.
38. T. VIDAL, T. G. CRAINIC, M. GENDREAU, C. PRINS, 2013. Heuristics for multi-attribute vehicle routing problems: A survey and synthesis, *European Journal of Operational Research*, 231, 1–21.
39. T. VIDAL, T. G. CRAINIC, M. GENDREAU, C. PRINS, 2014. Implicit depot assignments and rotations in vehicle routing heuristics, *European Journal of Operational Research*, 237, 15–28.
40. T. VIDAL, T. G. CRAINIC, M. GENDREAU, C. PRINS, 2014. A unified solution framework for multi-attribute vehicle routing problems, *European Journal of Operational Research*, 234, 658–673.
41. S. WØHLK, 2008. A decade of capacitated arc routing, in [19], 29–48.
42. E. E. ZACHARIADIS, C. D. TARANTILIS, C. T. KIRANOUDIS, 2015. The load-dependent vehicle routing problem and its pick-up and delivery extension, *Transportation Research Part B*, 71, 158–181.
43. Z. ZHANG, H. QIN, W. ZHU, A. LIM, 2012. The single vehicle routing problem with toll-by-weight scheme: A branch-and-bound approach, *European Journal of Operational Research*, 220, 295–304.