

On colouring point visibility graphs

Ajit Arvind Diwan * Bodhayan Roy †‡

September 15, 2018

Abstract

In this paper we show that it can be decided in polynomial time whether or not the visibility graph of a given point set is 4-colourable, and such a 4-colouring, if it exists, can also be constructed in polynomial time. We show that the problem of deciding whether the visibility graph of a point set is 5-colourable, is NP-complete. We give an example of a point visibility graph that has chromatic number 6 while its clique number is only 4.

1 Introduction

The visibility graph is a fundamental structure studied in the field of computational geometry and geometric graph theory [4, 8]. Some of the early applications of visibility graphs included computing Euclidean shortest paths in the presence of obstacles [12] and decomposing two-dimensional shapes into clusters [17]. Here, we consider problems concerning the colouring of visibility graphs.

Let P be a set of points $\{p_1, p_2, \dots, p_n\}$ in the plane. Two points p_i and p_j of P are said to be *mutually visible* if there is no third point p_k on the line segment joining p_i and p_j . Otherwise, p_i and p_j are said to be *mutually invisible*. The *point visibility graph* (denoted as PVG) $G(V, E)$ of P is defined as follows. The set V of vertices contains a vertex v_i for every point p_i in P . The set E contains an undirected edge $v_i v_j$ if and only if the corresponding points p_i and p_j are mutually visible [9]. Point visibility graphs have been studied in the contexts of construction [2, 6], recognition [1, 9, 10, 16], partitioning [5], connectivity [14], chromatic number and clique number [3, 11, 15].

A graph is said to be *k-colourable* if each vertex of the graph can be assigned a colour, so that no two adjacent vertices are assigned the same colour, and the total number of distinct colours assigned to the vertices is at most k . Kára et al characterized PVGs that are 2-colourable and 3-colourable [11]. It was not known whether the chromatic number of a PVG can be found in polynomial time. In Section 3 we show that the problem of deciding whether a PVG is *k-colourable*, for $k \geq 5$, is NP-complete.

Kára et al also asked whether there is a function f such that for every point visibility graph G , $\chi(G) \leq f(\omega(G))$ [11]? They presented a family of PVGs that have their chromatic number lower bounded by an exponential function of their clique number. Their question was answered by Pfender, showing that for a PVG with $\omega(G) = 6$, $\chi(G)$ can be arbitrarily large [15]. However, it is not known whether the chromatic number of a PVG is bounded, if its clique number is only 4 or 5. In another related paper, Cibulka et al showed that PVGs of point sets S such that there is no convex pentagon with vertices in S and no other point of S lying in the pentagon, might have arbitrarily large clique numbers [3]. In this direction, Kára et al showed that there is a PVG G with $\omega(G) = 4$ and $\chi(G) = 5$ [11]. In Section 4.1 we construct a PVG G' with $\omega(G') = 4$ and $\chi(G') = 6$.

2 Four-colouring

In this section, we provide a polynomial-time algorithm to decide if the PVG of a given point set is 4-colourable, and construct a 4-colouring if it exists. Consider a finite set P of n points in the Euclidean plane. We start with a brief overview of our algorithm:

*Department of Computer Science and Engineering, Indian Institute of Technology Bombay, aad@cse.iitb.ac.in

†Faculty of Informatics, Masaryk University, Brno, Czech Republic, b.roy@fi.muni.cz

‡Most of the work was done when the author was affiliated to the Department of Computer Science and Engineering, Indian Institute of Technology Bombay.

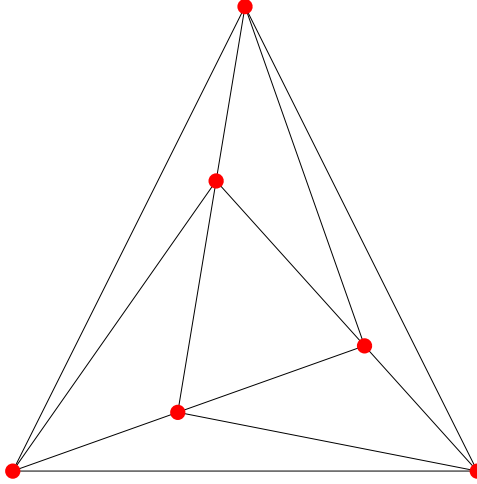


Figure 1: (a)

- (i) Check if P is 3-colourable. If P is 3-colourable then construct the 3-colouring and terminate.
- (ii) Find a convex hull vertex of P that forms a K_4 with three other vertices. Delete this convex hull vertex from P . Repeat this step until there is no such convex hull vertex.
- (iii) There are at most eight possible colourings of the reduced P . Check if any of these colourings is valid. If none of them are valid then output “NO” and terminate.
- (iv) Consider each of the valid colourings and progressively add the deleted points to P , in the reversed order of their deletion. With each addition, colour the added point and check if the colouring is valid. If it is not valid then output “NO” and terminate.

In the next section we provide a proof of correctness and analysis of our algorithm.

2.1 Correctness of the algorithm

The algorithm begins with checking for 3-colourability. This can be done in polynomial time due to Kára et al [11]. We present the following lemma and theorem from Kára et al verbatim without proof. Note that in Lemma 1, $V(P)$ being planar actually means that $V(P)$ drawn on P is plane.

Lemma 1. (Kára et al [11]) *Let P be a point set. Then $V(P)$ is planar if and only if at least one of the following conditions hold:*

- (a) *all the points in P are collinear,*
- (b) *all the points in P , except for one, are collinear,*
- (c) *all the points in P are collinear, except for two non-visible points,*
- (d) *all the points in P are collinear, except for two points $v, w \in P$, such that the line-segment vw does not intersect the line-segment that contains $P \setminus \{v, w\}$,*
- (e) *$V(P)$ is the drawing of the octahedron shown in Figure 1.*

Theorem 1. (Kára et al [11]) *Let P be a finite point set. Then the following are equivalent:*

- (i) $\chi(V(P)) \leq 3$,
- (ii) P satisfies conditions (a), (b), (c) or (e) in Lemma 1,
- (iii) $V(P)$ has no K_4 subgraph.

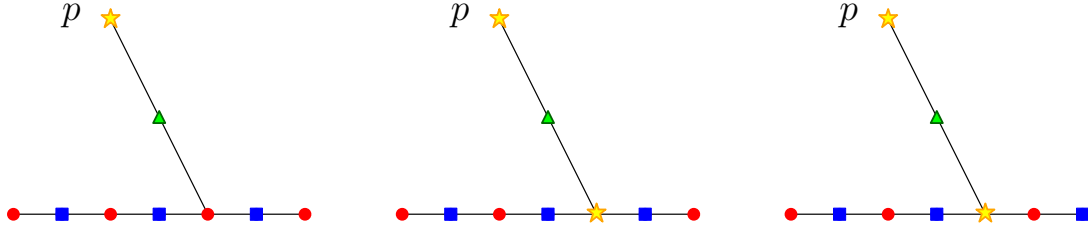


Figure 2: Three 4-colourings of point p added to reduced set of type (b) in Lemma 1.

If the algorithm finds P to be 3-colourable, then it produces a 3-colouring and terminates. Suppose that the algorithm finds that P is not 3-colourable. Then the algorithm proceeds to the next step. It deletes any convex hull vertex that sees three mutually visible points in the rest of P . It continues this process till no such convex hull vertex is left. We call the resultant point set the *reduced set* P_r . The set P_r can be obtained from P in $O(n^4)$ time. We have the following lemma.

Lemma 2. P is 4-colourable only if P_r is 4-colourable, and given a 4-colouring of P_r , it can be found in polynomial time if it is a 4-colouring of P restricted to P_r .

Proof. The contrapositive of the first part is easy to see, since the PVG of P_r is an induced subgraph of the PVG of P .

Consider the deleted points of P in the reverse order of their deletion. Since each deleted point sees a K_3 in the remaining points of P , its colour must be uniquely determined by the remaining points of P . Given a 4-colouring of P_r , we can add the deleted points in the reverse order of their deletion, colour them and check if the colouring is valid. It takes $O(n^3)$ time for each point to locate its corresponding K_3 , and $O(n^2)$ time to check if the colouring is valid. So, the total procedure takes $O(n^4)$ time. \square

Now the algorithm checks if P_r is 4-colourable. First it checks if P_r is 3-colourable. According to the characterization in Theorem 1, this can be achieved in polynomial time. Furthermore, we have the following lemmas.

Lemma 3. A reduced set must contain a K_3 .

Proof. A reduced set is obtained only after progressively deleting all convex hull vertices which see a K_3 . So, after the final deletion step, the K_3 which the deleted point saw must remain. \square

Lemma 4. If a reduced set is 3-colourable, then it requires three colours, and has a unique 3-colouring.

Proof. By Theorem 1, any 3-colourable PVG must be of the forms (a), (b), (c) or (e) of Lemma 1. Among these, the PVGs of the forms (b), (c) or (e), require 3-colours and have unique 3-colourings. A reduced set can never be of the form (a), i.e. all collinear points, because by Lemma 3 every reduced set must contain a K_3 . \square

Lemma 5. A reduced 3-colourable set is no more 3-colourable if its last deleted point is added to it. It then requires four colours and can have no more than a constant number of 4-colourings.

Proof. Suppose that the last deleted point p is added back to the reduced set. Due to Lemma 4 the reduced set can only be of three types. If the reduced set is of type (b) in Lemma 1, then the three colourings in Figure 2 are the only possibilities. If the reduced set is of type (c) in Lemma 1, then the four colourings in Figure 3 are the only possibilities. If the reduced set is of type (e) in Lemma 1, then it has only a constant number of points and hence a constant number of 4-colourings. \square

If the algorithm finds P_r to be 3-colourable, then it adds the last deleted point to P_r , and due to Lemma 5 constructs a constant number of 4-colourings in polynomial time. For each 4-colouring of P_r , the algorithm then reintroduces the deleted points of P progressively in the reversed order of their deletion, and by Lemma 2, constructs a 4-colouring of P if it exists, in $O(n^3)$ time. Suppose that the algorithm

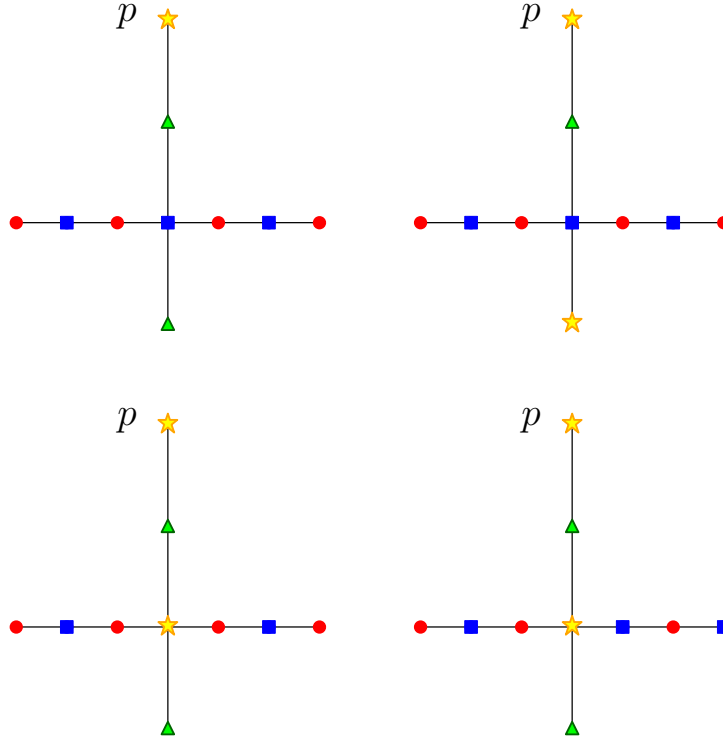


Figure 3: Four colourings of point p added to reduced set of type (c) in Lemma 1.

finds that P_r is not 3-colourable. Then it checks whether P_r is 4-colourable. Now, we describe the structure of reduced sets that are 4-colourable but not 3-colourable.

Let p_x be a vertex of the convex hull of P_r . All the other points of P_r lie on rays emanating from p_x . Here we consider only *open rays* emanating from p_x , i.e. rays that do not contain their initial point p_x . Let r_1, r_2, \dots, r_k be the rays emanating from p_x in the clockwise order, with the rays r_1 and r_k respectively being tangents from p_x to the convex hull of $P \setminus \{p_x\}$. Let q_i be the closest point on r_i to p_x . We call the path (q_1, q_2, \dots, q_k) the *frontier* of p_x . The points q_1, q_2, \dots, q_k are called the *frontier points* of p_x . The points q_2, q_3, \dots, q_{k-1} are called the *internal frontier points* of p_x . A continuous subpath (q_i, q_{i+1}, q_{i+2}) of the frontier is said to be a *convex triple* (or, *concave*) when q_{i+2} lies to the right (respectively, left) of the ray $\overrightarrow{q_i q_{i+1}}$. If the continuous subpath is a straight line-segment then it is said to be a *straight triple*. The frontier might have concave, straight and convex triples. We have the following lemmas.

Lemma 6. *The following holds for each convex hull vertex of P_r :*

- (a) *There is no concave triple in its frontier.*
- (b) *If there is a convex triple in its frontier then the ray containing the convex vertex has at least two points.*

Proof. If three consecutive points of its frontier are concave with respect to p_x , then they together form a K_4 . If three consecutive points of its frontier are convex, then they do not form a K_3 if and only if there is a blocker on the ray containing the convex vertex that prevents the first points of its two neighbouring rays from seeing each other. \square

Lemma 7. *If a reduced set is not 3-colourable then each of its convex hull vertices has an internal frontier point.*

Proof. Suppose that a convex hull vertex p_x of the reduced set P_r does not have an internal frontier point. Then the rest of the points of P_r must be lying on only two rays emanating from p_x . Denote these two rays as r_1 and r_2 and the points of P_r on them farthest from p_x as p_1 and p_2 respectively. If both r_1 and r_2 each have two or more points excluding p_x , then p_1, p_2 and the two points preceding

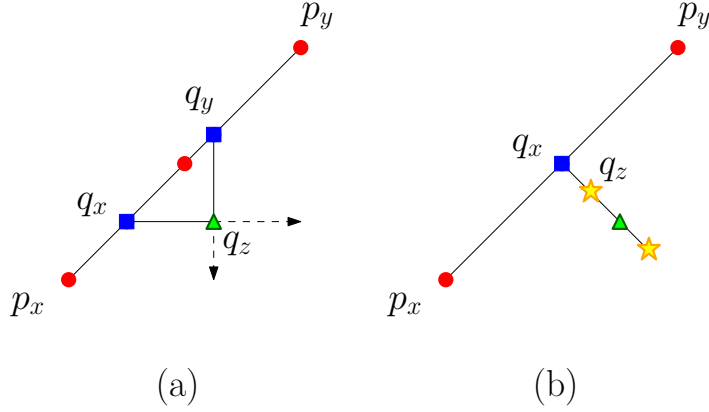


Figure 4: (a) The convex hull points p_x and p_y have more than one point between them. (b) The convex hull points p_x and p_y have exactly one point q_x between them.

them form a K_4 . This is a contradiction, since P_r is reduced and both p_1 and p_2 are convex hull vertices of P_r . If at least one of r_1 and r_2 has only one point excluding p_x then P_r is of the form (b) in Lemma 1 and hence 3-colourable, a contradiction. \square

Lemma 8. *If a reduced set is not 3-colourable, then all of its convex hull points are vertices.*

Proof. Assume on the contrary that the point set is not 3-colourable and not all the convex hull points are convex hull vertices. This means that there are two consecutive convex hull vertices p_x and p_y such that there is at least one convex hull point in the interior of the line segment joining them. Wlog assume that p_x precedes p_y in the clockwise order of points on the convex hull. There can be either more than one or exactly one point in the interior of $\overline{p_x p_y}$.

First consider the case where there is more than one point in the interior of $\overline{p_x p_y}$ (Figure 4(a)). Let q_x and q_y be the points among them closest to p_x and p_y respectively. By Lemma 7, p_x has an internal frontier point. Let q_z be the first internal frontier point of p_x following q_x . Suppose that q_z is not an internal frontier point of p_y . Then there must be a point (say, q_u) on $\overline{p_y q_z}$ that is an internal frontier point of p_y . But then there must also be an internal frontier point q_w of p_x on $\overline{p_x q_u}$, contradicting the assumption that q_z is the first internal frontier point of p_x . So, q_z must be an internal frontier point of p_y . By Lemma 6, the frontier of p_x cannot have concave triples, so that the rest of the frontier points of p_x must lie on or to the left of $\overline{q_x q_z}$. Similarly, the frontier of p_y cannot have concave triples, so that the rest of the frontier points of p_y must lie on or to the right of $\overline{q_y q_z}$. But if there is a frontier point q_t of p_x on or to the left of $\overline{q_x q_z}$, then p_y must have a frontier point on $\overline{p_y q_t}$ that is to the right of $\overline{q_y q_z}$, a contradiction.

Now consider the case where there is exactly one point in the interior of $\overline{p_x p_y}$ and denote it as q_x (Figure 4(b)). As before, we consider q_z which is a frontier point of both p_x and p_y . As before, by Lemma 6, the frontier of p_x cannot have concave triples, so that the rest of the frontier points of p_x must lie on or to the left of $\overline{q_x q_z}$. Similarly, the frontier of p_y cannot have concave triples, so that the rest of the frontier points of p_y must lie on or to the right of $\overline{q_x q_z}$. This means that all of the points of P_r other than p_x and p_y must lie on $\overline{q_x q_z}$. But then P_r is of the form (c) in Lemma 1 and hence 3-colourable, a contradiction. \square

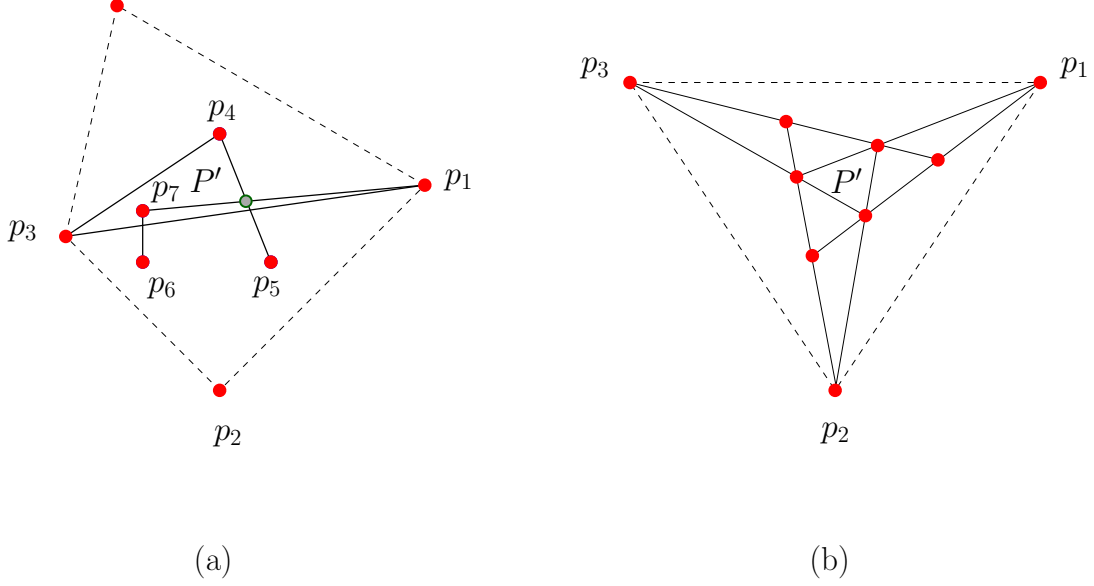


Figure 5: (a) The intersection of $\overline{p_1p_7}$ and $\overline{p_4p_5}$ forces another point on $\overline{p_4p_5}$. (b) A non 3-colourable reduced set with only three convex hull vertices

Corollary 1. *If a reduced set is not 3-colourable, and its convex hull has at least four vertices, then the interior of its convex hull is not empty.*

Proof. Suppose on the contrary the interior of the convex hull of such a reduced set P_r is empty. By Lemma 8 P_r has no convex hull points that are not convex hull vertices. So, all the convex hull vertices of P_r see each other. Since P_r has at least four convex hull points, all of them are a part of a K_4 . Hence, P_r is not reduced, a contradiction. \square

Lemma 9. *If a reduced set is not 3-colourable, then its convex hull has only three vertices.*

Proof. Suppose on the contrary that a reduced set P_r is not 3-colourable and its convex hull has at least four vertices. Consider the lowest vertex of the convex hull of P_r , and its two adjacent vertices on the convex hull of P_r . Call these three points p_1, p_2 and p_3 in the clockwise order (Figure 5(a)). Denote as P' the set of points other than the convex hull vertices of P_r .

Since by our assumption the convex hull of P_r has at least four vertices, by Corollary 1, P' must be nonempty. Suppose that all the points of P' lie on $\overline{p_1p_3}$. If there are at least two convex hull vertices above $\overline{p_1p_3}$, then they can see two mutually visible points of P' , and hence P_r is not reduced, a contradiction. If there is only one convex hull vertex above $\overline{p_1p_3}$, then either it sees p_2 and two mutually visible points of P' , which means P_r is not reduced, or it is blocked from p_2 , thereby making P_r 3-colourable, a contradiction. So, not all the points of P' lie on $\overline{p_1p_3}$.

If all the points of P' lie above $\overline{p_1p_3}$, then the lowermost point of P' forms a K_4 with p_1, p_2 and p_3 , a contradiction. Similarly, not all the points of P' can lie below $\overline{p_1p_3}$ as well. So, the convex hull of P' must intersect $\overline{p_1p_3}$. Suppose that the convex hull of P' intersects $\overline{p_1p_3}$ at only one point, say p_i . If there are points of P' to the left or right of the ray $\overrightarrow{p_2p_i}$, then among such points let p_j be a point closest to $\overline{p_1p_3}$. Wlog if p_j lies to the right of $\overrightarrow{p_2p_i}$ then it sees both p_i and p_1 . But p_2 sees p_1, p_i and p_j , so P_r is not reduced, a contradiction. Otherwise, all the points of P' lie on the ray $\overrightarrow{p_2p_i}$. If a fourth convex hull vertex of P_r above $\overline{p_1p_3}$ lies on $\overrightarrow{p_2p_i}$, then P_r is 3-colourable, a contradiction. Otherwise, wlog let this fourth convex hull vertex lie to the left of $\overrightarrow{p_2p_i}$. Let p_j be the point of P' immediately after p_i on $\overrightarrow{p_2p_i}$. Then p_3 forms a K_4 with p_i, p_j and the fourth convex hull vertex, so P_r is not reduced, a contradiction. So, the convex hull of P' must intersect $\overline{p_1p_3}$ at two points.

Let $\overline{p_4p_5}$ and $\overline{p_6p_7}$ be the segments of the convex hull of P' intersecting $\overline{p_1p_3}$, where p_4 and p_5 (respectively, p_6 and p_7) are consecutive points on the convex hull of P' . Also assume that p_4, p_5, p_6 and p_7 are in the

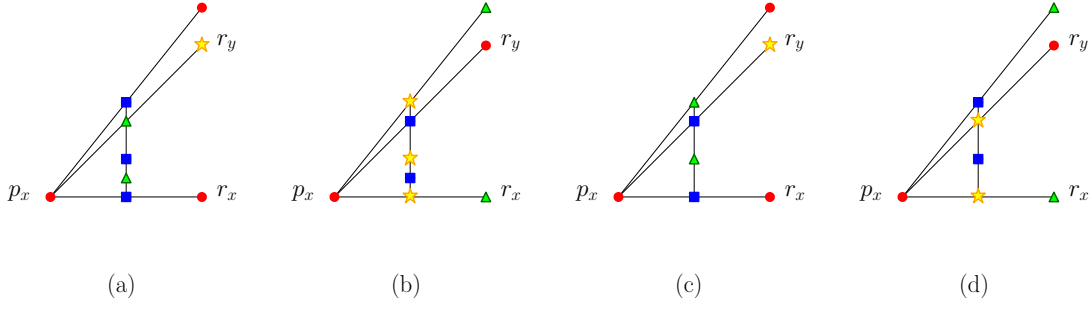


Figure 6: (a) The break is even and r_x has a red point. (b) The break is even and r_x does not have a red point. (c) The break is odd and r_x has a red point. (d) The break is odd and r_x does not have a red point.

clockwise order on the convex hull of P' , with none of the segments $\overline{p_1p_4}$, $\overline{p_1p_5}$, $\overline{p_3p_6}$ and $\overline{p_3p_7}$ intersecting the convex hull of P' .

Consider the segment $\overline{p_3p_4}$. Suppose that $\overline{p_3p_4}$ and $\overline{p_6p_7}$ intersect. To prevent a concave frontier of p_3 from forming, there must be a point of P' on the intersection of $\overline{p_3p_4}$ and $\overline{p_6p_7}$. But that is not possible because p_6 and p_7 are consecutive points on the convex hull of P' . Thus, $\overline{p_6p_7}$ must lie to the right of $\overline{p_3p_4}$. But then, $\overline{p_4p_5}$ and $\overline{p_1p_7}$ must intersect. So, there must be another point of P' on $\overline{p_4p_5}$, which is a contradiction to p_4 and p_5 being consecutive points on the convex hull of P' (Figure 5(a)). Hence, the convex hull of P can have at most three points (Figure 5(b)). \square

Let P_r be a reduced set and p_x be a convex hull vertex of P_r . We will henceforth refer to the four colours as red, blue, yellow and green. If a ray emanating from a convex hull vertex of a reduced set has only one point, we call it a *small ray*. Otherwise, we call it a *big ray*. On a ray, the point closest to p_x is called its *first point*, next closest point to p_x is called its *second point* and so on. We have the following lemmas.

Lemma 10. *The first point of any ray emanating from a convex hull vertex of a reduced set can block only first points of other rays from each other.*

Proof. Consider three rays r_i , r_j and r_k emanating from a convex hull vertex p_x lying in clockwise order around it. Let p_2 be the first point of r_j . Suppose that p_2 blocks p_1 and p_3 lying on r_i and r_k respectively, and wlog p_1 is not the first point of r_i . Let p_i be the first point of r_i . If both of the triangles $\triangle p_i p_2 p_x$ and $\triangle p_2 p_3 p_x$ are empty, then p_x forms a K_4 with p_i , p_2 and p_r , hence P_r is not reduced. So, at least one of the two triangles must be nonempty. Wlog suppose that $\triangle p_1 p_2 p_x$ is nonempty. Let p_4 be a point contained in $\triangle p_i p_2 p_x$ such that no other point contained in \triangle is closer to $\overline{p_1 p_2}$. Then if $\triangle p_2 p_3 p_x$ is empty then p_4 forms a K_4 with p_x , p_2 and p_3 . If $\triangle p_2 p_3 p_x$ too is nonempty then let analogously p_5 be a point contained in $\triangle p_2 p_3 p_x$ that is a point closest to $\overline{p_1 p_2}$. Again, p_3 , p_4 , p_5 and p_i form a K_4 , so P_r is not reduced, a contradiction. \square

Lemma 11. *A reduced set that is not 3-colourable must have at least two big rays emanating from each of its convex hull vertices.*

Proof. Consider a reduced set P_r that is not 3-colourable. Suppose that there is a convex hull vertex p_x of P_r such that only one big ray r_x emanates from it. First suppose that r_x has only two points. By Lemma 6, the frontier of p_x is either convex or a straight line. If the frontier of p_x is a straight line, then P_r is 3-colourable, a contradiction. So, the frontier of p_x must be convex. Suppose the first point of some small ray is a convex point in the frontier of p_x . Then, the last and second-last points of the frontier of p_x in the same side of r_x , form a K_4 with the two points of r_x . Among the four points forming the K_4 , the last point of the frontier or the second point of r_x is a convex hull vertex of P_r . Then P_r is not reduced, a contradiction. So, the first point of r_x must be the only convex point in the frontier of p_x . Denote the two neighbours of the first point of r_x on the frontier of p_x as p_a and p_b . If p_a and p_b see each other then they form a K_4 with p_x and the first point of r_x . Then since p_x sees a K_3 , P_r is not reduced, a contradiction. Hence, p_a and p_b must be blocked from each other by the second point of r_x .

The frontier of p_x must have more points, for otherwise P_r is 3-colourable. But now, each point of the frontier sees both the points of r_x . One of the end points of the frontier must be a convex hull vertex. This end point forms a K_4 with both points of r_x and the second-last point of the frontier in the same side. Hence P_r is not reduced, a contradiction.

Now suppose that r_x has at least three points. If the frontier of p_x has two or more points in the same side of r_x , then the last and second-last points of the frontier in that side form a K_4 with the last and second-last points of r_x . Since the last point of the frontier or the last point of r_x is a convex hull vertex, P_r is not a reduced set, a contradiction. Then the frontier of p_x can have at most one point on each side of r_x . If there is no point on one side of r_x , then P_r is 3-colourable. So the frontier of p_x must have exactly one point on each side of r_x . If these two end points of the frontier do not see each other then again P_r is 3-colourable. So, the two end points of the frontier see each other. But they also see the last and second-last points of r_x , which means that P_r is not reduced, a contradiction. \square

Lemma 12. *In any 4-colouring of a reduced set that is not 3-colourable, any big ray emanating from a convex hull vertex has exactly two colours.*

Proof. Let p_x be a convex hull vertex and $\{r_1, r_2, \dots, r_k\}$ be the open rays emanating from it in the clockwise angular order. Suppose that a big ray r_x emanating from p_x has three points that are assigned three different colours. By Lemma 11, there is another big ray with respect to p_x . Consider a big ray r_y such that there is no other big ray between r_x and r_y , and $y < x$, without loss of generality. If r_x and r_y are neighbouring rays, i.e. $y = x - 1$, then both of the first and second points of r_y must be assigned the fourth colour, which is not possible. Suppose that there is at least one small ray between r_x and r_y . Then the first point of the ray r_{y+1} forms a K_5 with the first two points of r_y and the second and third points of r_x , a contradiction. \square

We call the occurrence of a small ray after a big ray, or vice versa, a *break*. If there are a consecutive odd number of small rays before or after the break, it is called an *odd break*. If there are a consecutive even number of small rays before or after the break, it is called an *even break*. We have the following lemmas.

Lemma 13. *A reduced set that is not 3-colourable can have at most a constant number of 4-colourings.*

Proof. By Lemma 11, in such sets, at least two big rays emanate from every convex hull vertex. We consider a reduced set P_r . Suppose that P_r is 4-colourable. Consider a convex hull vertex p_x of P_r . By our assumption, at least two big rays must emanate from p_x . Wlog assign red to p_x . Consider any big ray r_x and suppose that it contains the colour red. Due to Lemma 12, each ray can be assigned at most two colours. Wlog let the other colour of r_x be blue. Observe that since p_x is red, the first point of r_x must be blue, the second point red and so on. If a neighbouring ray of r_x is also big, then it must have yellow and green alternatingly assigned to its points, but either of yellow and green can be assigned to its first point. In general, till a break occurs, every alternate big ray must contain red points. Furthermore, the second point of every such big ray must be red and red points should occur alternatingly on it. Hence, our initial choice of r_x as a ray containing red points fixes the assignment of red till a break occurs.

Suppose that we have one or more consecutive big rays in which the assignment of red is fixed, and a break occurs after a big ray r_x . Suppose that this break is even. Call the first big ray occurring after the break r_y . Suppose that r_x contains red points. Wlog let the other colour of r_x be blue. (Figure 6 (a)). Then the second point of r_y must be assigned either yellow or green. Suppose that it is yellow. Then the colour of the only point in the first small ray occurring in the break is determined by the first and second points of r_x and the second point of r_y , and it must be green. Similarly, the next small ray gets blue. The first point of r_y gets green. Thus, yellow and green alternate throughout r_y and if a neighbouring ray of r_y is big, then it must contain a red point.

Suppose that r_x does not contain any red point (Figure 6 (b)), and wlog the first and second points of r_x are yellow and green respectively. Then the only points of the small rays between r_x and r_y must be assigned blue and yellow alternately. The first and second points of r_y must be assigned blue and red respectively. So, the assignment of red to points in rays containing an even break depends only on whether or not r_x contains a red point.

Suppose that a break is odd. Suppose that the break starts after r_x , and ends at r_y , both being big

rays. Suppose that r_x contains a red point (Figure 6 (c)). Wlog let the other colour of r_x be blue. Then the first and second points of r_x must be blue and red respectively. Then the second point of r_y can be either yellow or green. Wlog let it be yellow. Then green and blue must be alternately assigned to the only points of the small rays in between, and the first point of r_y must be blue. Thus, r_y does not contain a red point.

Now suppose that r_x does not contain any red point (Figure 6 (d)). Wlog suppose that the first and second points of r_x are yellow and green respectively. Then the second point of r_y must be red, and the first points of all rays till r_y must be assigned blue and yellow alternately.

In all cases, the points that are assigned red are fixed. Thus, the assignment of red has only two possibilities, which depend on our initial choice of whether or not r_x contains a red point. Now, by Lemma 8, all the convex hull points of a reduced set are also its convex hull vertices, and by Lemma 9 it can have at most three convex hull vertices. In a 4-colouring, these three convex hull vertices must be assigned three distinct colours. For each of these three colours, there are at most two possible assignments to the rest of the points of P_r . Each assignment of three colours also fixes the assignment of the fourth colour. This means that there are at most eight possible four colourings. \square

Thus, our algorithm checks if any of the eight colourings are valid 4-colourings, and then adds the deleted points back to P_r , assigning them their unique colours. Finally, we sum up our algorithm in the following theorem.

Theorem 2. *It can be determined in polynomial time if a point set has a 4-colouring. Such a 4-colouring, if it exists, can be constructed in polynomial time.*

Proof. If the given point set P is 3-colourable then it is identified and 3-coloured in $O(n^2)$ time due to Theorem 1. If P is not 3-colourable then it is reduced to P_r in $O(n^4)$ time by the method of Lemma 2.

If the reduced set P_r is 3-colourable by Lemma 4, then the last deleted point is added to it and a constant number of possible 4-colourings are constructed and checked due to Lemma 5. Each 4-colouring is considered one by one, and each of the deleted point is added in the reversed order of its deletion, and assigned the unique colour determined by the K_3 it sees in the remaining point set. At each step, it is checked whether the 4-colouring is valid or not. If at any step two mutually visible points are forced to have the same colour, then P does not have a 4-colouring, with the chosen 4-colouring of P_r . Otherwise, after adding all the deleted points, a 4-colouring is obtained in $O(n^3)$ time.

If the reduced set P_r is not 3-colourable, then three distinct colours are assigned to its convex hull vertices, and all eight possible 4-colourings are found in $O(n^2)$ time due to Lemma 13. It is checked whether any of these colourings is a valid 4-colouring or not. If some valid 4-colourings are obtained, then each of them is considered one by one, and as before, the deleted points are added and coloured. If at any step two mutually visible points are forced to have the same colour, then P does not have a 4-colouring, with the chosen 4-colouring of P_r . Otherwise, after adding all the deleted points, a 4-colouring is obtained in $O(n^3)$ time. The whole algorithm takes $O(n^4)$ time. \square

3 5-colouring point visibility graphs

In this section we prove that deciding whether a PVG with a given embedding is 5-colourable, is NP-hard. We provide a reduction of 3-SAT to the PVG 5-colouring problem. We use the reduction of 3-SAT to the 3-colouring problem of general graphs.

3.1 3-colouring a general graph

For convenience, we first briefly describe the reduction for the 3-colouring of general graphs, considering the graph as an embedding ξ of points and line segments in the plane [7]. Consider a 3-SAT formula θ with variables x_1, x_2, \dots, x_n and clauses C_1, C_2, \dots, C_m . Suppose the corresponding graph is to be coloured with red, green and blue. Consider Figure 7(a). It shows the variable-gadgets. The points

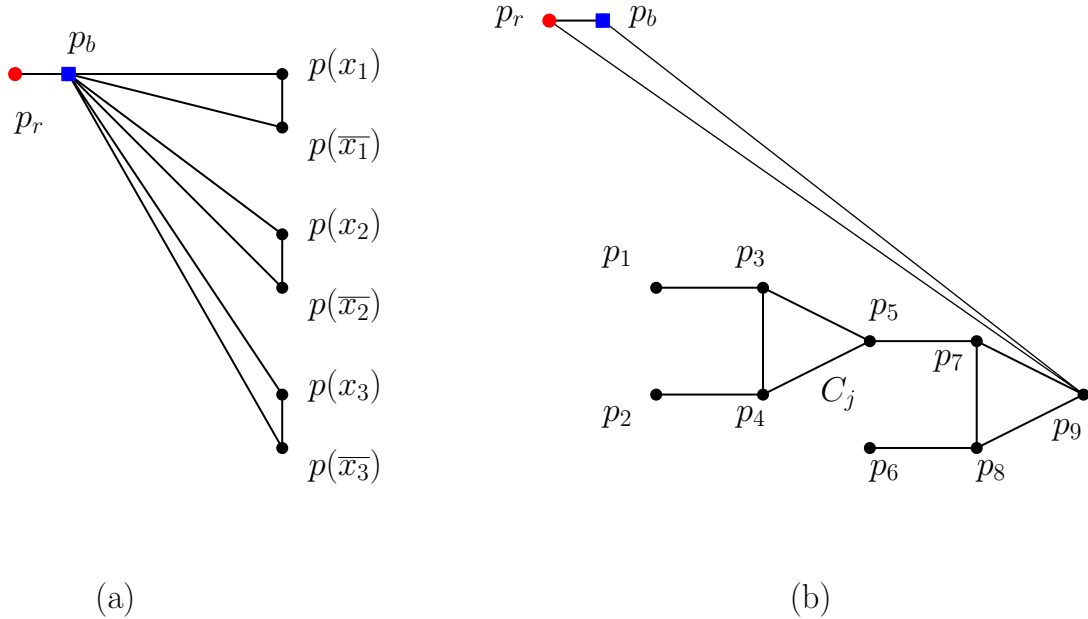


Figure 7: (a) A variable gadget. (b) A clause gadget.

representing a variable x_i and its negation (say, $p(x_i)$ and $p(\overline{x_i})$, respectively) are adjacent to each other, making n pairs altogether. No two points in different pairs are adjacent to each other. A separate point p_b is wlog assumed to be blue and made adjacent to all the other points in the variable gadgets. So, each variable point must have exactly one red and one green point. For variable points, let green and red represent an assignment of true and false, respectively. The point p_b is also adjacent to a separate point p_r assumed to be red.

Now consider Figure 7(b). It shows a clause gadget. Suppose that the points p_1, p_2 and p_6 can be coloured only with green and red. Then p_9 can be coloured with green if and only if at least one of p_1, p_2 and p_6 are coloured with green. To prevent p_9 from being coloured red or blue, p_9 is made adjacent to p_r and p_b .

The whole embedding corresponding to the 3-SAT formula is shown in Figure 8. The points p_r and p_b are the same for all variables and clauses. For each clause gadget, the points corresponding to p_1, p_2 and p_6 are in the respective variable gadgets. Thus, for n variables and m clauses, ξ has $2n + 6m + 2$ points in total.

3.2 Transformation to a point visibility graph

Consider the following transformation of ξ into a new embedding ζ (Figure 9(a)) for a given 3-SAT formula θ . We use some extra points called *dummy points* to act as blockers during the transformation.

- (a) All points of ξ are embedded on two vertical lines l_1 and l_3 .
- (b) Two points p_r and p_b are placed on l_3 above all other points of ξ , followed by a dummy point.
- (c) Each pair of variable gadget points are embedded as consecutive points on l_1 .
- (d) Separating a variable gadget from the next variable gadget is a dummy point.
- (e) For every clause gadget, the points corresponding to p_5 and p_9 are on l_1 , separated by a dummy point.
- (f) For every clause gadget, the points corresponding to p_3, p_4, p_7 and p_8 are on l_3 , in the vertical order from top to bottom. The points p_3 and p_4 are consecutive. The points p_7 and p_8 are consecutive. There is a dummy point between p_4 and p_7 .

$$\theta = (x_1 \vee \bar{x}_2 \vee x_3) \wedge (\bar{x}_1 \vee x_2 \vee \bar{x}_4) \wedge (x_2 \vee x_3 \vee x_4)$$

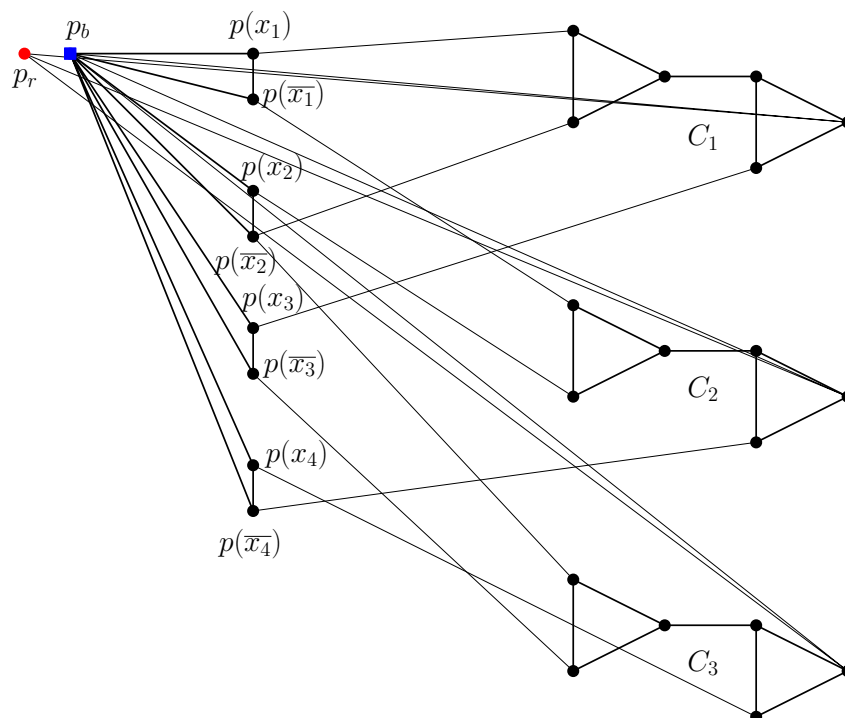


Figure 8: The full embedding for a given 3-SAT formula.

- (g) The points of consecutive clause gadgets are separated by a dummy point each.
- (h) Let l_2 be a vertical line lying between l_1 and l_3 . On l_2 , embed points to block all visibility relationships other than those corresponding to edges in ξ . Perturb the points of l_1 and l_3 so that each point in l_2 blocks exactly one pair of points.

The total number of points needed in the new embedding is as follows:

- p_r and p_b are 2 points.
- Variable gadgets are $2n$ points.
- Clause gadgets are $2m$ points on l_1 and $4m$ points on l_3 .
- There are $n + 2m - 1$ dummy points on l_1 and $2m$ dummy points on l_3 .
- Thus, there are $3n + 4m - 1$ points on l_1 and $6m + 2$ points on l_3 .
- There are $9m + 2n$ edges from ξ between l_1 and l_3 .
- Thus, there are $(3n + 4m - 1)(6m + 2) - (9m + 2n)$ points on l_2 to block the visibility of the rest of the pairs.

Lemma 14. *The above construction can be achieved in polynomial time.*

Proof. As shown above, the number of points used is polynomial. All the points of l_1 and l_3 are embedded on lattice points. The intersections of the line segments joining points of l_1 and l_3 are computed, and l_2 is chosen such that none of these intersection point lies on l_2 . To block visibilities, and the intersection of the line segments joining points of l_1 and l_3 with l_2 are computed and blockers are placed on the intersection points. All of this is achievable in polynomial time. \square

Lemma 15. *The PVG of ζ can be 5-coloured if and only if θ has a satisfying assignment.*

Proof. Suppose that θ has a satisfying assignment. Then the points of ζ obtained from ξ can be coloured with red, blue and green. The two neighbours of a dummy point on l_1 or l_3 can have at most two colours, so the dummy point can always be assigned the third colour. The points on l_2 are coloured alternately with two different colours (Figure 9(b)).

Now suppose that ζ has a 5-colouring. All points of l_2 are visible from all points of l_1 and l_3 . The points of l_2 must be coloured at least with two colours. This means, the points of the graph induced by ξ are coloured with at most 3 colours, which is possible only when θ is satisfiable. \square We have the following theorem.

Theorem 3. *The problem of deciding whether the visibility graph of a given point set is 5-colourable, is NP-complete.*

Proof. A 5-colouring of a point visibility graph can be verified in polynomial time. Thus, the problem is in NP. On the other hand, 3-SAT can be reduced to the problem. Given a 3-SAT formula θ , by Lemmas 14 and 15, a point set ζ can be constructed in time polynomial in the size of θ such that ζ can be 5-coloured if and only if θ has a satisfying assignment. Thus, the problem is NP-complete. \square

4 Colouring a point set with small clique number

In general, graphs with small clique numbers can have arbitrarily large chromatic numbers. In fact, there exist triangle free graphs with arbitrarily high chromatic numbers due to the construction of Mycielski [13]. Pfender showed that for a PVG with $\omega(G) = 6$, $\chi(G)$ can be arbitrarily large [15]. But it is not known whether the chromatic number of a PVG is bounded, if its clique number is only 4 or 5. Here, we address this question.

$$\theta = (x_1 \vee \bar{x}_2 \vee x_3) \wedge (\bar{x}_1 \vee x_2 \vee \bar{x}_4) \wedge (x_2 \vee x_3 \vee x_4)$$

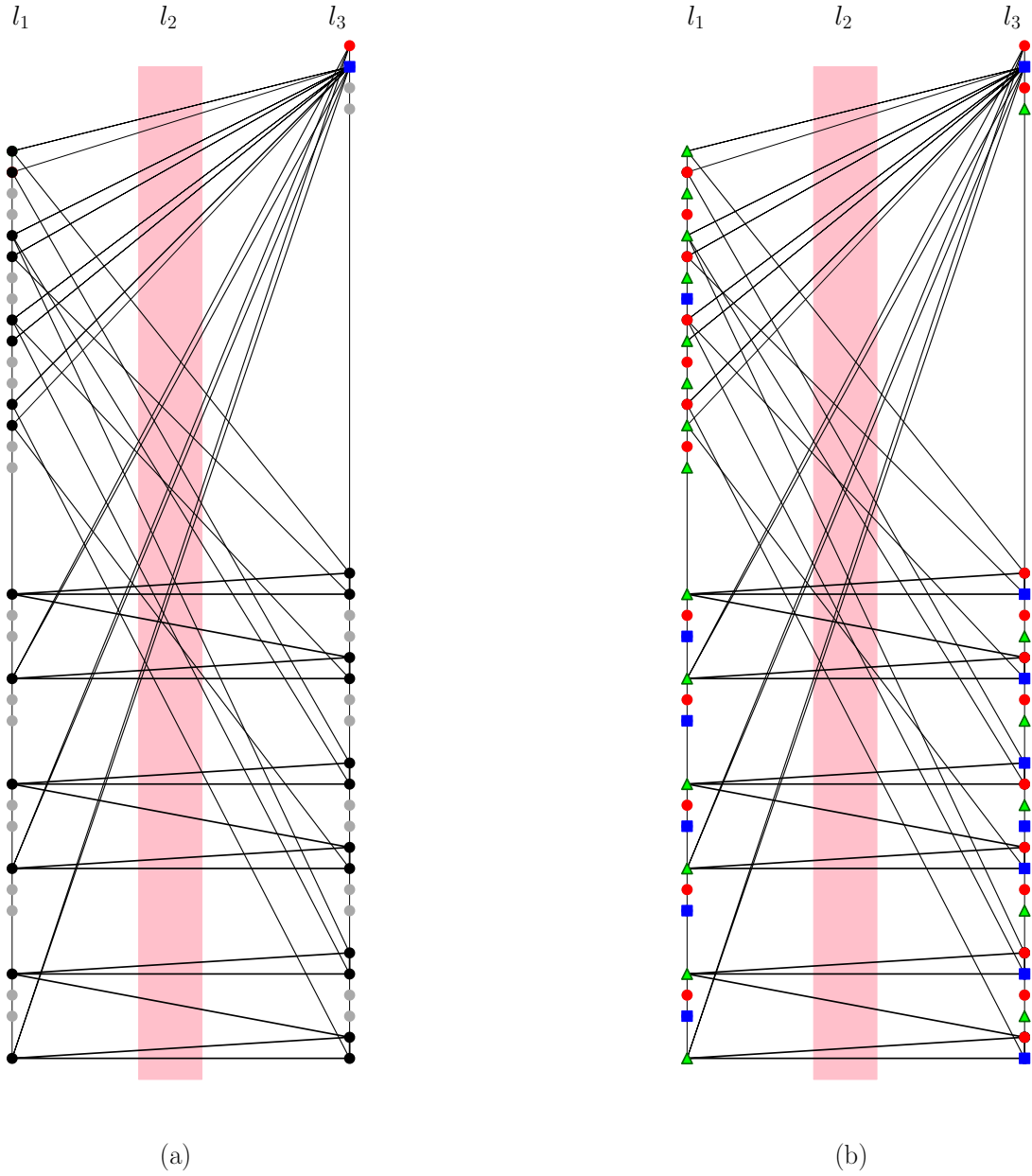


Figure 9: (a) The new embedding ζ on three vertical lines. The dummy points are shown in gray. (b) A 3-colouring of ζ representing x_1, x_2, \bar{x}_3 and \bar{x}_4 assigned 1 in θ .

4.1 A graph with $\omega(G) = 4$ and $\chi(G) = 6$

Kára et al [11] showed that a PVG with clique number 4 can have chromatic number 5. They then generalized their example to prove that there is an exponential function f such that for a family of PVGs, the identity $\chi(G) = f(\omega(G))$ holds for all graphs in the family. The main question remaining is whether PVGs with maximum clique size 4 have bounded chromatic number. Here we construct a visibility graph G' with $\omega(G') = 4$ and $\chi(G') = 6$ (Figure 10). We construct G' directly as a visibility embedding, as follows.

1. Consider three horizontal lines l_1, l_2 and l_3 parallel to each other.
2. On the first line, embed ten points $\{p_1, p_2, \dots, p_{10}\}$ from left to right.
3. From left to right embed the points q_1, \dots, q_4 on l_3 .
4. Join with line segments the pairs $(q_1, p_1), (q_1, p_4), (q_2, p_2), (q_2, p_5)$.
5. Join with line segments the pairs $(q_3, p_6), (q_3, p_9), (q_4, p_7), (q_4, p_{10})$.
6. Starting from the right of q_4 , embed the points $r_1, b_1, r_2, b_2, \dots, r_{10}$ on l_3 .
7. Join each r_i with $1 \leq i \leq 5$ with p_1, p_3 and p_{i+5} .
8. Join each r_i with $6 \leq i \leq 10$ with p_1, p_4 and p_i .
9. Embed points on l_2 such that only the adjacencies described from steps 4 to 8 hold.

We have the following lemmas.

Lemma 16. *The clique number of G' is 4.*

Proof. By construction, the points on l_1 and l_3 together induce a triangle free graph. The points of l_2 can contribute at most two more points to cliques induced by the points on l_1 and l_3 . So, G' has cliques of size at most four. \square

Lemma 17. *The chromatic number of G' is 6.*

Proof. Each point on l_2 is adjacent to every point on l_1 and l_3 , so the points on l_2 require two colours which are absent from the points of l_1 and l_3 . So, it suffices to show that the graph induced by points on l_1 and l_3 is not three colourable. Suppose that the points p_1, \dots, p_5 have only two colours (say, C_1 and C_2). This means that they are coloured with C_1 and C_2 alternately, and q_1 and q_2 must be coloured with two extra colours, C_3 and C_4 respectively.

Now suppose that all three of C_1, C_2 and C_3 occur among p_1, \dots, p_5 . Similarly, all three of C_1, C_2 and C_3 occur among p_6, \dots, p_{10} , for otherwise the previous argument is applicable to q_3, q_4 and p_6, \dots, p_{10} . Also, p_1 and p_3 , or p_1 and p_4 must have two distinct colours. On the other hand, three distinct colours must also occur among p_6, \dots, p_{10} . But for every $p_i, 6 \leq i \leq 10$, there are two points among r_1, r_2, \dots, r_{10} that are adjacent to p_i and one pair among $\{p_1, p_3\}$ and $\{p_1, p_4\}$. So, at least one of the points among r_1, r_2, \dots, r_{10} must have the fourth colour. \square

5 Concluding Remarks

We have settled the question of colouring PVGs, showing that the 4-colour problem on them is solvable in polynomial time while the 5-colour problem is NP-complete. We have shown that there is a PVG with clique number four but chromatic number six. However, it is still open to show whether a PVG with clique number four can have a greater chromatic number or not.

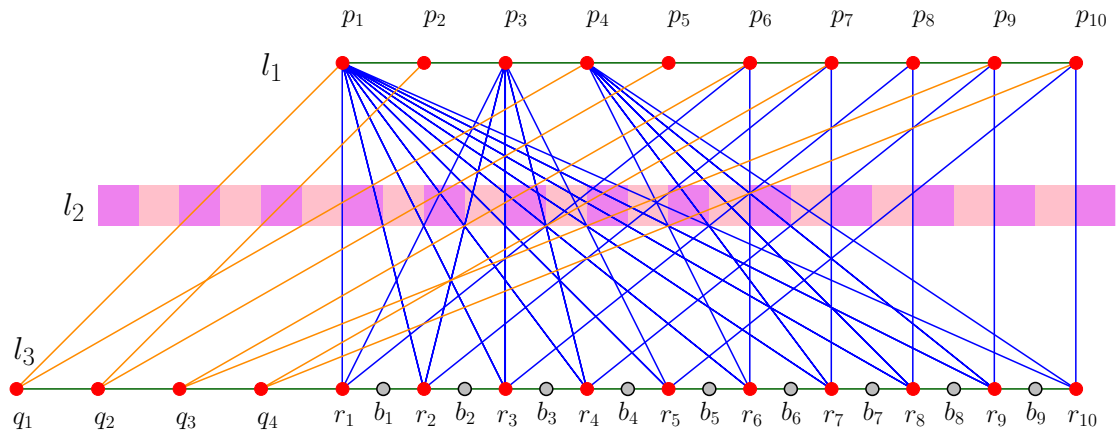


Figure 10: A point visibility graph with clique number four but chromatic number six.

References

- [1] J. Cardinal and U. Hoffmann. Recognition and complexity of point visibility graphs. *Symposium of Computational Geometry*, pages 171–185, 2015.
- [2] B. Chazelle, L. J. Guibas, and D.T. Lee. The power of geometric duality. *BIT*, 25:76–90, 1985.
- [3] Josef Cibulka, Jan Kyncl, and Pavel Valtr. On planar point sets with the pentagon property. *Proceedings of the twenty-ninth annual symposium on Computational geometry*, pages 81–90, 2013.
- [4] M. de Berg, O. Cheong, M. Kreveld, and M. Overmars. *Computational Geometry, Algorithms and Applications*. Springer-Verlag, 3rd edition, 2008.
- [5] A. A. Diwan and B. Roy. Partitions of planar point sets into polygons. *Proceedings of the 28th Canadian Conference on Computational Geometry*, pages 147–154, 2016.
- [6] H. Edelsbrunner, J. O’Rourke, and R. Seidel. Constructing arrangements of lines and hyperplanes with applications. *SIAM Journal on Computing*, 15:341–363, 1986.
- [7] M. R. Garey and D. S. Johnson. *Computers and Intractability: A Guide to the Theory of NP-Completeness*. W. H. Freeman and Company, 1979.
- [8] S. K. Ghosh. *Visibility Algorithms in the Plane*. Cambridge University Press, 2007.
- [9] S. K. Ghosh and P. P. Goswami. Unsolved problems in visibility graphs of points, segments and polygons. *ACM Computing Surveys*, 46(2):22:1–22:29, December, 2013.
- [10] S. K. Ghosh and B. Roy. Some results on point visibility graphs. *Theoretical Computer Science*, 575:17–32, 2015.
- [11] J. Kára, A. Pór, and D. R. Wood. On the Chromatic Number of the Visibility Graph of a Set of Points in the Plane. *Discrete & Computational Geometry*, 34(3):497–506, 2005.
- [12] T. Lozano-Perez and M. A. Wesley. An algorithm for planning collision-free paths among polyhedral obstacles. *Communications of ACM*, 22:560–570, 1979.
- [13] J. Mycielski. Sur le coloriage des graphes. *Colloquium Mathematicum*, 3:161–162, 1955.
- [14] M. S. Payne, A. Pór, P. Valtr, and D. R. Wood. On the connectivity of visibility graphs. *Discrete & Computational Geometry*, 48(3):669–681, 2012.

- [15] F. Pfender. Visibility graphs of point sets in the plane. *Discrete & Computational Geometry*, 39(1):455–459, 2008.
- [16] B. Roy. Point visibility graph recognition is NP-hard. *International Journal of Computational Geometry and Applications*, 26(1):1–32, 2016.
- [17] L.G. Shapiro and R.M. Haralick. Decomposition of two-dimensional shape by graph-theoretic clustering. *IEEE Transactions on Pattern Analysis and Machine Intelligence*, PAMI-1:10–19, 1979.