

# The Search Problem in Mixture Models

Avik Ray <sup>\*1</sup>, Joe Neeman <sup>†2</sup>, Sujay Sanghavi <sup>‡1</sup>, and Sanjay Shakkottai <sup>§1</sup>

<sup>1</sup>Department of Electrical and Computer Engineering  
University of Texas, Austin  
Austin, TX 78712

<sup>2</sup>Department of Mathematics  
Rheinische Friedrich-Wilhelms-Universität Bonn  
D-53115 Bonn, Germany

August 22, 2018

## Abstract

We consider the task of learning the parameters of a *single* component of a mixture model, for the case when we are given *side information* about that component; we call this the “search problem” in mixture models. We would like to solve this with computational and sample complexity lower than solving the overall original problem, where one learns parameters of all components.

Our main contributions are the development of a simple but general model for the notion of side information, and a corresponding simple matrix-based algorithm for solving the search problem in this general setting. We then specialize this model and algorithm to four common scenarios: Gaussian mixture models, LDA topic models, subspace clustering, and mixed linear regression. For each one of these we show that if (and only if) the side information is informative, we obtain better sample complexity than existing standard mixture model algorithms (e.g. tensor methods). We also illustrate several natural ways one can obtain such side information, for specific problem instances. Our experiments on real datasets (NY Times, Yelp, BSDS500) further demonstrate the practicality of our algorithms showing significant improvement in runtime and accuracy.

## 1 Introduction

Mixture models denote the statistical setting where observed samples can come from one of several distinct underlying populations – each typically with its own probability distribution – but are not labeled as separate in the data presented. They have been used to model a wide variety of phenomena, and have seen great success in practice, going back as far as Pearson [1]. In this paper we consider (what we call) the **search problem** in the mixture model setting: given some *special side information* about one of the mixture components, is it possible to efficiently learn the parameters of that component only? Given that there are known methods for learning the entire set of parameters of various mixture models, “efficient” here means more efficient (statistically and/or computationally) than existing methods for learning all the parameters.

As an example, we consider the “latent Dirichlet allocation” model for document generation. In this model, “underlying population” means the set of topics in a document, which determines the frequencies of different words in the document. “Side information” could be a word that is more common in the topic of interest than it is in any other topic: for example, the word “semi-supervised” might work if the topic of interest is machine learning.

---

\*avik@utexas.edu

†neeman@iam.uni-bonn.de

‡sanghavi@mail.utexas.edu

§shakkott@austin.utexas.edu

Side information could also consist of a small number of labelled examples. We might have a small collection of documents about machine learning and also a much larger corpus that includes documents from many topics. Our methods will allow us to leverage the large, unlabelled corpus to obtain good estimates for word frequencies in machine learning articles – and these estimates will be much better than anything that could be learned from the small labelled sample.

**Main contributions:** We propose a general setting for side information in mixture models, and show how to solve the search problem by estimating certain matrices of moments. We prove error bounds on the resulting estimates; our rates have a sharp dependence on the sample size (although they are possibly not sharp in the other parameters).

We then specialize our approach to four popular families of mixture models: Gaussian mixture models with spherical covariances, latent Dirichlet allocation for topic models, mixed linear regression, and subspace clustering. We give concrete algorithms for these four families.

Finally, we simulate our algorithm on both real and synthetic datasets for the Gaussian mixture model and topic model applications. For synthetic dataset we compare its performance to the tensor decomposition methods discussed by Anandkumar et al. [2] in both GMM and LDA models. We show that our methods outperform theirs when the side information is informative. We also demonstrate the practical applicability of our algorithms on three real datasets – the NY Times dataset of news articles, Yelp dataset of business reviews, and BSDS500 dataset of images. In the first two text corpus, we show our algorithm recovers more coherent topics than topic modeling algorithm by Arora et al. [3]. In the BSDS500 dataset, we demonstrate how our algorithm can be used for parallel image segmentation. In all three cases, our algorithm also exhibits significant computational gains over competing unsupervised and semi-supervised algorithms.

## 1.1 Related Work

There is a vast literature on mixture models; too much to even summarize here. We will therefore focus this section on two more closely related areas: method of moments estimators for mixture models, and learning with side information.

**Mixture models and method of moments:** A common method for learning mixture models is the EM algorithm of Dempster et al. [4], which outputs a complete set of model parameters. However, EM may converge slowly (or not at all) [5]; this weakness of EM has spurred a resurgence in method-of-moments estimators for mixture models. Although these methods go back to the pioneering work of Pearson [1] on Gaussian mixture models, the last several years have seen important advances. Moitra et al. [6], and Hardt et al. [7] showed that Gaussian mixture models with two components can be learned in polynomial time. Hsu and Kakade [8] considered mixtures of more Gaussians, but constrained to have spherical covariances. They gave a method based on third-order tensor decompositions, which was later generalized to other models in [2].

**Learning with side information:** As has been observed many times, often in practice one has access to a set of data that is somewhat richer than standard models of data in learning theory. The term *side information* is used as a catch-all for extra data that doesn't fit into pre-existing models; as such, the literature contains many incomparable models of side information.

Xing et al. [9] and Yang et al. [10] took unsupervised clustering as their starting point. For them, side information arrived as pairs of points that were known to belong to the same cluster; they showed how this extra information could substantially improve the performance of the  $k$ -means algorithm.

Kuusela and Ocone [11] developed a framework for side information in the PAC learning model, in which extra samples with a particular dependence on the original samples could sometimes give a substantial benefit.

Many different types of metadata have been proposed for the *latent Dirichlet allocation* (LDA) model of document generation. McAuliffe and Blei [12] introduced the *supervised LDA* model, in which each document comes with an additional response variable from a generalized linear model. On the other hand Rosen-Zvi et al. [13] proposed the *author-topic model*, in which the metadata (author names) affects the distribution of the documents themselves. From a more experimental point of view, Lu and Zhai [14] used long, detailed product reviews as side information for categorizing short snippets and blog entries.

The notion of *semi-supervised learning* (see the book by Chapelle et al. [15]) is also related to our framework of side information. In semi-supervised learning, the learner has access to a small number of labelled examples and a large number of unlabelled examples. This setting is useful for us too, although our general method does not strictly require data of this form.

## 2 Basic Idea and Algorithm

We now first briefly describe the basic mixture model setting, and then describe our method. These descriptions cover several popular specific examples for mixture models, and we detail the application to each of them in Section 3.

**Setting:** We are interested in the standard statistical setting of (parametric) mixture models: that is, samples are drawn i.i.d. from a distribution  $f$  given by

$$f(x) = \sum_{i=1}^k \alpha_i g(x; \mu_i).$$

Here  $g$  corresponds to a known parametric class of distributions, and  $k$  is the number of mixture components. The corresponding parameter vectors are  $\mu_1, \dots, \mu_k$ , and their mixture weights / probabilities are  $\alpha_1, \dots, \alpha_k$ . So, for example, in the case of the standard (spherical) Gaussian mixture model,  $g(x; \mu_i)$  is the Gaussian pdf  $\mathcal{N}(\mu_i, I)$ . Thus each sample can be considered to be drawn by first selecting a mixture component  $\mu_i$  with probability  $\alpha_i$ , and then drawing the sample  $x$  according to  $g(x; \mu_i)$ . We assume all the  $\mu_i$ 's are *linearly independent*. This is a common assumption for learning mixture models; without linear independence, some models (e.g. LDA) are non-identifiable, while others (e.g. GMM) may still be identifiable, but not from low-order moments.

**Search problem:** The standard parameter estimation problem is to find all the  $\mu_i$  vectors given samples. In this paper we are interested in the search problem: we are given *side information* about one of the vectors – say  $\mu_1$ , without loss of generality – and we would like to recover *only*  $\mu_1$ . Of course, we would like to do this with sample and computational complexity lower than what would be required to estimate all parameter vectors (i.e., lower complexity than the standard case).

**Side information:** Our general procedure requires the following model for side information: we assume that we have access to a vector  $v$  such that the inner product with the parameter vector  $\mu_1$  – the special one we are searching for – is higher than the inner product with any of the other  $\mu_i$ ; i.e.

$$\langle \mu_1, v \rangle \geq (1 + \delta) \langle \mu_i, v \rangle \quad \text{for all } i \neq 1$$

Section 3 shows how to obtain such side information in some specific models of interest: spherical Gaussian mixture models, mixed linear regression, subspace clustering and the LDA topic model.

### 2.1 General Procedure

For many mixture models (including the four common examples we detail), it is possible to easily and directly estimate, given sufficient samples, the vector

$$m := \sum_{i=1}^k \alpha_i \mu_i. \tag{1}$$

and the matrix

$$A := \sum_{i=1}^k \alpha_i \mu_i \mu_i^T. \tag{2}$$

The exact procedure for estimating  $m$  and  $A$  varies according to the particular parametric model  $g$ . The fact that  $m$  and  $A$  (and also higher-order tensors) can be estimated from samples is well known for many models, and indeed these form the basis for the method of moments; see [2] for a treatment of several different models, and for other pointers to the literature.

Given the side information, **we develop** procedures to estimate an alternative matrix  $B$  given by

$$B := \sum_{i=1}^k \alpha_i \langle \mu_i, v \rangle \mu_i \mu_i^T \tag{3}$$

Again, the exact procedure for estimating  $B$  from samples depends on the particular parametric model  $g$ .

For this section, we assume we are able to estimate  $A, B, m$  to within some accuracy. With this in hand, we outline two general procedures for estimating  $\mu_1$  (i.e. the component that we are interested in). The first procedure is based on a whitening step, much like the one that is used in the tensor decomposition methods of [2]. The second procedure uses a line search instead, and may be computationally favorable when  $k$  is large, because it avoids the need to invert a  $k \times k$  matrix.

### 2.1.1 The whitening method

---

**Algorithm 1** Extracting a mixture component from side information: the whitening method.

---

**Input:**  $\hat{A}, \hat{B}, \hat{m}$

**Output:**  $\hat{\mu}_1, \hat{\alpha}_1$

- 1: let  $\{\sigma_j, v_j\}$  be the singular values and singular vectors of  $\hat{A}$ , in non-increasing order
  - 2: let  $V$  be the  $d \times k$  matrix whose  $j$ th column is  $v_j$
  - 3: let  $D$  be the  $k \times k$  diagonal matrix with  $D_{jj} = \sigma_j$
  - 4: let  $u$  be the largest eigenvector of  $D^{-1/2}V^T\hat{B}VD^{-1/2}$
  - 5: let  $w = VD^{1/2}u$
  - 6: let  $E$  be the column space of  $\hat{A} - ww^T$
  - 7: write  $VV^T\hat{m}$  (uniquely) as  $aw + y$ , where  $y \in E$
  - 8: return  $w/a$  and  $a^2$
- 

Our main result about Algorithm 1 is that if  $\hat{A}$  and  $\hat{B}$  are good estimates of  $A$  and  $B$  then Algorithm 1 outputs good estimates for  $\mu_1$  and  $\alpha_1$ . In order to interpret Theorem 1 as an error rate, note that if all parameters but  $\epsilon$  are fixed then the error is  $O(\epsilon)$ . Since standard concentration results yield  $\epsilon = O(n^{-1/2})$ , our error rate in terms of  $n$  is also  $O(n^{-1/2})$ . This rate is sharp, since it is also the rate for estimating the mean of a single Gaussian vector (i.e. a GMM with only one component).

**Theorem 1.** *Suppose that  $\mu_1, \dots, \mu_k$  are linearly independent, and that  $\hat{A}$  and  $\hat{B}$  are positive semi-definite. Suppose that  $\langle \mu_1, v \rangle \geq (1 + \delta)\langle \mu_i, v \rangle$  for all  $i \neq 1$ . If  $\max\{\|A - \hat{A}\|, \|B - \hat{B}\|, \|m - \hat{m}\|\} \leq \epsilon$ , then*

$$\|\mu_1 - \hat{\mu}_1\| \leq CR|\alpha_1^{-1/2} - \hat{\alpha}_1^{-1/2}| + C\frac{\sqrt{\sigma_1(A)}}{\sqrt{\alpha_1}}\eta, \text{ and}$$

$$|\alpha_1 - \hat{\alpha}_1| \leq \frac{C}{\sigma_k(A)\sqrt{\alpha_1}}\left(\eta + R\frac{\epsilon}{\sigma_k(A)} + \epsilon\right)$$

where  $\eta = \frac{\epsilon\sigma_1}{\delta\sigma_k^{5/2}}$ ,  $R = \max_i \|\mu_i\|$ ,  $\sigma_1(A) \geq \dots \geq \sigma_k(A) > 0$  are the non-zero singular values of  $\sum_i \alpha_i \mu_i \mu_i^T$ , and  $C$  is a universal constant.

We defer the actual analysis of Algorithm 1 to the appendix, but we will motivate the algorithm and give the basic idea of the proof by showing that if  $\hat{A}, \hat{B}$ , and  $\hat{m}$  are equal to  $A, B$  and  $m$  respectively then Algorithm 1 outputs  $\mu_1$  and  $\alpha_1$  exactly.

**Lemma 2.** *Let  $m, A$ , and  $B$  be defined by in (1), (2), and (3), where  $\mu_1, \dots, \mu_k$  are linearly independent. If  $\langle \mu_1, v \rangle > \langle \mu_i, v \rangle$  for all  $i \neq 1$  and we apply Algorithm 1 to  $A, B$ , and  $m$ , then it returns  $\mu_1$  and  $\alpha_1$ .*

*Proof.* Let  $V$  and  $D$  be as defined in Algorithm 1. Since  $A$  has rank  $k$ ,

$$\sum_{i=1}^k \alpha_i D^{-1/2} V^T \mu_i \mu_i^T V D^{-1/2} = D^{-1/2} V^T A V D^{-1/2} = I_k.$$

Defining  $u_i := \sqrt{\alpha_i} D^{-1/2} V^T \mu_i$ , we have  $\sum_i u_i u_i^T = I_k$ , which implies that the  $u_i$  are orthonormal in  $\mathbb{R}^k$ . Now,

$$D^{-1/2} V^T B V D^{-1/2} = \sum_{i=1}^k \alpha_i D^{-1/2} V^T \mu_i \mu_i^T V D^{-1/2} = \sum_{i=1}^k \langle \mu_i, v \rangle u_i u_i^T.$$

Since  $\langle \mu_1, v \rangle$  was assumed to be larger than all other  $\langle \mu_i, v \rangle$ , it follows that  $u_1$  is the largest eigenvector of  $D^{-1/2}V^T BVD^{-1/2}$ . Now, if  $w = VD^{1/2}u_1$  then  $w = \sqrt{\alpha_1}\mu_1$ .

Now, note that since the  $\mu_i$  are linearly independent, there is a unique way to write  $m = VV^T m = \sum_i \alpha_i \mu_i$  as  $aw + y$ , where  $y$  belongs to the span on  $\{\mu_2, \dots, \mu_k\}$  (which is the same as the column span of  $A - \alpha_1 \mu_1 \mu_1^T = A - ww^T$ ). Moreover, the unique choice of  $a$  that allows this representation must satisfy  $aw = \alpha_1 \mu_1$ , which implies that  $a = \sqrt{\alpha_1}$ . Therefore,  $w/a = \mu_1$  and  $a^2 = \alpha_1$ .  $\square$

### 2.1.2 The cancellation method

Our second method avoids the matrix inversion in Algorithm 1, preferring a line search instead.

---

**Algorithm 2** Extracting a mixture component from side information: the cancellation method.

---

**Input:**  $\hat{A}, \hat{B}, \hat{m}$

**Output:**  $\hat{\mu}_1, \hat{\alpha}_1$

- 1: let  $\hat{Z}_\lambda = \hat{A} - \lambda \hat{B}$ . Search over  $\lambda$  to find the largest  $\lambda = \lambda^*$  such that  $\hat{Z}_{\lambda^*}$  is PSD
  - 2: let  $\{v_2, \dots, v_k\}$  be the top  $k - 1$  singular vectors of  $\hat{Z}_{\lambda^*}$
  - 3: let  $V_{2:k}$  be the  $d \times (k - 1)$  matrix with columns  $\{v_2, \dots, v_k\}$
  - 4: let  $x_1 = \hat{m} - V_{2:k} V_{2:k}^T \hat{m}$
  - 5: let  $v_1 = x_1 / \|x_1\|$
  - 6: compute  $c_i = v_1^T \hat{A} v_i$  for  $i = 1$  to  $k$
  - 7: let  $a_i = c_i / \|x_1\|$  for  $i = 1$  to  $k$
  - 8: return  $\hat{\mu}_1 = \sum_{i=1}^k a_i v_i$  and  $\hat{\alpha}_1 = c_1 / a_1^2$
- 

Theorem 3 shows that with  $m, A, B$  estimated up to  $O(\epsilon)$  error, and with an accurate line search, the parameter estimation error in Algorithm 2 is also bounded as  $O(\epsilon)$ .

**Theorem 3.** *Suppose  $\{\mu_1, \dots, \mu_k\}$  are linearly independent and  $v$  satisfies  $\langle \mu_1, v \rangle \geq (1 + \delta)\langle \mu_i, v \rangle$  for all  $i \neq 1$ . Suppose that  $\max\{\|\hat{A} - A\|, \|\hat{B} - B\|, \|\hat{m} - m\|\} < \epsilon$ , and  $\|\hat{Z}_{\lambda^*} - Z_{\lambda_1}\| < \epsilon_2$ , where  $\lambda_1 = 1/\langle \mu_1, v \rangle$ . Then Algorithm 2 returns  $\hat{\mu}_1, \hat{\alpha}_1$  with*

$$\begin{aligned} \|\hat{\mu}_1 - \mu_1\| &< \frac{C}{\alpha_1^2 a_1^2} \left( \sigma_1(A) \epsilon \left( 1 + \frac{\alpha_1 a_1}{\sigma_{k-1}(Z_{\lambda_1})} \right) + \frac{\sigma_1(A) \epsilon_2 R}{\sigma_{k-1}(Z_{\lambda_1})} \right) \\ |\hat{\alpha}_1 - \alpha_1| &< \frac{C \sigma_1(A)}{\alpha_1 a_1^3} \left( \eta_1 \epsilon + \frac{\eta_2 R \epsilon_2}{\sigma_{k-1}(Z_{\lambda_1})} \right) \end{aligned}$$

where  $\eta_1 := \max\{\alpha_1 a_1 (2a_1 + 1), 20\}$ ,  $\eta_2 := \max\{\alpha_1 a_1^2, 10\}$ ,  $R = \max\|\mu_i\|$ ,  $a_1 = \|\mu_1 - \prod_{\mathcal{V}} \mu_1\|$ , where  $\mathcal{V} = \text{span}\{\mu_2, \dots, \mu_k\}$ , and  $C$  is an universal constant.

Again, we will defer the actual analysis to the appendix, and instead show that Algorithm 2 returns the exact answer when fed exact initial data. We will do this in two lemmas: Lemmas 4 and 5.

**Lemma 4.** *Let  $Z = \sum_{i=1}^k \gamma_i \mu_i \mu_i^T$  where  $\{\mu_1, \dots, \mu_k\}$  are linearly independent,  $\mu_i \in \mathbb{R}^d$ ,  $\gamma_i \in \mathbb{R}$  and  $d > k$ . If  $\gamma_1 < 0$  and  $\gamma_i > 0$  for all  $i \neq 1$  then  $Z$  is not positive semi-definite.*

*Proof.* Let  $\Pi$  denote the projection onto the orthogonal complement of  $\text{span}\{\mu_2, \dots, \mu_k\}$ . Let  $x = \Pi \mu_1$ , and note that  $\langle x, \mu_1 \rangle > 0$  but  $\langle x, \mu_i \rangle = 0$  for all  $i \neq 1$ . Hence,  $x^T Z x = \gamma_1 \langle x, \mu_1 \rangle^2 < 0$  and so  $Z$  is not positive semi-definite.  $\square$

**Lemma 5.** *Let  $m, A$ , and  $B$  be defined by in (1), (2), and (3), where  $\mu_1, \dots, \mu_k$  are linearly independent. If  $\langle \mu_1, v \rangle > \langle \mu_i, v \rangle$  for all  $i \neq 1$  and we apply Algorithm 2 to  $A, B$ , and  $m$ , then it returns  $\mu_1$  and  $\alpha_1$ .*

*Proof.* Define  $w_i = \langle \mu_i, v \rangle$  and let  $\gamma_i = \alpha_i(1 - \lambda w_i)$ , so that

$$Z_\lambda = A - \lambda B = \sum_{i=1}^k \gamma_i \mu_i \mu_i^T.$$

Now for  $\lambda > \frac{1}{w_1}$ ,  $\gamma_1 < 0$  and for all  $\lambda \leq \frac{1}{w_1}$ ,  $\gamma_i \geq 0$  for all  $i$  since  $w_1 > w_i$ , for every  $i \neq 1$ . By Lemma 4,  $\lambda^* = \frac{1}{w_1}$  is the largest  $\lambda$  such that  $Z_\lambda$  is PSD; hence,

$$Z_{\lambda^*} = \sum_{i=2}^k \alpha_i (1 - \lambda^* w_i) \mu_i \mu_i^T.$$

The  $k - 1$  singular vectors  $\{v_2, \dots, v_k\}$  of  $Z_{\lambda^*}$  forms a basis of the subspace  $\mathcal{V} = \text{span}\{\mu_2, \dots, \mu_k\}$ . Let  $\mathcal{V}_\perp$  be the perpendicular space of  $\mathcal{V}$ , and write  $\Pi = I - V_{2:k} V_{2:k}^T$  for the orthogonal projection onto  $\mathcal{V}_\perp$ . Since  $\Pi \mu_i = 0$  for  $i \neq 1$ , we have  $x_1 = \Pi m = \alpha \Pi \mu_1$ .

Now define  $b_1, \dots, b_k$  by  $\mu_1 = \sum_{i=1}^k b_i v_i$ . In order to prove that the algorithm returns  $\mu_1$  correctly, we need to show that  $b_i = a_i := c_i / \|x_1\|$ . Indeed,

$$c_i := v_1^T A v_i = \sum_{j=1}^k \alpha_j v_1^T \mu_j \mu_j^T v_i = \alpha_1 b_1 b_i,$$

since  $v_1^T \mu_j = 0$  for  $j \neq 1$ . On the other hand,  $\|x_1\| = \alpha \|\Pi \mu_1\| = \alpha b_1$ , and so  $b_i = a_i$ , as claimed. Moreover,  $\hat{a}_1 = \frac{c_1}{a_1} = \alpha_1$ , as claimed.  $\square$

### 3 Specific Models

In this section we discuss how the search algorithms can be applied in four specific mixture models.

#### 3.1 Gaussian mixture model with spherical covariance

**The model:** Besides the mixture parameters  $\alpha_1, \dots, \alpha_k$ , the Gaussian mixture model (GMM) has mean parameters  $\mu_1, \dots, \mu_k \in \mathbb{R}^d$  and variance parameters  $\sigma_1, \dots, \sigma_k \in \mathbb{R}$ . The conditional densities  $g(\cdot; \mu_i, \sigma_i)$  are Gaussian, with mean  $\mu_i$  and covariance  $\sigma_i^2 I_d$ . Explicitly,

$$g(x; \mu_i, \sigma_i) = \frac{1}{(2\pi\sigma_i^2)^{d/2}} e^{-\frac{\|x - \mu_i\|^2}{2\sigma_i^2}}.$$

**Matrices  $A$  and  $B$ :** We fix a vector  $v \in \mathbb{R}^d$ , with the assumption that  $\langle v, \mu_1 \rangle > \langle v, \mu_i \rangle$  for  $i \neq 1$ . Recall (from Section 2.1) that  $m = \mathbb{E}[x] = \sum_i \alpha_i \mu_i$ ,  $A = \sum_{i=1}^k \alpha_i \mu_i \mu_i^T$ , and  $B = \sum_{i=1}^k \alpha_i \langle \mu_i, v \rangle \mu_i \mu_i^T$ . To compute these quantities, we first define  $\sigma^2$  to be the  $(k + 1)$ th-largest eigenvalue of the mixture covariance matrix  $\mathbb{E}[(x - m)(x - m)^T]$ , and let  $u$  be a corresponding eigenvector. Then let  $\tilde{m} = \mathbb{E}[x(u^T(x - m))^2]$ . Then it follows from moment computations (see Hsu and Kakade [8]) that:

$$\begin{aligned} A &= \mathbb{E}[xx^T] - \sigma^2 I_d \\ B &= \mathbb{E}[\langle x, v \rangle xx^T] - \tilde{m} v^T - v \tilde{m}^T - \langle \tilde{m}, v \rangle I_d, \end{aligned}$$

Given the samples  $\{\hat{x}_i\}$ , we can now empirically evaluate these quantities (denoted by  $\hat{m}$ ,  $\hat{A}$ ,  $\hat{B}$  respectively) by replacing expectations above by the corresponding sample averages; for instance we replace  $\mathbb{E}[xx^T]$  by  $\hat{\mathbb{E}}[xx^T] \doteq (1/n) \sum_{j=1}^n \hat{x}_j \hat{x}_j^T$ .

**Examples of  $v$ :** Assuming that  $\|\mu_1\|^2 > \langle \mu_1, \mu_i \rangle$  for all  $i \neq 1$  – this will be true, for example, if  $\|\mu_i\|$  are all the same – one can find a suitable vector  $v$  given a relatively small number of samples from the first mixture component. Specifically, if  $\|\mu_1\|^2 \geq \langle \mu_1, \mu_i \rangle + \delta$  and  $\|\mu_i\| \leq R$  for all  $i \neq 1$  then standard Gaussian tail bounds imply the following: if  $v := \ell^{-1} \sum_{j=1}^\ell x_j$  where  $\ell = \Omega(R^2 \delta^{-2} \log k)$  and  $x_1, \dots, x_m$  are drawn independently from the distribution  $g(\cdot; \mu_1, \sigma_1)$  then with high probability  $v$  satisfies  $\langle v, \mu_1 \rangle > \langle v, \mu_i \rangle$  for all  $i \neq 1$ . Here, “high probability” means probability converging to 1 as the hidden constant in  $\ell = \Omega(\cdot)$  grows. Note here that the number of tagged samples is nowhere near sufficient to estimate  $\mu_1$  by direct averaging; indeed to do so would require the number of samples to grow with the size of the underlying dimension.

### 3.2 Latent dirichlet allocation

**The model:** In the LDA model with  $k$  topics and a dictionary of size  $d$ , the parameters  $\mu_1, \dots, \mu_k \in \Delta_{d-1}$  are the probability distributions corresponding to each topic ( $\Delta_{d-1}$  denotes the probability simplex  $\{y \in \mathbb{R}^d : \sum_i y_i = 1, \min_i y_i \geq 0\}$ ). The LDA model introduced in Blei et al. [16] differs slightly from the other models as the mixture distribution cannot be expressed exactly in the parametric form in Section 2. Instead we have a two level hierarchy as follows. Given  $\bar{\alpha} = (\alpha_1, \dots, \alpha_k)$ , we first draw a topic distribution  $\theta$  from the Dirichlet( $\bar{\alpha}$ ) distribution. Given this  $\theta = (\theta_1, \dots, \theta_k)$  each word in the document is drawn i.i.d. from the distribution  $\sum_{i=1}^k \theta_i \mu_i$ . However still we can compute the vector  $m$  and the matrices  $A, B$  as shown below. Then with an appropriate  $v$  our algorithms can recover the topic distribution  $\mu_1$ .

**Matrices  $A$  and  $B$ :** Let  $x_1$  denote the random vector with  $x_1(w) = 1$  if the first word is  $w$ , and 0 otherwise. Similarly define vectors  $x_2, x_3$  corresponding to the second and third word respectively, and let  $\alpha_0 = \sum_{i=1}^k \alpha_i$ . Then, moment computations under the LDA distribution yields the following expressions for  $(m, A, B)$ , defined in (1), (2), (3):

$$\begin{aligned} m &= \alpha_0 \mathbb{E}[x_1], \quad A = \alpha_0(\alpha_0 + 1) \mathbb{E}[x_1 x_2^T] - m m^T \\ B &= \frac{\alpha_0(\alpha_0 + 1)(\alpha_0 + 2)}{2} \mathbb{E}[\langle x_3, v \rangle x_1 x_2^T] - \frac{\alpha_0(\alpha_0 + 1)}{2} (\langle m, v \rangle \mathbb{E}[x_1 x_2^T] + \mathbb{E}[\langle x_3, v \rangle x_1 m^T] \\ &\quad + \mathbb{E}[\langle x_3, v \rangle m x_2^T]) + \langle m, v \rangle m m^T. \end{aligned}$$

With the given document samples, let  $\hat{x}_i$  denote the normalized empirical word frequencies in the document  $i$ . Then,  $\hat{m} = \frac{\alpha_0}{n} \sum_{i=1}^n \hat{x}_i$ , and  $\hat{A}, \hat{B}$  can be immediately estimated using the above expressions by replacing expectations with sample averages.

**Using labeled words to find  $v$ :** In order to recover the topic distribution  $\mu_1$  we now require a vector  $v$  which satisfies  $\langle \mu_1, v \rangle > \langle \mu_i, v \rangle$  for  $i \neq 1$ . Now suppose we are given a *labeled word*  $\ell$  such that its occurrence probability in topic 1 is the highest, i.e.,  $\mu_1(\ell) > \mu_i(\ell)$  for  $i \neq 1$ . Then we can simply choose  $v = e_\ell$  (the standard basis element with 1 in the  $\ell$ -th coordinate). For most topics of practical interest it is possible to find such labeled words. For example the word “ball” can be a labeled word for topic sport, “party” is a labeled word for topic politics and so on. However, a labeled word is merely indicative of a topic and is not exclusive to a topic (e.g. the word “ball” can occur in other contexts as well). In this sense, the labelled word is quite different from the “anchor word” described in Arora et al. [3]. Note however that anchor words are also labeled words (but *not* vice-versa) since for an anchor word  $\ell$ ,  $\mu_1(\ell) > 0$  and  $\mu_i(\ell) = 0$  for  $i \neq 1$ .

**Using labeled documents to find  $v$ :** If the different topics are not too similar, then we can estimate a suitable vector  $v$  from a small collection of documents that are mostly about the topic of interest. For example, if  $\langle \mu_i, \mu_j \rangle \leq \eta \|\mu_i\| \|\mu_j\|$  for all  $i \neq j$ , and if we observe a total of  $m$  words from some collection of documents with  $\theta_1 \geq (1 + \delta)(1/2 + \eta)$  then about  $m = \Omega(\delta^{-2} \log k)$  words will suffice to find a suitable vector  $v$ .

### 3.3 Mixed regression

**The model:** In mixed linear regression the mixture samples generated are of the form  $y = \langle x, \mu_i \rangle + \xi$ , where  $x \sim \mathcal{N}(0, I)$  and noise  $\xi \sim \mathcal{N}(0, \sigma^2)$ . We have access to the observations  $(y, x)$  but the particular  $\mu_i$  and  $\xi$  are unknown. Hence the conditional density  $g(x, y; \mu_i, \sigma)$  is a multivariate Gaussian where  $x \sim \mathcal{N}(0, I)$ ,  $y \sim \mathcal{N}(0, \|\mu_i\|^2 + \sigma^2)$ , and  $\text{Cov}(x, y) = \mu_i$ .

**Matrices  $A$  and  $B$ :** To compute  $A$  and  $B$ , we consider the following moments (for more detailed derivations,

see Appendix C):

$$\begin{aligned}
M_{1,1} &= \mathbb{E}[yx] = \sum_{i=1}^k \alpha_i \mu_i \\
M_{2,2} &= \mathbb{E}[y^2 xx^T] = 2 \sum_{i=1}^k \alpha_i \mu_i \mu_i^T + \sum_{i=1}^k \alpha_i (\sigma^2 + \|\mu_i\|^2) I \\
M_{3,1} &= \mathbb{E}[y^3 x] = 3 \sum_{i=1}^k \alpha_i (\sigma^2 + \|\mu_i\|^2) \mu_i \\
M_{3,3} &= \mathbb{E}[y^3 \langle x, v \rangle xx^T] = 6 \sum_{i=1}^k \alpha_i \langle \mu_i, v \rangle \mu_i \mu_i^T + (M_{3,1} v^T + v M_{3,1}^T + \langle M_{3,1}, v \rangle I)
\end{aligned}$$

Let  $\tau^2$  be the smallest singular value of the matrix  $M_{2,2}$ . Then we can compute  $m, A, B$  as follows.

$$\begin{aligned}
m &= M_{1,1}, \quad A = \frac{1}{2}(M_{2,2} - \tau^2 I) \\
B &= \frac{1}{6}(M_{3,3} - (M_{3,1} v^T + v M_{3,1}^T + \langle M_{3,1}, v \rangle I))
\end{aligned}$$

As in the previous cases with finite samples the estimates  $\hat{m}, \hat{A}, \hat{B}$  can be computed by taking their empirical expectations e.g.,  $\widehat{M}_{1,1} = \widehat{\mathbb{E}}[yx] = \frac{1}{n} \sum_{i=1}^n \hat{y}_i \hat{x}_i$  and so on, where  $(\hat{y}_i, \hat{x}_i)$  denote the  $i$ -th sample.

**Examples of  $v$ :** Suppose we are given a few random labeled examples from the first component. Then assuming  $\|\mu_1\|^2 > \langle \mu_1, \mu_i \rangle + \delta$ ,  $\|\mu_i\|^2 \leq R$ , similar to the GMM case we can estimate a  $v := \frac{1}{\ell} \sum_{j=1}^{\ell} \hat{y}_j \hat{x}_j$  using only  $\ell = \Omega(R^4 \delta^{-2} \log k)$  labeled samples so that  $\langle \mu_1, v \rangle > \langle \mu_i, v \rangle$  holds with high probability.

### 3.4 Subspace Clustering

**The model:** Besides the mixture parameters  $\alpha_1, \dots, \alpha_k$ , the subspace clustering model has parameters  $U_1, \dots, U_k \in \mathbb{R}^{d \times m}$  and  $\sigma \in \mathbb{R}$ , where the matrices  $U_1, \dots, U_k$  have orthonormal columns. The conditional distribution  $g(\cdot; U_i)$  is a standard Gaussian variable supported on the column space of  $U_i$ , plus independent Gaussian noise. More precisely, we sample  $y \sim \mathcal{N}(0, I_d)$  and set  $x = U_i U_i^T y + \xi$ , where  $\xi \sim \mathcal{N}(0, \sigma^2 I_d)$  is independent of  $y$ .

**Matrices  $A$  and  $B$ :** The subspace clustering model does not quite fit into the basic method of Section 2; one motivation for presenting it is to show that the basic ideas in Section 2 are more flexible than they first appear. Suppose  $v \in \mathbb{R}^d$  satisfies  $\|U_1^T v\| > \|U_i^T v\|$  for all  $i \neq 1$ . We consider

$$\begin{aligned}
A &:= \mathbb{E}[xx^T] - \sigma^2 I_d = \sum_{i=1}^k \alpha_i U_i U_i^T \\
B &:= \mathbb{E}[\langle x, v \rangle^2 xx^T] - \sigma^2 v^T A v I_d - \sigma^2 \|v\|^2 A - \sigma^4 (\|v\|^2 I_d + v v^T) - 2\sigma^2 (A v v^T + v v^T A) \\
&= \sum_{i=1}^k \alpha_i \|U_i^T v\|^2 U_i U_i^T + 2 \sum_{i=1}^k \alpha_i U_i U_i^T v v^T U_i U_i^T
\end{aligned}$$

and their empirical versions  $\hat{A}$  and  $\hat{B}$  (the computation giving the claimed formula for  $B$  is carried out in Appendix C). Now with these  $\hat{A}$  and  $\hat{B}$ , we can recover the subspace  $U_1$  using Algorithm 3. This algorithm uses the same principle behind the whitening method in Section 2.1.1, the key difference is that here we pick the top  $m$  eigenvectors of the whitened  $B$  matrix.

The following perturbation theorem guarantees that if the side information vector  $v$  is substantially more aligned with the subspace spanned by  $U_1$  than it is with any other subspace, and the matrices  $A, B$  are estimated within  $\epsilon$  accuracy, then Algorithm 3 can recover the required subspace with a small error.

**Theorem 6.** *Suppose that  $\|\hat{A} - A\| \leq \epsilon$  and  $\|\hat{B} - B\| \leq \epsilon$ . Suppose that the side information vector  $v$  satisfies  $\|U_i v\|^2 \leq (1/3 - \delta) \|U_1 v\|^2$ . Then output  $\hat{U}$  of Algorithm 3 satisfies*

$$\|\hat{U} \hat{U}^T - U_1 U_1^T\| \leq C \epsilon \alpha_1^{-1} \sigma_1(A)^2 \sigma_{mk}(A)^{-2} \delta^{-1}.$$



---

**Algorithm 3** Subspace clustering algorithm

---

**Input:**  $\hat{A}, \hat{B}$ **Output:**  $\hat{U}$ 

- 1: let  $\{\sigma_j, v_j\}$  be the singular values and singular vectors of  $\hat{A}$ , in non-increasing order
  - 2: let  $V$  be the  $d \times mk$  matrix whose  $j$ th column is  $v_j$
  - 3: let  $D$  be the  $mk \times mk$  diagonal matrix with  $D_{jj} = \sigma_j$
  - 4: let  $Y = [u_1, \dots, u_m]$  be the matrix of  $m$  largest eigenvectors of  $D^{-1/2}V^T\hat{B}VD^{-1/2}$
  - 5: let  $Z = VD^{1/2}Y$
  - 6: let the columns of  $\hat{U}$  be the  $m$  eigenvectors of the matrix  $ZZ^T$
- 

We prove Theorem 6 in Appendix F. Note that the conditions on  $v$  can be satisfied if the spaces  $U_i$  satisfy a certain affinity condition and we have a few labelled samples from  $U_1$ . Specifically, suppose that  $\langle u, w \rangle < (\frac{1}{\sqrt{3}} - \eta)\|u\|\|w\|$  for every  $u \in U_1$  and  $w \in U_i, i \neq 1$ . Then any  $v \in U_1$  will satisfy the assumption of Theorem 6. Hence, a single labelled sample from  $U_1$  (or several – depending on  $\eta$  – noisy samples) is enough to find a suitable  $v$ .

### 3.5 Comparison

In this section we compare the theoretical performance of the Whitening and Cancellation algorithms with other algorithms. Both Whitening and Cancellation algorithms require estimating the quantities  $m, A, B$  by computing moments from the samples. Therefore the sample complexity primarily depends on how well these quantities concentrate. We compute the specific sample complexities for each model in Appendix G.

For Gaussian mixture model the sample complexity of our algorithm scales as  $\tilde{\Omega}(d\epsilon^{-2} \log d)$  similar to moment based algorithm by Hsu and Kakade [8] and tensor decomposition based algorithm by Anandkumar et al. [2]. In terms of runtime the Whitening algorithm is faster than the tensor decomposition based algorithm by Anandkumar et al. [2]. This can be viewed as follows. The first step in both the algorithms take  $O(d^2k)$  time to compute the whitening matrix and in subsequent whitening steps. However computing the largest eigenvector in Algorithm 1 takes only  $O(k^2)$  time, faster than  $O(k^5 \log k)$  time required for rank- $k$  tensor power iteration (we also verify this in our experiments in Section 4).

In LDA topic model our algorithms have a sample complexity of  $\tilde{\Omega}(\epsilon^{-2} \log d)$ , again similar to tensor decomposition based algorithm by Anandkumar et al. [2], and non-negative matrix factorization (NMF) based algorithm by Arora et al. [3]. The Whitening algorithm again is faster than tensor decomposition as argued for GMM case. The NMF based algorithm using optimization based RecoverKL/RecoverL2 procedures also has a runtime of  $O(d^2k)$  similar to our algorithms (in Section 4 again we observe our algorithm to be faster in practice).

In the case of mixed linear regression again our method has a sample complexity of  $\tilde{\Omega}(d\epsilon^{-2} \log d)$  similar (upto log factors) to the convex optimization based approach by Chen et al. [17], alternating minimization based approach by Yi et al. [18], but better than tensor decomposition based method of Sedghi et al. [19] which has a sample complexity of  $\tilde{\Omega}(d^3\epsilon^{-2})$ . However unlike the convex optimization and alternating minimization based techniques our method is also applicable when the number of components  $k > 2$ . As argued in GMM case the Whitening algorithm is again faster than the tensor algorithm by Sedghi et al. [19].

Subspace clustering algorithms like greedy subspace clustering by Park et al. [20], optimization based algorithms by Elhamifar et al. [21], Soltanolkotabi and Candes [22], requires the samples to exactly lie on a subspace. In contrast our moment based algorithm works even when the samples are noisy and perturbed from the actual subspace. Our subspace clustering algorithm also has a sample complexity of  $\tilde{\Omega}(m\epsilon^{-2} \log d)$  which is similar (up to log factors) to greedy subspace clustering algorithm by Park et al. [20].

## 4 Experiments

In this section we present the empirical performance of our Whitening and Cancellation algorithms. We consider two of the settings: the Gaussian Mixture Model (GMM), and Latent Dirichlet Allocation (LDA) and test our algorithms on both real and synthetic datasets.

## 4.1 Synthetic dataset

First we compare the sample complexity of our algorithms with the robust tensor decomposition algorithm by Anandkumar et al. [2] for learning mixture models (we refer to this as the Tensor algorithm). For the Cancellation algorithm we compute the optimum  $\lambda$  for cancellation using two different techniques as follows. First, let  $\hat{Z}'_\lambda = V^T \hat{Z}_\lambda V$ , where  $V$  is the matrix of top  $k$  singular vectors of  $\hat{A}$ . In the first method, we perform a line search over positive  $\lambda$  to find the minimum  $\lambda$  such that  $\sigma_k(\hat{Z}'_\lambda)$  falls below certain threshold. This method works well in GMM case. In a second method we minimize the convex function  $\|\hat{Z}'_\lambda\|_* + \lambda$ , subject to  $\lambda \geq 0$ . This method performs better in the case of LDA. Note that for the Cancellation algorithm after estimating  $\lambda$ , instead of using  $m$  and  $A$  to find  $\mu_1$  we can follow the same steps using  $m' = Av$  and  $B$  to recover  $\mu_1$ . Theoretically it has the same performance, however empirically we observe this to work slightly better and we use this version for our experiments.

**Performance metric:** We compute the estimation error of parameter  $\mu_1$  as  $\mathcal{E} = \|\hat{\mu}_1 - \mu_1\|$ . In our figures we plot the quantity “percentage relative error gain” which is defined as  $G = 100(\mathcal{E}_T - \mathcal{E}_A)/\mathcal{E}_T$ , where  $\mathcal{E}_T$  is the Tensor error and  $\mathcal{E}_A$  is the error for Whitening / Cancellation algorithm. Note that a positive error gain implies that the Tensor error is greater than that of the competing algorithm.

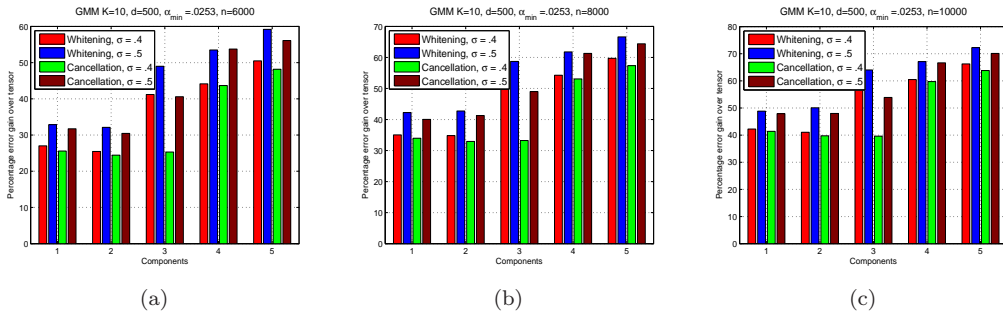


Figure 1: Figure showing the percentage relative error gain by the Whitening and Cancellation algorithm over the Tensor algorithm for 5 components of increasing size, in a GMM with  $k = 10, d = 500, \sigma \in \{.4, .5\}$ , and three different sample complexities (a)  $n = 6000$  (b)  $n = 8000$  (c)  $n = 10000$ . Our algorithms shows increasingly better gain over Tensor as  $\alpha_i, \sigma$  and  $n$  increase.

**Gaussian mixture model:** We generate synthetic datasets for GMM with different  $k, d, \alpha_i, \sigma$ , and  $v$ . Figure 1 shows the percentage relative error gains of the Whitening and Cancellation algorithms over the Tensor algorithm in a GMM with various values of  $k, d, \alpha_i, \sigma$ , and  $n$ . The  $\mu_i$  were generated randomly over the sphere of norm  $r = 10$ . The side information vector  $v$  was chosen as follows. Let  $\{v_1, \dots, v_k\}$  be an orthonormal basis of  $\text{span}\{\mu_1, \dots, \mu_k\}$ , such that  $\{v_2, \dots, v_k\} \in \text{span}\{\mu_2, \dots, \mu_k\}$ . Then we choose  $v = \sqrt{\gamma}v_1 + \sqrt{(1-\gamma)/(k-1)}\sum_{i=2}^k v_i$  for some  $\gamma \in (0, 1)$  such that the condition  $\langle \mu_1, v \rangle > \langle \mu_i, v \rangle$  is satisfied. We observe that in all the cases, our algorithms have lower error (positive error gain) than the Tensor algorithm. Moreover, our methods’ advantage increases with increasing proportion  $\alpha_i$ , increasing sample size  $n$ , and increasing variance  $\sigma$ .

Figure 2 gives an example where the Whitening algorithm can successfully recover even rare components. Here we consider a GMM with  $k = 10, d = 500$  with the rarest component having probability  $\alpha_{min} = .0037$ . Again we observe positive relative error gains over Tensor algorithm for increasing number of samples  $n$ .

In Figure 3 we plot the runtime of the algorithms, and observe that the Whitening and Cancellation algorithms are much faster than the Tensor algorithm.

**Topic Modeling:** We generate a synthetic LDA document corpus according to the model in Blei et al. [16]. The lengths of the documents are generated using a Poisson( $L$ ) distribution where  $L$  is the mean document length. In Figure 4 we plot the percentage relative error gain of the Whitening and Cancellation algorithms over the Tensor algorithm. Our side information was a labeled word  $w$  satisfying  $\mu_1(w) > \mu_i(w)$  for  $i \neq 1$ . Again we observe positive error gains over the Tensor algorithm. Note that the performance varies across topics since the probability of the labeled word is different for each topic.

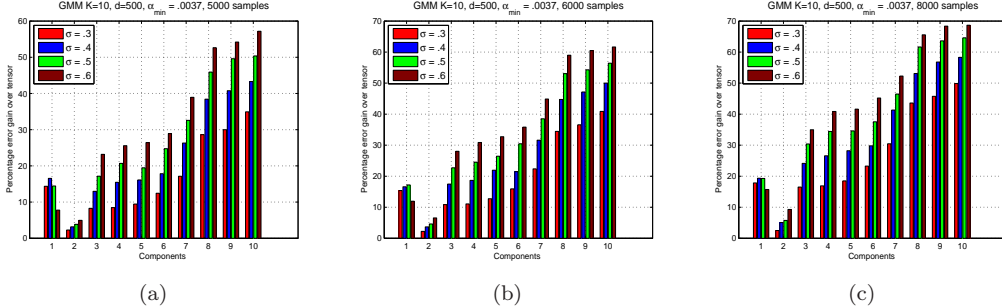


Figure 2: Figure showing the percentage relative error gain of the Whitening algorithm over the Tensor algorithm in presence of rare components ( $\alpha_{min} = .0037$ ), for a GMM with  $k = 10, d = 500, \sigma \in \{.3, .4, .5, .6\}$ , and number of samples (a)  $n = 5000$  (b)  $n = 6000$  (c)  $n = 8000$ . The Whitening algorithm recovers even the rarest component with increasing error gain over Tensor as the number of samples increase.

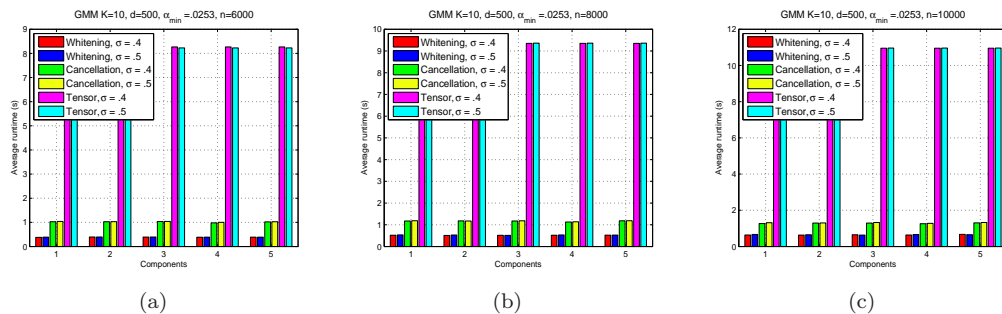


Figure 3: Figure showing the average runtime of Whitening, Cancellation and Tensor algorithms for 5 components of increasing size, in a GMM with  $k = 10, d = 500, \sigma \in \{.4, .5\}$ , and three different sample complexities (a)  $n = 6000$  (b)  $n = 8000$  (c)  $n = 10000$ . Both Whitening and Cancellation algorithms run much faster than Tensor algorithm.

## 4.2 Real Datasets

**Topic Modeling:** In this section we compare the performance of Whitening algorithm with a recent non-negative matrix factorization based topic modeling algorithm by Arora et al. [3] (we refer this as NMF algorithm), and also the semi-supervised version of this NMF algorithm (we refer to this as SS-NMF). We test on two real large datasets; (a) New York Times news article dataset [23] (300,000 articles) (b) Yelp dataset of business reviews [24] (335,022 reviews). We run both algorithms for  $k = 100$  topics. First from the set of topics produced by NMF algorithm we choose a subset of interpretable topics, then we choose labeled words representative of these topics. We test with a set of 62 labeled words for NY Times dataset and 54 labeled words for Yelp dataset. Note that given labeled word  $w_l$  the whitening algorithm produces one topic distribution  $\mu_1$ , but the NMF algorithm finds  $k$  topics. Therefore for NMF algorithm the target topic  $i$  is the one which has the highest probability of the labeled word i.e.,  $\mu_i(w_l)$ . For the semi-supervised NMF we first compute the weighted word-word co-occurrence matrix  $Q_w$  where we re-weight each document by the normalized frequency of the labeled word  $w_l$ . Then we apply the NMF algorithm [3] on this weighted matrix  $Q_w$ .

*Performance metric:* We compare the quality of the topics returned by Whitening, NMF, and SS-NMF algorithms using the pointwise mutual information (PMI) score, known to be a good metric for topic coherence [25, 26]. However in order to also capture the relevance of the estimated topic to the labeled word we compute PMI score for topic  $i$  as,

$$PMI(\text{topic } i) = \frac{1}{20} \sum_{w \in \mathcal{T}_{20}^i} \log \frac{p(w_l, w)}{p(w_l)p(w)}$$

where  $w_l$  is the labeled word,  $\mathcal{T}_{20}^i$  is the set of top 20 words in the  $i$ -th topic. The probabilities  $p(w_l, w), p(w), p(w_l)$  are computed over a larger dataset of English Wikipedia articles to reduce noise [27]. For whitening algorithm

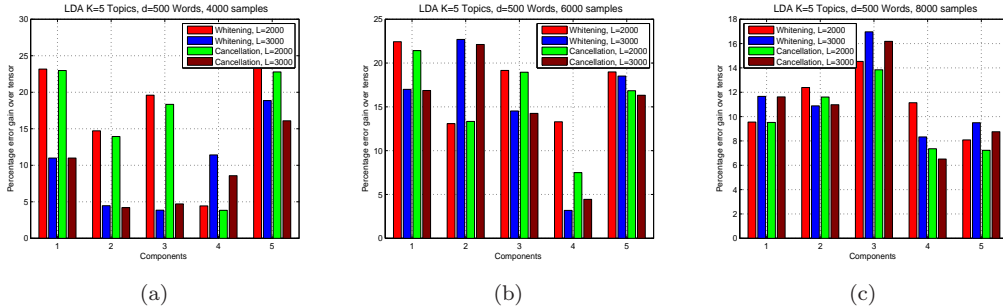


Figure 4: Figure showing the percentage relative error gain in each component of the Whitening and Cancellation algorithms over the Tensor algorithm in an LDA model with  $k = 5, d = 500$ , mean document length  $L \in \{2000, 3000\}$ , and number of documents (a)  $n = 4000$  (b)  $n = 6000$  (c)  $n = 8000$ . Both Whitening and Cancellation algorithms show an improvement over Tensor for all components and with increasing samples.

we choose  $\alpha_0 = .01$ . Note that other supervised topic modeling algorithms e.g. supervised LDA by McAuliffe and Blei [12], labeled LDA by Ramage et al. [28] require a much stronger notion of side-information than just labeled words, hence we could not compare with them.

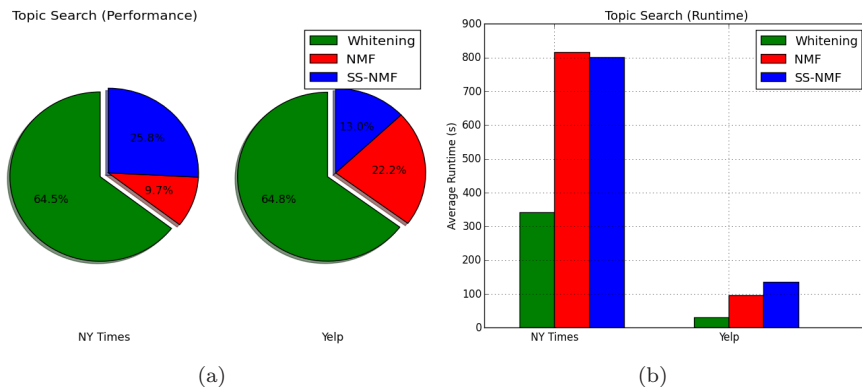


Figure 5: Figure comparing the performance of Whitening, NMF [3], and semi-supervised NMF (SS-NMF) algorithms on NY Times and Yelp datasets. (a) Topics estimated by Whitening algorithm have the best PMI score in 40 out of 62 labeled words for NY Times dataset, and 35 out of 54 labeled words in Yelp dataset. (b) Whitening shows more than 2X speedup over competing algorithm in both datasets.

In Figure 5 (a) we plot the percentage of labeled words for which each algorithm has the best PMI score. Observe that for most labeled words (40 out of 62 labeled words for NY Times dataset, and 35 out of 54 labeled words in Yelp dataset) the Whitening algorithm estimates topic with better PMI score over NMF and SS-NMF algorithms. The Whitening algorithm is also more than twice as fast as NMF and SS-NMF<sup>1</sup> as shown in Figure 5 (b). A complete list of topics and PMI scores returned by the algorithms for every labeled word is presented in Tables 2, 3 of Appendix B. Notice that the Whitening algorithm often estimates more coherent topics which are more relevant to the given labeled word than topics produced by the NMF/SS-NMF algorithm. For example in NY Times dataset with the labeled word *student* the Whitening algorithm returns top five words in the topic as *student, school, teacher, percent, program*; however those returned by NMF algorithm are *test, school, student, ignore, export*; and those by SS-NMF algorithm are *student, university, shooting, shot, rampage*.

**Parallel image segmentation:** One method to perform image segmentation is to use GMM clustering. In this experiment we demonstrate how GMM search algorithm can be used to parallelize image segmentation in vision applications. For this we consider the BSDS500 dataset introduced in Arbelaez et al. [29] and choose a subset

<sup>1</sup>For large corpus the NMF algorithm runs much faster than Gibbs sampling and variational inference based algorithms [3].

Dataset	$N$	$N_W$	$N_K$	$T_W$ (s)	$T_K$ (s)
BSDS test	30	17	13	6.7	81.5
BSDS train	25	12	13	8.2	89.8
BSDS val	15	8	7	10.6	117.2

Table 1: Table comparing the performance of Whitening and s-Kmeans algorithm on BSDS dataset.  $N$  is the total number of images,  $N_W$  is the number of images where segmentation produced by Whitening has a better NMI than s-Kmeans, and  $N_K$  is the number of images where segmentation of s-Kmeans has a better NMI.  $T_W$  is the median runtime of Whitening algorithm and  $T_K$  is the median runtime of s-Kmeans. Whitening runs much faster than s-Kmeans.

of 70 images having less than 4 segments in the ground truth. Note that this dataset has up to six ground truth segmentation by human users for each image. We randomly choose one pixel from each segment in ground truth as side-information  $v$ . We compare our Whitening algorithm with the seeded k-means clustering [30] where the centers are initialized by these side-information pixels (we refer to this as s-Kmeans). The Whitening algorithm uses one pixel from the  $i$ -th cluster to compute  $\mu_i$ , in parallel for every  $i$ , and then it assigns each pixel to its closest  $\mu_i$ . The segmentation quality is compared using normalized mutual information (NMI) metric [31]. To avoid local minimum in s-Kmeans we consider the maximum NMI over 5 initializations of side-information for each ground truth, and then we compute average NMI over all ground truths for an image.




Figure 6: Figure comparing the performance of image segmentation by Whitening (row 3) and s-Kmeans (row 2) algorithms, with images selected from the BSDS500 dataset. The side-information pixels are shown in red plus in the original image (row 1). In the segmented images (rows 2, 3) the segments are shown in different shades. Observe that the Whitening algorithm often isolates the foreground segment better than s-Kmeans.

We summarize our result in Table 1. Observe that the Whitening algorithm has a slightly better NMI performance over s-Kmeans in the BSDS test dataset and similar performance in BSDS train and BSDS val datasets. However the Whitening algorithm runs an order of magnitude faster than s-Kmeans.

## 5 Conclusion and Discussion

In this paper we developed a new, simple and flexible framework for incorporating side information into mixture model learning. The underlying motivation was to provide a principled way to take into account extra input (e.g. generated by human data analysts etc.). Even for cases where this input is very limited compared to the size/dimensionality of the data, we show meaningful statistical and computational performance improvement over baseline unsupervised and semi-supervised methods. More generally, developing methods which work with very limited human input is a promising research endeavor, in our opinion.

## Acknowledgement

We would like to acknowledge support from NSF grants CNS-1320175, 0954059, ARO grants W911NF-15-1-0227, W911NF-14-1-0387, W911NF-16-1-0377, and the US DoT supported D- STOP Tier 1 University Transportation Center.

## References

- [1] Karl Pearson. Contributions to the mathematical theory of evolution. *Philosophical Transactions of the Royal Society of London. A*, pages 71–110, 1894.
- [2] Animashree Anandkumar, Rong Ge, Daniel Hsu, Sham M Kakade, and Matus Telgarsky. Tensor decompositions for learning latent variable models. *The Journal of Machine Learning Research*, 15(1):2773–2832, 2014.
- [3] Sanjeev Arora, Rong Ge, Yoni Halpern, David Mimno, Ankur Moitra, David Sontag, Yichen Wu, and Michael Zhu. A practical algorithm for topic modeling with provable guarantees. *arXiv preprint arXiv:1212.4777*, 2012.
- [4] Arthur P Dempster, Nan M Laird, and Donald B Rubin. Maximum likelihood from incomplete data via the em algorithm. *Journal of the royal statistical society. Series B (methodological)*, pages 1–38, 1977.
- [5] Richard A Redner and Homer F Walker. Mixture densities, maximum likelihood and the em algorithm. *SIAM review*, 26(2):195–239, 1984.
- [6] Ankur Moitra and Gregory Valiant. Settling the polynomial learnability of mixtures of gaussians. In *Foundations of Computer Science (FOCS), 2010 51st Annual IEEE Symposium on*, pages 93–102. IEEE, 2010.
- [7] Moritz Hardt and Eric Price. Tight bounds for learning a mixture of two gaussians. *arXiv preprint arXiv:1404.4997*, 2014.
- [8] Daniel Hsu and Sham M Kakade. Learning mixtures of spherical gaussians: moment methods and spectral decompositions. In *Proceedings of the 4th conference on Innovations in Theoretical Computer Science*, pages 11–20. ACM, 2013.
- [9] Eric P Xing, Michael I Jordan, Stuart Russell, and Andrew Y Ng. Distance metric learning with application to clustering with side-information. In *Advances in neural information processing systems*, pages 505–512, 2002.
- [10] Tianbao Yang, Rong Jin, and Anil K Jain. Learning from noisy side information by generalized maximum entropy model. In *Proceedings of the 27th International Conference on Machine Learning (ICML-10)*, pages 1199–1206, 2010.
- [11] Pirkko Kuusela and Daniel Ocone. Learning with side information: Pac learning bounds. *Journal of Computer and System Sciences*, 68(3):521–545, 2004.
- [12] Jon D Mcauliffe and David M Blei. Supervised topic models. In *Advances in neural information processing systems*, pages 121–128, 2008.
- [13] Michal Rosen-Zvi, Thomas Griffiths, Mark Steyvers, and Padhraic Smyth. In *Proceedings of the 20th conference on Uncertainty in Artificial Intelligence*, pages 487–494, 2004.
- [14] Yue Lu and Chengxiang Zhai. Opinion integration through semi-supervised topic modeling. In *Proceedings of the 17th International Conference on World Wide Web*, pages 121–130. ACM, 2008.
- [15] Olivier Chapelle, Bernhard Schölkopf, and Alexander Zien, editors. *Semi-supervised learning*. MIT press Cambridge, 2006.

- [16] David M Blei, Andrew Y Ng, and Michael I Jordan. Latent dirichlet allocation. *Journal of machine Learning research*, 3:993–1022, 2003.
- [17] Yudong Chen, Xinyang Yi, and Constantine Caramanis. A convex formulation for mixed regression with two components: Minimax optimal rates. In *COLT*, pages 560–604, 2014.
- [18] Xinyang Yi, Constantine Caramanis, and Sujay Sanghavi. Alternating minimization for mixed linear regression. *arXiv preprint arXiv:1310.3745*, 2014.
- [19] Hanie Sedghi, Majid Janzamin, and Anima Anandkumar. Provable tensor methods for learning mixtures of generalized linear models. *arXiv preprint arXiv:1412.3046*, 2014.
- [20] Dohyung Park, Constantine Caramanis, and Sujay Sanghavi. Greedy subspace clustering. In *Advances in Neural Information Processing Systems*, pages 2753–2761, 2014.
- [21] Ehsan Elhamifar and René Vidal. Sparse subspace clustering. In *Computer Vision and Pattern Recognition, 2009. CVPR 2009. IEEE Conference on*, pages 2790–2797. IEEE, 2009.
- [22] Mahdi Soltanolkotabi and Emmanuel J Candes. A geometric analysis of subspace clustering with outliers. *The Annals of Statistics*, pages 2195–2238, 2012.
- [23] UCI. NY Times dataset, 2008. <http://mlr.cs.umass.edu/ml/machine-learning-databases/>.
- [24] Yelp. Yelp dataset, 2014. [http://www.yelp.com/dataset\\_challenge/](http://www.yelp.com/dataset_challenge/).
- [25] David Newman, Jey Han Lau, Karl Grieser, and Timothy Baldwin. Automatic evaluation of topic coherence. In *Human Language Technologies: The 2010 Annual Conf. of the North American Chapter of the Association for Computational Linguistics*, pages 100–108. Association for Computational Linguistics, 2010.
- [26] M. Röder, A. Both, and A. Hinneburg. Exploring the space of topic coherence measures. In *Proceedings of the eighth ACM international conference on Web search and data mining*, pages 399–408. ACM, 2015.
- [27] David Newman, Edwin V Bonilla, and Wray Buntine. Improving topic coherence with regularized topic models. In *Advances in neural information processing systems*, pages 496–504, 2011.
- [28] Daniel Ramage, David Hall, Ramesh Nallapati, and Christopher D Manning. Labeled lda: A supervised topic model for credit attribution in multi-labeled corpora. In *Proc. of the 2009 Conf. on Empirical Methods in Natural Language Processing: Volume 1-Volume 1*, pages 248–256. Association for Computational Linguistics, 2009.
- [29] Pablo Arbelaez, Michael Maire, Charless Fowlkes, and Jitendra Malik. Contour detection and hierarchical image segmentation. *IEEE Trans. Pattern Anal. Mach. Intell.*, 33(5):898–916, May 2011.
- [30] Sugato Basu, Arindam Banerjee, and Raymond Mooney. Semi-supervised clustering by seeding. In *In Proceedings of 19th International Conference on Machine Learning (ICML-2002)*, 2002.
- [31] Christopher D Manning, Prabhakar Raghavan, Hinrich Schütze, et al. *Introduction to information retrieval*, volume 1. Cambridge university press Cambridge, 2008.
- [32] Joel Tropp. An introduction to matrix concentration inequalities. *arXiv preprint arXiv:1501.01571*, 2015.

## Appendix A More experiments for Gaussian mixture models

In Figure 7 we show the sensitivity of the Whitening and Cancellation algorithms in GMM with  $k = 20$ ,  $d = 500$ , all equal probability components, and two different values of  $\sigma$  and  $n$ . Observe that the percentage error gain of the algorithms decreases with decreasing values of  $\delta = \min_{i \neq 1} \frac{\langle \mu_1, v \rangle}{\langle \mu_i, v \rangle}$ , as we would expect, and it eventually becomes negative when the performance become worse than Tensor algorithm. Also here the Cancellation algorithm shows lesser sensitivity, hence better performance compared to the Whitening algorithm.

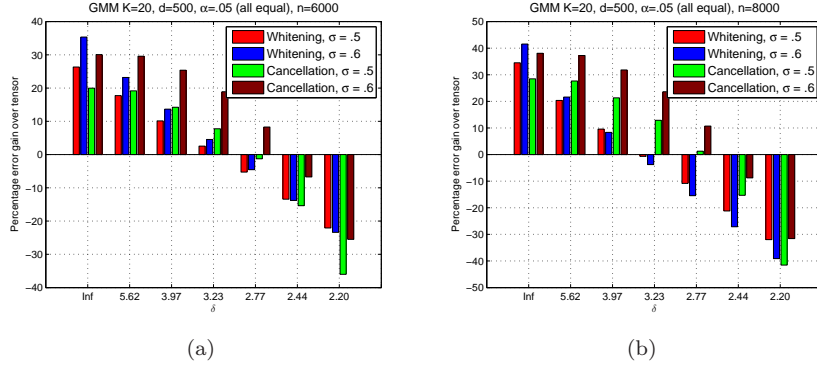


Figure 7: Sensitivity plots showing how the percentage relative error gain of the Whitening and Cancellation algorithms over the Tensor algorithm decrease with decreasing values of the parameter  $\delta = \min_{i \neq 1} \frac{\langle \mu_1, v \rangle}{\langle \mu_i, v \rangle}$ , in GMM with  $k = 20$ ,  $d = 500$ , all equal probability components, for different values of variance  $\sigma \in \{.5, .6\}$ , and two different sample complexities (a)  $n = 6000$  (b)  $n = 8000$ .

## Appendix B Complete results on New York Times and Yelp dataset

In this section we provide more detailed result of our experiments on NY Times and Yelp datasets. In Tables 2, 3 we show for every labeled word, the top five words in the topics computed by Whitening, NMF, and SS-NMF algorithms along with their corresponding PMI scores.

Table 2: Results of topic search by Whitening and NMF algorithms on NYtimes dataset of 300,000 news articles using  $K = 100$  topics and 62 labeled words.

NY Times dataset							
Label word	Algo	topword-1	topword-2	topword-3	topword-4	topword-5	NMI
passenger	Whitening	flight	security	passenger	airport	hour	0.1424
	NMF	security	government	official	percent	bill	0.0499
	SSNMF	passenger	plane	flight	fire	crash	0.1711
coach	Whitening	coach	season	job	team	head	0.2637
	NMF	team	coach	season	player	jet	0.1740
	SSNMF	coach	arrived	assistant	defenseman	ended	0.1756
art	Whitening	information	question	today	eastern	daily	0.0255
	NMF	art	show	dessert	book	home	0.0769
	SSNMF	art	artist	show	painting	museum	0.1250
campaign	Whitening	campaign	al gore	money	political	republican	0.1530
	NMF	al gore	campaign	george bush	president	bush	0.1608
	SSNMF	nra	florida	article	senator	presidential	0.0926
energy	Whitening	corp	meeting	list	dividend	partial	0.0815



	NMF SSNMF	corp partial	meeting energy	list dividend	group meeting	dividend corp	0.0570 0.0254
tax	Whitening NMF SSNMF	tax graf tax	cut president income	taxes bush cut	percent mail taxes	income information site	0.2126 0.0722 0.2279
chef	Whitening NMF SSNMF	cup buy tobacco	minutes panelist chef	food flavor restaurant	article thought pastry	add product article	0.0227 0.0130 0.1495
oil	Whitening NMF SSNMF	oil oil oil	cup million company	minutes prices listing	prices percent largest	companies market brazil	0.1460 0.0928 0.0902
court	Whitening NMF SSNMF	court official chicago	case court court	law case decision	decision attack ruling	lawyer government justices	0.2288 0.1285 0.1834
election	Whitening NMF SSNMF	election election gained	ballot ballot election	vote al gore article	voter bush presidential	florida vote independence	0.2132 0.2155 0.1702
lawyer	Whitening NMF SSNMF	case official lawyer	court court rat	lawyer case legal	death attack client	trial government jokes	0.1830 0.1017 0.1314
anthrax	Whitening NMF SSNMF	mail anthrax anthrax	official official poverty	anthrax mail cb	attack worker show	worker letter return	0.0600 0.0156 -0.0776
golf	Whitening	tiger	shot	round	player	tour	0.1288
	NMF	wood tiger wood	shot	round	player	play	0.1356
	SSNMF	misstated	master	tee	hit	golf	0.1356
bacteria	Whitening NMF SSNMF	mail anthrax mas	anthrax official bacteria	official mail con	test worker una	found letter anos	-0.0763 -0.1097 -0.2420
film	Whitening NMF SSNMF	film article kiss	movie misstated film	director new york actress	character company article	actor million role	0.1906 0.0288 0.1295
tourist	Whitening NMF	million team	www tour	percent lance arm- strong	building won	night race	0.0481 -0.0405
	SSNMF	tourist	million	visitor	official	campaign	0.0995
horse	Whitening NMF	race race	won won	win horse	run win	track kentucky derby	0.1129 0.1338
	SSNMF	horse	truck	road	official	killed	0.0433
republican	Whitening	campaign	george bush	bush	election	republican	0.2449
	NMF	al gore	campaign	george bush	president	bush	0.1868
	SSNMF	republican	democrat	democratic	house	parties	0.1053
computer	Whitening NMF	computer company	system computer	microsoft microsoft	program system	software companies	0.1904 0.1533
	SSNMF	computer	chip	mail	program	buy	0.1903
palestinian	Whitening	palestinian	israel	israeli	yasser arafat	peace	0.2189

	NMF	palestinian	israel	official	israeli	yasser arafat	0.1950
	SSNMF	palestinian	reformer	reform	authority	arab	0.1519
movie	Whitening NMF	film	movie	director	character	actor	0.1492
	SSNMF	film	show	actor	movie	thought	0.0901
tennis	Whitening NMF	red sox	movie	interview	seattle	host	0.0388
	SSNMF	player	game	play	game	women	0.1054
fight	Whitening NMF	game	play	player	point	andre agassi	0.1187
	SSNMF	motif	tennis	season	pros	image	0.1480
music	Whitening NMF	won	night	fight	win	sport	0.0566
	SSNMF	fight	mike tyson	lennox lewis	million	round	0.1181
music	Whitening NMF	music	song	record	album	band	0.2298
	SSNMF	music	company	million	companies	napster	0.0812
tablespoon	Whitening NMF	music	mp3	customer	digital	online	0.0150
	SSNMF	cup	minutes	add	oil	tablespoon	0.0608
nuclear	Whitening NMF	cup	minutes	add	tablespoon	water	0.0431
	SSNMF	coffee	bean	tablespoon	cup	ground	-0.0765
racing	Whitening NMF	bush	US	official	system	administration	0.1223
	SSNMF	official	bush	government	US	nuclear	0.1356
war	Whitening NMF	ibm	nuclear	computer	research	fastest	-0.0253
	SSNMF	race	car	driver	team	season	0.1443
quarterback	Whitening NMF	car	race	driver	team	season	0.1319
	SSNMF	sport	file	los angeles	racing	notebook	-0.0640
war	Whitening NMF	military	taliban	war	afghanistan	us	0.0916
	SSNMF	taliban	official	afghanistan	government	us	0.0796
quarterback	Whitening NMF	russian	war	chechnya	army	veteran	0.1296
	SSNMF	yard	season	game	play	team	0.2389
stock	Whitening NMF	game	team	play	yard	season	0.1773
	SSNMF	effort	quarterback	ucla	heroic	alabama	0.1472
ball	Whitening NMF	stock	market	percent	company	fund	0.1585
	SSNMF	percent	stock	market	company	companies	0.1338
patient	Whitening NMF	stock	market	price	shares	investment	0.0507
	SSNMF	game	run	yard	play	hit	0.1782
champion	Whitening NMF	run	game	inning	hit	season	0.1361
	SSNMF	ball	hit	run	inning	home	0.1708
business	Whitening NMF	patient	doctor	care	health	drug	0.2532
	SSNMF	official	virus	percent	new york	found	0.1003
government	Whitening NMF	patient	study	doctor	article	brain	0.1334
	SSNMF	won	win	round	shot	tiger wood	0.1029
business	Whitening NMF	fight	mike tyson	lennox lewis	million	round	0.0955
	SSNMF	olympic	champion	final	meet	medalist	0.1177
government	Whitening NMF	business	company	question	information	companies	0.0887
	SSNMF	information	eastern	commentary	daily	business	0.0311
season	Whitening NMF	publication	business	send	released	businesses	0.0996
	SSNMF	government	official	country	federal	political	0.1524
season	Whitening NMF	graf	president	bush	mail	information	0.0767
	SSNMF	program	government	computer	local	newspaper	0.0784
season	Whitening	season	team	game	games	play	0.1799

	NMF SSNMF	team season	game cotton	season fact	play simple	games variety	0.1406 0.0626
prison	Whitening NMF SSNMF	death advise prison	case spot inmates	lawyer earlier security	court held population	trial today bed	0.1333 -0.0340 0.1472
internet	Whitening NMF SSNMF	file file wonderful	spot spot mail	internet new york al gore	read sport george bush	output los angeles message	0.0359 0.0228 0.0766
rain	Whitening NMF SSNMF	air air chicago sun times	part wind nominated	high shower rain	wind rain east	rain storm thought	0.1963 0.1939 0.0179
game	Whitening NMF SSNMF	game team covering	team game game	play season tonight	games play coverage	season games celebration	0.2000 0.1722 0.0531
voter	Whitening NMF SSNMF	election election voter	ballot ballot poll	vote al gore percent	percent bush primary	voter vote election	0.2068 0.1870 0.2067
baseball	Whitening NMF	player team	team chicago white sox	season mariner	game season	sport player	0.1691 0.1803
	SSNMF	velocity	baseball	air	shot	test	0.0629
student	Whitening NMF SSNMF	student test student	school school university	teacher student shooting	percent ignore shot	program export rampage	0.2077 0.0729 0.1396
	Whitening NMF SSNMF	president graf hedge	vice president president	white house bush television	george bush mail broadway	executive information produced	0.2116 0.0758 0.0226
afghan	Whitening NMF SSNMF	taliban taliban afghan	afghanistan official afghanistan	military afghanistan blanket	us government friend	war us country	0.1684 0.1413 0.0577
medal	Whitening NMF	team team	games tour	won lance arm- strong	women won	american race	0.1822 0.0348
	SSNMF	endit	medal	honor	winner	newspaper	0.0786
teacher	Whitening NMF SSNMF	school test teacher	student school program	teacher student pay	high ignore school	program export teaching	0.1566 0.0388 0.1499
television	Whitening NMF	show los ange- les daily new	home spot	network newspaper	television new york	night show	0.1721 0.1456
	SSNMF	clinton	home	television	survived	tonight	-0.0090
democratic	Whitening NMF	al gore al gore	campaign campaign	election george bush	political president	republican bush	0.1837 0.1677
	SSNMF	environmental	democratic	national commit- tee	nominee	fund	0.0813
onion	Whitening	cup	minutes	add	oil	tablespoon	0.1039

	NMF SSNMF	cup flavor	minutes panelist	add ounces	tablespoon buy	water onion	0.1072 0.1188
campus	Whitening NMF SSNMF	student game campus	school season operation	college team aol	teacher play building	program coach center	0.1314 -0.0595 0.0645
car	Whitening NMF SSNMF	car car car	driver race team	race driver race	racing team driver	seat season winston cup	0.2047 0.1222 0.1516
industry	Whitening NMF SSNMF	companies music xxx	percent company show	company million trade	business companies software	industry napster entertainment	0.1430 0.0821 0.1161
planet	Whitening NMF SSNMF	film wire captor	today inadvertently planet	system kill film	movie mandatory kill	team today astronomer	-0.0054 -0.0750 0.0949
credit	Whitening NMF SSNMF	bill bill donation	money tax card	member bush credit	system member account	number percent voted	0.1257 0.0287 0.1382
race	Whitening NMF SSNMF	race car amazing	car race race	driver driver show	won team tonight	win season sit	0.1917 0.1814 0.0502
wine	Whitening NMF SSNMF	cup wine wine	minutes wines wines	food percent bottle	add company bottles	oil million age	0.0499 0.0748 0.1082
prosecutor	Whitening NMF SSNMF	case official prosecutor	death court lawyer	lawyer case attorney	court attack incorrectly	trial government general	0.1952 0.1363 0.1406
team	Whitening NMF SSNMF	team team team	season game qualify	game season olympic	player play article	play games member	0.1654 0.1558 0.1530
economy	Whitening NMF SSNMF	percent percent percent	market stock economy	economy market quarter	stock company rate	cut companies recession	0.1528 0.1048 0.1452
wind	Whitening NMF SSNMF	air air wash	high wind wind	part shower school	wind rain winter	rain storm white	0.1909 0.1895 0.1902
software	Whitening NMF SSNMF	microsoft company xxx	computer computer software	system microsoft industry	company system show	software companies trade	0.1981 0.1911 0.1222

Table 3: Results of topic search by Whitening and NMF algorithms on Yelp dataset of 335,022 reviews of businesses using  $K = 100$  topics and 54 labeled words.

Yelp dataset							
Label word	Algo	topword-1	topword-2	topword-3	topword-4	topword-5	NMI
cheese	Whitening NMF SSNMF	cheese bagel bartender	pizza coffee cheese	time bagels tasty	sandwich cheese made	back sandwich server	0.1842 0.1666 0.0555
salon	Whitening NMF	hair hair	salon absolute	nails cut	nail beautiful	back salon	0.0678 -0.0192

	SSNMF	salon	manicure	back	nail	clean	0.0375
mexican	Whitening	mexican	burrrito	tacos	salsa	cheese	0.0506
	NMF	mexican	fresh	burrrito	tacos	time	0.0389
	SSNMF	exit	mexican	bland	restaurants	world	-0.0720
chinese	Whitening	chicken	chinese	rice	hot	fast	0.0978
	NMF	chicken	chinese	fast	rice	time	0.0717
	SSNMF	chinese	area	type	lot	east	0.0455
tea	Whitening	coffee	find	things	tea	starbucks	0.1079
	NMF	find	store	things	tea	oil	0.0470
	SSNMF	tea	coffee	starbucks	safeway	ice	0.1787
sushi	Whitening	sushi	roll	happy	rolls	fish	0.0330
	NMF	cooks	fun	hash	browns	reasonable	-0.0441
	SSNMF	2nd	sushi	time	location	amazing	-0.1112
nail	Whitening	nails	nail	pedicure	salon	time	0.1385
	NMF	nails	nail	pedicure	time	salon	0.1316
	SSNMF	nail	nails	grandma	cut	make	0.0658
wash	Whitening	car	wash	clean	time	job	0.0617
	NMF	car	wash	back	time	job	0.0583
	SSNMF	car	wash	feels	clean	time	0.0290
insurance	Whitening	years	business	office	recommend	family	0.0856
	NMF	office	work	walk	time	insurance	0.0189
	SSNMF	insurance	years	business	steve	saved	0.0459
cream	Whitening	ice	cream	chocolate	cold	wait	0.1739
	NMF	ice	cream	school	cone	kids	0.1111
	SSNMF	cream	ice	wait	stone	cold	0.1494
hair	Whitening	hair	beautiful	absolute	years	salon	0.0749
	NMF	hair	absolute	cut	beautiful	salon	0.0507
	SSNMF	beautiful	hair	years	cut	time	0.0532
yoga	Whitening	classes	class	yoga	studio	gym	0.0928
	NMF	yoga	classes	class	studio	time	0.0816
	SSNMF	yoga	practice	dave	feel	amazing	0.0391
tire	Whitening	tire	tires	oil	car	discount	0.0739
	NMF	tire	car	tires	back	time	0.0634
	SSNMF	tire	tires	car	discount	time	0.0274
vietnamese	Whitening	time	chicken	thai	rice	chinese	-0.0442
	NMF	pho	chicken	rice	sauce	back	0.0825
	SSNMF	vietnamese	cake	chinese	back	fresh	-0.0105
donuts	Whitening	donuts	fresh	coffee	donut	chocolate	-0.0349
	NMF	donuts	coffee	donut	store	location	-0.0040
	SSNMF	donuts	donut	chocolate	time	selection	-0.1298
crust	Whitening	pizza	crust	wings	sauce	cheese	0.0068
	NMF	pizza	crust	wings	time	cheese	-0.0503
	SSNMF	min	pizza	crust	hut	pretty	-0.1131
ice	Whitening	ice	cream	cold	chocolate	flavors	0.1234
	NMF	ice	cream	school	cone	kids	0.0718
	SSNMF	ice	cream	wait	stone	cold	0.1312
pharmacy	Whitening	store	location	big	feel	kids	0.0075
	NMF	store	time	location	pharmacy	helpful	0.0049
	SSNMF	pharmacy	customer	clean	safeway	rude	-0.0127
beer	Whitening	bar	time	beer	wings	drinks	0.0900
	NMF	pizza	brick	pretty	bar	box	-0.0190
	SSNMF	beers	beer	operated	hand	locally	0.0817
bike	Whitening	bike	shop	guys	tires	back	0.0053

	NMF SSNMF	bike bike	shop time	back gun	bikes pretty	time store	0.0525 -0.0293
yogurt	Whitening NMF SSNMF	yogurt yogurt yogurt	flavors flavors flavors	toppings toppings back	frozen frozen ice	chocolate chocolate shop	0.0659 0.0420 -0.1370
korean	Whitening NMF SSNMF	sushi magazine korean	chinese market chicken	time farmer pretty	fresh farmers fried	rice boston spicy	-0.0311 -0.0702 0.0376
pizza	Whitening NMF SSNMF	pizza pizza pizza	crust brick ride	wings pretty brick	time bar long	cheese box red	0.1491 0.0582 0.0518
coffee	Whitening NMF SSNMF	coffee coffee coffee	starbucks busy starbucks	donuts starbucks drinks	tea ice latte	time cream work	0.2728 0.2613 0.0974
sandwich	Whitening NMF SSNMF	sandwich sandwich sandwich	subway subway sandwiches	sandwiches fresh ham	bread bread chips	time location limited	0.1714 0.1311 0.0083
pho	Whitening NMF SSNMF	time pho pho	thai chicken rice	rice rice beef	sauce sauce vietnamese	back back sauce	-0.2046 -0.1096 -0.0911
gym	Whitening NMF SSNMF	classes link gym	class open fitness	work isn work	gym working open	yoga fast time	0.1518 -0.0304 0.1117
park	Whitening NMF SSNMF	dog park park	park dog dog	dogs time dogs	area area lake	kids trail area	0.1099 0.1023 0.1303
latte	Whitening NMF SSNMF	coffee coffee latte	starbucks busy location	drink starbucks work	time ice drink	make cream drinks	-0.1617 0.0802 -0.0539
trail	Whitening NMF SSNMF	park park trail	area dog parking	phoenix time street	time area major	lot trail easy	0.1356 0.1049 0.0267
dentist	Whitening NMF SSNMF	office office dentist	years dentist office	dentist time insurance	experience work made	work years teeth	0.0734 0.1169 0.0766
starbucks	Whitening NMF SSNMF	starbucks coffee starbucks	drink busy drink	coffee starbucks argue	drinks ice smile	times cream times	-0.0972 -0.0477 -0.1099
taco	Whitening NMF SSNMF	taco mexican taco	bell fresh bell	tacos burrito ghetto	fast tacos pizza	sauce time location	0.0994 0.1875 -0.0042
salsa	Whitening NMF SSNMF	mexican mexican salsa	burrito fresh fresh	tacos burrito tacos	salsa tacos baja	fresh time fish	0.0887 0.0267 -0.0697
thai	Whitening NMF SSNMF	thai thai thai	rice chicken pad	chinese rice tea	hot back dish	chicken sauce green	0.0691 0.1164 0.0275
chocolate	Whitening NMF SSNMF	yogurt gelato chocolate	flavors flavors caramel	chocolate chocolate factory	cream ice dark	ice cream covered	0.1923 0.1641 0.1943
bar	Whitening NMF	bar pizza	drinks brick	night pretty	time bar	beer box	0.0142 -0.0143

	SSNMF	bar	bit	big	seating	beer	-0.0086
noodle	Whitening	chicken	chinese	rice	thai	sauce	0.2423
	NMF	pho	chicken	rice	sauce	back	0.2630
	SSNMF	chicken	noodle	rice	back	sauces	0.0910
burrito	Whitening	burrito	mexican	stars	tacos	salsa	0.1320
	NMF	mexican	fresh	burrito	tacos	time	0.0638
	SSNMF	stars	burrito	green	sauce	mexican	0.0467
salad	Whitening	salad	chicken	fresh	sandwich	bar	0.1780
	NMF	pizza	brick	pretty	bar	box	-0.0220
	SSNMF	salad	bar	salads	soup	competitors	-0.0123
burger	Whitening	burger	fries	burgers	fast	time	0.1489
	NMF	link	open	isn	working	fast	0.0159
	SSNMF	stale	burger	meat	bite	king	0.0322
hike	Whitening	park	area	time	lot	back	0.0572
	NMF	park	dog	time	area	trail	0.0747
	SSNMF	hike	park	rock	mountain	water	0.1255
pedicure	Whitening	nails	nail	pedicure	job	salon	0.0189
	NMF	nails	nail	pedicure	time	salon	0.0158
	SSNMF	pedicure	job	nail	close	home	-0.0931
fries	Whitening	burger	fries	burgers	fast	cheese	-0.0413
	NMF	cut	wait	time	hair	manager	-0.2616
	SSNMF	fries	grease	dirty	dark	slow	-0.1629
dog	Whitening	dog	dogs	park	pet	hot	0.1501
	NMF	dog	tony	cut	dogs	style	0.0751
	SSNMF	dog	door	tie	made	serve	0.0080
panda	Whitening	chicken	fast	chinese	rice	time	-0.1488
	NMF	chicken	chinese	fast	rice	time	-0.1291
	SSNMF	panda	orange	rice	fried	bad	-0.1327
beans	Whitening	mexican	burrito	chicken	tacos	salsa	-0.0550
	NMF	mexican	fresh	burrito	tacos	time	-0.1419
	SSNMF	trouble	beans	rice	chicken	marinated	-0.1233
subway	Whitening	subway	sandwich	clean	fresh	location	-0.0074
	NMF	sandwich	subway	fresh	bread	location	-0.0445
	SSNMF	subway	location	clean	super	sandwich	-0.0524
car	Whitening	car	wash	back	time	work	0.1064
	NMF	car	wash	back	time	job	0.0874
	SSNMF	visited	car	back	job	weeks	0.0353
cake	Whitening	found	cake	chocolate	shop	yogurt	0.0754
	NMF	back	time	shop	cake	found	0.0099
	SSNMF	cake	wanted	wedding	flavor	perfect	0.0416
steak	Whitening	location	fast	makes	feel	quality	-0.0672
	NMF	prices	selection	quality	family	helpful	-0.1569
	SSNMF	difference	fast	steak	sandwiches	subs	-0.1672
curry	Whitening	thai	chicken	rice	chinese	hot	0.1482
	NMF	thai	chicken	rice	back	sauce	0.1903
	SSNMF	chicken	stew	brown	curry	rice	0.0047
massage	Whitening	massage	back	amazing	years	spa	0.1359
	NMF	massage	time	back	amazing	hour	-0.0035
	SSNMF	massage	arts	experience	amazing	hour	-0.0168
italian	Whitening	sandwich	pizza	time	back	bread	-0.0254
	NMF	gelato	flavors	chocolate	ice	cream	0.0241
	SSNMF	ice	italian	flavors	cream	chocolate	-0.0231

## Appendix C Computation of $A, B$ for different models

This section outlines the construction of matrices  $A, B$  in various models via different moment computations. We first introduce some basic tensor notations used in our proofs. Let  $x, y, z \in \mathbb{R}^d$  be three  $d$  dimensional vectors. Then the order-3 tensor  $T_3 = x \otimes y \otimes z$  is defined as  $T_3(i, j, k) = x(i)y(j)z(k)$ , for  $i, j, k \in [d]$ . Similarly the order-2 tensor  $T_2 = x \otimes y$  is equivalent to the matrix outer product  $T_2 = xy^T$ . Finally let  $v \in \mathbb{R}^d$  be another  $d$  dimensional vector,  $I$  be the  $d$  dimensional identity matrix. The tensor contraction  $T_3(I, I, v)$  is equal to the order-2 tensor  $T_3(I, I, v) = \langle z, v \rangle x \otimes y$ , which is again equivalent to the matrix  $T_3(I, I, v) = \langle z, v \rangle xy^T$ . For order-2 tensors we will use the tensor and matrix notations interchangeably.

### C.1 GMM moments

In this section we prove how the required matrices  $A, B$  can be computed in the GMM model. We restate the following useful theorem from [8] which computes three tensor moments for the GMM model.

**Theorem 7** (Hsu et al.[8]). *Consider the GMM model with means  $\{\mu_1, \dots, \mu_k\}$  and corresponding variances  $\{\sigma_1^2, \dots, \sigma_k^2\}$ , and  $\alpha_i$  denote the proportion of the  $i$ -th component in the mixture. Let  $\sigma^2 = \sum_{i=1}^k \alpha_i \sigma_i^2$  be the smallest eigenvalue of the covariance matrix  $\mathbb{E}[(x - \mathbb{E}[x])(x - \mathbb{E}[x])^T]$  (note that since  $\sum \alpha_i \mu_i \mu_i^T$  has rank  $k$ , this is the same as the  $k + 1$ -th-largest eigenvalue), and  $u$  be a unit norm eigenvector corresponding to the eigenvalue  $\sigma^2$ . Define*

$$\begin{aligned} \tilde{m} &= \mathbb{E}[x(u^T(x - \mathbb{E}[x]))^2], \quad M_2 = \mathbb{E}[x \otimes x] - \sigma^2 I \\ M_3 &= \mathbb{E}[x \otimes x \otimes x] - \sum_{i=1}^d (\tilde{m} \otimes e_i \otimes e_i + e_i \otimes \tilde{m} \otimes e_i + e_i \otimes e_i \otimes \tilde{m}) \end{aligned}$$

where  $\{e_1, \dots, e_d\}$  form standard basis of  $\mathbb{R}^d$ . Then,

$$\tilde{m} = \sum_{i=1}^k \alpha_i \sigma_i^2 \mu_i, \quad M_2 = \sum_{i=1}^k \alpha_i \mu_i \otimes \mu_i, \quad M_3 = \sum_{i=1}^k \alpha_i \mu_i \otimes \mu_i \otimes \mu_i.$$

**Theorem 8.** *In the GMM model define*

$$\begin{aligned} m &= \mathbb{E}[x], \quad A = \mathbb{E}[xx^T] - \sigma^2 I_d \\ B &= \mathbb{E}[\langle x, v \rangle xx^T] - \tilde{m}v^T - v\tilde{m}^T - \langle \tilde{m}, v \rangle I_d \end{aligned}$$

Then,  $m = \sum_i \alpha_i \mu_i$ ,  $A = \sum_{i=1}^k \alpha_i \mu_i \mu_i^T$  and  $B = \sum_{i=1}^k \alpha_i \langle \mu_i, v \rangle \mu_i \mu_i^T$

*Proof.* The expression for  $m$ ,  $A$  follows directly from Theorem 7 by noting that  $A = M_2$  and  $\mu_i \otimes \mu_i = \mu_i \mu_i^T$ . To compute  $B$  consider the tensor contraction  $M_3(I, I, v)$ ,  $M_3$  as in Theorem 7. Then,

$$\begin{aligned} M_3(I, I, v) &= \mathbb{E}[\langle x, v \rangle x \otimes x] - \sum_{i=1}^d (v(i) \tilde{m} \otimes e_i + v(i) e_i \otimes \tilde{m} + \langle \tilde{m}, v \rangle e_i \otimes e_i) \\ &= \mathbb{E}[\langle x, v \rangle xx^T] - \sum_{i=1}^d (v(i) \tilde{m} e_i^T + v(i) e_i \tilde{m}^T + \langle \tilde{m}, v \rangle e_i e_i^T) \\ &= \mathbb{E}[\langle x, v \rangle xx^T] - \tilde{m}v^T - v\tilde{m}^T - \langle \tilde{m}, v \rangle I_d = B \end{aligned}$$

Also from Theorem 7,  $M_3(I, I, v) = \sum_{i=1}^k \alpha_i \langle \mu_i, v \rangle \mu_i \otimes \mu_i = \sum_{i=1}^k \alpha_i \langle \mu_i, v \rangle \mu_i \mu_i^T$ . Therefore  $B = \sum_{i=1}^k \alpha_i \langle \mu_i, v \rangle \mu_i \mu_i^T$ .  $\square$

### C.2 LDA moments

In this section we show the  $m, A, B$  computation corresponding to the LDA model. Again we restate the following theorem from [2] which computes the first three tensor moments for LDA distribution.



**Theorem 9** (Anandkumar et al. [2]). *In an LDA model with parameters  $\bar{\alpha} = (\alpha_1, \dots, \alpha_k)$ , topic distributions  $\mu_1, \dots, \mu_k$ . Let  $\alpha_0 = \sum_{i=1}^k \alpha_i$ . Define*

$$\begin{aligned} M_1 &= \mathbb{E}[x_1], \quad M_2 = \mathbb{E}[x_1 \otimes x_2] - \frac{\alpha_0}{1 + \alpha_0} M_1 \otimes M_1 \\ M_3 &= \mathbb{E}[x_1 \otimes x_2 \otimes x_3] - \frac{\alpha_0}{\alpha_0 + 2} (\mathbb{E}[x_1 \otimes x_2 \otimes M_1] + \mathbb{E}[x_1 \otimes M_1 \otimes x_3] + \mathbb{E}[M_1 \otimes x_2 \otimes x_3]) \\ &\quad + \frac{2\alpha_0^2}{(\alpha_0 + 1)(\alpha_0 + 2)} M_1 \otimes M_1 \otimes M_1 \end{aligned}$$

Then,

$$\begin{aligned} M_1 &= \sum_{i=1}^k \frac{\alpha_i}{\alpha_0} \mu_i, \quad M_2 = \sum_{i=1}^k \frac{\alpha_i}{\alpha_0(\alpha_0 + 1)} \mu_i \otimes \mu_i \\ M_3 &= \sum_{i=1}^k \frac{2\alpha_i}{\alpha_0(\alpha_0 + 1)(\alpha_0 + 2)} \mu_i \otimes \mu_i \otimes \mu_i \end{aligned}$$

**Theorem 10.** *For an LDA model for any  $v \in \mathbb{R}^d$  suppose  $m, A, B$  be defined as*

$$\begin{aligned} m &= \alpha_0 \mathbb{E}[x_1] \\ A &= \alpha_0(\alpha_0 + 1) \mathbb{E}[x_1 x_1^T] - m m^T \\ B &= \frac{\alpha_0(\alpha_0 + 1)(\alpha_0 + 2)}{2} \mathbb{E}[\langle x_3, v \rangle x_1 x_2^T] - \frac{\alpha_0(\alpha_0 + 1)}{2} (\langle m, v \rangle \mathbb{E}[x_1 x_2^T] + \mathbb{E}[\langle x_3, v \rangle x_1 m^T] \\ &\quad + \mathbb{E}[\langle x_3, v \rangle m x_2^T]) + \langle m, v \rangle m m^T. \end{aligned}$$

Then we can express  $m, A, B$  as follows.

$$m = \sum_{i=1}^k \alpha_i \mu_i, \quad A = \sum_{i=1}^k \alpha_i \mu_i \mu_i^T, \quad B = \sum_{i=1}^k \alpha_i \langle \mu_i, v \rangle \mu_i \mu_i^T$$

*Proof.* The expressions for  $m$  and  $A$  follows easily from Theorem 9 since  $m = \alpha_0 M_1$  and  $A = \alpha_0(\alpha_0 + 1)M_2$ . To show the expression for  $B$  consider the tensor contraction  $M_3(I, I, v)$ ,  $M_3$  defined as in Theorem 9. Then we have

$$\begin{aligned} M_3(I, I, v) &= \mathbb{E}[\langle x_3, v \rangle x_1 \otimes x_2] - \frac{\alpha_0}{\alpha_0 + 2} (\mathbb{E}[\langle M_1, v \rangle x_1 \otimes x_2] + \mathbb{E}[\langle x_3, v \rangle x_1 \otimes M_1]) \\ &\quad + \mathbb{E}[\langle x_3, v \rangle M_1 \otimes x_2 \otimes x_3] + \frac{2\alpha_0^2}{(\alpha_0 + 1)(\alpha_0 + 2)} \langle M_1, v \rangle \otimes M_1 \otimes M_1 \\ &= \frac{2}{\alpha_0(\alpha_0 + 1)(\alpha_0 + 2)} B \end{aligned}$$

where we used  $x_1 \otimes x_2$  is same as  $x_1 x_2^T$  and so on. We also get from Theorem 9  $M_3(I, I, v) = \sum_{i=1}^k \frac{2\alpha_i}{\alpha_0(\alpha_0 + 1)(\alpha_0 + 2)} \langle \mu_i, v \rangle \mu_i \otimes \mu_i$ . Therefore we have

$$B = \frac{\alpha_0(\alpha_0 + 1)(\alpha_0 + 2)}{2} M_3(I, I, v) = \sum_{i=1}^k \alpha_i \langle \mu_i, v \rangle \mu_i \mu_i^T.$$

□

### C.3 Mixed regression moments

Recall in mixed regression we have  $y = \langle x, \mu_i \rangle + \xi$  where  $x \sim \mathcal{N}(0, I)$  and  $\xi \sim \mathcal{N}(0, \sigma^2)$ . In the following Lemmas we compute the various moments  $M_{1,1}, M_{2,2}, M_{3,1}, M_{3,3}$  and show how they are used to compute  $m, A, B$ .

**Lemma 11.** In mixed linear regression define  $M_{1,1} = \mathbb{E}[yx]$ ,  $M_{2,2} = \mathbb{E}[y^2xx^T]$ ,  $M_{3,1} = \mathbb{E}[y^3x]$  and  $M_{3,3} = \mathbb{E}[y^3\langle x, v \rangle xx^T]$ . Then,

$$\begin{aligned}
M_{1,1} &= \sum_{i=1}^k \alpha_i \mu_i \\
M_{2,2} &= 2 \sum_{i=1}^k \alpha_i \mu_i \mu_i^T + (\sigma^2 + \sum_{i=1}^k \alpha_i \|\mu_i\|^2) I \\
M_{3,1} &= 3 \sum_{i=1}^k \alpha_i (\sigma^2 + \|\mu_i\|^2) \mu_i \\
M_{3,3} &= 6 \sum_{i=1}^k \alpha_i \langle \mu_i, v \rangle \mu_i \mu_i^T + (M_{3,1} v^T + v M_{3,1}^T + \langle M_{3,1}, v \rangle I)
\end{aligned}$$

*Proof.* We compute the moments as shown below.

$$M_{1,1} = \mathbb{E}[yx] = \sum_{i=1}^k \alpha_i \mathbb{E}[x^T \mu_i x + \xi x] = \sum_{i=1}^k \alpha_i \mu_i$$

$$\begin{aligned}
M_{2,2} &= \mathbb{E}[y^2 xx^T] = \sum_{i=1}^k \alpha_i \mathbb{E}[\langle \mu_i, x \rangle^2 xx^T] + \mathbb{E}[\xi^2] \mathbb{E}[xx^T] \\
&= \sum_{i=1}^k \alpha_i \mathbb{E}[\langle \mu_i, x \rangle^2 xx^T] + \sigma^2 I \\
&= \sum_{i=1}^k \alpha_i (2\mu_i \mu_i^T + \|\mu_i\|^2 I) + \sigma^2 I \\
&= 2 \sum_{i=1}^k \alpha_i \mu_i \mu_i^T + \sum_{i=1}^k \alpha_i (\sigma^2 + \|\mu_i\|^2) I
\end{aligned}$$

Using the fact that all odd moments of normal random variable are zero.

$$\begin{aligned}
M_{3,1} &= \mathbb{E}[y^3 x] = \sum_{i=1}^k \alpha_i \mathbb{E}[(\langle x, \mu_i \rangle + \xi)^3 x] \\
&= \sum_{i=1}^k \alpha_i \mathbb{E}[\langle x, \mu_i \rangle^3 x] + 3 \sum_{i=1}^k \alpha_i \mathbb{E}[\xi^2] \mathbb{E}[\langle x, \mu_i \rangle x] \\
&= 3 \sum_{i=1}^k \alpha_i \|\mu_i\|^2 \mu_i + 3 \sum_{i=1}^k \alpha_i \sigma^2 \mu_i = 3 \sum_{i=1}^k \alpha_i (\sigma^2 + \|\mu_i\|^2) \mu_i
\end{aligned}$$

We use the fact that for even  $p$  the moment  $\mathbb{E}[z^p] = (p-1)!!$  for a standard normal random variable  $z$  and !! denote the double factorial. Next we compute  $M_{3,3}$ .

$$\begin{aligned}
M_{3,3} &= \mathbb{E}[y^3 \langle x, v \rangle x x^T] = \sum_{i=1}^k \alpha_i \mathbb{E}[(\langle x, \mu_i \rangle + \xi)^3 \langle x, v \rangle x x^T] \\
&= \sum_{i=1}^k \alpha_i \mathbb{E}[\langle x, \mu_i \rangle^3 \langle x, v \rangle x x^T] + 3 \sum_{i=1}^k \alpha_i \mathbb{E}[\xi^2] \mathbb{E}[\langle x, v \rangle \langle x, \mu_i \rangle x x^T] \\
&= \sum_{i=1}^k \alpha_i \mathbb{E}[\langle x, \mu_i \rangle^3 \langle x, v \rangle x x^T] + 3\sigma^2 \sum_{i=1}^k \alpha_i \mathbb{E}[\langle x, v \rangle \langle x, \mu_i \rangle x x^T] \tag{4}
\end{aligned}$$

Now we compute these individual moments.

$$\mathbb{E}[\langle x, v \rangle \langle x, \mu_i \rangle x x^T] = \mu_i^T v + v \mu_i^T + \langle \mu_i, v \rangle I$$

Using the fact that any odd combination of the variables in  $x$  will be zero in expectation. Also,

$$\mathbb{E}[\langle x, \mu_i \rangle^3 \langle x, v \rangle x x^T] = 6 \langle v, \mu_i \rangle \mu_i \mu_i^T + 3 \|\mu_i\|^2 [\mu_i^T v + v \mu_i^T + \langle \mu_i, v \rangle I]$$

Again by using the moments of standard normal variable. This can be verified by considering the  $(a, b)$ -th entry of the matrix on the right as a polynomial in  $\mu_i(l)$ , the  $l$ -th component of  $\mu_i$ , and matching the corresponding coefficients from both sides of the equation.

Combining with equation (4) we get,

$$\begin{aligned}
M_{3,3} &= \sum_{i=1}^k \alpha_i [6 \langle v, \mu_i \rangle \mu_i \mu_i^T + 3 \|\mu_i\|^2 (\mu_i^T v + v \mu_i^T + \langle \mu_i, v \rangle I)] \\
&\quad + 3\sigma^2 \sum_{i=1}^k \alpha_i [\mu_i^T v + v \mu_i^T + \langle \mu_i, v \rangle I] \\
&= 6 \sum_{i=1}^k \alpha_i \langle v, \mu_i \rangle \mu_i \mu_i^T + 3 \sum_{i=1}^k \alpha_i (\sigma^2 + \|\mu_i\|^2) [\mu_i^T v + v \mu_i^T + \langle \mu_i, v \rangle I] \\
&= 6 \sum_{i=1}^k \alpha_i \langle v, \mu_i \rangle \mu_i \mu_i^T + (M_{3,1} v^T + v M_{3,1}^T + \langle M_{3,1}, v \rangle I)
\end{aligned}$$

□

**Theorem 12.** Let  $m, A, B$  be defined as

$$\begin{aligned}
m &= M_{1,1}, \quad A = \frac{1}{2}(M_{2,2} - \tau^2 I), \\
B &= \frac{1}{6}(M_{3,3} - (M_{3,1} v^T + v M_{3,1}^T + \langle M_{3,1}, v \rangle I))
\end{aligned}$$

where  $\tau^2$  is the smallest singular value of  $M_{2,2}$ . Then,

$$m = \sum_{i=1}^k \alpha_i \mu_i, \quad A = \sum_{i=1}^k \alpha_i \mu_i \mu_i^T, \quad B = \sum_{i=1}^k \alpha_i \langle \mu_i, v \rangle \mu_i \mu_i^T$$

*Proof.* The proof follows directly from Lemma 11. Note that since  $\mu_i$ -s are linearly independent the smallest singular vector  $\tau^2$  of  $M_{2,2}$  is equal to  $\sum_{i=1}^k \alpha_i (\sigma^2 + \|\mu_i\|^2)$ . Then  $A = \frac{1}{2}(M_{2,2} - \tau^2 I) = \sum_{i=1}^k \alpha_i \mu_i \mu_i^T$ . Similarly the expression for  $B$  holds. □

## C.4 Subspace clustering moments

In this section we derive the necessary moments required for subspace clustering. Recall that in the subspace clustering model we have  $k$  dimension- $m$  subspaces  $U_1, \dots, U_k \in \mathbb{R}^{d \times m}$  (matrices  $U_1, \dots, U_k$  have orthonormal columns). The data is generated as follows. We sample  $y \sim \mathcal{N}(0, I_d)$  and set  $x = U_i U_i^T y + \xi$ , where  $\xi \sim \mathcal{N}(0, \sigma^2 I_d)$  is additive noise.

**Theorem 13.** *Consider the subspace clustering model. Let  $M_2, A, B$  be defined as,*

$$\begin{aligned} M_2 &:= \mathbb{E}[xx^T], \quad A := M_2 - \sigma^2 I_d \\ B &:= \mathbb{E}[\langle x, v \rangle^2 xx^T] - \sigma^2 (v^T A v) I_d - \sigma^2 \|v\|^2 A - \sigma^4 (\|v\|^2 I_d + vv^T) - 2\sigma^2 (A v v^T + v v^T A) \end{aligned}$$

where  $\sigma^2 = \sigma_{mk+1}(M_2)$ . Then,

$$\begin{aligned} A &= \sum_{i=1}^k \alpha_i U_i U_i^T \\ B &= \sum_{i=1}^k \alpha_i \|U_i^T v\|^2 U_i U_i^T + 2 \sum_{i=1}^k \alpha_i U_i U_i^T v v^T U_i U_i^T \end{aligned}$$

*Proof.* First we compute  $M_2$ .

$$M_2 = \mathbb{E}(xx^T) = \sum_{i=1}^k \alpha_i \mathbb{E}[U_i U_i^T y y^T U_i U_i^T] + \mathbb{E}[\xi \xi^T] = \sum_{i=1}^k \alpha_i U_i U_i^T + \sigma^2 I_d$$

Using  $\mathbb{E}[y y^T] = I$  as  $y \sim \mathcal{N}(0, I)$  and  $U_i^T U_i = I$  since the columns are orthogonal. Since  $\alpha_i > 0$ , the  $mk+1$ -th singular value of  $M_2$ ,  $\sigma_{mk+1}(M_2) = \sigma^2$ . Therefore it follows that,

$$A = M_2 - \sigma^2 I_d = \sum_{i=1}^k \alpha_i U_i U_i^T$$

Now we compute the moment  $\mathbb{E}[\langle x, v \rangle^2 xx^T]$ . Given a sample  $x = U_i U_i^T y + \xi$  from the  $i$ -th subspace we have,

$$\begin{aligned} \langle x, v \rangle^2 &= v^T U_i U_i^T y y^T U_i U_i^T v + v^T \xi \xi^T v + 2v^T \xi v^T U_i U_i^T y \\ xx^T &= U_i U_i^T y y^T U_i U_i^T + U_i U_i^T y \xi^T + \xi y^T U_i U_i^T + \xi \xi^T \end{aligned}$$

Then we can write,

$$\begin{aligned} &\mathbb{E}[\langle x, v \rangle^2 xx^T] \\ &= \sum_{i=1}^k \alpha_i (\mathbb{E}[v^T U_i U_i^T y y^T U_i U_i^T v U_i U_i^T y y^T U_i U_i^T] + \mathbb{E}[v^T U_i U_i^T y y^T U_i U_i^T v] \mathbb{E}[\xi \xi^T] \\ &\quad + \mathbb{E}[v^T \xi \xi^T v] \mathbb{E}[U_i U_i^T y y^T U_i U_i^T] + \mathbb{E}[v^T \xi \xi^T v \xi \xi^T] + 2\mathbb{E}[(v^T \xi v^T U_i U_i^T y) U_i U_i^T y \xi^T] \\ &\quad + 2\mathbb{E}[(v^T \xi v^T U_i U_i^T y) \xi y^T U_i U_i^T]) \\ &= T_1 + T_2 + T_3 + T_4 + T_5 + T_6 \end{aligned} \tag{5}$$

where  $T_1, \dots, T_6$  are as follows. We define  $v_i := U_i U_i^T v$ , we use the Gaussian moment results  $\mathbb{E}[\langle v, z \rangle z] = \sigma^2 v$ , and  $\mathbb{E}[\langle v, z \rangle^2 z z^T] = \sigma^4 (\|v\|^2 I_d + v v^T)$  whenever  $z \sim \mathcal{N}(0, \sigma^2 I_d)$ .

$$\begin{aligned}
T_1 &= \sum_{i=1}^k \alpha_i \mathbb{E} [v^T U_i U_i^T y y^T U_i U_i^T v U_i U_i^T y y^T U_i U_i^T] \\
&= \sum_{i=1}^k \alpha_i \mathbb{E} [\langle y, v_i \rangle^2 U_i U_i^T y y^T U_i U_i^T] = \sum_{i=1}^k \alpha_i U_i U_i^T \mathbb{E} [\langle y, v_i \rangle^2 y y^T] U_i U_i^T \\
&= \sum_{i=1}^k \alpha_i U_i U_i^T (\|v_i\|^2 I_d + 2v_i v_i^T) U_i U_i^T \\
&= \sum_{i=1}^k \alpha_i \|v_i\|^2 U_i U_i^T + 2 \sum_{i=1}^k \alpha_i U_i U_i^T v v^T U_i U_i^T \\
&= \sum_{i=1}^k \alpha_i \|U_i^T v\|^2 U_i U_i^T + 2 \sum_{i=1}^k \alpha_i U_i U_i^T v v^T U_i U_i^T
\end{aligned}$$

since  $\|v_i\| = \|U_i U_i^T v\| = \|U_i^T v\|$ .

$$\begin{aligned}
T_2 &= \sum_{i=1}^k \alpha_i \mathbb{E} [v^T U_i U_i^T y y^T U_i U_i^T v] \mathbb{E} [\xi \xi^T] = \sum_{i=1}^k \alpha_i v^T U_i U_i^T v \times \sigma^2 I_d = \sigma^2 (v^T A v) I_d \\
T_3 &= \sum_{i=1}^k \alpha_i \mathbb{E} [v^T \xi \xi^T v] \mathbb{E} [U_i U_i^T y y^T U_i U_i^T] = \sigma^2 \|v\|^2 \sum_{i=1}^k \alpha_i U_i U_i^T = \sigma^2 \|v\|^2 A \\
T_4 &= \sum_{i=1}^k \alpha_i \mathbb{E} [v^T \xi \xi^T v \xi \xi^T] = \mathbb{E} [\langle v, \xi \rangle^2 \xi \xi^T] = \sigma^4 (\|v\|^2 I_d + 2v v^T) \\
T_5 &= \sum_{i=1}^k \alpha_i 2 \mathbb{E} [(v^T \xi v^T U_i U_i^T y) U_i U_i^T y \xi^T] = 2 \sum_{i=1}^k \alpha_i \mathbb{E} [(v^T U_i U_i^T y) U_i U_i^T y] \mathbb{E} [\langle v, \xi \rangle \xi^T] \\
&= 2 \sum_{i=1}^k \alpha_i \mathbb{E} [(v^T U_i U_i^T y) U_i U_i^T y] \times \sigma^2 v^T = 2\sigma^2 \sum_{i=1}^k \alpha_i \mathbb{E} [(v^T U_i U_i^T y) U_i U_i^T y v^T] \\
&= 2\sigma^2 \sum_{i=1}^k \alpha_i \mathbb{E} [U_i U_i^T \langle v, y \rangle y v^T] = 2\sigma^2 \sum_{i=1}^k \alpha_i U_i U_i^T v v^T = 2\sigma^2 A v v^T \\
T_6 &= 2 \sum_{i=1}^k \alpha_i \mathbb{E} [(v^T \xi v^T U_i U_i^T y) \xi y^T U_i U_i^T] = 2 \sum_{i=1}^k \alpha_i \mathbb{E} [\langle v, \xi \rangle \xi] \mathbb{E} [\langle v_i, y \rangle y^T U_i U_i^T] \\
&= 2\sigma^2 \sum_{i=1}^k \alpha_i v v^T U_i U_i^T = \sigma^2 \sum_{i=1}^k \alpha_i v v^T U_i U_i^T = \sigma^2 v v^T \sum_{i=1}^k \alpha_i U_i U_i^T = 2\sigma^2 v v^T A
\end{aligned}$$

Therefore,

$$\begin{aligned}
B &= \mathbb{E} [\langle x, v \rangle^2 x x^T] - \sigma^2 (v^T A v) I_d - \sigma^2 \|v\|^2 A - \sigma^4 (\|v\|^2 I_d + v v^T) - 2\sigma^2 (A v v^T + v v^T A) \\
&= \mathbb{E} [\langle x, v \rangle^2 x x^T] - T_2 - T_3 - T_4 - T_5 - T_6 = T_1 \\
&= \sum_{i=1}^k \alpha_i \|U_i^T v\|^2 U_i U_i^T + 2 \sum_{i=1}^k \alpha_i U_i U_i^T v v^T U_i U_i^T
\end{aligned}$$

□

## Appendix D Finite-sample analysis of the whitening method

Suppose that

$$\begin{aligned} A &= \sum_i \alpha_i \mu_i \mu_i^T \\ B &= \sum_i \beta_i \mu_i \mu_i^T \\ \|A - \hat{A}\| &\leq \epsilon \\ \|B - \hat{B}\| &\leq \epsilon, \end{aligned}$$

where  $\sigma_k$  is the  $k$ th singular value of  $A$ . Let  $V$  be the  $n \times k$  matrix whose columns are the first  $k$  singular vectors of  $A$ , and let  $\hat{V}$  be the same for  $\hat{A}$ . Let  $D$  be the diagonal matrix of singular values of  $A$ , and let  $\hat{D}$  be the diagonal matrix of the first  $k$  singular values of  $\hat{A}$ . Then  $A = VDV^T$  and  $V^T V = \hat{V}^T \hat{V} = I_k$ .

Our basic tool is Wedin's theorem:

**Theorem 14.** *For a matrix  $A$ , let  $P_{\geq s}^A$  be the orthogonal projection onto the subspace spanned by singular vectors of  $A$  with singular value at least  $s$ . Let  $P_{\leq s}^A$  be the orthogonal projection onto the subspace spanned by singular vectors with singular value at most  $s$ . Then for any matrices  $A$  and  $B$ , and for any  $s < t$ ,*

$$\|P_{\leq s}^A P_{\geq t}^B\| \leq \frac{2\|A - B\|}{t - s}.$$

In applying Wedin's theorem, the following geometric lemma will be useful. In what follows,  $P_E$  denotes the orthogonal projection onto  $E$ .

**Lemma 15.** *Let  $E$  and  $F$  be subspaces of  $\mathbb{R}^n$  with  $\|P_{E^\perp} P_F\| \leq \delta$ . Then  $\|P_F v\|^2 \leq \|P_E v\|^2 + 3\delta \|v\|^2$  for every  $v \in \mathbb{R}^n$ .*

**Lemma 16.** *If  $\epsilon < \sigma_k/2$  then for any  $u \in \mathbb{R}^k$ ,*

$$\sqrt{1 - \frac{16\epsilon^2}{\sigma_k^2}} \|u\| \leq \|\hat{V}^T V u\| \leq \|u\|.$$

By a simple change of variables, if we define

$$O = D^{-1/2} \hat{V}^T V D^{1/2}$$

then  $O$  is also an almost-isometry: for every  $u \in \mathbb{R}^k$ ,

$$\sqrt{1 - \frac{16\epsilon^2}{\sigma_k^2}} \|u\| \leq \|O u\| \leq \|u\|. \quad (6)$$

*Proof.* First, note that  $\sigma_k(\hat{A}) \geq \sigma_k(A) - \|A - \hat{A}\| \geq \sigma_k - \epsilon$ . If  $\epsilon < \sigma_k/2$ , we also have  $\sigma_{k+1}(\hat{A}) \leq \epsilon < \sigma_k - \epsilon$ , which implies that  $\hat{V} \hat{V}^T = P_{\geq \sigma_k - \epsilon}^{\hat{A}}$ .

Let  $\hat{W}$  be a  $d \times (d - k)$  matrix whose columns form an orthonormal basis for the orthogonal complement of the column span of  $\hat{V}$ . Note that if  $\epsilon < \sigma_k/2$  then the  $k$ th singular value of  $\hat{A}$  is strictly larger than  $\sigma_k/2$  and the  $(k + 1)$ th singular value is at most  $\epsilon$ . Then  $P_{\leq \epsilon}^{\hat{A}} = \hat{W} \hat{W}^T$ . By Wedin's theorem,

$$\|\hat{W} \hat{W}^T V V^T\| = \|P_{\leq \epsilon}^{\hat{A}} P_{\geq \sigma_k}^A\| \leq \frac{2\epsilon}{\sigma_k - \epsilon} \leq \frac{4\epsilon}{\sigma_k}$$

Now,  $\hat{W}^T$  and  $V$  have norm 1, and so it follows that

$$\|\hat{W}^T V\| = \|\hat{W}^T (\hat{W} \hat{W}^T V V^T) V\| \leq \frac{4\epsilon}{\sigma_k}.$$

For any  $u \in \mathbb{R}^k$  with  $\|u\| = 1$ , we have

$$\|\hat{V}^T V u\|^2 = 1 - \|\hat{W}^T V u\|^2 \geq 1 - 16\epsilon^2/\sigma_k^2,$$

from which the claimed lower bound follows. On the other hand,  $\|\hat{V}^T V u\| \leq \|u\|$  because both  $\hat{V}^T$  and  $V$  have norm 1.  $\square$

Let  $M = D^{-1/2} V^T B V D^{-1/2}$  and  $\hat{M} = \hat{D}^{-1/2} \hat{V}^T \hat{B} \hat{V} \hat{D}^{-1/2}$ . Then  $M$  is the infinite-sample version of  $A$ 's whitening matrix applied to  $B$ , and  $\hat{M}$  is the finite-sample analogue. Recall from 6 that  $O = D^{-1/2} \hat{V}^T V D^{1/2}$  is an almost-isometry of  $\mathbb{R}^k$ .

**Lemma 17.**

$$\|O M O^T - \hat{M}\| \leq 5 \frac{\epsilon \sigma_1}{\sigma_k^2}.$$

*Proof.* First, observe that

$$O M O^T = D^{-1/2} \hat{V}^T \hat{B} \hat{V} D^{-1/2}.$$

Since  $\|\hat{V}\| = \|\hat{V}^T\| = 1$  and  $\|D^{-1/2}\| = \sigma_k^{-1/2}$ ,

$$\begin{aligned} \|O M O^T - D^{-1/2} \hat{V}^T \hat{B} \hat{V} D^{-1/2}\| &= \|D^{-1/2} \hat{V}^T (B - \hat{B}) \hat{V} D^{-1/2}\| \\ &\leq \sigma_k^{-1} \|B - \hat{B}\| \leq \frac{\epsilon}{\sigma_k}. \end{aligned} \quad (7)$$

Now, Weyl's inequality implies that

$$\|D^{-1/2} - \hat{D}^{-1/2}\| \leq \sigma_k^{-1/2} - (\sigma_k - \epsilon)^{-1/2} \leq \epsilon \sigma_k^{-3/2},$$

where the second inequality follows from a first-order Taylor expansion and the fact that  $\epsilon \leq \sigma_k/2$ . Hence,

$$\begin{aligned} \|D^{-1/2} \hat{V}^T \hat{B} \hat{V} D^{-1/2} - M\| &\leq \|D^{-1/2} - \hat{D}^{-1/2}\| \|\hat{V}^T \hat{B} \hat{V} D^{-1/2}\| \\ &\quad + \|\hat{D}^{-1/2} \hat{V}^T \hat{B} \hat{V}\| \|D^{-1/2} - \hat{D}^{-1/2}\| \\ &\leq 4\epsilon \sigma_1 \sigma_k^{-2}. \end{aligned}$$

Combining this with (7) and the triangle inequality, we have

$$\|O M O^T - \hat{M}\| = \frac{\epsilon}{\sigma_k} + 4 \frac{\epsilon \sigma_1}{\sigma_k^2} \leq 5 \frac{\epsilon \sigma_1}{\sigma_k^2}.$$

$\square$

Since  $O$  is almost an isometry, it follows that there is an orthogonal matrix  $\tilde{O}$  that is close to  $O$  (for example, if  $U D V^T = O$  is an SVD, let  $\tilde{O} = U V^T$ ). In this way, we may find an orthogonal  $\tilde{O}$  such that

$$\|O - \tilde{O}\| \leq 1 - \sqrt{1 - \frac{16\epsilon^2}{\sigma_k^2}} \leq \frac{16\epsilon^2}{\sigma_k^2}.$$

Now let  $u$  be the top eigenvector of  $M$  and let  $u_O$  be the top eigenvector of  $O M O^T$ . Then  $\tilde{O} u$  is the top eigenvector of  $\tilde{O} M \tilde{O}^T$ . The triangle inequality implies that

$$\|O M O^T - \tilde{O} M \tilde{O}^T\| \leq 2\|M\| \|O - \tilde{O}\| \leq \frac{32\epsilon^2}{\sigma_k^2} \|M\|.$$

On the other hand,  $M$  was assumed to have a spectral gap of  $\delta\|M\|$ . By Wedin's theorem, it follows that

$$\|u - \tilde{O}^T u_O\| = \|\tilde{O} u - u_O\| \leq \frac{64\epsilon^2}{\delta \sigma_k^2}.$$

Finally, let  $\hat{u}$  be the top eigenvector of  $\hat{M}$ . By Lemma 17 and Wedin's theorem,

$$\|\hat{u} - u_O\| \leq \frac{10\epsilon\sigma_1}{\delta\sigma_k^2}.$$

Then

$$\|Ou - \hat{u}\| \leq \|O - \tilde{O}\| + \|\tilde{O}u - \hat{h}\| \leq C \max\left\{\frac{\epsilon\sigma_1}{\delta\sigma_k^2}, \frac{\epsilon^2}{\delta\sigma_k^2}\right\} \leq \frac{C\epsilon\sigma_1}{\delta\sigma_k^2}, \quad (8)$$

where the last inequality follows because  $\epsilon \leq \sigma_k/2 \leq \sigma_1/2$ .

Next, we unpack  $O$ . Weyl's inequality implies that

$$\|D^{-1/2} - \hat{D}^{-1/2}\| \leq \sigma_k^{-1/2} - (\sigma_k - \epsilon)^{-1/2} \leq \epsilon\sigma_k^{-3/2},$$

where the second inequality follows from a first-order Taylor expansion and the fact that  $\epsilon \leq \sigma_k/2$ . Hence,

$$\|O - \hat{D}^{-1/2}\hat{V}^TVD^{1/2}\| \leq \|D^{1/2}\| \|D^{-1/2} - \hat{D}^{-1/2}\| \leq \frac{\epsilon\sqrt{\sigma_1}}{\sigma_k^{3/2}}.$$

The right hand side is smaller than  $\frac{\epsilon\sigma_1}{\sigma_k^2}$ , and so we may plug it into (8) to obtain

$$\|\hat{D}^{-1/2}\hat{V}^TVD^{1/2}u - \hat{u}\| \leq \frac{C\epsilon\sigma_1}{\delta\sigma_k^2}.$$

Finally, (again because  $\epsilon \leq \sigma_k/2$ ),  $\|\hat{D}^{-1/2}\| \leq (\sigma_k/2)^{-1/2}$ , and so

$$\|VD^{1/2}u - \hat{V}\hat{D}^{1/2}\hat{u}\| \leq \frac{C\epsilon\sigma_1}{\delta\sigma_k^{5/2}}. \quad (9)$$

Setting  $w = VD^{1/2}u$  and  $\hat{w} = \hat{V}\hat{D}^{1/2}\hat{u}$  and comparing this to the setting of Algorithm 1, (9) shows that the finite-sample algorithm gets almost the same  $w$  as the infinite-sample version.

It remains to check the last few lines of Algorithm 1; i.e., to see that we recover the right scaling of  $w$ .

**Lemma 18.** *Let  $M$  be a symmetric matrix of rank  $k-1$  and let  $E$  be the span of its columns. Then  $\text{dist}(w, E) \geq \sigma_k(M + ww^T)$ .*

*Proof.* Let  $P_E$  denote the orthogonal projection onto  $E$ , and note that  $\|w - P_Ew\| = \text{dist}(w, E)$ . Let  $F = \text{span}\{E, w\}$ . Since  $F$  has dimension  $k$  and  $y \in F^\perp$  implies  $\|(M + ww^T)y\| = 0$ , it suffices to find some  $y \in F$  such that  $\|(M + ww^T)y\| \leq \text{dist}(w, E)\|y\|$ . Choose  $y = w - P_Ew$ . Then  $My = 0$  and so

$$\|(M + ww^T)y\| = |w^Ty| = \|w - P_Ew\|^2 = \text{dist}(w, E)\|y\|.$$

□

**Lemma 19.** *Let  $E$  be a subspace and take  $w \notin E$ . For  $x \in \text{span}\{E, w\}$ , let  $a(x) \in \mathbb{R}$  be the unique solution to  $x = aw + e$ ,  $e \in E$ . Then  $|a(x) - a(y)| \leq \|x - y\| / \text{dist}(w, E)$ .*

*Proof.* Given  $x, y \in \text{span}\{E, w\}$ , we can write  $x - y = (a(x) - a(y))w + e$ , where  $e \in E$ . It follows that

$$\begin{aligned} \|x - y\| &= \|(a(x) - a(y))w + e\| \geq \inf_{e \in E} \|(a(x) - a(y))w + e\| \\ &= |a(x) - a(y)| \text{dist}(w, E). \end{aligned}$$

□

Finally, we apply the preceding two lemmas to show that  $\hat{\alpha}_1$  is accurate in Algorithm 1. Together with (9) (whose right hand side provides the value of  $\eta$  that we will use), this completes the proof of Theorem 1.



**Lemma 20.** Let  $x = \sum_i \alpha_i \mu_i$ . If  $\|\hat{A} - A\| \leq \epsilon$ ,  $\|\hat{x} - x\| \leq \epsilon$  and  $\|\hat{w} - \sqrt{\alpha_1} \mu_1\| \leq \eta$  then

$$\sqrt{\alpha_1} |\hat{\alpha}_1 - \alpha_1| \leq \frac{C}{\sigma_k} \left( \eta + R \frac{\epsilon}{\sigma_k} + \epsilon \right),$$

where  $R = \max_i \|\mu_i\|$ .

*Proof.* By Wedin's theorem,

$$\|VV^T - \hat{V}\hat{V}^T\| \leq \frac{2\|\hat{A} - A\|}{\sigma_k - \|\hat{A} - A\|} \leq 4\frac{\epsilon}{\sigma_k}$$

if  $\epsilon \leq \sigma_k/2$ . Hence,

$$\begin{aligned} \|x - \hat{V}\hat{V}^T \hat{x}\| &= \|VV^T x - \hat{V}\hat{V}^T \hat{x}\| \\ &\leq \|(VV^T - \hat{V}\hat{V}^T)x\| + \|\hat{V}\hat{V}^T(x - \hat{x})\| \\ &\leq 4\frac{\epsilon}{\sigma_k} \|x\| + \epsilon. \end{aligned}$$

Now, let  $y = \sqrt{\alpha_1} \hat{w} + \hat{V}\hat{V}^T \sum_{i=2}^k \alpha_i \mu_i$ . Then

$$\begin{aligned} \|x - y\| &\leq \sqrt{\alpha_1} \|\hat{w} - \sqrt{\alpha_1} \mu_1\| + \left\| \sum_{i=2}^k \alpha_i (\mu_i - \hat{V}\hat{V}^T \mu_i) \right\| \\ &\leq \eta + \max_i \|\mu_i\| \|VV^T - \hat{V}\hat{V}^T\| \\ &\leq \eta + 4 \max_i \|\mu_i\| \frac{\epsilon}{\sigma_k}. \end{aligned}$$

Defining  $R = \max_i \|\mu_i\|$ , we have

$$\|y - \hat{V}\hat{V}^T \hat{x}\| \leq \eta + 8R \frac{\epsilon}{\sigma_k} + \epsilon.$$

Now, if  $\hat{E}$  is the column span of  $\hat{V}$  then  $y = \sqrt{\alpha_1} \hat{w} + e$  is the unique way to decompose  $y$  in  $\text{span}\{\hat{w}\} \oplus \hat{E}$ . If we define  $a$  by the decomposition  $\hat{x} = a\hat{w} + e$  then Lemma 19 implies

$$\begin{aligned} |a - \sqrt{\alpha_1}| &\leq \|y - \hat{x}\| / \text{dist}(\hat{w}, \hat{E}) \\ &\leq \frac{1}{\text{dist}(\hat{w}, \hat{E})} \left( \eta + 8R \frac{\epsilon}{\sigma_k} + \epsilon \right). \end{aligned}$$

On the other hand, Lemma 18 applied to  $\hat{V}\hat{D}\hat{V}^T - \hat{w}\hat{w}^T$  and  $\hat{w}$  implies (because the  $k$ th singular value of  $\hat{V}\hat{D}\hat{V}^T \geq \sigma_k - \epsilon \geq \sigma_k/2$ ) that  $\text{dist}(\hat{w}, \hat{E}) \geq \sigma_k/2$ . Therefore,

$$|a - \sqrt{\alpha_1}| \leq \frac{2}{\sigma_k} \left( \eta + 8R \frac{\epsilon}{\sigma_k} + \epsilon \right).$$

Taking square roots and applying Taylor's theorem completes the proof.  $\square$

## Appendix E Finite-sample analysis of the cancellation method

In this section we analyze the performance of Algorithm 2 when we have finite sample estimates of the matrices  $A, B$  and vector  $m$ . For any matrix  $M$  let  $\hat{M}$  denote its finite sample estimate, similarly for any vector  $v$ , its estimate is given by  $\hat{v}$ . For a matrix  $M$  let  $\sigma_k(M)$  denote the  $k$ -th largest singular value of  $M$ . For easy of exposition we replace the quantities  $Z_\lambda, v_i, a_i, c_i$  in Algorithm 2 with their estimates  $\hat{Z}_\lambda, \hat{v}_i, \hat{a}_i, \hat{c}_i$  respectively. First we show in Lemma 21 that we can have a good estimate for  $\hat{Z}_\lambda$  using good estimates for  $A, B$  and  $\lambda$ .

**Lemma 21.** Let  $\hat{Z}_\lambda = \hat{A} - \lambda \hat{B}$ ,  $Z_\lambda = A - \lambda B$ . Suppose  $\max\{\|\hat{A} - A\|, \|\hat{B} - B\|\} < \epsilon$  and  $\lambda_1 = 1/w_1$ . Then,

$$\|\hat{Z}_\lambda - Z_{\lambda_1}\| < \epsilon \left( 1 + \frac{1}{w_1} \right) + \epsilon_1 \sigma_1(B)$$

when  $0 < \lambda_1 - \lambda < \epsilon_1$ .

*Proof.* We have,

$$\begin{aligned}
\|\widehat{Z}_\lambda - Z_{\lambda_1}\| &\leq \|\widehat{A} - A\| + \|\lambda\widehat{B} - \lambda_1 B\| \\
&< \|\widehat{A} - A\| + \lambda\|\widehat{B} - B\| + |\lambda_1 - \lambda|\|B\| \\
&< \epsilon(1 + 1/w_1) + \epsilon_1\sigma_1(B)
\end{aligned}$$

since  $\lambda < \lambda_1 = 1/w_1$ . □

**Lemma 22.** *Let  $\|\widehat{m} - m\| < \epsilon$ ,  $\|\widehat{Z}_\lambda - Z_{\lambda_1}\| < \epsilon_2 < \sigma_{k-1}(Z_{\lambda_1})/2$  for  $\lambda_1 = \alpha_1/\beta_1$ .  $V_{2:k}$  denote the  $d \times (k-1)$  matrix of largest  $k-1$  eigenvectors of  $Z_{\lambda_1}$  and  $\widehat{V}_{2:k}$  be those of  $\widehat{Z}_\lambda$ . Then,*

$$\begin{aligned}
\|\widehat{x}_1 - x_1\| &< 2\epsilon + \frac{4\epsilon_2 R}{\sigma_{k-1}(Z_{\lambda_1})} = \epsilon_3 \\
\|\widehat{v}_1 - v_1\| &< \frac{2\epsilon_3}{\alpha_1 a_1} = \epsilon_4
\end{aligned}$$

where  $R = \max_{i \in [k]} \|\mu_i\|$ .

*Proof.* Using Wedin's theorem we get,

$$\|\widehat{V}_{2:k}\widehat{V}_{2:k}^T - V_{2:k}V_{2:k}^T\| \leq \frac{2\|\widehat{Z}_\lambda - Z_{\lambda_1}\|}{\sigma_{k-1}(Z_{\lambda_1}) - \|\widehat{Z}_\lambda - Z_{\lambda_1}\|} \leq \frac{4\epsilon_2}{\sigma_{k-1}(Z_{\lambda_1})} \quad (10)$$

since  $\epsilon_2 < \sigma_{k-1}(Z_{\lambda_1})/2$ . Now,

$$\begin{aligned}
\|\widehat{x}_1 - x_1\| &= \|\widehat{m} - \widehat{V}_{2:k}\widehat{V}_{2:k}^T\widehat{m} - m + V_{2:k}V_{2:k}^T m\| \\
&\leq \|\widehat{m} - m\| + \|(\widehat{V}_{2:k}\widehat{V}_{2:k}^T - V_{2:k}V_{2:k}^T)m\| + \|\widehat{V}_{2:k}\widehat{V}_{2:k}^T(m - \widehat{m})\| \\
&< 2\|m - \widehat{m}\| + \frac{4\epsilon_2\|m\|}{\sigma_{k-1}(Z_{\lambda_1})} < 2\epsilon + \frac{4\epsilon_2 R}{\sigma_{k-1}(Z_{\lambda_1})} := \epsilon_3
\end{aligned}$$

where we used equation 10 and  $\|m\| \leq R$ . Recall that  $x_1 = \alpha_1 \prod_{\mathcal{V}} \mu_1 = \alpha_1 a_1 v_1$ , where  $\mathcal{V} = \text{span}\{\mu_2, \dots, \mu_k\}$  and  $a_1 = \langle \mu_1, v_1 \rangle$ . To show the second bound,

$$\begin{aligned}
\|\widehat{v}_1 - v_1\| &= \left\| \frac{\widehat{x}_1}{\|\widehat{x}_1\|} - \frac{x_1}{\|x_1\|} \right\| \\
&\leq \frac{\|\widehat{x}_1 - x_1\|}{\|x_1\|} + \|\widehat{x}_1\| \left| \frac{1}{\|x_1\|} - \frac{1}{\|\widehat{x}_1\|} \right| \\
&< \frac{\|\widehat{x}_1 - x_1\|}{\|x_1\|} + \frac{\|\widehat{x}_1\| - \|x_1\|}{\|x_1\|} \leq 2 \frac{\|\widehat{x}_1 - x_1\|}{\|x_1\|} \\
&< \frac{2\epsilon_3}{\alpha_1 a_1} := \epsilon_4
\end{aligned}$$

□

**Lemma 23.** *Let  $\|\widehat{A} - A\| < \epsilon$ ,  $\|\widehat{v}_1 - v_1\| < \epsilon_4$ . Define  $d \times k$  matrices  $V = [v_1 V_{2:k}]$  and  $\widehat{V} = [\widehat{v}_1 \widehat{V}_{2:k}]$ . Then,*

$$\|\widehat{V}\widehat{V}^T \widehat{A}\widehat{v}_1 - VV^T A v_1\| < \sigma_1(A) \left( 3\epsilon_4 + \frac{4\epsilon}{\sigma_{k-1}(Z_{\lambda_1})} \right) + \epsilon(1 + \epsilon_4)$$

*Proof.* Similar to Lemma 22 we have from Wedin's theorem  $\|\widehat{V}_{2:k}\widehat{V}_{2:k}^T - V_{2:k}V_{2:k}^T\| < \frac{4\epsilon}{\sigma_{k-1}(Z_{\lambda_1})}$ . Then we can bound,

$$\begin{aligned}\|\widehat{V}\widehat{V}^T - VV^T\| &\leq \|\widehat{v}_1\widehat{v}_1^T - v_1v_1^T\| + \|\widehat{V}_{2:k}\widehat{V}_{2:k} - V_{2:k}V_{2:k}^T\| \\ &< 2\|\widehat{v}_1 - v_1\| + \frac{4\epsilon}{\sigma_{k-1}(Z_{\lambda_1})}\end{aligned}\tag{11}$$

$$< 2\epsilon_4 + \frac{4\epsilon}{\sigma_{k-1}(Z_{\lambda_1})}\tag{12}$$

Now,

$$\begin{aligned}\|\widehat{V}\widehat{V}^T\widehat{A}\widehat{v}_1 - VV^TAv_1\| &\leq \|(\widehat{V}\widehat{V}^T - VV^T)Av_1\| + \|\widehat{V}\widehat{V}^T(A - \widehat{A})v_1\| \\ &\quad + \|\widehat{V}\widehat{V}^T\widehat{A}(v_1 - \widehat{v}_1)\| \\ &\leq \|\widehat{V}\widehat{V}^T - VV^T\|\|A\| + \|A - \widehat{A}\| + \|\widehat{A}\|\|v_1 - \widehat{v}_1\| \\ &< \sigma_1(A)\left(2\epsilon_4 + \frac{4\epsilon}{\sigma_{k-1}(Z_{\lambda_1})}\right) + \epsilon + (\sigma_1(A) + \epsilon)\epsilon_4\end{aligned}$$

where we use inequality (12),  $\|Av_1\| \leq \sigma_1(A)$  as  $v_1$  is unit norm,  $\|\widehat{V}\widehat{V}^T\| < 1$  since  $\widehat{V}$  is orthogonal, and  $\|\widehat{A}\| < \|A\| + \epsilon$ . Combining,

$$\|\widehat{V}\widehat{V}^T\widehat{A}\widehat{v}_1 - VV^TAv_1\| < \sigma_1(A)\left(3\epsilon_4 + \frac{4\epsilon}{\sigma_{k-1}(Z_{\lambda_1})}\right) + \epsilon(1 + \epsilon_4)$$

□

**Lemma 24.** *Let  $\|\widehat{A} - A\| < \epsilon$ ,  $\|\widehat{x}_1 - x_1\| < \epsilon_3 < \frac{\alpha_1 a_1}{2}$ , and  $\|\widehat{v}_1 - v_1\| < \epsilon_4$ . Then,*

$$|\widehat{a}_1 - a_1| < \frac{\alpha_1 a_1 (2\sigma_1(A)\epsilon_4 + \epsilon(1 + \epsilon_4)) + 2(\sigma_1(A) + \epsilon)\epsilon_3}{\alpha_1^2 a_1^2}$$

*Proof.* We first compute,

$$\begin{aligned}|\widehat{v}_1^T \widehat{A} \widehat{v}_1 - v_1^T A v_1| &\leq |(v_1^T - \widehat{v}_1^T) A v_1| + |\widehat{v}_1^T (A - \widehat{A}) v_1| + |\widehat{v}_1^T \widehat{A} (v_1 - \widehat{v}_1)| \\ &\leq \|v_1^T - \widehat{v}_1^T\| \sigma_1(A) + \|A - \widehat{A}\| + \sigma_1(\widehat{A}) \|v_1 - \widehat{v}_1\| \\ &< \sigma_1(A)\epsilon_4 + \epsilon + (\sigma_1(A) + \epsilon)\epsilon_4 = 2\sigma_1(A)\epsilon_4 + \epsilon(1 + \epsilon_4)\end{aligned}\tag{13}$$

using the fact that  $v_1, \widehat{v}_1$  have unit norms. Now we can bound the error  $|\widehat{a}_1 - a_1|$  as follows.

$$\begin{aligned}|\widehat{a}_1 - a_1| &= \left| \frac{\widehat{v}_1^T \widehat{A} \widehat{v}_1}{\|\widehat{x}_1\|} - \frac{v_1^T A v_1}{\|x_1\|} \right| \\ &\leq \frac{1}{\|x_1\|} |\widehat{v}_1^T \widehat{A} \widehat{v}_1 - v_1^T A v_1| + |\widehat{v}_1^T \widehat{A} \widehat{v}_1| \frac{|\|x_1\| - \|\widehat{x}_1\||}{\|x_1\| \|\widehat{x}_1\|}\end{aligned}$$

From equation (13) and using  $|\|x_1\| - \|\widehat{x}_1\|| < \|\widehat{x}_1 - x_1\| < \epsilon_3$ ,  $\|x_1\| = \alpha_1 a_1$  we get,

$$\begin{aligned}|\widehat{a}_1 - a_1| &< \frac{2\sigma_1(A)\epsilon_4 + \epsilon(1 + \epsilon_4)}{\alpha_1 a_1} + \frac{(\sigma_1(A) + \epsilon)\epsilon_3}{\alpha_1 a_1 (\alpha_1 a_1 - \epsilon_3)} \\ &< \frac{\alpha_1 a_1 (2\sigma_1(A)\epsilon_4 + \epsilon(1 + \epsilon_4)) + 2(\sigma_1(A) + \epsilon)\epsilon_3}{\alpha_1^2 a_1^2}\end{aligned}$$

since  $\epsilon_3 < \frac{\alpha_1 a_1}{2}$ .

□

Note that from Lemma 22 taking  $\frac{2\epsilon_3}{\alpha_1 a_1} = \epsilon_4$  the above bound becomes  $|\widehat{a}_1 - a_1| < \frac{6\sigma_1(A)\epsilon_3 + \epsilon\alpha_1 a_1 + 4\epsilon\epsilon_3}{\alpha_1^2 a_1^2}$ .

### E.1 Proof of Theorem 3

We now proof Theorem 3. Under the assumptions we have using Lemma 22  $\|\hat{x}_1 - x_1\| < \epsilon_3 = 2\epsilon + \frac{4\epsilon_2 R}{\sigma_{k-1}(Z_{\lambda_1})}$ ,  $\|\hat{v}_1 - v_1\| < \epsilon_4 = \frac{2\epsilon_3}{\alpha_1 a_1}$ . Also from Lemma 23 we have  $\|\widehat{V}\widehat{V}^T \widehat{A}\hat{v}_1 - VV^T Av_1\| < \sigma_1(A) \left(3\epsilon_4 + \frac{4\epsilon}{\sigma_{k-1}(Z_{\lambda_1})}\right) + \epsilon(1 + \epsilon_4)$ . Using these we compute the first bound as follows.

$$\begin{aligned} \|\hat{\mu}_1 - \mu_1\| &= \left\| \frac{\widehat{V}\widehat{V}^T \widehat{A}\hat{v}_1}{\|\hat{x}_1\|} - \frac{VV^T Av_1}{\|x_1\|} \right\| \\ &\leq \|\widehat{V}\widehat{V}^T \widehat{A}\hat{v}_1\| \left| \frac{1}{\|\hat{x}_1\|} - \frac{1}{\|x_1\|} \right| + \frac{1}{\|x_1\|} \|\widehat{V}\widehat{V}^T \widehat{A}\hat{v}_1 - VV^T Av_1\| \\ &\leq \|\widehat{A}\| \frac{\|\hat{x}_1 - x_1\|}{\|\hat{x}_1\| \|x_1\|} + \frac{1}{\|x_1\|} \|\widehat{V}\widehat{V}^T \widehat{A}\hat{v}_1 - VV^T Av_1\| \end{aligned}$$

Now using bounds from Lemma 22, 23 we get,

$$\begin{aligned} \|\hat{\mu}_1 - \mu_1\| &< \frac{(\sigma_1(A) + \epsilon)\epsilon_3}{\alpha_1 a_1 (\alpha_1 a_1 - \epsilon_3)} + \frac{\sigma_1(A) \left(3\epsilon_4 + \frac{4\epsilon}{\sigma_{k-1}(Z_{\lambda_1})}\right) + \epsilon(1 + \epsilon_4)}{\alpha_1 a_1} \\ &< \frac{2}{\alpha_1^2 a_1^2} [(\sigma_1(A) + \epsilon)\epsilon_3 + \alpha_1 a_1 ((3\sigma_1(A) + \epsilon)\epsilon_4 \\ &\quad + \epsilon(1 + 4\sigma_1(A)/\sigma_{k-1}(Z_{\lambda_1})))] \\ &< \frac{2}{\alpha_1^2 a_1^2} [(\sigma_1(A) + \epsilon)\epsilon_3 + 2(3\sigma_1(A) + \epsilon)\epsilon_3 \\ &\quad + \alpha_1 a_1 \epsilon(1 + 4\sigma_1(A)/\sigma_{k-1}(Z_{\lambda_1}))] \\ &\leq 2 \frac{10\sigma_1(A)\epsilon_3 + 5\alpha_1 a_1 \epsilon \frac{\sigma_1(A)}{\sigma_{k-1}(Z_{\lambda_1})}}{\alpha_1^2 a_1^2} \end{aligned}$$

assuming  $\epsilon_3 \leq \frac{\alpha_1 a_1}{2}$ ,  $\sigma_1(A) \geq \epsilon$ , and  $\sigma_1(A) > \sigma_{k-1}(Z_{\lambda_1})$ . Now expanding  $\epsilon_3$  and rearranging terms we have,

$$\begin{aligned} \|\hat{\mu}_1 - \mu_1\| &< \frac{1}{\alpha_1^2 a_1^2} \left( \left(40 + 10 \frac{\alpha_1 a_1}{\sigma_{k-1}(Z_{\lambda_1})}\right) \sigma_1(A)\epsilon + 80 \frac{\sigma_1(A)R\epsilon_2}{\sigma_{k-1}(Z_{\lambda_1})} \right) \\ &< \frac{80}{\alpha_1^2 a_1^2} \left( \sigma_1(A)\epsilon \left(1 + \frac{\alpha_1 a_1}{\sigma_{k-1}(Z_{\lambda_1})}\right) + \frac{\sigma_1(A)\epsilon_2 R}{\sigma_{k-1}(Z_{\lambda_1})} \right) \end{aligned}$$

To prove the second bound from Lemma 24 and assuming  $\epsilon < \sigma_1(A)$  we have  $|\hat{a}_1 - a_1| \leq \frac{10\sigma_1(A)\epsilon_3 + \alpha_1 a_1 \epsilon}{\alpha_1^2 a_1^2}$ . Then,

$$\begin{aligned} \hat{a}_1(\alpha_1 - \hat{\alpha}_1) &= \hat{a}_1 \alpha_1 - \hat{a}_1 \hat{\alpha}_1 \\ &= a_1 \alpha_1 - \hat{a}_1 \hat{\alpha}_1 + \hat{a}_1 \alpha_1 - a_1 \alpha_1 \\ \hat{a}_1 |\alpha_1 - \hat{\alpha}_1| &\leq |a_1 \alpha_1 - \hat{a}_1 \hat{\alpha}_1| + \alpha_1 |\hat{a}_1 - a_1| \\ |\alpha_1 - \hat{\alpha}_1| &\leq \frac{1}{\hat{a}_1} (\|x_1 - \hat{x}_1\| + \alpha_1 |\hat{a}_1 - a_1|) \\ &< \frac{\epsilon_3 + \alpha_1 |\hat{a}_1 - a_1|}{a_1 - |\hat{a}_1 - a_1|} \\ &\leq 2 \frac{\epsilon_3 + \frac{(10\sigma_1(A)\epsilon_3 + \alpha_1 a_1 \epsilon)}{\alpha_1 a_1^2}}{a_1} \end{aligned}$$

using  $|\hat{a}_1 - a_1| < \frac{a_1}{2}$ . We have,

$$\begin{aligned} |\alpha_1 - \hat{\alpha}_1| &\leq 2 \frac{\alpha_1 a_1^2 \epsilon_3 + 10\sigma_1(A)\epsilon_3 + \alpha_1 a_1 \epsilon}{\alpha_1 a_1^3} \\ &< \frac{2}{\alpha_1 a_1^3} ((\alpha_1 a_1^2 + 10\sigma_1(A)) (2\epsilon + 4R\epsilon_2/\sigma_{k-1}(Z_{\lambda_1})) + \alpha_1 a_1 \epsilon) \\ &\leq \frac{4\sigma_1(A)}{\alpha_1 a_1^3} \left( \eta_1 \epsilon + \frac{\eta_2 R \epsilon_2}{\sigma_{k-1}(Z_{\lambda_1})} \right) \end{aligned}$$

where  $\eta_1 := \max\{\alpha_1 a_1(2a_1 + 1), 20\}$ , and  $\eta_2 := \max\{\alpha_1 a_1^2, 10\}$ .

## Appendix F Subspace clustering proofs

In this section we prove Theorem 6 and the necessary lemmas. The main point is the following infinite-sample analysis, which shows that the top  $m$  eigenvectors of the whitened matrix  $B$  can be used to recover the subspace  $\mathcal{U}_1$ .

**Theorem 25.** *Suppose that there is some  $\delta > 0$  such that  $\|U_i v\|^2 \leq (1/3 - \delta)\|U_1 v\|^2$  for all  $i \neq 1$ . Let  $Y = [u_1, \dots, u_m]$  be the matrix of top  $m$  eigenvectors of  $R = D^{-1/2} V^T B V D^{-1/2}$  and  $Z = V D^{1/2} Y$ . Let  $\mathcal{Z}$  be the subspace spanned by columns of  $Z$ . Then,*

1.  $\mathcal{Z} = \mathcal{U}_1$
2.  $\sigma_m(R) - \sigma_{m+1}(R) \geq 3\delta\|U_1 v\|^2$

*Proof.* Define  $w_i = \|U_i U_i^T v\| = \|U_i^T v\|$ , and  $\tilde{U}_i := \sqrt{\alpha_i} D^{-1/2} V^T U_i$ ; note that  $\sum_{i=1}^k \tilde{U}_i \tilde{U}_i^T$  is the  $(km) \times (km)$  identity matrix, which implies that each  $\tilde{U}_i$  has orthonormal columns. Consider the whitened  $B$  matrix. Using Theorem 13,

$$\begin{aligned} D^{-1/2} V^T B V D^{-1/2} &= \sum_{i=1}^k w_i^2 \tilde{U}_i \tilde{U}_i^T + 2 \sum_{i=1}^k \tilde{U}_i U_i^T v v^T U_i \tilde{U}_i^T \\ &= \sum_{i=1}^k w_i^2 \tilde{U}_i \tilde{U}_i^T + 2 \sum_{i=1}^k \tilde{v}_i \tilde{v}_i^T = \sum_{i=1}^k (w_i^2 \tilde{U}_i \tilde{U}_i^T + 2\tilde{v}_i \tilde{v}_i^T) \end{aligned}$$

where  $\tilde{v}_i = \tilde{U}_i U_i^T v$ . Note that  $\tilde{v}_i$  are orthogonal to each other and each  $\tilde{v}_i$  is in the space  $\tilde{\mathcal{U}}_i$ , the span of corresponding  $\tilde{U}_i$ . Moreover,  $\|\tilde{v}_i\| = w_i$ . Now for each  $i$  consider a different orthonormal basis  $\tilde{V}_i$  of  $\tilde{\mathcal{U}}_i$  such that in this basis the first unit vector is aligned along  $\tilde{v}_i$ . Define a rotation  $R_i$  such that  $\tilde{V}_i = \tilde{U}_i R_i$ . Then  $\tilde{V}_i \tilde{V}_i^T = \tilde{U}_i \tilde{U}_i^T$ . Therefore we can write the above equation as

$$R = D^{-1/2} V^T B V D^{-1/2} = \sum_{i=1}^k \tilde{V}_i \tilde{D}_i \tilde{V}_i^T \tag{14}$$

where each  $\tilde{D}_i$  is a diagonal matrix with one maximum value of  $3w_i^2$  and all other values  $w_i^2$ , and also the matrices  $\tilde{V}_i$  are orthogonal. Under the assumption that  $w_i^2 \leq (1/3 - \delta)w_1^2$ , it follows that the top  $m$  eigenvectors of  $R$  are the columns of  $\tilde{V}_i$ , and that the corresponding eigenvalues are  $3w_i^2$  and then  $w_1^2$  repeated  $m - 1$  times. Therefore we can write  $Y = \tilde{U}_i O$ , where  $O$  is an  $m \times m$  orthogonal matrix. Then,

$$Z = V D^{1/2} Y = V D^{1/2} \tilde{U}_i O = \sqrt{\alpha_1} U_1 O$$

This proves the first statement that  $\mathcal{Z}$ , the span of the columns of  $Z$ , is the subspace  $\mathcal{U}_1$ , the span of columns of  $U_1$ . The second statement follows from equation (14) since the maximum value of the  $m + 1$ -th eigenvalue is  $3w_i^2$  for some  $i \neq 1$ . Hence,

$$\sigma_m(R) - \sigma_{m+1}(R) \geq w_1^2 - 3 \max_{i \neq 1} w_i^2 \geq 3\delta w_1^2 = 3\delta\|U_1 v\|^2.$$

□

**Lemma 26.** Let  $\|\hat{A} - A\| < \epsilon < \sigma_{mk}(A)/4$ .  $A = VDV^T$  and  $\hat{A} = \hat{V}\hat{D}\hat{V}^T$  be the eigen decompositions of  $A, \hat{A}$ . Let  $\hat{W} = \hat{V}\hat{D}^{-1/2}$  be the whitening matrix. Then,

$$\|I_k - (\hat{W}^T A \hat{W})^{-1/2}\| \leq \frac{4\epsilon}{\sigma_{mk}(A)}$$

*Proof.* We prove this along the lines in [8]. The matrix  $\hat{W}$  whitens  $\hat{A}$  since,

$$\hat{W}^T \hat{A} \hat{W} = \hat{D}^{-1/2} \hat{V}^T \hat{A} \hat{V} \hat{D}^{-1/2} = I_k$$

Also  $\epsilon < \sigma_{mk}(A)/2$ , hence using Weyl's inequality  $\sigma_{mk}(\hat{A}) \geq \sigma_{mk}(A)/2$ . This implies

$$\begin{aligned} \|I_k - \hat{W}^T A \hat{W}\| &= \|\hat{W}^T (\hat{A} - A) \hat{W}\| \leq \|\hat{W}\|^2 \|\hat{A} - A\| \\ &< \frac{2\epsilon}{\sigma_{mk}(A)} \end{aligned}$$

Therefore all eigenvalues of the matrix  $\hat{W}^T A \hat{W}$  lie in the interval  $(1 - 2\epsilon/\sigma_{mk}(A), 1 + 2\epsilon/\sigma_{mk}(A))$ . This implies the eigenvalues of  $(\hat{W}^T A \hat{W})^{-1}$  lie in the interval  $(1/(1 + 2\epsilon/\sigma_{mk}(A)), 1/(1 - 2\epsilon/\sigma_{mk}(A)))$ . Then,

$$\begin{aligned} (I_k - (\hat{W}^T A \hat{W})^{-1/2})(I_k + (\hat{W}^T A \hat{W})^{-1/2}) &= I_k - (\hat{W}^T A \hat{W})^{-1} \\ I_k - (\hat{W}^T A \hat{W})^{-1/2} &= \left(I_k - (\hat{W}^T A \hat{W})^{-1}\right) (I_k + (\hat{W}^T A \hat{W})^{-1/2})^{-1} \\ \|I_k - (\hat{W}^T A \hat{W})^{-1/2}\| &\leq \|I_k - (\hat{W}^T A \hat{W})^{-1}\| \\ &\leq \frac{1}{1 - 2\epsilon/\sigma_{mk}(A)} - 1 \leq \frac{4\epsilon}{\sigma_{mk}(A)} \end{aligned}$$

□

**Lemma 27** (Whitening matrix perturbation). Assume  $\|\hat{A} - A\| < \epsilon < \sigma_{mk}(A)/4$ . Let  $\hat{W} = \hat{V}\hat{D}^{-1/2}$  be the whitening matrix. Define  $W := \hat{W}(\hat{W}^T A \hat{W})^{-1/2}$ . Then,

$$\|\hat{W} - W\| \leq \frac{8\epsilon}{\sigma_{mk}(A)^{3/2}}$$

*Proof.* We note that the matrix  $W$  whitens the matrix  $A$ , since

$$W^T A W = (\hat{W}^T A \hat{W})^{-1/2} \hat{W}^T A \hat{W} (\hat{W}^T A \hat{W})^{-1/2} = I_k$$

We can bound the perturbation as follows.

$$\begin{aligned} \|\hat{W} - W\| &= \|\hat{W}(I_k - (\hat{W}^T A \hat{W})^{-1/2})\| \\ &\leq \|\hat{W}\| \|I_k - (\hat{W}^T A \hat{W})^{-1/2}\| \\ &\leq \frac{2}{\sqrt{\sigma_{mk}(A)}} \frac{4\epsilon}{\sigma_{mk}(A)} = \frac{8\epsilon}{\sigma_{mk}(A)^{3/2}} \end{aligned}$$

where the last inequality follows from Lemma 26. □

**Lemma 28.** Let  $\max\{\|\hat{A} - A\|, \|\hat{B} - B\|\} < \epsilon$ , and also let  $\epsilon < \min\{\sigma_1(B)/2, \frac{\sigma_{mk}(A)}{16}\}$ .  $W = \hat{W}(\hat{W}^T A \hat{W})^{-1/2}$  be the whitening matrix. Define  $R = W^T B W$  as the whitened  $B$  matrix, and  $\hat{R} = \hat{W}^T \hat{B} \hat{W}$  is its estimate. Then,

$$\|\hat{R} - R\| < \frac{51\sigma_1(B)\epsilon}{\sigma_{mk}(A)^2} := \epsilon_1$$

*Proof.* From Lemma 27 we have  $\|\hat{W} - W\| \leq \frac{8\epsilon}{\sigma_{mk}(A)^{3/2}} < \|\hat{W}\|/2$ . Also we know  $\|\hat{W}\| \leq \sqrt{2/\sigma_{mk}(A)}$ . We obtain the required bound as follows.

$$\begin{aligned}
\|\hat{R} - R\| &= \|\hat{W}^T \hat{B} \hat{W} - W^T B W\| \\
&\leq \|(\hat{W} - W)^T \hat{B} \hat{W}\| + \|W^T (\hat{B} - B) \hat{W}\| + \|W^T B (\hat{W} - W)\| \\
&\leq \frac{3}{2} \|\hat{W} - W\| \|B\| \|\hat{W}\| + \frac{3}{2} \|\hat{W}\|^2 \|\hat{B} - B\| + \frac{3}{2} \|\hat{W}^T\| \|B\| \|\hat{W} - W\| \\
&= 3 \|\hat{W} - W\| \|B\| \|\hat{W}\| + \frac{3}{2} \|\hat{W}\|^2 \|\hat{B} - B\| \\
&< 48 \frac{\sigma_1(B)\epsilon}{\sigma_{mk}(A)^2} + \frac{3\epsilon}{\sigma_{mk}(A)} < \frac{51\sigma_1(B)\epsilon}{\sigma_{mk}(A)^2}
\end{aligned}$$

□

**Lemma 29.** Suppose  $Y = [u_1, \dots, u_m]$  be the matrix of  $m$  largest eigenvectors of  $R = W^T B W$ , and  $\hat{Y}$  be that of  $\hat{R} = \hat{W}^T \hat{B} \hat{W}$ . Let  $\hat{Z} = \hat{V} \hat{D}^{1/2} \hat{Y}$ . Then,

$$\|\hat{Z} \hat{Z}^T - Z Z^T\| \leq C_1 \frac{\sigma_1(A) \sigma_1(B) \epsilon}{(\sigma_m(R) - \sigma_{m+1}(R)) \sigma_{mk}(A)^2}$$

where  $Z$  satisfies  $Y = W^T Z$ , and  $C_1$  is a constant.

*Proof.* First using Wedin's theorem for the matrix  $A$  and  $\hat{A}$  we get

$$\|\hat{V} \hat{V}^T - V V^T\| < \frac{4\epsilon}{\sigma_{mk}(A)}. \quad (15)$$

From Lemma 28 we have  $\|\hat{R} - R\| < \frac{51\sigma_1(B)\epsilon}{\sigma_{mk}(A)^2} = \epsilon_1$ . Therefore we can again use Wedin's theorem on the matrices  $R, \hat{R}$  to bound the perturbation of the subspace spanned by  $Y$ .

$$\begin{aligned}
\|\hat{Y} \hat{Y}^T - Y Y^T\| &\leq \frac{4\|\hat{R} - R\|}{\sigma_m(R) - \sigma_{m+1}(R)} \\
&= \frac{4\epsilon_1}{\sigma_m(R) - \sigma_{m+1}(R)}.
\end{aligned} \quad (16)$$

We now bound the following term.

$$\begin{aligned}
\|\hat{V} \hat{D}^{1/2} W^T - \hat{V} \hat{V}^T\| &= \|\hat{V} \hat{D}^{1/2} (\hat{W}^T A \hat{W})^{-1/2} \hat{W}^T - \hat{V} \hat{V}^T\| \\
&= \|\hat{V} \hat{D}^{1/2} (\hat{W}^T A \hat{W})^{-1/2} \hat{D}^{-1/2} \hat{V}^T - \hat{V} \hat{V}^T\| \\
&\leq \|\hat{D}^{1/2} (\hat{W}^T A \hat{W})^{-1/2} \hat{D}^{-1/2} - I_k\| \\
&\leq \|\hat{D}^{1/2}\| \|(\hat{W}^T A \hat{W})^{-1/2} - I_k\| \|\hat{D}^{-1/2}\| \\
&\leq \sqrt{\frac{\sigma_1(\hat{A})}{\sigma_{mk}(\hat{A})}} \frac{4\epsilon}{\sigma_{mk}(A)} \leq \frac{8\sigma_1(A)^{1/2} \epsilon}{\sigma_{mk}(A)^{3/2}}
\end{aligned} \quad (17)$$

where the second to last inequality follows from Lemma 26. Next we show that  $\hat{Z} \hat{Z}^T$  is close to the projection of  $Z Z^T$  onto the subspace  $\hat{V} \hat{V}^T$ .

$$\begin{aligned}
&\|\hat{Z} \hat{Z}^T - \hat{V} \hat{V}^T Z Z^T \hat{V} \hat{V}^T\| \\
&= \|\hat{V} \hat{D}^{1/2} \hat{Y} \hat{Y}^T \hat{D}^{1/2} \hat{V}^T - \hat{V} \hat{V}^T Z Z^T \hat{V} \hat{V}^T\| \\
&\leq \|\hat{V} \hat{D}^{1/2} (\hat{Y} \hat{Y}^T - Y Y^T) \hat{D}^{1/2} \hat{V}^T\| + \|\hat{V} \hat{D}^{1/2} Y Y^T \hat{D}^{1/2} \hat{V}^T - \hat{V} \hat{V}^T Z Z^T \hat{V} \hat{V}^T\| \\
&\leq \sigma_1(\hat{A}) \|\hat{Y} \hat{Y}^T - Y Y^T\| + \|\hat{V} \hat{D}^{1/2} W^T Z Z^T W \hat{D}^{1/2} \hat{V}^T - \hat{V} \hat{V}^T Z Z^T \hat{V} \hat{V}^T\|
\end{aligned} \quad (18)$$

We bound the second term as follows. Observe that the matrix  $D^{-1/2}V^T$  also whitens the matrix  $A$ . Therefore  $Z$  can be expressed as  $Z = VD^{1/2}U'$  where  $U'$  is a matrix with orthonormal columns. This implies  $\|ZZ^T\| = \|VD^{1/2}U'U'^TD^{1/2}V^T\| \leq \sigma_1(A)$ .

$$\begin{aligned}
& \|\hat{V}\hat{D}^{1/2}W^TZZ^TW\hat{D}^{1/2}\hat{V}^T - \hat{V}\hat{V}^TZZ^T\hat{V}\hat{V}^T\| \\
\leq & \|(\hat{V}\hat{D}^{1/2}W^T - \hat{V}\hat{V}^T)ZZ^TW\hat{D}^{1/2}\hat{V}^T\| + \|\hat{V}\hat{V}^TZZ^T(W\hat{D}^{1/2}\hat{V}^T - \hat{V}\hat{V}^T)\| \\
\leq & \|(\hat{V}\hat{D}^{1/2}W^T - \hat{V}\hat{V}^T)ZY^T\hat{D}^{1/2}\hat{V}^T\| + \|ZZ^T\| \|W\hat{D}^{1/2}\hat{V}^T - \hat{V}\hat{V}^T\| \\
\leq & \|\hat{V}\hat{D}^{1/2}W^T - \hat{V}\hat{V}^T\| \|Z\| \|\hat{D}^{1/2}\| + \|ZZ^T\| \|W\hat{D}^{1/2}\hat{V}^T - \hat{V}\hat{V}^T\| \\
\leq & \frac{8\sigma_1(A)^{1/2}\epsilon}{\sigma_{mk}(A)^{3/2}} \times 2\sigma_1(A) + \sigma_1(A) \times \frac{8\sigma_1(A)^{1/2}\epsilon}{\sigma_{mk}(A)^{3/2}} \\
= & 24 \frac{\sigma_1(A)^{3/2}\epsilon}{\sigma_{mk}(A)^{3/2}}
\end{aligned}$$

The second to last step follows from equation 17. Now using the above bound in equation 18 we get,

$$\begin{aligned}
\|\hat{Z}\hat{Z}^T - \hat{V}\hat{V}^TZZ^T\hat{V}\hat{V}^T\| & \leq \sigma_1(\hat{A})\|\hat{Y}\hat{Y}^T - YY^T\| + 24 \frac{\sigma_1(A)^{3/2}\epsilon}{\sigma_{mk}(A)^{3/2}} \\
& \leq \frac{8\sigma_1(A)\epsilon_1}{\sigma_m(R) - \sigma_{m+1}(R)} + 24 \frac{\sigma_1(A)^{3/2}\epsilon}{\sigma_{mk}(A)^{3/2}}
\end{aligned} \tag{19}$$

where the last step follows from inequalities (16). We compute the required bound by combining equations (15) and (19) as follows.

$$\begin{aligned}
\|\hat{Z}\hat{Z}^T - ZZ^T\| & = \|\hat{Z}\hat{Z}^T - VV^TZZ^TVV^T\| \\
& \leq \|\hat{Z}\hat{Z}^T - \hat{V}\hat{V}^TZZ^T\hat{V}\hat{V}^T\| + 3\|VV^T - \hat{V}\hat{V}^T\| \|ZZ^T\| \\
& \leq \frac{8\sigma_1(A)\epsilon_1}{\sigma_m(R) - \sigma_{m+1}(R)} + 24 \frac{\sigma_1(A)^{3/2}\epsilon}{\sigma_{mk}(A)^{3/2}} + \frac{12\sigma_1(A)\epsilon}{\sigma_{mk}(A)} \\
& \leq C_1 \frac{\sigma_1(A)\sigma_1(B)\epsilon}{(\sigma_m(R) - \sigma_{m+1}(R))\sigma_{mk}(A)^2}
\end{aligned}$$

where  $C_1$  is a constant. □

## F.1 Proof of Theorem 6

The proof follows from Theorem 25 and Lemma 29. Note that the matrix  $Z$  has all singular values equal to  $\sqrt{\alpha_1}$ , therefore  $ZZ^T$  has singular values  $\alpha_1$ . Under the affinity condition from Theorem 25, we have

$$\sigma_m(R) - \sigma_{m+1}(R) \geq 3\delta\|U_1v\|^2$$

Combining with Lemma 29 we get

$$\|\hat{Z}\hat{Z}^T - ZZ^T\| \leq \frac{C_2\sigma_1(A)\sigma_1(B)\epsilon}{\delta\|U_1v\|^2\sigma_{mk}(A)^2}$$

where  $C_2$  is a constant. Finally applying Wedin's theorem for the matrices  $\hat{Z}\hat{Z}^T$  and  $ZZ^T$ , we have

$$\|\hat{U}\hat{U}^T - U_1U_1^T\| \leq \frac{C_3\sigma_1(A)\sigma_1(B)\epsilon}{\alpha_1\delta\|U_1v\|^2\sigma_{mk}(A)^2} \leq \frac{C\sigma_1(A)^2\epsilon}{\alpha_1\delta\sigma_{mk}(A)^2}$$

where  $C_3 = 4C_2$ .



## Appendix G Sample complexity analysis

Since the basic application of our method requires the estimation of certain covariance matrices, we need to show that one can estimate these matrices. There is a large literature on estimating covariance matrices, but for simplicity we will only focus on the simplest estimator: the sample covariance matrix. By well-known matrix concentration inequalities, one can show that the sample covariance matrix will be close to the covariance matrix with high probability if the sample size is large enough:

**Theorem 30.** [32] *Let  $A_1, \dots, A_n$  be i.i.d. symmetric random  $d \times d$  matrices. If  $\|A_1\| \leq L$  a.s. then*

$$\Pr\left(\left\|\frac{1}{n}\sum_{i=1}^n A_i - \mathbb{E}A_i\right\| \geq t\right) \leq 8d \exp\left(-\frac{nt^2}{L^2}\right).$$

### G.1 Truncation

Unfortunately, the matrices we will be dealing with do not usually have almost sure bounds on their norm. Here, we develop some straightforward truncation arguments in order to adapt Theorem 30.

**Theorem 31.** *Suppose that  $A_1, \dots, A_n$  are i.i.d. symmetric random  $d \times d$  matrices satisfying the tail bound*

$$\Pr(\|A_1\| \geq t) \leq Ce^{-ct^\alpha}$$

for some  $\alpha > 0$ . Then for any  $\epsilon, \delta > 0$ , if  $n \geq \tilde{\Omega}_\alpha(\epsilon^{-2} \log(d/\delta))$  then

$$\Pr(\|\hat{\mathbb{E}}A - \mathbb{E}A\| \geq \epsilon) \leq \delta,$$

where  $\tilde{\Omega}_\alpha(k)$  means  $C(\alpha)\Omega(k \log^{C(\alpha)} k)$ .

*Proof.* Fix  $L > 0$  (to be determined later) and define the random matrix  $B_i$  by  $B_i = A_i 1_{\{\|A_i\| \leq L\}}$ . Then Theorem 30 applies to  $B_i$ : if  $n \geq \Omega(L^2 \epsilon^{-2} \log(d/\delta))$  then

$$\Pr(\|\hat{\mathbb{E}}B - \mathbb{E}B\| \geq \epsilon) \leq \delta.$$

To compare this with the similar quantity involving  $A$ , we will consider  $\hat{\mathbb{E}}(A - B)$  and  $\mathbb{E}(A - B)$  separately.

First, note that  $\Pr(A_i \neq B_i) = \Pr(\|A_i\| \geq L) \leq C \exp(-cL^\alpha)$ . If  $L = \Omega(\log^{1/\alpha}(n/\delta))$  then  $\Pr(A_i \neq B_i) \leq \delta/n$ . By a union bound,

$$\Pr(\hat{\mathbb{E}}A \neq \hat{\mathbb{E}}B) \leq \delta. \tag{20}$$

Now we fix  $L = C' \log^{1/\alpha}(n/(\delta \vee \epsilon))$  and we consider  $\|\mathbb{E}(A - B)\|$ . By the triangle inequality,

$$\|\mathbb{E}(A - B)\| = \|\mathbb{E}A 1_{\{\|A\| \geq L\}}\| \leq \mathbb{E}\|A\| 1_{\{\|A\| \geq L\}}.$$

On the other hand, we can bound

$$\mathbb{E}\|A\| 1_{\{\|A\| \geq L\}} = \int_L^\infty \Pr(\|A\| \geq t) dt \leq C \int_L^\infty e^{-ct^\alpha} dt.$$

With the change of variables  $t = u^{1/\alpha}$ , we have

$$\mathbb{E}\|A\| 1_{\{\|A\| \geq L\}} \leq \frac{1}{\alpha} \int_{L^\alpha}^\infty u^{1/\alpha} e^{-cu} du.$$

Now, if  $u \geq C'' \frac{1}{\alpha} \log \frac{1}{\alpha}$  for large enough  $C''$  then  $u^{1/\alpha} e^{-cu} \leq e^{-cu/2}$ . Hence, if  $L^\alpha \geq C'' \frac{1}{\alpha} \log \frac{1}{\alpha}$  then

$$\mathbb{E}\|A\| 1_{\{\|A\| \geq L\}} \leq \frac{1}{\alpha} \int_{L^\alpha}^\infty e^{-cu/2} du \leq C(\alpha) e^{-cL^\alpha/2} \leq C(\alpha) \epsilon$$

where the last inequality holds if the constant  $C'$  in the definition of  $L$  is large enough compared to  $c$ . On the other hand, if  $L^\alpha < C'' \frac{1}{\alpha} \log \frac{1}{\alpha}$  then we must have  $\epsilon > c(\alpha)$  for some  $c(\alpha) > 0$ . In this case,  $\mathbb{E}\|A\|1_{\{\|A\| \geq L\}} \leq C \leq C(\alpha)\epsilon$  trivially. To summarize, in every case we have

$$\|\mathbb{E}(A - B)\| \leq C(\alpha)\epsilon.$$

Putting this together with (20), we have that if  $n \geq \Omega(L^2 \epsilon^{-2} \log(d/\delta))$  then with probability at least  $1 - 2\delta$ ,

$$\begin{aligned} \|\hat{\mathbb{E}}A - \mathbb{E}A\| &\leq \|\hat{\mathbb{E}}B - \mathbb{E}B\| + \|\hat{\mathbb{E}}A - \hat{\mathbb{E}}B\| + \|\mathbb{E}A - \mathbb{E}B\| \\ &\leq (1 + C(\alpha))\epsilon. \end{aligned}$$

Finally, recalling that  $L = \text{polylog}(n, 1/\epsilon, 1/\delta)$  (with the polynomial depending on  $\alpha$ ), we see that  $n = \tilde{\Omega}_\alpha(\epsilon^{-2} \log(d/\delta))$  suffices. Finally, we can absorb the constant  $C(\alpha)$  into  $\epsilon$ .  $\square$

We will now show how Theorem 31 bounds the error in estimating the various matrices that we had to estimate for the various different models we considered. Essentially, we will repeatedly use the observation that if  $z$  is a standard Gaussian variable then  $z^{2/\alpha}$  has a tail that decays like  $e^{-ct^\alpha}$ . In other words, moments of Gaussians will naturally lead to a condition that the one assumed in Theorem 31.

## G.2 Gaussian mixture model

For the following theorem, we revert to the notation of the Gaussian mixture model.

**Theorem 32.** Fix  $\epsilon, \delta > 0$ . Let  $\hat{A} = \hat{\mathbb{E}}[xx^T]$  and  $\hat{B} = \hat{\mathbb{E}}[\langle x, v \rangle xx^T]$ , where  $\hat{\mathbb{E}}$  is taken with  $n$  i.i.d. samples. If  $n \geq \tilde{\Omega}(d\epsilon^{-2} \log(d/\delta))$  then with probability at least  $1 - \delta$ ,  $\|\hat{\mathbb{E}}A - \mathbb{E}A\| \leq \epsilon$  and  $\|\hat{\mathbb{E}}B - \mathbb{E}B\| \leq \epsilon$ .

*Proof.* To estimate  $A$ , first note that  $\|xx^T\| = \|x\|^2$ . Now,  $\mathbb{E}\|x\|^2 \leq R^2 + d\sigma^2$ , where  $R = \max_i \|\mu_i\|$ , and also  $\Pr(\|x\|^2 \geq \mathbb{E}\|x\|^2 + t\sqrt{d}) \leq Ce^{-ct}$ . Hence, we may apply Theorem 31 with  $A_i = x_i x_i^T / \sqrt{d}$  and  $\alpha = 1$ ; this yields the claimed bound on  $\|\hat{\mathbb{E}}A - \mathbb{E}A\|$ .

To estimate  $B$ , note that  $\|\langle x, v \rangle^2 xx^T\| = \langle x, v \rangle^2 \|x\|^2$ . Now, the triangle inequality implies that  $\langle x, v \rangle^2 \|x\|^2$  is stochastically dominated by

$$4R^4 + 4\mathbb{E}[\langle z, v \rangle^2 \|z\|^2] = 4R^4 + 4\mathbb{E}[z_1^2 \|z\|^2],$$

where  $z$  is a standard (i.e., centered) Gaussian vector. Then  $\mathbb{E}[z_1^2 \|z\|^2] = 2 + d$ , and  $z_1^2 \|z\|^2$  has tails of order  $e^{-ct^{1/2}}$ ; that is it satisfies the assumptions of Theorem 31 with  $\alpha = 1/2$ . Applying Theorem 31 with  $A_i = \langle x_i, v \rangle^2 x_i x_i^T / \sqrt{d}$  then yields the claimed bound on  $\|\hat{\mathbb{E}}B - \mathbb{E}B\|$ .  $\square$

## G.3 LDA topic model

For the following theorem, we revert to the notation of the LDA topic model, where  $d$  is the size of the dictionary.

**Theorem 33.** Fix  $\epsilon, \delta > 0$ . Let  $\hat{A} = \hat{\mathbb{E}}[x_1 x_2^T]$  and  $\hat{B} = \hat{\mathbb{E}}[\langle x_3, v \rangle x_1 x_2^T]$ , where  $\hat{\mathbb{E}}$  is taken with  $n$  i.i.d. samples. If  $n \geq \Omega(\epsilon^{-2} \log(d/\delta))$  then with probability at least  $1 - \delta$ ,  $\|\hat{A} - \mathbb{E}A\| \leq \epsilon$  and  $\|\hat{B} - \mathbb{E}B\| \leq \epsilon$ .

*Proof.* We can apply Theorem 30 directly, since  $\|x_1 x_2^T\| \leq 1$  and  $\langle x_3, v \rangle x_1 x_2^T \leq 1$ .  $\square$

## G.4 Mixed regression

For the following theorem, we revert to the notation of the mixed regression model.

**Theorem 34.** Fix  $\epsilon, \delta > 0$ . Let  $\hat{A} = \hat{\mathbb{E}}[y^2 xx^T]$  and  $\hat{B} = \hat{\mathbb{E}}[y^3 \langle x, v \rangle xx^T]$ , where  $\hat{\mathbb{E}}$  is taken with  $n$  i.i.d. samples. Let  $R = \max_i \|\mu_i\|$ . If  $n \geq \tilde{\Omega}((R^2 + \sigma^2)\epsilon^{-2} d \log(d/\delta))$  then with probability at least  $1 - \delta$ ,  $\|\hat{A} - \mathbb{E}A\| \leq \epsilon$  and  $\|\hat{B} - \mathbb{E}B\| \leq \epsilon$ .

*Proof.* Recalling that in cluster  $i$  we have  $y = \langle x, \mu_i \rangle + \xi$ , we have

$$\|y^2 xx^T\| \leq 2\langle x, \mu_i \rangle^2 \|x\|^2 + 2\xi^2 \|x\|^2.$$

Hence,  $\mathbb{E}\|y^2 xx^T\| \leq 2R^2(2 + d) + \sigma^2 d$ , with tails that decay at the rate  $e^{-ct^{1/2}}$ . Applying Theorem 31 implies the claimed bounds for  $A$ . The case of  $B$  is analogous, except that since it involves sixth moments the tails will decay at the rate  $e^{-ct^{1/3}}$ ; this only effects the polylogarithmic terms hidden in the  $\tilde{\Omega}$  notation.  $\square$

## G.5 Subspace clustering

For the following theorem, we revert to the notation of the subspace clustering model. We assume for simplicity that  $\sigma$  is known, since if it isn't then it can be easily and accurately learnt.

**Theorem 35.** *Fix  $\epsilon, \delta > 0$ . Let  $\hat{A} = \hat{\mathbb{E}}[xx^T] - \sigma^2 I_d$  and*

$$\hat{B} = \hat{\mathbb{E}}[\langle x, v \rangle^2 xx^T] - \sigma^2 (v^T \hat{A} v) I_d - \sigma^2 \|v\|^2 \hat{A} - \sigma^4 (\|v\|^2 I_d + vv^T) - 2\sigma^2 (\hat{A} v v^T + v v^T \hat{A})$$

where  $\hat{\mathbb{E}}$  is taken with respect to  $n$  i.i.d. samples. If  $n \geq \tilde{\Omega}(\epsilon^{-2}(1 + \sigma^2)\|v\|^2 m \log(d/\delta))$  then with probability at least  $1 - \delta$ ,  $\|\hat{A} - A\| \leq \epsilon$  and  $\|\hat{B} - B\| \leq \epsilon$ .

*Proof.* Since  $x/\sigma$  is an  $m$ -dimensional Gaussian vector,  $\|x\|^2/(\sigma^2 m)$  is concentrated around its mean (1) with tails of order  $e^{-ct}$ . In other words, Theorem 31 (with  $\alpha = 1$ ) implies our claim for  $A$ . The claim for  $B$  is analogous, except that since it involves fourth moments, the tails will decay at the rate  $e^{-ct^{1/2}}$ .  $\square$