

Dynamic nuclear polarization and relaxation of H and D atoms in solid mixtures of hydrogen isotopes

S. Sheludiakov¹, J. Ahokas¹, J. Järvinen¹,
O. Vainio¹, L. Lehtonen¹, S. Vasiliev¹,
D.M. Lee² and V.V. Khmelenko²

October 3, 2016

Abstract We report on a study of Dynamic Nuclear Polarization and electron and nuclear spin relaxation of atomic hydrogen and deuterium in solid molecular matrices of H₂, D₂, and HD mixtures. The electron and nuclear spin relaxation times (T_{1e} and T_{1N}) were measured within the temperature range 0.15-2.5 K in a magnetic field of 4.6 T, conditions which ensure a high polarization of electron spins. We found that T_{1e} is nearly temperature independent in this temperature range, while T_{1N} decreased by 2 orders of magnitude. Such strong temperature dependence is typical for the nuclear Orbach mechanism of relaxation via the electron spins. We found that the nuclear spins of H atoms in solid D₂ and D₂:HD can be efficiently polarized by the Overhauser effect. Pumping the forbidden transitions of H atoms also leads to DNP, with the efficiency strongly dependent on the concentration of D atoms. This behaviour indicates the Cross effect mechanism of the DNP and nuclear relaxation, which turns out to be well resolved in the conditions of our experiments. Efficient DNP of H atoms was also observed when pumping the middle D line located in center of the ESR spectrum. This phenomenon can be explained in terms of clusters or pairs of H atoms with strong exchange interaction. These clusters have partially allowed transitions in the center of the ESR spectrum and DNP may be created via the resolved Cross effect.

1 Introduction

Hydrogen atoms in a matrix of molecular hydrogen at high enough concentrations may lead to a number of fascinating quantum phenomena. Quantum correlations between atoms may lead to a BEC-like behavior of H atoms or to

¹Wihuri Physical Laboratory, Department of Physics and Astronomy, University of Turku, 20014 Turku, Finland

²Institute for Quantum Science and Engineering, Department of Physics and Astronomy, Texas A&M University, College Station, TX, 77843, USA

a transition to the conducting state of a normally insulating H_2 matrix. Such a metal-insulator transition occurs in semiconductors, e.g. P-doped silicon at a critical concentration of $[P]=3 \times 10^{18} \text{cm}^{-3}$. Similar effects for H atoms may be expected at much higher concentrations because of the smaller size of H atoms compared to phosphorus donors. In our recent study of Dynamic Nuclear Polarization (DNP) of H atoms in solid D_2 with a small admixture of H_2 and HD [1] we observed effects, which may indicate the possible onset of the insulator-to-metal transition. We found that pumping exactly in the center of the ESR spectrum, where no DNP effects are expected for isolated atoms, leads to an effective polarization of the nuclear spins of H atoms. This resembles the well-known Overhauser effect in metals where nuclear spins become polarized after ESR pumping at the Larmor frequency of conduction electrons. The nuclear spins relax through the hyperfine coupling to the conduction electrons and the spin polarization emerges due to a difference in the rates of the flip-flop and flip-flip cross-relaxation [2]. Similar effects were also recently observed in insulating glassy solids doped by radicals [3] and Si:P where ESR pumping of the exchange-coupled donor line led to polarizing ^{29}Si nuclei [4].

In this work we deal with three main methods for polarizing nuclear spins dynamically, i.e. excluding a brute force technique: the Overhauser effect (OE), the Solid effect (SE) and the Cross effect (CE). In all these methods the allowed or forbidden transitions are induced by applied rf power, which leads to a change of the populations of the electron and nuclear spin states. As a result, the electron spin polarization is effectively transferred to the nuclei, and therefore the DNP is most effective at low temperatures and high magnetic fields, when high degree of electron spin polarization is obtained in equilibrium. The Solid effect relies on saturating the forbidden transitions followed by the thermal relaxation of electron spins, and therefore requires much higher excitation power. The Cross effect and thermal mixing are the three-spin phenomena. They require two electron spins being coupled together by the dipolar interaction and a nuclear spin having hyperfine or dipolar coupling to one of the electron spins. The Cross effect may be realized when the ESR frequencies of two electrons ω_{e1} and ω_{e2} differ by the Larmor frequency ω_N of a nucleus coupled to one of them [5], so that:

$$\omega_{e1} = \omega_{e2} + \omega_N \quad (1)$$

In this case saturating first electron transition at ω_{e1} leads to emergence of strong oscillating internal fields, and hence to an increase of the photon density at this frequency. This stimulates simultaneous flips of the second electron and nuclear spin, resulting in DNP. Here, unlike the Overhauser and Solid effects, pumping and cross-relaxation occur at the same frequency. Although the Cross effect is a well established method, it has been exclusively observed for inhomogeneously broadened ESR lines having a breadth greater than the nuclear Larmor frequency [6]. In this situation it cannot be resolved from the Solid effect, and the analysis of the DNP dynamics becomes rather complicated.

Polarizing nuclear spins by the Solid effect requires much larger oscillating fields than in the case of the Overhauser effect. Saturating a flip-flop forbidden

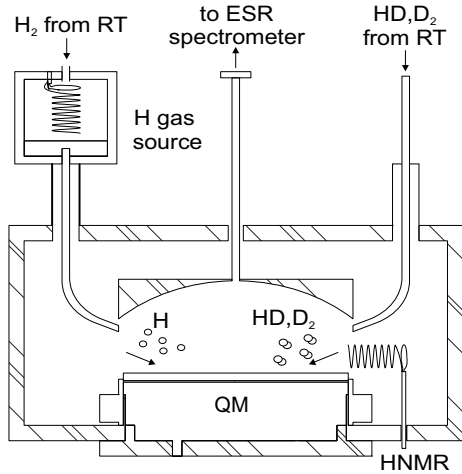


Fig. 1 The sample cell schematic. Here QM is the quartz crystal microbalance, HNMR is the helical resonator used for running discharge in the sample cell.

transition requires mm-wave fields of the order of $(A/B)^{-2}$ larger than for the allowed transition, where A is the hyperfine constant (507 G for H) and B is magnetic field. The flip-flip transition is completely forbidden for the free atoms but becomes allowed in solids by the factor $(B_{dip}/B)^2$ where B_{dip} is the dipolar term of the electron-nuclear interaction. The probability of polarizing nuclear spins by the well-resolved Cross effect for the case when requirement (1) is fulfilled can be substantially larger than that for the Solid effect because the allowed ESR transition is saturated in this case [7].

In order to create large enough nuclear polarization by means of DNP, two main requirements should be fulfilled. The electron polarization should be close to unity and the nuclear relaxation time should be longer than the relaxation time through the forbidden transitions. These conditions are fulfilled in high magnetic fields (above 1 T) and low temperatures (below 1 K). A comprehensive study of the spin-lattice relaxation in Si:P, a system similar to H in H_2 , was carried out in works of Feher [8] and Honig [9] while a thorough theoretical analysis of the mechanisms of electronic and nuclear relaxation is presented in the book of Abragam and Goldman [10].

In this work we will focus on clarification of mechanisms responsible for the formation of DNP of hydrogen atoms recently observed by our group in a $D_2:H_2$ matrix [1]. We present a detailed study of the spin-lattice relaxation and extended our experiments on DNP of H and D atoms to several other matrices, including p- H_2 , o- D_2 , HD and $D_2:2\%HD$ mixtures. The measurements are performed at the conditions of high magnetic field $B=4.6$ T and low temperatures $T \sim 100$ mK where electron spins are fully polarized, while the H nuclear spin polarization is relatively low $p = (n_a - n_b)/(n_a + n_b) \sim 0.1$ in thermal equilibrium.

We observed a much faster relaxation of the H nuclear spins in a solid D₂ matrix compared to other hydrogen matrices, H₂ and HD. It turned out that the nuclear relaxation times below about 0.7 K for all cases were almost temperature independent. At higher temperatures we observed a strong temperature dependence, which may be explained by the nuclear Orbach process. We found that nuclear polarization of H can be created in D₂, HD and D₂:HD matrices by pumping forbidden transitions of H atoms and the center of the ESR spectrum which match the position of D lines in our magnetic field. An extensive study of H and D DNP in different hydrogen matrices makes it possible for us to conclude that the presence of unpaired D atoms becomes essential for effective polarization and cross-relaxation of H nuclear spins. A well resolved Cross effect between H and D atoms is suggested as a possible explanation of such behaviour.

2 Experimental setup

The experiments were conducted in the experimental cell shown in Fig.1. The cell is anchored to the mixing chamber of the Oxford 2000 dilution refrigerator and is located at the center of a 4.6 T superconducting magnet. The main diagnostic tools in our experiments are a 128 GHz ESR spectrometer and a quartz-crystal microbalance used for measuring the thickness of the hydrogen films [11]. The films of solid hydrogen isotopes are deposited directly from the room temperature gas handling system onto the top electrode of the quartz-crystal microbalance which also plays a role as the bottom mirror of the Fabry-Perot ESR resonator. The temperature of the quartz surface is kept below 1 K in the deposition process, which allows growing smooth and homogeneous films [11].

Prior to depositing the samples, a small amount of He was condensed into the volume below the QM in order to have a saturated film which flushes the substrate and helps to provide a proper cooling to the samples. After the hydrogen films are deposited, a rf discharge is started in the sample cell using a helical resonator (HNMR) and the accumulation of unpaired atoms begins. The films we studied were ~ 250 nm thick, which is ~ 2.5 times larger than the penetration depth of the electrons (~ 100 eV) generated during discharge. The discharge was turned off after running it for ~ 2 days. The concentrations of unpaired atoms in the films were evaluated from the density dependent shifts and widths of the ESR lines [12]. The total concentrations of H and D atoms in the samples we studied were $\sim 3 \times 10^{19} \text{cm}^{-3}$ while the H:D ratio varied from sample to sample. The maximum D concentration reached in HD films was $\sim 3 \times 10^{18} \text{cm}^{-3}$. In these samples the D atom concentrations decayed with a characteristic time of ~ 3 h after stopping the discharge due to the reaction of isotopic exchange with HD molecules [13]. In addition to the atoms stabilized in solid hydrogen films we were able to accumulate substantial densities of H and D atoms in the gas phase in the bulk of the sample cell. The ESR lines of these free atoms served as good field markers for measurements of spectral

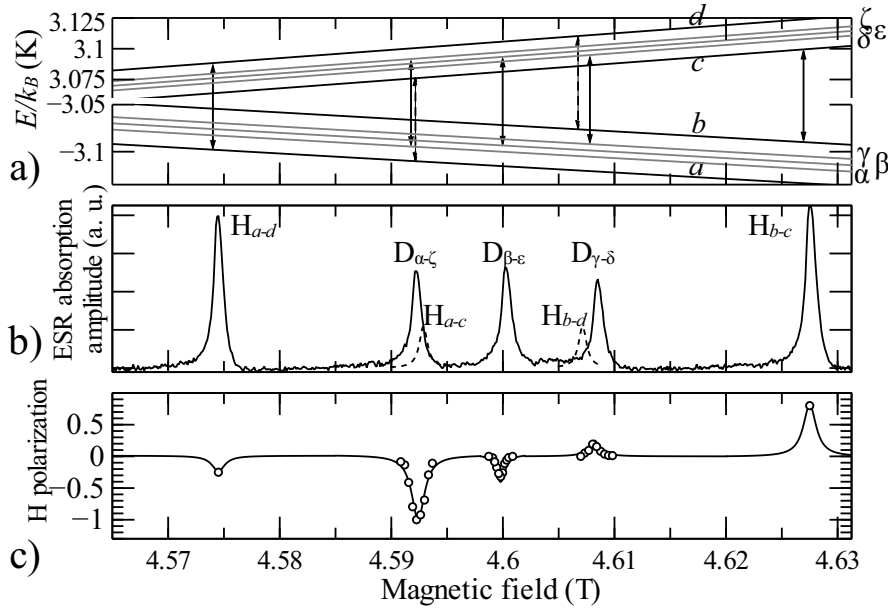


Fig. 2 a) Energy levels and ESR transitions for atomic H and D in magnetic field $B=4.6$ T, b) ESR spectrum of H and D, the H forbidden transitions are shown dotted, c) Nuclear polarization of H atoms as a function of the ESR pumping position. The equilibrium polarization is subtracted for convenience. The solid line is drawn as a guide for the eye.

characteristics of the trapped atoms. This was especially useful for finding exact location of forbidden transitions of H atoms.

3 Experimental results

Relaxation measurements. In order to clarify the influence of the environment on the efficiency of DNP and relaxation of impurity atoms, the measurements were performed with several distinct hydrogen matrices: para- H_2 , ortho- D_2 , HD and $D_2:2\%HD$ mixtures. We studied both relaxation behavior as a function of temperature and the DNP effects by pumping allowed and forbidden ESR transitions. In all matrices except pure D_2 , concentrations of D atoms were much smaller than H due to the fast conversion of D atoms to H caused by the isotopic exchange reactions $D+H_2 \rightarrow HD+H$ and $D+HD \rightarrow D_2+H$. In pure HD matrices the signal of D disappeared within about ~ 3 h after turning off the rf discharge. Therefore, the relaxation behavior for D atoms was studied only in the D_2 sample where a large fraction of D atoms remained unconverted into H.

The electron spin-lattice relaxation times were measured by a saturation-recovery method: first we saturated the ESR line using mm-wave power of $\approx 1\mu W$ and then measured the line recovery after the ESR excitation was decreased by 30 dB to a low enough level to neglect saturation effects. The

T_{1e} times for both H and D were ~ 0.1 s for all samples we studied. The relaxation times decreased only by a factor of 2 after raising temperature from 0.15 to 1.5 K. The measurement of the nuclear relaxation was performed after substantial nuclear polarization was created by one of the DNP methods, as described in the next section. We found that the H and D nuclear relaxation times decreased significantly at temperatures above ~ 0.7 -1 K. The nuclear relaxation was faster for H in a D_2 matrix compared to para- H_2 and to the relaxation rate of D in the same D_2 sample. These results are summarized in Fig.4.

The measurements of the cross-relaxation were done using Overhauser DNP, by saturating the allowed $b - c$ or $a - d$ ESR transitions. The rate of the DNP growth is determined by the cross-relaxation, which was monitored as the evolution of the ESR lines as a function of the pumping time. The cross-relaxation through the flip-flop transition for H atoms turned out to be most efficient in the D_2 sample, $T_{ca}=10$ s, which is significantly smaller than for H in H_2 : $T_{ca} \sim 10^3$ s. The most peculiar behavior was observed in HD where the cross-relaxation times were dependent on the age of the sample: they were shorter right after stopping discharge in the sample cell and increased upon sample storage. The cross-relaxation time through the flip-flip transition, T_{db} , was found to be about 10^3 s for H in D_2 but was too long to measure in other samples. We did not observe any dependence of the cross-relaxation times on temperature.

Dynamic nuclear polarization. DNP for H and D atoms was performed by stopping magnetic field sweep at the value corresponding to a certain allowed or forbidden transition, and maximum excitation power of $\approx 1 \mu W$ was turned on for 0.5-1 hour. This power was sufficient for partial saturation of the allowed ESR transitions. On the other hand, forbidden transitions were very far from saturation. The lines of atoms in the matrices containing deuterium were broadened by a mixture of homogeneous and inhomogeneous broadening effects. Therefore, in order to saturate the whole line, the frequency of the excitation source was modulated with a deviation of several MHz. The lines of H in H_2 were homogeneously broadened, and no modulation was needed to saturate the whole line by staying at its peak.

The only way to create DNP in the para- H_2 samples was the Overhauser effect by saturating the $b - c$ transition. We achieved H polarization $p = 0.8$ by pumping the high field line for ≈ 1 h. We were unable to polarize H nuclear spins in para- H_2 by pumping at the positions of any other transitions of H or D. The situation was completely different for H atoms in matrices containing deuterium. Efficient DNP was observed by pumping all allowed and forbidden transitions of H and allowed transitions of D atoms. The effect did not work the other way round: by pumping allowed transitions of H we did not observe any DNP effects on D. The most efficient way to create DNP of H was to pump its $b - c$ transition. The b -state atoms were rapidly transferred into the a -state, and polarizations close to $p \sim 0.9$ were achieved within a few minutes. Pumping the low field line worked substantially slower; $p = -0.2$ was reached after one hour of pumping. In both these cases the DNP is obtained via the OE of H. Then

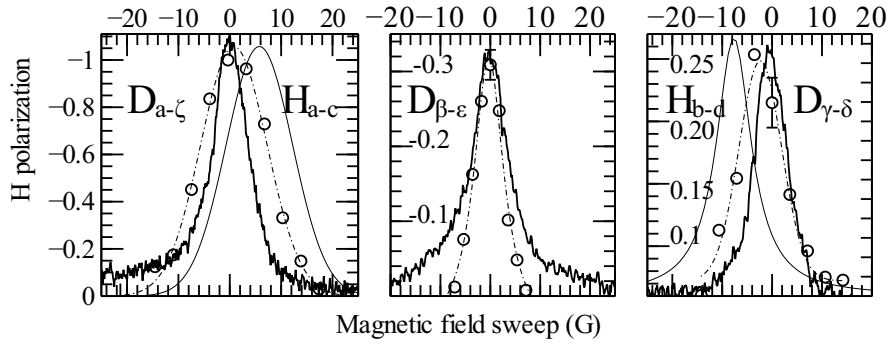


Fig. 3 The patterns of H atom DNP after ESR pumping near the lines of atomic deuterium in solid D_2 (open circles). The pumping times near $D_{\alpha-\zeta}$, $D_{\beta-\epsilon}$ and $D_{\gamma-\delta}$ transitions were 1.7 min, 10 min and 1h, respectively. The positions of the H forbidden transitions are shown as a reference. The equilibrium polarization is subtracted for convenience.

we performed OE DNP for D atoms. The DNP effect was also observed in this case, but its efficiency was substantially smaller than that for H atoms. In addition we found that pumping the D lines leads to effective polarization of H atoms. This was not surprising for the first and third lines, since they coincide with the locations of the H forbidden transitions, and the SE was expected to work for creating DNP of H. A completely unexpected observation was that pumping the middle line of D also leads to a negative polarization of H. We note that there are no either allowed or forbidden transitions for unpaired H atoms at this location.

Next we performed the measurement of the H DNP enhancement as a function of the pumping positions at the locations of all three lines of atomic deuterium for the D_2 sample. In our previous work the H DNP transition near $D_{\alpha-\zeta}$ was very broad and appeared saturated [1]. Now we reduced the pumping time and width in order to reveal the lineshapes in more detail. The results are presented in Fig.2 c and 3. As was described earlier, pumping $D_{\alpha-\zeta}$ line and $D_{\beta-\epsilon}$ leads to a large negative polarization of H nuclear spins, while pumping $D_{\gamma-\delta}$ creates a clear positive polarization. The H polarization enhancement coincides well with the shapes of the D ESR transitions (Fig.3). The H DNP transition near $D_{\gamma-\delta}$ appears to be slightly shifted towards the H_{b-d} transition.

A similar behavior was observed for DNP in HD samples where the effects were somewhat weaker. The strength of these effects were also dependent on the age of the sample; they slowly disappeared with the characteristic time of 3-4 days. We also tried DNP with D atoms in D_2 samples. The only way of polarizing D spins was the Overhauser effect when the allowed transitions were pumped. No polarization enhancement appeared after pumping forbidden transitions of D atoms.

4 Discussion

Magnetic relaxation at low temperatures is stimulated by the lattice phonons, and its rate depends on the number of phonons which are in resonance, or "on speaking terms" with the transitions between the energy levels in the spin system. The electron spins at helium temperatures relax through the direct process which corresponds to the emission or absorption of a single resonant phonon [8,10]. The relaxation appears either as a spontaneous process at the lowest temperatures when its rate is temperature independent or acquires a linear dependence at higher temperatures which comes from the shape of the phonon spectrum. The electron spin-lattice relaxation times were measured previously in several experiments. It turned out that the relaxation times measured at 0.3 T [14,15,16], 0.86 T [17], 4.6 T [18] and the present work agree with each other within 1-2 orders of magnitude. Based on the assumption that the electron-spin relaxation at helium temperatures and below proceeds via the direct process, a strong, $\frac{1}{T_{1e}} \sim B^4$, dependence is expected [9,10]. Although, the decrease of the relaxation time in higher fields is basically seen in the previous results, it is difficult to figure out the actual dependence due to the relatively large scatter of the data in the works cited above. However, the weak temperature dependence reported there and observed in our work provides evidence for the direct process as the main relaxation mechanism of electron spins.

The direct process for the nuclear spins at the same temperatures is a factor of $(\omega_e/\omega_N)^3$ less efficient than for the case of the electron spins. This should lead to a factor of $\sim 10^6$ longer relaxation times for the nuclear spins compared to electronic relaxation. As a result, the nuclear relaxation is driven by the nuclear Orbach process. In this process the phonons of the lattice stimulate transitions to the upper electronic states followed by the relaxation via the forbidden transitions. The rate of this process is defined by the rate of the forbidden relaxation multiplied by the Boltzmann factor to take into account lower population of the upper states in equilibrium:

$$\frac{1}{T_N} = \left(\frac{1}{T_{ca}} + \frac{1}{T_{bd}} \right) \times \exp\left(\frac{-2\mu_B B}{k_B T}\right) \quad (2)$$

The electron Zeeman energy in the exponent provides a very strong temperature dependence, especially at low temperatures and strong magnetic fields, which is easily observed in our experiments.

In order to check the contribution of the nuclear Orbach process we plotted the relaxation rates in Arrhenius coordinates (Fig.4). The data points for H:D₂, H:D₂ :2%HD and D:D₂ at temperatures >0.7 K follow almost parallel lines, which correspond to the activation energy $E_a \simeq 5.5$ K, close to the electron Zeeman energy splitting in our field $E_{Zeeman} = 6.3$ K. At lower temperatures, the data tend to deviate from these exponential functions, and have weaker temperature dependence. This may indicate a possible contribution from other relaxation mechanisms, e.g. the direct process.

Comparing the nuclear relaxation and DNP efficiency for H atoms in different matrices we note a general feature observed in this work: *the efficiency*

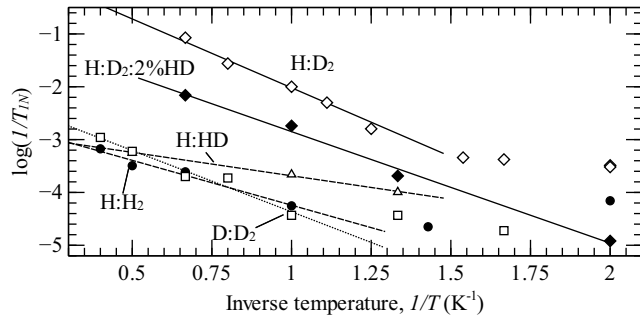


Fig. 4 Relaxation rates plotted in Arrhenius coordinates for $T > 0.5$ K. Note almost parallel slopes for H:D₂, H:D₂:2%HD and D:D₂ ($E_a \simeq 5.5$ K) and different slopes for H in H₂ and H in HD

of these processes is greatly enhanced by the presence of D atoms in the same matrix. Thus the nuclear relaxation rate of H in D₂ is two orders of magnitude faster than in pure H₂. At the same time, we observed that the forbidden cross-relaxation rate is also faster by two orders of magnitude for the former case. These two observations are in a fair agreement with the nuclear Orbach process, when the relaxation rates are related by equation (2). We believe that such influence of D atoms on the DNP and relaxation is caused by the coincidence of allowed ESR transitions energies for D with the forbidden transitions for H atoms. This match of energies ensures an easy exchange between the H and D electron Zeeman systems [7], and stimulates cross-relaxation of H atoms. Similar behavior was observed in hydrated copper salts where the nuclear spin-lattice relaxation accelerated upon matching the condition for the Cross effect (1) [19]. In our case a simultaneous flip of the electron and nuclear spin of an H atom may be accompanied by a D atom electron spin flip. This may proceed adiabatically for both forbidden transitions of H atoms because both of them have significant overlap with the deuterium lines. However this effect is expected to be weaker for $b-d$ cross-relaxation because the probability of this flip-flip transition is much smaller than that for the $a-c$ transition.

The explanation of the D atom influence is also supported by our observation that the rate of the Overhauser DNP and nuclear relaxation of H in HD is decreased slowly upon storage of the sample. This is caused by the decrease of the D atom density due to the reaction of isotopic exchange [13]. Although the ESR signal of D atoms vanishes in noise after 3-4 hours, substantial amounts of them are still present in the matrix, continuously decaying in time and leading to the slow decrease of the cross-relaxation rates observed in our experiments.

In Fig. 3 we presented the H DNP enhancement data together with the ESR spectra of D and calculated positions of the H forbidden transitions. The data and the ESR lines are scaled to the same amplitude for a better comparison. This picture demonstrates how closely the D lines match the locations of the H forbidden transitions in our field. One can see that the centers of the fits to the data are slightly shifted towards the forbidden transitions, where the

largest overlap for these transitions occurs. The formation of H DNP after pumping $D_{\alpha-\zeta}$ and $D_{\gamma-\delta}$ lines may be caused by two competing effects: by the well-resolved Solid or Cross effects. The Solid effect is a two-spin effect and involves only an electron and a nuclear spin stimulated by a single rf photon. It does not involve any other atoms, and is not dependent on the D density. In contrast, in the Cross effect the allowed D-atom transition is saturated at the same time. Tilting the dipolar moments of D atoms leads to emergence of the oscillating magnetic fields at the exactly same frequency as required to stimulate the H forbidden transition. The density of resonant rf photons is strongly increased, which leads to an enhancement of the forbidden transitions of H. The efficiency of the CE is proportional to the D density, as is observed in our experiments. This provides evidence that the well-resolved Cross effect is the main DNP mechanism in the samples with mixed H and D atoms. To our knowledge, in all previous experiments with the Cross effect this phenomenon was studied when the allowed and forbidden transitions were not resolved, and all three DNP mechanisms OE, SE and CE occurred simultaneously. In the experiments of this work, we are able to resolve these effects, and observed the Cross effect to be well resolved from other DNP mechanisms.

However the Cross effect cannot be used to explain the DNP of H atoms after pumping the center of the ESR spectrum (middle D-line, see Fig. 3). There are no allowed or forbidden transitions for unpaired H atoms in this region of magnetic field. In our previous work [1] we suggested that the DNP observed after pumping the center of the ESR spectra is related to the formation of radical pairs or clusters of H or H and D atoms which have strong exchange interaction between their electrons. As is known for metals, the exchange effects lead to the averaging of the hyperfine interaction and make allowed electron spin transitions exactly at the center of the ESR spectrum, as would be the case for a free electron spin. Overhauser DNP in metals is performed by pumping these transitions, and leads to the negative polarization of nuclei. A weak and broad ESR line from clusters and pairs of atoms is also observed for ^{31}P donors in silicon [20] at sufficiently high density of donors, but still in the dielectric state. In our case the ESR signal from the pairs is too weak to be seen directly in the ESR spectrum. But the presence of D atoms via the resolved Cross effect allows their indirect detection via the DNP created by pumping the center of the ESR spectrum. As in the case of metals, negative polarization is obtained because the flip-flop transition probability is usually higher than the flip-flip probability. We believe that further studies of the DNP phenomena in high density samples of H and D atoms stabilized in solid molecular matrices will provide more evidence for these intriguing effects.

Acknowledgements We acknowledge the funding from the Wihuri Foundation and the Academy of Finland grants No. 258074, 260531 and 268745. This work is also supported by NSF grant No DMR 1209255. S.S. thanks UTUGS for support.

References

1. S. Sheludiakov, J. Ahokas, J. Järvinen, D. Zvezdov, O. Vainio, L. Lehtonen, S. Vasiliev, S. Mao, V.V. Khmelenko, D.M. Lee, Phys. Rev. Lett. **113**, 265303 (2014)
2. A.W. Overhauser, Phys. Rev. **92**, 411 (1953)
3. T.V. Can, M.A. Caporini, F. Mentink-Vigier, B. Corzilius, J.J. Walish, M. Rosay, W.E. Maas, M. Baldus, S. Vega, T.M. Swager, R.G. Griffin, J. Chem. Phys. **141**(6), 064202 (2014)
4. A.E. Dementyev, D.G. Cory, C. Ramanathan, J. Chem. Phys. **134**(15), 154511 (2011)
5. T. Maly, G.T. Debelouchina, V.S. Bajaj, K.N. Hu, C.G. Joo, M.L. Mak-Jurkauskas, J.R. Sirigiri, P.C.A. van der Wel, J. Herzfeld, R.J. Temkin, R.G. Griffin, J. Chem. Phys. **128**(5), 052211 (2008)
6. V.A. Atsarkin, A.V. Kessenikh, Appl. Magn. Reson. **43**(1), 7 (2012)
7. D.S. Wollan, Phys. Rev. B **13**, 3671 (1976)
8. G. Feher, E.A. Gere, Phys. Rev. **114**, 1245 (1959)
9. H. Honig, E. Stupp, Phys. Rev. Lett. **1**, 275 (1958)
10. A. Abragam, M. Goldman, *Nuclear Magnetism: Order and Disorder* (Clarendon Press, 1982). P. 339-418
11. S. Sheludiakov, J. Ahokas, O. Vainio, J. Järvinen, D. Zvezdov, S. Vasiliev, V.V. Khmelenko, S. Mao, D.M. Lee, Rev. Sci. Instrum. **85**(5), 053902 (2014)
12. J. Ahokas, O. Vainio, J. Järvinen, V.V. Khmelenko, D.M. Lee, S. Vasiliev, Phys. Rev. B **79**(22), 220505 (2009)
13. S. Sheludiakov, J. Ahokas, J. Järvinen, D. Zvezdov, L. Lehtonen, O. Vainio, S. Vasiliev, D.M. Lee, V.V. Khmelenko, arXiv:1509.05588v2 (2015)
14. G.W. Collins, J.L. Maienschein, E.R. Mapoles, R.T. Tsugawa, E.M. Fearon, P.C. Souers, J.R. Gaines, P.A. Fedders, Phys. Rev. B **48**, 12620 (1993)
15. E.P. Bernard, R.E. Boltnev, V.V. Khmelenko, V. Kiryukhin, S.I. Kiselev, D.M. Lee, Phys. Rev. B **69**, 104201 (2004)
16. Y.A. Dmitriev, J. Low Temp. Phys. **180**(3), 284 (2015)
17. M. Sharnoff, R.V. Pound, Phys. Rev. **132**, 1003 (1963)
18. A. Katunin, I. Lukashevich, S. Orosamatov, V. Sklyarevskii, V. Suraev, V. Filippov, N. Fivippov, V. Shevtsov, Phys. Lett. **87A**(9), 483 (1982)
19. J.V. Houten, W. Wenckebach, N. Poulis, Physica B+C **92**(2), 210 (1977)
20. G. Feher, R.C. Fletcher, E.A. Gere, Phys. Rev. **100**, 1784 (1955)