

## Atomic binding, geometric monolayer tiny particle, atomic deformation and one-dimensional stretching

**Mubarak Ali**

Department of Physics, COMSATS Institute of Information Technology, 45550 Islamabad, PAKISTAN

E-Mail: [mubarak74@comsats.edu.pk](mailto:mubarak74@comsats.edu.pk), [mubarak74@mail.com](mailto:mubarak74@mail.com), Ph. +92-51-90495406

**Abstract:** In many materials, formation of building blocks and their controlled-angle packing results into various geometric anisotropic shaped particles. These trends are more pronounced in atoms of more electrons executing transitions, which support our view that binding of atoms in elements of solid state behavior takes place by means of electron-dynamics. Monolayer tiny particles geometry isosceles triangle shape is vital, as they are the building blocks of all geometric anisotropic shaped particles. When a photon configures energy in V shape, it results into directly crop isosceles triangle shape tiny particle, on placing horizontally to monolayer assembly. Such triangular-shaped tiny particles elongate on impinging featured electron streams either from the external source or striking of electrons under the process of synergy where diffusion of electron states are remained orientational. Thus, under dominated field force behavior, such tiny particles pack themselves while uniform and friction free drives resulting into develop various geometric anisotropic shaped particles. In all referred processes, particles of various geometric anisotropic shapes appear to deal such tiny particles for development. In this work, I suggest fundamental process of formation of such building blocks. Study further throws light on the role of photons while travelling at the surface of suitably elongated building block. To explain the process, a building block of gold atoms is taken as a model system. The study encompasses diversified areas of science wherever geometric anisotropic shape of particles are developed and highlights several unaddressed issues.

**Keywords:** field force; dynamics; monolayer assembly; tailored energy-shape photon; triangular-shaped tiny particles; stretching and atomic deformation

**Introduction:**

To design material for a specific application has been always remained crucial and at frontier of the materials science. A large number of research papers are being published on materials' synthesis with special emphasis on the size and shape of the particles. As the scale of materials is becoming shorter and shorter, new perspectives and insights are also emerging. They open new avenues of thinking and knowledge, throwing light on precise understanding in development mechanisms of their structure along with geometry and anisotropy. Introducing new tools and approaches have made it possible to observe structures of materials at nanoscale through the use of advanced microscopic techniques. However, visualization and observation of materials at high magnification, at atomic or even sub-atomic level have been remained possible since, a very long time. There are quite a large number of high resolution transmission microscopy images available in the literature revealing dynamics of amalgamated atoms along with deformation and stretching. Dynamics play crucial role to describe structure and geometry of various materials [1-5] and also help to explain the packing (assembling) of nanoscale components into large-sized particles [2-5]. In addition to colloidal matter processing, dynamics also determine structure of grains and crystallites in various synthesized thin and thick films of carbon materials [6, 7].

There are numerous studies available in the literature discussing mechanisms of formation of tiny particles and their coalescence into large-sized particles along with possible applications. Tiny clusters of gold behave like simple chemical compounds, which can possess vast applications in the areas of molecular electronics, catalysis and sensors [8]. The special features of nanocrystals indicate the utilization in designing advanced materials [9]. Tiny particles oscillate collectively on trapping the energetic electrons [10]. Nanoparticles technology has potential to fabricate new small electronic devices [11]. Self-assembly of tiny particles provides route to develop intricate shapes of particles [12]. A big hurdle is the attachment/placement of nanoparticles at preferred sites in designing complex functional structures [13]. To place building blocks in certain shape is a current challenge [14]. On attaining useful assembling of colloidal nanoparticles into various structures, the atoms and molecules will become the

materials of tomorrow [15]. Prior to the transformation of nanoparticles into ordered arrays, understanding in dynamics is essential [16]. Precise control of surface properties of nanoparticles will help them in designing their assemblies into higher ordered structures [17]. Tiny particles are molecular-like structures and certain numbers of atoms form hcp structure [18]. In progress research efforts use geometry and entropy to discuss not only structure but dynamics also [19]. Besides disordered jammed configuration, there are also metrics capable to characterize the order of packing [20]. However, a recent study reveals that photonic current is the source of energy supplied to all sort of experiments to realize various types of results [21]. Again, all structural motifs are subjected to characteristics photons and field force behaviors [4] and our recent studies reveal the phenomena of heat and photon energy [22].

A significant number of studies are also available utilizing plasma solution-based technologies in synthesizing particles of different sizes having various shapes along with description on physical and chemical aspects of plasma; in the synthesis of nanoparticles, the transfer of charge depends on the nature of discharge [23], at constant input current, the electron flux remains the same at surface of solution [24], electrons of plasma transform H radicals into  $H_2$  while OH radicals into  $H_2O_2$  and lower the pH of solution [25], the influence of Brownian motion along with surface charge of nanoparticles explains their stability [26] and in nanomaterials synthesis at plasma–liquid interface many physical and chemical processes take place [27]. In atmospheric-pressure plasmas in contact to solution, the electrons are being produced and their concentration can be controlled by varying the penetration depth [1, 28] and current density [28].

In different areas of materials research, it has been continuously pointed out that tiny-sized cluster (tiny particle) is molecular-like structure or nanocrystal but in the studies given elsewhere [1-5], it has been suggested that such particles are formed on atoms' amalgamation while being heated, locally. As the nanocrystal needs a perfect structure where atoms are in their spherical shape, which is only possible when amalgamated atoms execute elastically-driven electronic states and this is not the case in all those studies where high resolution transmission microscopy images are shown.

They reveal stretching as well as deformation of constituted atoms and a detailed study about it, is presented elsewhere [1].

This study has presented a detailed process of formation of monolayer tiny particle geometry triangle shape. Elongation of triangular-shaped tiny particle along with stretching and atomic deformation is also discussed as well. The role of certain wavelength photons in modifying suitably elongated triangular-shaped tiny particle into smooth elements is also discussed.

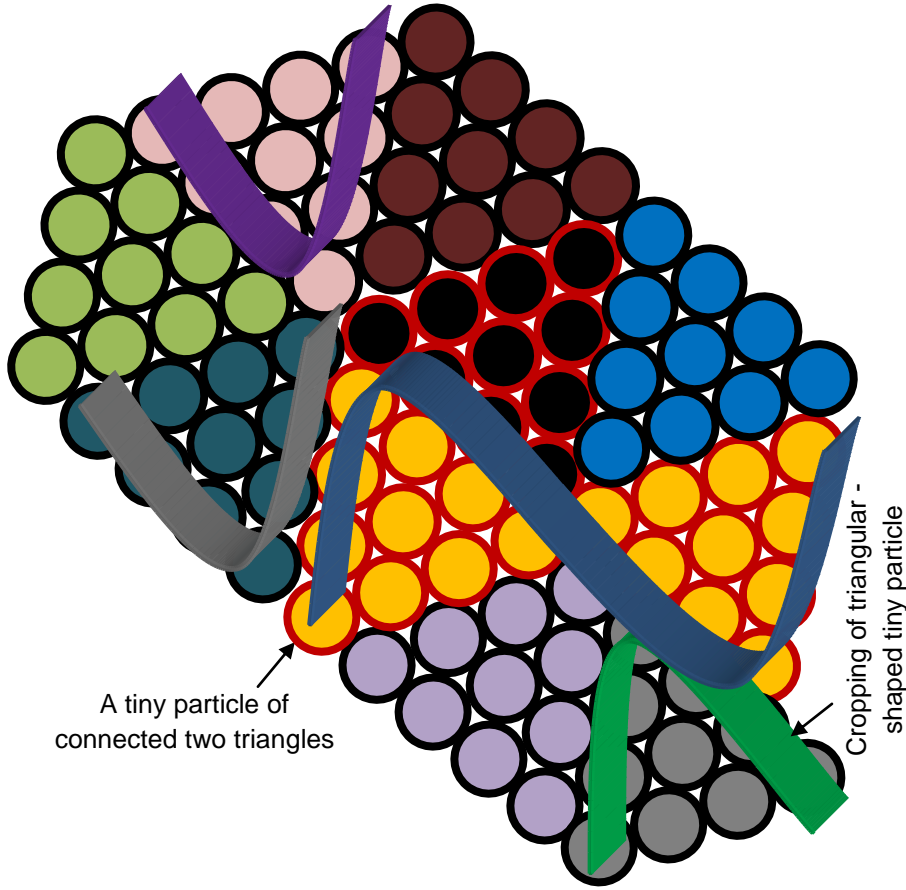
### **Results and discussion:**

A gold atom is said to be at ground state when it doesn't initiate any sort of electron excitation. Jumping of an electron from filled energy packet (lower state) to unfilled energy packet (higher state) is on becoming free from the force of nucleus. An electron becomes free to inherent force of nucleus when energy in the form of heat at shunt level called shunt energy enters at backside of that electron at target [22]. When a gold atom doesn't absorb heat energy in the form of shunt energy, an electron doesn't go to excite, and that atom remains at ground state. However, on excitation of electron under absorption of required shunt energy, an atom goes to excited state.

Under the required heat energy, a gold atom excites electron from lower state to outer state, when that atom de-excites the electron, it results into generate photon shape like Gaussian distribution, as discussed elsewhere [22] and coupling of such two photons under their appreciable inter-crossing constructs a 'energy knot' resulting in binding two atoms [29]. Binding of gold atoms at atomically flat interface forming two-dimensional structure is under attained dynamics, individually, where execution of concurrent electron-dynamics takes place under the localized heating of atoms, which is uniform per atom, thus, results into bi-directional photon couplings as discussed elsewhere [29]. However, the direct configuring of atoms into a tiny particle having two connected triangles or standalone isosceles triangle shape is crucial. But such geometric tiny particles have been achieved in auto-controlled setup where bipolar pulse under tuned ON/OFF time controlled tiny particles having two connected triangles for each were developed [2-5] or under unipolar pulse mode standalone isosceles

triangle shape tiny particles were developed along with other different geometric tiny particle while varying the ratio of pulse OFF to ON time [4]. At this node, the phenomenon of photon couplings to bind atoms disregarded the concept of van der Waals forces where atoms thought to bind under three types of forces, namely, Keesom force (force between permanent dipoles), Debye force (force between permanent dipole and induced dipole) and London dispersion force (force between induced dipoles) and further details may be referred somewhere else [1, 5]. Also, atomic bindings under the transitions of electrons don't comply with the concept of covalent bonding and electrostatic interactions as atoms neither share electrons nor ionize on amalgamation. However, atoms of inert gas do split under the application of photonic current as discussed elsewhere [21].

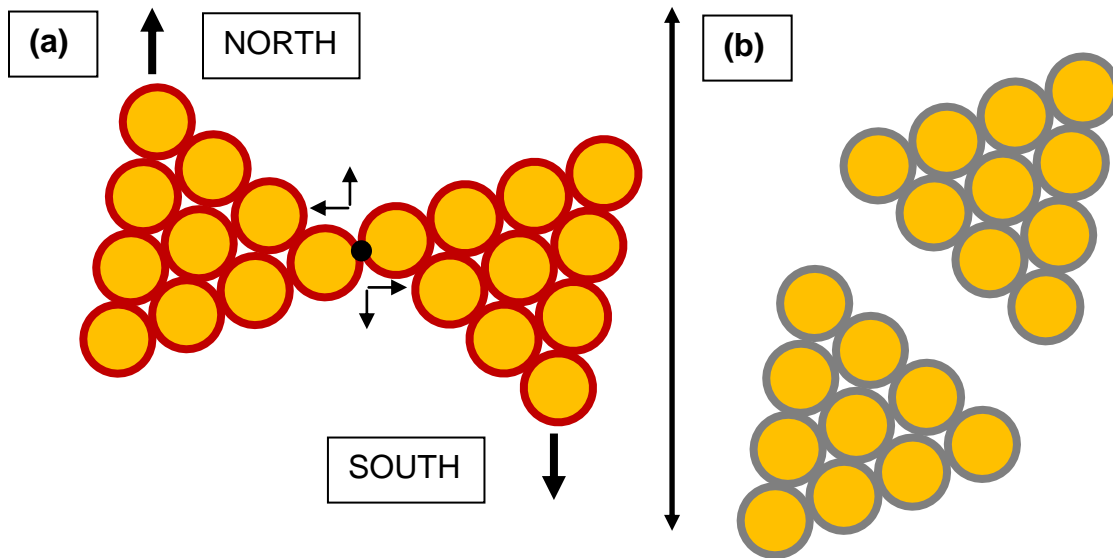
Developing monolayer triangular-shaped tiny particles of various colloids is critical in terms of attaining uniform dynamics of atoms along with concurrent execution of electron-dynamics for binding atoms. However, our systematic approach starting from dissociation of gold atoms from chloroauric acid in deionized water under tuned bipolar pulse ON/OFF time (also tuned unipolar pulse ON/OFF time) while employing pulse-based electronphoton-solution interface process justified the development of such building blocks [2-5]. In processing gold colloids, under set parameters and suitable precursor concentrations, the probability of formation of such building blocks largely exists as atoms amalgamate at atomically flat interface, thus, made monolayer assembly followed by cropping into triangular-shaped tiny particles while placing the 'tailored energy-shape photons' horizontally. As shown in Figure 1, under tailored energy photons shape like V triangular-shaped tiny particles cropped. However, in the case where tailored energy photon shape like Z was placed horizontally, a tiny particle of connected two equal isosceles triangles cropped as shown in Figure 1 in the same color. In such tiny particles their amalgamated atoms bind under the energy of horizontally placed photons under the execution of concurrent electron-dynamics as the heat energy of those photons was distributed uniformly per atom.



**Figure 1:** ‘Tailored energy-shape photons’ cropping triangular-shaped tiny particles and a tiny particle of connected two triangles on placing horizontally over monolayer assembly.

A tailored energy when configured under certain ratio of bipolar pulse OFF to ON time, on horizontal placement of that photon, it results into crop monolayer assembly in its own shape as in the case of Z shape photons. Such tiny particle divides into two triangular-shaped tiny particles under the difference of opposite field force either in the natural field force behavior or self-introduced field force behavior as discussed elsewhere [4]. Under the bipolar pulse a tiny particle initially made of two connected equal isosceles triangles due to the nature of provided energy photon to bind atoms in its own shape as shown in the Figure 1. A tiny particle made in connected two triangles directly converts into two equal triangular-shaped tiny particles under the difference of opposite field force behaviors. Such triangular-shaped tiny particles become the building blocks of all geometric anisotropic shaped particles as well as discussed elsewhere [4].

In our previous studies [2-5], the centre of gravity was the centre of glow (photon-solution interface), which is also the centre of pulse-based electronphoton-solution interface process as long as the glow is exactly at the centre of beaker and acts as a South-pole round at  $360^\circ$  angle (full rotation) for the aligned (directed) tip of triangular-shaped tiny particles arriving under uniform drive from any region and any orientation as the electrons of all atoms levitated (concentrated) toward the single atom, which is the tip of triangular-shaped tiny particle. Figure 2 reveals the center (point) of bearing opposite field force (black dot) in two connected triangular-shaped tiny particles, which divide into two equal isosceles triangular-shaped tiny particles where left one moves toward upward and left-side simultaneously, whereas, the right one moves toward downward and right-side simultaneously, which results into divide a tiny particle into two equal isosceles triangular-shaped tiny particles under the slight difference of field force behaviors either in the natural way (one towards the North-pole and other towards the South-pole) or in the self-introduced way.



**Figure 2:** (a) A tiny particle connected in two triangles showing centre of opposite field force and (b) two equal isosceles triangular-shaped tiny particles made on bearing opposite field force behavior; one is pushed toward the North-pole and other is pulled (dragged) toward the South-pole or those pushed and pulled are as per introduced poles.

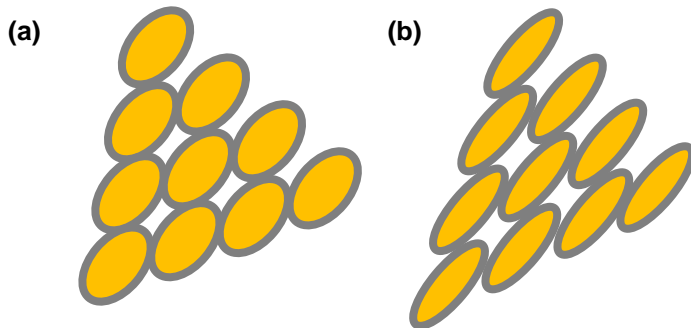
In the course of packing of such tiny particles, the self-introduced centre of gravity acts as the South-pole while its opposite acts as the North-pole. In the case of our previous studies [2-5], the centre of glow was around three millimeters in diameter and tiny particles arriving all around the centre were dragged under the field force due to greater field of gravitation, where the opposite pole of triangular-shaped tiny particles was not composed at single point of an atom because they involved at least two or more atoms where even only three atoms are being configured to form a triangular-shaped tiny particle. Thus, such geometric structures accommodate direction towards the South-pole themselves under geometric constraint by realizing greater field force of that particular pole resulting into their packing under uniform drive where friction is zero, thus, develop large-sized particles just only within millisecond time [5].

Monolayer tiny particle geometry like triangle does own two-dimensional structure but doesn't own hcp structure in the entire lattice. However, the central atoms of such structure emerge with hcp structure and the atoms at boundaries do not translate hcp structure. Therefore, monolayer tiny particle geometry-like triangle owns two-dimensional structure instead of hcp structure. Obviously, the photon couplings in such geometric structures involve uni-directional photon couplings in the case of one-dimensional array and bi-directional photon couplings in the case of two-dimensional plane and further details regarding photon couplings in various sorts of structures is given elsewhere [29]. The compass needle's geometry in two triangular-shaped tiny particles, tacking at the centre exactly divide the two field force behaviors under the deflection at one side toward North and other side toward South but doesn't go anywhere due to tacked point at the centre [30]. Now, such application of field force at pronounced level in certain materials might bring either their effectiveness or defectiveness, when used as nanomedicine [31].

An atom excites on absorbing heat energy at shunt level [22]. Such atoms either deform or stretch under the force energy bringing by impinging electron streams from the external source or striking of electrons under the process of synergy, as discussed elsewhere [1, 22], resulting into alter the electron states by stretching called diffusing of electron states as well. Thus, on impinging electron streams to monolayer tiny particle



geometry-like triangle from regular external source or striking electrons under the process of uniform synergy, they stretch, resulting into elongation (or one-dimensional stretching). Electron states of each atom diffused under the stretching of their energy packets and then as per available room in the electronic gauge of an atom; empty state (s) of energy packets are those where no electron (s) is/are available. On elongation, the geometry of monolayer tiny particle transforms into a frictionless entity as shown in Figure 3 –geometry like rocket shape. Stretching rate of monolayer tiny particle depends on the time period of impinging electron streams along with their flux and force energy of striking electrons to underlying atoms. When the period of impingement is small, the electron states diffuse less resulting into less stretching of atoms as shown in Figure 3 (a) and they just coincide to the adjacent (next) ones in elongated array dealing similar sort of behavior. At this instance, the rate of orientationally diffusing electron states is less. When impinging electron streams to tiny particle for longer time, electron states of atoms get more orientationally diffused by overlapping to adjacent (next) ones resulting into tiny particle shape more like elliptical-shaped rocket (Figure 3b). However, rate of elongation of such tiny particles depends on the number of vacant states their atoms carried. More are the vacant states of atoms, more is the rate of elongation of their tiny particles and this was the reason for the chosen gold tiny particle as a model system.

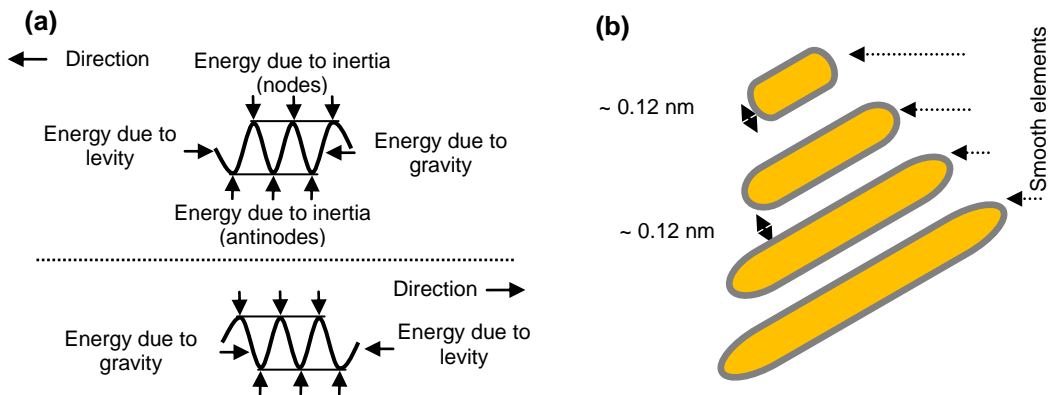


**Figure 3:** Elongation of the tiny particle where atoms uniformly stretch (a) less and (b) more.

In addition to electron streams ejected on split of argon atoms under the application of photonic current, photons wavelength characteristic current increase wavelength on leaving the propagation path (inter-state electron's gap), thus, increase the wavelength to hard X-rays [21] and their energy declared sufficiently to align such stretched

(diffused) electron states [22]. Therefore, those inert gas atoms rightly split at the surface of underlying matter (on the solution surface) enable 'photons characteristic current' to leave the medium and while entering into new medium (airy/open medium) increase the length of their waves where their energy is known in the hard X-rays. With respect to elongated tiny particles (stretched atoms) the energy of hard X-rays is suitable and sufficient to wrap/align those electron states, thus, modifying electronic structure of elongated tiny particles into smooth elements. As the travelling photons influence stretched (diffused) electron states as per available energy which is sufficient to align elongated triangular-shaped tiny particle in the shape of smooth elements. Several experimental results depicted from the high resolution transmission spectroscopy images (both in tiny-sized particles and large-sized developed particles) reveal width of those made smooth elements (and their inter-spacing width) in the range of  $\sim 0.10$  nm to  $\sim 0.20$  nm and that is a wavelength range in the case of hard X-rays [1-6] as well; those photons travelled along electron-photon-solution interface and while the increased wavelength in hard X-rays modified suitably stretched electronic structure into smooth elements where  $\sim 0.12$  nm was the inter-spacing distance of smooth elements as well as width of each smooth element in most of the elongated structure. As the photon is energy, it not only involved energy configured by the electron due to levitation and gravitation behaviors but also inertia at all stages of changing state [22] where both node (upper portion) and antinode (downward portion) shape energy like wave so that it could propagate into inter-state electron's gap, so, it is a 'force energy' as discussed elsewhere [22]. As shown in Figure 4 (a), the direction of travelling photon is at left-hand side and in the case of another one is at right-hand side. However, the point of generation is along one-axis at flat surface (interface). But their travelling direction is opposite to each other and their different regions of energy (in shape like Gaussian distribution) deal suitably elongated structure as per their nature depending on the modes of configured force energy. Different regions of a photon travelling in either direction are labelled in Figure 4 (a); region of energy due to levity, regions of energy due to inertia (both node and antinode) and region of energy due to gravity. The travelling photons are being controlled by the underlying structure, which contains

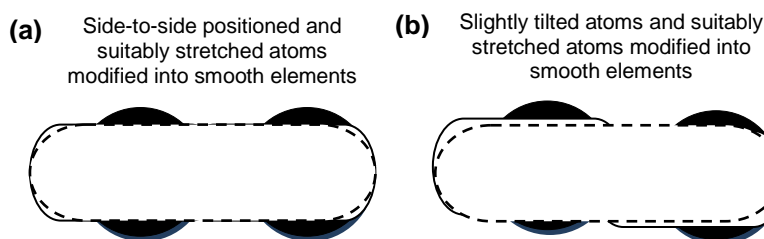
stretched (diffused) electron states on both sides of the nucleus in each atom. As the electron states diffused orientationally at both sides of nucleus, they aligned (pressed) from both sides to central region resulting into modify electronic structure of elongated tiny particle into smooth elements (Figure 4b). Such made smooth elements deal (control) enhanced field of photonic current propagating through inter-state electron's gap of aligned (pressed) electron states. In the case of tiny grains carbon films where more tiny grains modified into smooth elements delivered enhanced field emission characteristics [6]. Widths of smooth elements and inter-spacing distance can be varied as discussed previously [4]. Such made smooth elements of tiny particle as shown in Figure 4 (b) remained packed in large-sized particle. A tiny particle made in smooth elements remained stable without packing into a large-sized particle where low energy photons work as shown in Figure 1 (e) of ref. 1. In the case of atomic deformation, there is no such formation of smooth elements due to non-orientation based diffusion of electron states and they do not deal effective propagation of current due to distorted inter-state electron's gap.



**Figure 4:** Travelling of photon along the interface (a) right-to-left and left-to-right reveal three regions of configured energy and (b) modification of suitably elongated isosceles triangular-shaped tiny particle into smooth elements while travelling hard X-rays photons; double arrows reveal equal width of smooth element as well as their inter-spacing distance.

Under excess orientation-based diffusion of electron states in gold atoms, they overlap to adjacent (next) ones dealing similar sort of behavior in each one-dimensional array of monolayer tiny particle as shown in the case of two atoms only (Figure 5a). In the case of positional discrepancy in two stretched atom where diffusion of electron

states remained non-orientational, their alignment may be made under the energy of travelling hard X-ray photons as shown in Figure 5 (b). Thus, deficiency to certain extent, either in the location of atoms or stretching of atoms in monolayer tiny particle can be accommodated through dissipating energy of repeatedly travelling photons as they involve three regions of energy, which enable modification of their electronic structures into smooth element, thus, negate the phenomenon of surface plasmons –a largely studied phenomenon available in the literature.



**Figure 5:** (a) Formation of smooth element in side-to-side positioned two atoms and (b) formation of smooth element of slightly titled positioned atoms on travelling hard X-ray photons.

As discussed, tiny particles geometry in triangle shape are made in large number at suitable concentrations of gold precursor [2-5]. However, in the case of silver tiny particle and also in binary composition (gold and silver), the tiny particles are not made in geometric structure at large extent under the same concentration of precursor along with other set parameters indicating the role of precursor in manipulating geometry [3]. When atoms of binary phase translate tiny particles, they solicit more work to understand the process of development of geometric structure in large extent. However, as long as the same nature of atoms evolves geometric tiny particles, atomic binding is remained under bi-directional photon couplings as discussed in detail, elsewhere [29].

A monolayer tiny particle where atoms do not stretch uniformly, swelling in the texture is observed. Such atomic deformation depends on the impinging electron streams at mixed orientations and then striking electrons under scattered and random way while under the process of synergy. Thus, the packing of those tiny particles made in non-geometric or even in the geometric structures other than triangle shape resulted into distorted particles or partially distorted particles as discussed elsewhere [2-5].

Building blocks which have been given several names in the literature such as nanocrystals, tiny particles, tiny clusters, molecular-like structure, etc. are very useful in various applications. Such building blocks are either made under 'tailored energy-shape photons' or made under merged photons or squeezed photons where atoms amalgamated under attained dynamics, individually, instead of collectively and they bind under individual heat energy distributed per atom as discussed elsewhere [29]. The origin of photons related to heat energy (merged photons or squeezed photons) are the overt photons which are resulted on interruption of generating wave under confined electron-dynamics as discussed elsewhere [22]. Such photons of heat energy are the source of binding atoms and evolve structure where a 'tailored energy-shape photon' is not utilized to develop triangular-shaped tiny particle. Such geometric tiny particles appear to achieve in many ways to develop geometric anisotropic shaped particles by introducing the ligands, surfactant, or other related means in different processes discussed in the literature. Again, we can observe various tiny-sized particles published in the literature where none of them show perfect shape of atoms dealing more or less stretching or deformation behaviors. On measuring tensile strength of bulk materials, their elastic and plastic behaviours take place before reaching the rupture point. However, in the case of an atom, it also shows elastically- and plastically-driven behaviors but instead of diffusion of grains and atoms, electron states diffused and breaking point doesn't exist due to elementary nature of force energy, however, when diffusion of electron states terminated in the atoms of electronic transitions, they start to erode and some detail of it is also given elsewhere [21]. A recent study shows that diffusion of grains and atoms is also due to stretching (diffusion) of electron states [5].

A photon shape-like Gaussian distribution is resulted under electron-dynamics of an atom while absorbing the heat energy and is due to elastically-driven electronic state of that atom. However, electron-dynamics also deal diffusion of electron states on impinging electron streams to atoms from the external source or striking electrons under the process of synergy where they do not give out photons instead they stretch or deform and it is due to plastically-driven electronic states of atoms. In the case of elongating tiny particle geometry-like triangle shape, all atoms stretch uniformly where

diffusion of electron states is remained orientational. In the case of deformation of monolayer tiny particle, all atoms or some of them reveal diffusion of their electronic states having different orientations. When the diffusion of electron states exceed to a certain point, depending on the intrinsic nature of suitable atoms, a rupture point is met where an atom starts to erode. Thus, all these three major atomic behaviours are related to electron-dynamics (stretching, deformation and erosion) and fall under 'non-localized electron-dynamics' or 'non-confined electron-dynamics'. Again, word 'electron states' refers to those 'electrons' which diffuse either in same orientation or in different orientations on stretching or deformation of atoms, respectively, under the influence of externally hitting electrons. In the case of stretching of atoms, diffusion of electron states reveal more or less overlapping to adjacent (next) ones dealing similar sort of behavior, whereas, in the case of atomic deformation, diffusion of all electron states do not reveal the same orientation. The standalone written word 'electron' indicates the availability and presence of electron anywhere. Thus, to avoid ambiguity terminology 'electron states' is introduced as those electrons which are functioning within their associated atoms, not the those ones striking or impinging on the splitting of so-called plasma forming elements or substances as discussed elsewhere [21]. Such a model system in different viable materials, size range in nanometer to micron (s), becomes the real potential future of nano- to micro-sized devices in diversified fields.

### **Conclusions:**

The present work deals ideal behaviors of atoms' amalgamation of gold into monolayer assembly. A placement of tailored energy photon shape like Z resulted into crop a tiny particle connected two triangles of various suitable materials. Such tiny particles divide into two equal triangular-shaped tiny particles under the difference of opposite field force behaviors. Triangular-shaped tiny particles develop directly on the placement of tailored energy photons shape-like V on compact monolayer assembly made below it. Such geometric structure can be achieved under attained dynamics of atoms in various materials at individual basis (slow and steady under the uniform process of synergy)

where atoms work at uniformly distributed heat while introducing the suitable gradients (surfactants and ligands, etc.) as prescribed in the literature.

Such geometric structure, mainly exhibits two types of behavior; elongation or atomic deformation while impinging electron streams of externally regulated sources or striking electrons under the process of synergy. Elongation of such geometric structure could be less or more depending on the time period of impinging or striking electrons along with gained energy and flux where electron states diffused orientationally in stretched atoms. Suitable elongations of such geometric structure results into modify electronic structure in smooth elements while travelling photons of hard X-rays at their surface. Non-localized (non-confined) electron-dynamics involve both stretching of atoms and atomic deformation.

On smooth and flat surface, atoms are bound to configure in monolayer assembly having two-dimensional structure, thus, evolve into any geometric structure at varying size depending on the application of chosen 'tailored energy-shape photon'. The same sort of procedure may be viable in developing geometric structure from other suitable materials. Our model system presents an insight on optimum results in term of atoms' amalgamation to form monolayer assembly following by cropping into monolayer geometric tiny particles. Overall, monolayer geometric structure solicits suitable amount of atoms' amalgamation per unit area under appreciable dynamics of the process along with 'tailored energy-shape photons'. These investigations are feasible in all suitable materials under their pre-determined and tailored conditions.

### **Acknowledgement**

Mubarak Ali thanks Dr. M. Ashraf Atta for giving useful suggestions while writing article.

### **References:**

1. (a) Ali, M., Lin, I –N. The effect of the electronic structure, phase transition and localized dynamics of atoms in the formation of tiny particles of gold. *J. Nanopart. Res.* **19**, 15 (2017).  
(b) Ali, M., Lin, I –N. The effect of the Electronic Structure, Phase Transition and Localized Dynamics of Atoms in the formation of Tiny Particles of Gold. <http://arxiv.org/abs/1604.07144> (2016).

2. Ali, M., Lin, I –N. Geometric structure of gold tiny particles at varying precursor concentration and packing of their electronic structures into extended shapes. <http://arxiv.org/abs/1604.07508> (2016).
3. Ali, M., Lin, I –N. Dynamics of colloidal particles formation in processing different precursors-elastically and plastically driven electronic states of atoms in lattice. <http://arxiv.org/abs/1605.02296> (2016).
4. Ali, M., Lin, I –N. Controlling morphology-structure of particles *via* plastically driven geometric tiny particles and effect of photons on the structures under varying process conditions. <http://arxiv.org/abs/1605.04408> (2016).
5. Ali, M., Lin, I –N. Formation of tiny particles and their extended shapes – origin of physics and chemistry of materials. <http://arxiv.org/abs/1605.09123> (2016).
6. Ali, M., Lin, I –N. Phase transitions and critical phenomena of tiny grains thin films synthesized in microwave plasma chemical vapor deposition and origin of v1 peak. <http://arxiv.org/abs/1604.07152> (2016).
7. Ali, M., Ürgen, M. Switching dynamics of morphology-structure in chemically deposited carbon films –a new insight. <http://arxiv.org/abs/1605.00943> (2016).
8. Brust, M., Walker, M., Bethell, D., Schiffrin, D. J., Whyman, R. Synthesis of Thiol-derivatised Gold Nanoparticles in a Two-phase Liquid-Liquid System. *J. Chem. Soc., Chem. Commun.* 801-802 (1994).
9. Whetten, R. L., *et al.* Nanocrystal Gold Molecules. *Adv. Mater.* **8**, 428-433 (1996).
10. Mulvaney, P. Surface Plasmon Spectroscopy of Nanosized Metal Particles. *Langmuir* **12**, 788-800 (1996).
11. Brust, M., Kiely, C. J. Some recent advances in nanostructure preparation from gold and silver particles: a short topical review. *Colloids and Surfaces A: Physicochem. Eng. Aspects* **202**, 175-186 (2002).
12. Whitesides, G. M., Boncheva, M. Beyond molecules: Self-assembly of mesoscopic and macroscopic components. *Proc. Natl. Acad. Sci. USA* **99**, 4769-4774 (2002).
13. Huang, J., Kim, F., Tao, A. R., Connor, S., Yang, P. Spontaneous formation of nanoparticle stripe patterns through dewetting. *Nature Mater.* **4**, 896-900 (2005).



14. Glotzer, S. C. *et al.* Self-assembly of anisotropic tethered nanoparticle shape amphiphiles. *Curr. Opin. Colloid Interface Sci.* **10**, 287-295 (2005).
15. Glotzer, S. C., Solomon, M. J. Anisotropy of building blocks and their assembly into complex structures. *Nature Mater.* **6**, 557-562 (2007).
16. Link, S., El-Sayed, M. A. Shape and size dependence of radiative, nonradiative and photothermal properties of gold nanocrystals. *Int. Rev. Phys. Chem.* **19**, 409- 453 (2000).
17. Shaw, C. P., Fernig, D. G., Lévy, R. Gold nanoparticles as advanced building blocks for nanoscale self-assembled systems. *J. Mater. Chem.* **21**, 12181-12187 (2011).
18. Negishi, Y. *et al.* A Critical Size for Emergence of Nonbulk Electronic and Geometric Structures in Dodecanethiolate-Protected Au Clusters. *J. Am. Chem. Soc.* **137**, 1206-1212 (2015).
19. Manoharan, V. N. Colloidal matter: Packing, geometry, and entropy. *Science* **349**, 1253751 (2015).
20. Atkinson, S., Stillinger, F. H., Torquato, S. Existence of isostatic, maximally random jammed monodisperse hard-disk packings. *Proc. Natl. Acad. Sci. U.S.A.* **111**, 18436-18441 (2015).
21. Ali, M. Atoms of electronic transition deform or stretch but do not ionize while inert gas atoms split. <http://arxiv.org/abs/1611.05392> (2016).
22. Ali, M. Revealing the Phenomena of Heat and Photon Energy on Dealing Matter at Atomic level. *Preprints* (2017). <https://www.preprints.org/manuscript/201701.0028/>.
23. Mariotti, D., Patel, J., Švrček, V., Maguire, P. Plasma –Liquid Interactions at Atmospheric Pressure for Nanomaterials Synthesis and Surface Engineering. *Plasma Process. Polym.* **9**, 1074-1085 (2012).
24. Witzke, M., Rumbach, P., Go, D. B., Sankaran, R. M. Evidence for the electrolysis of water by atmospheric-pressure plasmas formed at the surface of aqueous solutions. *J. Phys. D: Appl. Phys.* **45**, 442001 (2012).
25. Hieda, J. Saito, N. Takai, O. Exotic shapes of gold nanoparticles synthesized using plasma in aqueous solution. *J. Vac. Sci. Technol. A* **26**, 854-856 (2008).

26. Bratescu, M. A., Cho, S. -P., Takai, O., Saito, N. Size-Controlled Gold Nanoparticles Synthesized in Solution Plasma. *J. Phys. Chem. C* **115**, 24569-24576 (2011).
27. Chen, Q., Li, J., Li, Y. A review of plasma–liquid interactions for nanomaterial synthesis. *J. Phys. D: Appl. Phys.* **48**, 424005 (2015).
28. Rumbach, P. *et al.* The solvation of electrons by an atmospheric –pressure plasma. *Nat. Commun.* 6:7248 doi: 10.1038/ncomms8248 (2015).
29. Ali, M. Structure evolution in atoms having phenomenon of electronic transitions. <http://arxiv.org/abs/1611.01255> (2016).
30. Ali, M. Why some atoms are in gaseous state and some in solid state but carbon work on either side. (Under submission for consideration)
31. Ali, M. Nanoparticles –Photons: Effective or Defective Nanomedicine. *Preprints* (2017). <http://www.preprints.org/manuscript/201703.0174/v1>

#### Author's biography:



Mubarak Ali graduated from University of the Punjab with B.Sc. (Phys& Maths) in 1996 and M.Sc. Materials Science with distinction at Bahauddin Zakariya University, Multan, Pakistan (1998); thesis work completed at Quaid-i-Azam University Islamabad. He gained Ph.D. in Mechanical Engineering from Universiti Teknologi Malaysia under the award of Malaysian Technical Cooperation Programme (MTCP;2004-07) and postdoc in advanced surface technologies at Istanbul Technical University under the foreign fellowship of The Scientific and Technological Research Council of Turkey (TÜBİTAK; 2010). He completed another postdoc in the field of nanotechnology at Tamkang University Taipei (2013-2014) sponsored by National Science Council now M/o Science and Technology, Taiwan (R.O.C.). Presently, he is working as Assistant Professor on tenure track at COMSATS Institute of Information Technology, Islamabad campus, Pakistan (since May 2008) and prior to that worked as assistant director/deputy director at M/o Science & Technology (Pakistan Council of Renewable Energy Technologies, Islamabad; 2000-2008). He was invited by Institute for Materials Research (IMR), Tohoku University, Japan to deliver scientific talk on growth of synthetic diamond without seeding treatment and synthesis of tantalum carbide. He gave several scientific talks in various countries. His core area of research includes materials science, condensed-matter physics & nanotechnology. He was also offered the merit scholarship (for PhD study) by the Government of Pakistan but he couldn't avail. He is author of several articles published in various periodicals (<https://scholar.google.com.pk/citations?hl=en&user=UYjvhDwAAAAJ>) and also a book.