

# Deep Learning in Multi-Layer Architectures of Dense Nuclei

Yonghua Yin and Erol Gelenbe

Intelligent Systems and Networks Group, Electrical & Electronic Engineering Department,  
Imperial College, London SW7 2AZ, UK  
y.yin14@imperial.ac.uk, e.gelenbe@imperial.ac.uk

**Abstract.** We assume that, within the dense clusters of neurons that can be found in nuclei, cells may interconnect via soma-to-soma interactions, in addition to conventional synaptic connections. We illustrate this idea with a multi-layer architecture (MLA) composed of multiple clusters of recurrent sub-networks of spiking Random Neural Networks (RNN) with dense soma-to-soma interactions, and use this RNN-MLA architecture for deep learning. The inputs to the clusters are first normalised by adjusting the external arrival rates of spikes to each cluster. Then we apply this architecture to learning from multi-channel datasets. Numerical results based on both images and sensor based data, show the value of this novel architecture for deep learning.

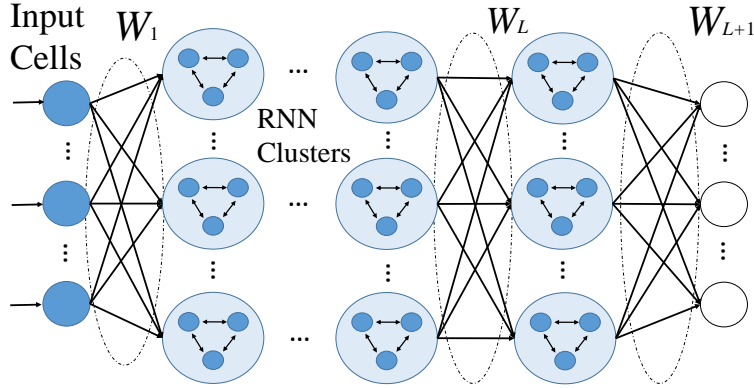
**Keywords:** random neural network, soma-to-soma interactions, spiking neurons, recurrent networks, deep learning, multi-channel data, classification

## 1 Introduction

Deep learning has achieved great success [1–4], through multilayer architectures that extract high-level representations from raw data. However, as the number of neurons that are used increases, so does the computational complexity and memory requirements of the algorithms that are used. Thus in [5], we constructed network models for deep learning that exploit the asymptotic properties of very large clusters of cells by reducing them to simplified transfer functions based on spiking Random Neural Networks (RNN) with multilayer architectures (MLA) and extreme learning machines (ELM) [6, 7]. The resulting RNN-MLA architecture provided highly effective classification rates on real data sets with a reduced computational complexity as compared to other deep learning techniques.

In this paper we pursue the idea that the human brain contains important areas composed of dense clusters of cells, such as the basal ganglia and various nuclei. These clusters may be composed of similar or identical cells, or of varieties of cells. Because of their density, we suggest that such clusters may allow for a substantial amount of direct communication between stomata, in addition to the commonly exploited signalling that takes place through dendrites and synapses.

Thus we consider a network composed of a multi-layer structure (MLA) where each layer is composed of a finite number of dense nuclei. Each nucleus is modelled as a recurrent spiking Random Neural Network [8]. Each neuron in each nucleus has a



**Fig. 1.** Schematic representation of the RNN-MLA.

statistically identical interconnection structure with the other cells in the same nucleus. This statistical regularity allows for a great individual variability among neurons both with regard to spiking times and the interconnection patterns. Within each nucleus the cells communicate with each other [9] in a recurrent fully connected recurrent structure that can use both synapses and direct soma-to-soma interactions.

On the other hand, the communication structure between different layers of nuclei is a conventional multi-layer feedforward structure, where the nuclei in the first layer receive excitation signals from external sources, while each cell in each nucleus has an inhibitory projection to the next higher layer. This RNN-MLA architecture is shown schematically in Figure 1.

## 2 The Mathematical Model

Small groups of spiking neurons can be represented conveniently using differential equation models. However, when large ensembles of hundreds or thousands of cells are represented, as in the nuclei that we consider, probability models can be more convenient and tractable [10, 11]. Thus in this paper we use the Random Neural Network (RNN), which is a stochastic and recurrent model [12] that mimics a very large “integrate and fire” system [13], with cells that are represented by a discrete cell state. The emission of spikes occurs from a neuron when its discrete state drops by 1 without the external arrival of an inhibitory spike.

In the RNN-MLA architecture, nuclei in the first (input) layer are made up of cells that receives excitatory spike trains from external sources, resulting in a linear cell activation  $q(x) = x$ . The successive  $L$  layers are hidden layers composed of  $M(n)$  clusters that receive inhibitory spike trains from cells in the previous layer, with a resultant activation function  $q(x) = \zeta(x)$ .

## 2.1 Nuclei with Inhibitory Cells

If a nucleus is composed of statistically identical inhibitory cells, then using the RNN equations [8], the excitation (activation) probability  $q$  of any of the statistically identical cells as a function of the external inputs  $[\lambda^+, \lambda^-]$  becomes:

$$q = \frac{\lambda^+}{r + \lambda^- + qr}, \quad (1)$$

$$\text{or } q^2 r + q(r + \lambda^-) - \lambda^+ = 0,$$

$$\text{yielding: } q = \frac{\sqrt{(r + \lambda^-)^2 + 4r\lambda^+} - (r + \lambda^-)}{2r},$$

where  $r$  is the firing rate of each cell,  $\lambda^+$  and  $\lambda^-$  are Poisson arrival rates of external and excitatory inhibitory spike trains to each cell.

## 2.2 Activation only through Some-to-Soma Interactions

Soma-to-Soma interactions occur when a cell in a cluster, say  $C_1$  fires, and provokes the simultaneous or quasi-synchronous firing of other cells  $C_2 \dots, C_m$  which are also excited, and possibly leading to the excitation of some other cell  $C_{m+1}$  which in turn may fire later. As a result, the excitation level of cells  $C_1, \dots, C_m$  drops, while the excitation level of cell  $C_{m+1}$  rises.

Clearly, there may be many such patterns of communication, and the simplest occurs as follows in an  $n \geq 3$ -cell network. Let us fix some cell, say  $C_1$ , and consider any other cell  $C_2$ , selected with probability  $\frac{1}{n-1}$ ; if it is excited it will fire at rate  $r$  and cause some other cell other than  $C_1$ , say  $C_3$  now selected with probability  $\frac{1}{n-2}$ , to fire and together they will excite  $C_1$ : this leads to the terms in the numerator of 2. The terms in the denominator of 2 result from the case where any excited cell such as  $C_2$  fires at rate  $r$  and triggers the firing of  $C_1$ . In the RNN formalism, this leads to the following representation of the excitation probability  $q$  of cell  $C_1$ , assuming that all cells are homogenous and statistically identical:

$$q = \frac{\lambda^+ + (n-1)\frac{1}{n-1}q.r.(n-2)\frac{1}{n-2}q\frac{1}{n-1}}{r + \lambda^- + (n-1)\frac{1}{n-1}q.r\frac{1}{n-1}}, \quad (2)$$

$$\text{yielding: } q[r + \lambda^-] = \lambda^+, \text{ or } q = \frac{\lambda^+}{r + \lambda^-}.$$

Thus this simple case is mathematically equivalent to a nucleus where neurons do not interact internally with each other at all.

**Random Selection of Soma-to-Soma Interactions** Let us now consider a nucleus whose cells receive an inhibitory input from some external cell  $u$  of the form  $q_u w_u^-$  where  $q_u$  is the state of the external cell, and  $w_u^-$  is the corresponding inhibitory weight.

In this case, the interconnect pattern for soma-to-soma interactions within a nucleus of  $n$  cells proceeds as follows. When a given cell fires, and then provokes repeated firing

---

**Algorithm 1** Improved training procedure for the RNN-MLA

---

Get data matrix  $X$  and label matrix  $Y$   
**for**  $l = 1, \dots, L-1$  **do**  
    solve Problem (7) for  $W_l$  with input  $X$   
     $W_l \leftarrow W_l / \max(\zeta(XW_l)) / 10$   
     $X \leftarrow \zeta(XW_l)$   
randomly generate  $W_L$  in range  $[0, 1]$   
 $W_{L+1} \leftarrow \text{pinv}(\zeta(XW_L))Y$

---

with probability  $p$  among the subset of cells of size  $n-1$  which contains the cell that first fired, and terminates with probability  $(1-p)$  by exciting the  $n$ -th cell which was not among the  $n-1$  initial cells. Similarly, other cells may fire and deplete the potential of the  $n$ -th cell. Again, assuming a homogenous and statistical identical population, we have:

$$q = \frac{\lambda^+ + rq(n-1) \sum_{l=0}^{\infty} \left[ \frac{qp(n-1)}{n} \right]^l \frac{1-p}{n}}{r + \lambda^- + q_u w_u^- + rq(n-1) \sum_{l=0}^{\infty} \left[ \frac{qp(n-1)}{n} \right]^l \frac{p}{n}}, \quad (3)$$

becoming:

$$q = \frac{\lambda^+ + \frac{rq(n-1)(1-p)}{n-qp(n-1)}}{r + \lambda^- + q_u w_u^- + \frac{rqp(n-1)}{n-qp(n-1)}}, \quad (4)$$

which is a second degree polynomial in  $q$ :

$$q^2 p(n-1) [\lambda^- + q_u w_u^-] + q(n-1) [r(1-p) - \lambda^+ p] - qn(r + \lambda^- + q_u w_u^-) + \lambda^+ n = 0. \quad (5)$$

and its positive root which is less than one is computed, since the value of  $q$  that we seek is a probability. Let  $x = q_u w_u^-$ , then

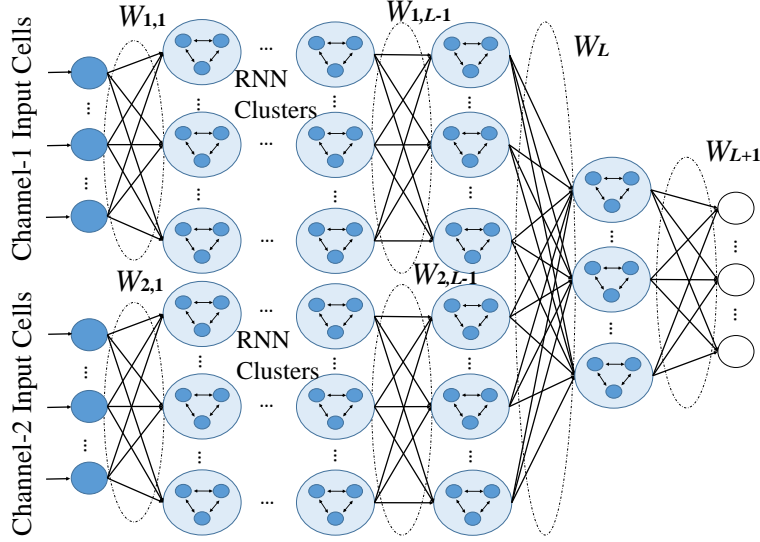
$$\zeta(x) = \frac{-(C - nx) - \sqrt{(C - nx)^2 - 4p(n-1)(\lambda^- + x)d}}{2p(n-1)(\lambda^- + x)}, \quad (6)$$

$d = n\lambda^+$  and  $C = \lambda^+ p + rp - \lambda^- n - r - \lambda^+ pn - npr$ . For notation ease, we will use  $\zeta(\cdot)$  as a term-by-term-function for vectors and matrices.

### 3 Improved Training Procedure for RNN-MLA

In this section, we improve the training procedure for the RNN-MLA by modifying the reconstruction used in [5], normalizing RNN cluster inputs and adjusting external arrival rates of spikes  $\lambda^+$  and  $\lambda^-$  inside clusters. Let us denote the connecting weight matrices between layers of the  $L$ -hidden-layer ( $L \geq 2$ ) RNN-MLA by  $W_1, \dots, W_L \geq 0$  and output weight matrix by  $W_{L+1}$ . Adapted from [5], the weights  $W_l$  ( $l = 1, \dots, L-1$ ) are determined by solving an reconstruction problem:

$$\min_{W_l} \|X - \text{adj}(\zeta(X\bar{W}))W_l\|^2 + \|W_l\|_{\ell_1}, \text{ s.t. } W_l \geq 0, \quad (7)$$



**Fig. 2.** Schematic representation of the MCRNN-MLA.

---

**Algorithm 2** Training procedure for the MCRNN-MLA

---

```

Get data matrices  $X_c$  ( $c = 1, \dots, C$ ) and label matrix  $Y$ 
for  $l = 1, \dots, L-1$  do
  for  $c = 1, \dots, C$  do
    solve Problem (8) for  $W_{c,l}$  with input  $X_c$ 
     $W_{c,l} \leftarrow W_{c,l} / \max(\zeta(X_c W_{c,l})) / 10$ 
     $X_c \leftarrow \zeta(X_c W_{c,l})$ 
   $X \leftarrow [X_1 \dots X_C]$ 
  randomly generate  $W_L$  in range  $[0 \ 1]$ 
   $W_{L+1} \leftarrow \text{pinv}(\zeta(XW_L))Y$ 

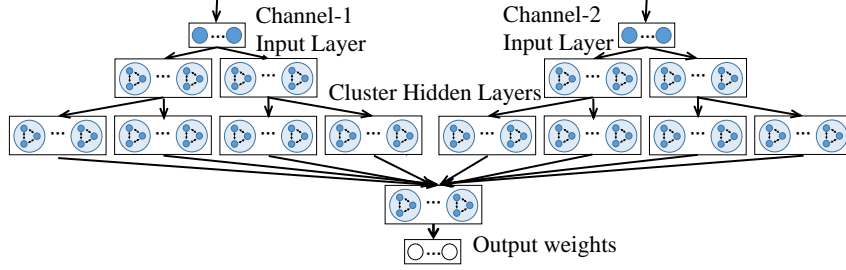
```

---

where  $\bar{W} \geq 0$  is randomly generated, operation  $\text{adj}(X)$  first maps its input into  $[0 \ 1]$  linearly, then uses the “zcore” MATLAB operation and finally adds a positive constant to remove negativity. The fast iterative shrinkage-thresholding algorithm (FISTA) in [14] is used to solve Problem (7) for  $W_l$  with the modification of setting negative elements in the solution to zero in each iteration. Weight matrix  $W_L$  is randomly generated in range  $[0 \ 1]$ , while  $W_{L+1}$  is determined by the Moore-Penrose pseudo-inverse [5–7, 15–17] (denoted by “pinv”). The improved training procedure for the RNN-MLA is shown in Algorithm 1, where operation  $\max(\cdot)$  produces the maximal element of its input. Numerous numerical tests show that 0.01, 0.005 are generally good choices for  $\lambda = \lambda^+ = \lambda^-$ .

#### 4 RNN-MLA for Multi-Channel Classification Datasets

We now adapt the RNN-MLA to handle multi-channel classification datasets, called the MCRNN-MLA. The superiority of the MCRNN-MLA is then demonstrated by re-



**Fig. 3.** Schematic representation of the MCRNN-MLA1.

sults on both multi-channel image and real-world classification datasets. For ease of illustration, we consider a dataset with two channels (Channel-1 and 2), a 2-channel  $L$ -hidden-layer MCRNN-MLA for which is shown schematically in Figure 2.

Let us denote the connecting weights between layers for only Channel-1 by  $W_{1,1}, \dots, W_{1,L-1} \geq 0$ , those for only Channel-2 by  $W_{2,1}, \dots, W_{2,L-1} \geq 0$ , those between the  $L-1$  and  $L$  hidden layers by  $W_L \geq 0$  and output weights by  $W_{L+1}$ . The weights  $W_{c,l} \geq 0$  ( $c = 1, 2; l = 1, \dots, L-1$ ) are determined by solving a reconstruction problem using the modified FISTA (described in Section 3):

$$\min_{W_{c,l}} \|X_c - \text{adj}(\zeta(X_c \bar{W}))W_{c,l}\|^2 + \|W_{c,l}\|_{\ell_1}, \text{ s.t. } W_{c,l} \geq 0, \quad (8)$$

where  $X_c$  is either the data from Channel- $c$  or its layer encodings. The training procedure of a  $C$ -channel  $L$ -hidden-layer MCRNN-MLA is shown in Algorithm 2.

#### 4.1 Modifications to the MCRNN-MLA

We make a first modifications to the MCRNN-MLA, and call it MCRNN-MLA1, where the schematic representation of a  $C$ -channel  $L$ -hidden-layer  $B$ -branch MCRNN-MLA1 is shown in Figure 3. Let us denote the connecting weights to the  $l$ th hidden layer for Channel- $c$  of Branch- $b$  by  $W_{c,l,b} \geq 0$  ( $c = 1, \dots, C; l = 1, \dots, L-1; b = 1, \dots, B$ ), those for all channels between the  $L-1$  and  $L$  hidden layers by  $W_L \geq 0$  and output weights by  $W_{L+1}$ . The training procedure of the MCRNN-MLA1 is detailed in Algorithm 3.

The second modification denoted MCRNN-MLA2 is a simplified MCRNN-MLA1, obtained by removing the last hidden layer of MCRNN-MLA1 that produces random features via random connections  $W_L$ . The schematic representation and training procedure is omitted because it is similar to the previous one.

#### 4.2 Numerical Result Comparisons

We now move to numerical tests that use three multi-channel classification datasets: an image dataset and two real-world time-series datasets.

---

**Algorithm 3** Training procedure for the MCRNN-MLA1

---

Get data matrices  $X_c$  and let  $X_{c,b} \leftarrow X_c$  for  $b = 1, \dots, B$  ( $c = 1, \dots, C$ ), and get label matrix  $Y$ ;  
**for**  $l = 1, \dots, L - 1$  **do**  
  **for**  $c = 1, \dots, C$  **do**  
    **for**  $b = 1, \dots, B$  **do**  
      solve an similar reconstruction problem to (8) for  $W_{c,l,b}$  with input  $X_{c,b}$   
       $W_{c,l,b} \leftarrow W_{c,l,b} / \max(\zeta(X_{c,b}W_{c,l,b})) / 10$   
       $X_{c,b} \leftarrow \zeta(X_{c,b}W_{c,l,b})$   
   $X \leftarrow [X_{c,b}]$  for  $b = 1, \dots, B$  and  $c = 1, \dots, C$   
  randomly generate  $W_L$  in range  $[0 \ 1]$   
 $W_{L+1} \leftarrow \text{pinv}(\zeta(XW_L))Y$

---

**Table 1.** Testing accuracies (%) and training time (s) of different methods for NORB and DAS datasets.

Method	Testing accuracy		Training time	
	NORB	DAS	NORB	DAS
MCRNN-MLA	<b>92.10</b>	<b>99.21</b>	28.80	26.81
MCRNN-MLA1	91.21	98.98	1750.85	89.16
MCRNN-MLA2	91.72	94.67	1168.61	177.03
Improved RNN-MLA	90.96	92.17	20.63	13.11
Original RNN-MLA [5]	88.51	92.83	18.80	6.02
MLP+dropout [18]	67.12	91.94	2563.27	3291.47
CNN [18]	90.80	98.52	1223.93	1289.76
CNN+dropout [18]	90.76	99.05	1282.99	1338.35
H-ELM [7]	87.56	96.58	125.86	9.60
H-ELM * [7]	91.28	–	–	–

\*This data is obtained directly from [7].

**NORB Dataset** The small NORB dataset [19] is intended for experiments in 3D object recognition from shape. The instance numbers for both training and testing are 24300. There are two  $96 \times 96$  images in each instance which are downsampled into  $32 \times 32$ . All images are whitened using the code provided by [7].

**Daily and Sports Activities (DSA) Dataset** The DSA dataset [20–22] comprises time-series data of 19 daily and sports activities performed by 8 subjects recorded by 45 motion sensors (25 Hz sampling frequency). The attribute number is 5,625 ( $45 \times 5 \times 25$ ) since 5-second segments are used, while the class number is 19. Two thirds of 9120 instances are used for training while the rest for testing.

**Twin Gas Sensor Arrays (TGSA) Dataset** The TGSA dataset includes 640 recordings of 5 twin 8-sensor detection units exposing to 4 different gases [23]. The duration of each recording is 600 seconds (100Hz sampling frequency) producing 480,000 ( $8 \times 600 \times 100$ ) features. We use 30-second segments, and then each instance has 24,000

**Table 2.** Testing accuracies (%) and training time (s) of different methods for TGSA dataset.

Method	Testing accuracy		Training time	
	Task 1	Task 2	Task 1	Task 2
MCRNN-MLA	98.32	<b>92.25</b>	29.56	106.88
MCRNN-MLA1	<b>98.61</b>	90.11	55.08	143.76
MCRNN-MLA2	94.75	79.52	51.96	75.20
Improved RNN-MLA	97.03	87.06	16.78	149.47
Original RNN-MLA [5]	85.64	80.29	29.94	154.00
MLP+dropout [18]	25.05	24.86	3327.52	9005.39
CNN [18]	61.78	72.13	1842.38	13593.06
CNN+dropout [18]	69.11	87.00	2484.18	15545.18
H-ELM [7]	61.98	55.94	14.21	122.02

(8x3000) attributes. The objective is to classify gas types using recording features. Two tasks are conducted, in both of which two thirds of instances are used for training while the rest for testing:

- Task 1: (3,029 instances): build a specific classifier for Unit 1 to fulfill the objective.
- Task 2: (21,169 instances): build one classifier for all units to fulfill the objective.

The numbers of channels in the NORB, DSA and TGSA datasets are 2, 45 and 8, respectively. In the numerical experiments, we use the MCRNN-MLA, MCRNN-MLA1, MCRNN-MLA2, RNN-MLA with Algorithm 1, as well as the algorithm that was reported in [5], and the multi-layer perception (MLP) from [18], the convolutional neural network (CNN) [18,24] and hierarchical extreme learning machine (H-ELM) [7].

The results are summarised in Tables 1 and 2. We can see that in most cases the improved RNN-MLA of this paper provides better results than the original one from [5]. The proposed MCRNN-MLA (or its modification) achieves the highest testing accuracies for all cases. Moreover, the MCRNN-MLA can be trained much faster than the MLP and CNN. For example, it is trained around 127 times faster than the CNN for Task 2 of the TGSA dataset. These results show that the MCRNN is the better tool for handling the classification of multi-channel datasets.

## 5 Conclusions

In previous work [5] we had proposed the RNN-MLA and demonstrated its usefulness in deep learning with several data sets. In this paper, we have improved the training procedure for the RNN-MLA and proposed the novel MCRNN-MLA for classifying multi-channel datasets.

Comparative numerical experiments were conducted using several different deep-learning methods based on both images and real-world data for multi-channel datasets. The numerical results show that the proposed MCRNN-MLA provides useful improvements as compared to other methods, in terms of both classification accuracy and training efficiency.



## References

1. G. E. Hinton and R. R. Salakhutdinov, "Reducing the dimensionality of data with neural networks," *Science*, vol. 313, no. 5786, pp. 504–507, 2006.
2. Y. LeCun, Y. Bengio, and G. Hinton, "Deep learning," *Nature*, vol. 521, no. 7553, pp. 436–444, 2015.
3. R. Raina, A. Madhavan, and A. Ng, "Large-scale deep unsupervised learning using graphics processors," in *Proc. 26th Int. Conf. on Machine Learning*. ACM, 2009, pp. 873–880.
4. D. C. Ciresan, U. Meier, L. M. Gambardella, and J. Schmidhuber, "Deep big simple neural nets for handwritten digit recognition," *Neural Computation*, vol. 22, pp. 3207–3220, 2010.
5. E. Gelenbe and Y. Yin, "Deep learning with random neural networks," *2016 International Joint Conference on Neural Networks (IJCNN)*, pp. 1633–1638, 2016.
6. L. L. C. Kasun, H. Zhou, and G.-B. Huang, "Representational learning with extreme learning machine for big data," *IEEE Intelligent Systems*, vol. 28, no. 6, pp. 31–34, 2013.
7. J. Tang, C. Deng, and G.-B. Huang, "Extreme learning machine for multilayer perceptron," to appear in *IEEE Transactions on Neural Networks and Learning Systems*, May 2015.
8. E. Gelenbe, "Random neural networks with negative and positive signals and product form solution," *Neural computation*, vol. 1, no. 4, pp. 502–510, 1989.
9. E. Gelenbe and S. Timotheou, "Random neural networks with synchronized interactions," *Neural Computation*, vol. 20, no. 9, pp. 2308–2324, 2008.
10. E. Gelenbe, "Stability of the random neural network model," *Neural computation*, vol. 2, no. 2, pp. 239–247, 1990.
11. S. Timotheou, "The random neural network: a survey," *The computer journal*, vol. 53, no. 3, pp. 251–267, 2010.
12. E. Gelenbe and J.-M. Fourneau, "Random neural networks with multiple classes of signals," *Neural computation*, vol. 11, no. 4, pp. 953–963, 1999.
13. N. Brunel and M. C. Van Rossum, "Lapicques 1907 paper: from frogs to integrate-and-fire," *Biological cybernetics*, vol. 97, no. 5-6, pp. 337–339, 2007.
14. A. Beck and M. Teboulle, "A fast iterative shrinkage-thresholding algorithm for linear inverse problems," *SIAM journal on imaging sciences*, vol. 2, no. 1, pp. 183–202, 2009.
15. Y. Zhang, Y. Yin, D. Guo, X. Yu, and L. Xiao, "Cross-validation based weights and structure determination of chebyshev-polynomial neural networks for pattern classification," *Pattern Recognition*, vol. 47, no. 10, pp. 3414–3428, 2014.
16. Y. Yin and Y. Zhang, "Weights and structure determination of chebyshev-polynomial neural networks for pattern classification," *Software*, vol. 11, p. 048, 2012.
17. Y. Zhang, Y. Yin, X. Yu, D. Guo, and L. Xiao, "Pruning-included weights and structure determination of 2-input neuronet using chebyshev polynomials of class 1," in *Intelligent Control and Automation (WCICA), 2012 10th World Congress on*. IEEE, 2012, pp. 700–705.
18. F. Chollet, "Keras," <https://github.com/fchollet/keras>, 2015.
19. Y. LeCun, F. J. Huang, and L. Bottou, "Learning methods for generic object recognition with invariance to pose and lighting," in *Computer Vision and Pattern Recognition, 2004. CVPR 2004. Proceedings of the 2004 IEEE Computer Society Conference on*, vol. 2. IEEE, 2004, pp. II–97–104.
20. K. Altun, B. Barshan, and O. Tunçel, "Comparative study on classifying human activities with miniature inertial and magnetic sensors," *Pattern Recognition*, vol. 43, no. 10, pp. 3605–3620, 2010.
21. B. Barshan and M. C. Yüksek, "Recognizing daily and sports activities in two open source machine learning environments using body-worn sensor units," *The Computer Journal*, vol. 57, no. 11, pp. 1649–1667, 2014.

22. K. Altun and B. Barshan, "Human activity recognition using inertial/magnetic sensor units," in *International Workshop on Human Behavior Understanding*. Springer, 2010, pp. 38–51.
23. J. Fonollosa, L. Fernández, A. Gutiérrez-Gálvez, R. Huerta, and S. Marco, "Calibration transfer and drift counteraction in chemical sensor arrays using direct standardization," *Sensors and Actuators B: Chemical*, 2016.
24. N. Srivastava, G. E. Hinton, A. Krizhevsky, I. Sutskever, and R. Salakhutdinov, "Dropout: a simple way to prevent neural networks from overfitting." *Journal of Machine Learning Research*, vol. 15, no. 1, pp. 1929–1958, 2014.