

Coherence Pursuit: Fast, Simple, and Robust Principal Component Analysis

Mostafa Rahmani, *Student Member, IEEE* and George K. Atia, *Member, IEEE*

Abstract—This paper presents a remarkably simple, yet powerful, algorithm for robust Principal Component Analysis (PCA). In the proposed approach, an outlier is set apart from an inlier by comparing their coherence with the rest of the data points. As inliers lie on a low dimensional subspace, they are likely to have strong mutual coherence provided there are enough inliers. By contrast, outliers do not typically admit low dimensional structures, wherefore an outlier is unlikely to bear strong resemblance with a large number of data points. The mutual coherences are computed by forming the Gram matrix of normalized data points. Subsequently, the subspace is recovered from the span of a small subset of the data points that exhibit strong coherence with the rest of the data. As coherence pursuit only involves one simple matrix multiplication, it is significantly faster than the state-of-the-art robust PCA algorithms. We provide a mathematical analysis of the proposed algorithm under a random model for the distribution of the inliers and outliers. It is shown that the proposed method can recover the correct subspace even if the data is predominantly outliers. To the best of our knowledge, this is the first provable robust PCA algorithm that is simultaneously non-iterative, can tolerate a large number of outliers and is robust to linearly dependent outliers.

Index Terms—Low Rank Matrix, Robust PCA, Outlier Detection, Subspace Learning, Computational Complexity, Unsupervised Learning

I. INTRODUCTION

Standard tools such as Principal Component Analysis (PCA) have been instrumental in reducing dimensionality by finding linear projections of high-dimensional data along the directions where the data is most spread out to minimize information loss. These techniques are widely applicable in a broad range of data analysis problems, including computer vision, image processing, machine learning and bioinformatics [1]–[6].

Given a data matrix $\mathbf{D} \in \mathbb{R}^{m \times n}$, PCA finds an r -dimensional subspace by solving

$$\min_{\hat{\mathbf{U}}} \|\mathbf{D} - \hat{\mathbf{U}}\hat{\mathbf{U}}^T \mathbf{D}\|_F \quad \text{subject to} \quad \hat{\mathbf{U}}^T \hat{\mathbf{U}} = \mathbf{I}, \quad (1)$$

where $\hat{\mathbf{U}} \in \mathbb{R}^{m \times r}$ is an orthonormal basis for the r -dimensional subspace, \mathbf{I} denotes the identity matrix and $\|\cdot\|_F$ the Frobenius norm. Despite its notable impact on exploratory data analysis and multivariate analyses, PCA is notoriously sensitive to outliers that prevail much of the real world data since the solution to (1) can arbitrarily deviate from the true

subspace in the presence of a small number of outlying data points that do not conform with the low dimensional model [7]–[13].

As a result, much research work was devoted to investigate PCA algorithms that are robust to outliers. The corrupted data can be expressed as

$$\mathbf{D} = \mathbf{L} + \mathbf{C}, \quad (2)$$

where \mathbf{L} is a low rank matrix whose columns span a low-dimensional subspace, and the matrix \mathbf{C} models the data corruption, and is referred to as the outlier matrix. There are two main models for the outlier matrix that were considered in the literature, and these two models are mostly incomparable in theory, practice and analysis techniques. The first corruption model is the element-wise model in which \mathbf{C} is a sparse matrix with arbitrary support, whose entries can have arbitrarily large magnitudes [14]–[19]. In view of the arbitrary support of \mathbf{C} , any of the columns of \mathbf{L} may be affected by the non-zero elements of \mathbf{C} . We do not consider this model in this paper. The second model, which is the focus of our paper, is a column-wise model wherein only a fraction of the columns of \mathbf{C} are non-zero, wherefore a portion of the columns of \mathbf{L} (the so-called inliers) remain unaffected by \mathbf{C} [20]–[23]. Next, we formally describe the data model adopted in this paper, which only focuses on the column-wise outlier model.

Data Model 1. *The given data matrix \mathbf{D} satisfies the following.*

1. *The matrix \mathbf{D} can be expressed as*

$$\mathbf{D} = \mathbf{L} + \mathbf{C} = [\mathbf{A} \ \mathbf{B}] \mathbf{T}, \quad (3)$$

where $\mathbf{A} \in \mathbb{R}^{m \times n_1}$, $\mathbf{B} \in \mathbb{R}^{m \times n_2}$, and \mathbf{T} is an arbitrary permutation matrix.

2. *The columns of \mathbf{A} lie in an r -dimensional subspace \mathcal{U} , namely, the column space of \mathbf{L} . The columns of \mathbf{B} do not lie entirely in \mathcal{U} , i.e., the columns of \mathbf{A} are the inliers and the columns of \mathbf{B} are the outliers.*

The column-wise model for robust PCA has direct bearing on a host of applications in signal processing and machine learning, which spurred enormous progress in dealing with subspace recovery in the presence of outliers. This work is motivated by some of the limitations of existing techniques, which we further detail in Section II on related work. The vast majority of existing approaches to robust PCA have *high computational complexity*, which makes them unsuitable in high dimensional settings. For instance, many of the existing iterative techniques incur a long run time as they require a large number of iterations, each with a Singular Value

This work was supported by NSF Grant CCF-1320547 and NSF CAREER Award CCF-1552497.

The authors are with the Department of Electrical and Computer Engineering, University of Central Florida, Orlando, FL 32816 USA (e-mail: mostafa@knights.ucf.edu, george.atia@ucf.edu).

Decomposition (SVD) operation. Also, most iterative solvers have *no provable guarantees* for exact subspace recovery. Moreover, many of the existing robust PCA algorithms *cannot tolerate a large number of outliers* as they rely on sparse outlier models, while others *cannot handle linearly dependent outliers*. In this paper, we present a new provable non-iterative robust PCA algorithm, dubbed Coherence Pursuit (CoP), which involves one simple matrix multiplication, and thereby achieves remarkable speedups over the state-of-the-art algorithms. CoP can tolerate a large number of outliers (even if the ratio of inliers to outliers $\frac{n_1}{n_2}$ approaches zero), and is robust to linearly dependent outliers and to additive noise.

A. Notation and definitions

Bold-face upper-case letters are used to denote matrices and bold-face lower-case letters are used to denote vectors. Given a matrix \mathbf{A} , $\|\mathbf{A}\|$ denotes its spectral norm. For a vector \mathbf{a} , $\|\mathbf{a}\|_p$ denotes its ℓ_p -norm and $\mathbf{a}(i)$ its i^{th} element. Given two matrices \mathbf{A}_1 and \mathbf{A}_2 with an equal number of rows, the matrix

$$\mathbf{A}_3 = [\mathbf{A}_1 \ \mathbf{A}_2]$$

is the matrix formed by concatenating their columns. For a matrix \mathbf{A} , \mathbf{a}_i denotes its the i^{th} column, and \mathbf{A}_{-i} is equal to \mathbf{A} with the i^{th} column removed.

Definition 1. The mutual coherence of two non-zero vectors $\mathbf{v}_1 \in \mathbb{R}^{m \times 1}$ and $\mathbf{v}_2 \in \mathbb{R}^{m \times 1}$ is defined as

$$\frac{|\mathbf{v}_1^T \mathbf{v}_2|}{\|\mathbf{v}_1\| \|\mathbf{v}_2\|}.$$

II. RELATED WORK

Some of the earliest approaches to robust PCA relied on robust estimation of the data covariance matrix, such as S-estimators, the minimum covariance determinant, the minimum volume ellipsoid, and the Stahel-Donoho estimator [24]. This is a class of iterative approaches that compute a full SVD or eigenvalue decomposition in each iteration and generally have no explicit performance guarantees. The performance of these approaches greatly degrades for $\frac{n_1}{n_2} \leq 0.5$.

To enhance robustness to outliers, another approach is to replace the Frobenius norm in (1) with other norms [25]. For example, [26] uses an ℓ_1 -norm relaxation commonly used for sparse vector estimation, yielding robustness to outliers [17], [27], [28]. However, the approach presented in [26] has no provable guarantees and requires \mathbf{C} to be column sparse, i.e., a very small portion of the columns of \mathbf{C} can be non-zero ($\frac{n_2}{n_1}$ should be very small). The work in [29] replaces the ℓ_1 -norm in [26] with the $\ell_{1,2}$ -norm. While the algorithm in [29] can handle a large number of outliers, the complexity of each iteration is $\mathcal{O}(nm^2)$ and its iterative solver has no performance guarantees. Recently, the idea of using a robust norm was revisited in [30], [31]. Therein, the non-convex constraint set is relaxed to a larger convex set and exact subspace recovery is guaranteed under certain conditions. The algorithm presented in [30] obtains the column space of \mathbf{L} and [31] finds the complement of the column space of \mathbf{L} . However, the iterative

solver of [30] needs to compute a full SVD of an $m \times m$ weighted covariance matrix in each iteration. Thus, the overall complexity of the solver of [30] is roughly $\mathcal{O}(m^3 + nm^2)$ per iteration, where the second term is the complexity of computing the weighted covariance matrix. The solver of [31] has $\mathcal{O}(nm^2)$ complexity per iteration, and the algorithm needs to compute a full SVD of an $m \times m$ matrix. In [32], the complement of the column space of \mathbf{L} is recovered via a series of linear optimization problems, each obtaining one direction in the complement space. This method is sensitive to linearly dependent outliers and requires that the columns of \mathbf{L} do not exhibit a clustering structure, which in fact prevails much of the real world data. Also, the approach presented in [32] requires solving $m - r$ linear optimization problems consecutively resulting in high computational complexity and long run time for high dimensional data.

Robust PCA using convex rank minimization was first analyzed in [16], [17] for the element-wise corruption model. In [20], the algorithm analyzed in [16], [17] was extended to the column-wise corruption model where it was shown that the optimal point of

$$\begin{aligned} \min_{\hat{\mathbf{L}}, \hat{\mathbf{C}}} \quad & \|\hat{\mathbf{L}}\|_* + \lambda \|\hat{\mathbf{C}}\|_{1,2} \\ \text{subject to} \quad & \hat{\mathbf{L}} + \hat{\mathbf{C}} = \mathbf{D} \end{aligned} \quad (4)$$

yields the exact subspace and correct identification of outliers provided that \mathbf{C} is sufficiently column-sparse. However, the iterative solver of (4) has roughly $\mathcal{O}(mnr)$ complexity per iteration. Also, the algorithm can only tolerate a small number of outlying columns – the ratio $\frac{n_2}{n_1}$ should be roughly less than 0.05.

A different approach to outlier detection was proposed in [33], [34], the idea being that outliers do not typically follow low dimensional structures, thereupon few outliers cannot form a linearly dependent set. While this approach can recover the correct subspace even if a remarkable portion of the data is outliers, it cannot detect linearly dependent outliers and has complexity $\mathcal{O}(n^3)$ per iteration [34]. In the outlier detection algorithm presented in [35], a data point is identified as an outlier if the maximum value of its mutual coherences with the other data points is less than a predefined threshold. However, this approach is unable to detect outliers that lie in close neighborhoods. For instance, any repeated outliers will be falsely detected as inliers since their mutual coherence is 1.

A. Motivation and summary of contributions

This work is motivated by the limitations of prior work on robust PCA as summarized below.

Complexity and scalability. The state-of-the-art iterative robust PCA algorithms are mostly unscalable as they typically involve high-complexity operations in every iteration. For instance, many of these algorithms require the computation of a partial or full SVD of an $m \times n$, or $m \times m$, or $n \times n$ matrix in each iteration [20], [30], [36], [37], which is computationally prohibitive in high dimensional settings.

Guarantees. While the optimal points of the optimization problems underlying many of the existing robust subspace

recovery techniques yield the exact subspace, there are no such guarantees for their corresponding iterative solvers. Examples include the optimal points of the optimization problems presented in [20], [29].

Robustness issues. Most existing algorithms are tailored to one specific class of outlier models. For example, algorithms based on sparse outlier models utilize sparsity promoting norms, thus can only handle a small number of outliers. On the other hand, algorithms such as [33], [35] can handle a large number of outliers, albeit they fail to locate outliers with high similarity or linearly dependent outliers. Spherical PCA is the a non-iterative robust PCA algorithm that is also scalable [38]. In this algorithm, all the columns of \mathbf{D} are first projected onto the unit sphere \mathbb{S}^{m-1} , then the subspace is identified as the span of the principal directions of the normalized data. However, in the presence of outliers, the recovered subspace is never equal to the true subspace and it significantly deviates from the underlying subspace when outliers abound.

To the best of our knowledge, CoP is the first algorithm that addresses these concerns all at once. In the proposed method, we distinguish outliers from inliers by comparing their degree of coherence with the rest of the data. The advantages of the proposed algorithm are summarized below.

- Coherence Pursuit (CoP) is a scalable non-iterative algorithm with low computational complexity as it only involves one matrix multiplication to compute the Gram matrix, plus an SVD operation of a very small subset of the data. It also has provable performance guarantees.
- Unlike many of the Robust PCA algorithms, CoP does not need to perform an SVD of the entire data. The SVD is applied to a small subset of the data.
- CoP can tolerate a large number of outliers. It is shown that exact subspace recovery is guaranteed with high probability even if $\frac{n_1}{n_2}$ goes to zero provided that $\frac{n_1}{n_2} \frac{m}{r}$ is sufficiently large.
- CoP is robust to linearly dependent outliers since it measures the coherence of a data point with respect to all the other data points.

III. PROPOSED METHOD

In this section, we present the Coherence Pursuit algorithm and provide some insight into its characteristics. The main theoretical results are provided in Section IV. The table of Algorithm 1 presents the proposed method along with the definitions of the used symbols.

Coherence: The inliers lie in a low dimensional subspace \mathcal{U} . In addition, for most practical purposes the inliers are highly coherent with each other in the sense of having large values of the mutual coherence in Definition 1. By contrast, the outlying columns do not typically follow low dimensional structures and do not bear strong resemblance with the rest of the data. As such, In CoP all the values of mutual coherence between the columns of \mathbf{D} are first computed. Then, the column space of \mathbf{A} is obtained as the span of those columns that have strong mutual coherence with the rest of the data.

For instance, assume that the distribution of the inliers and the outliers follow the following assumption.

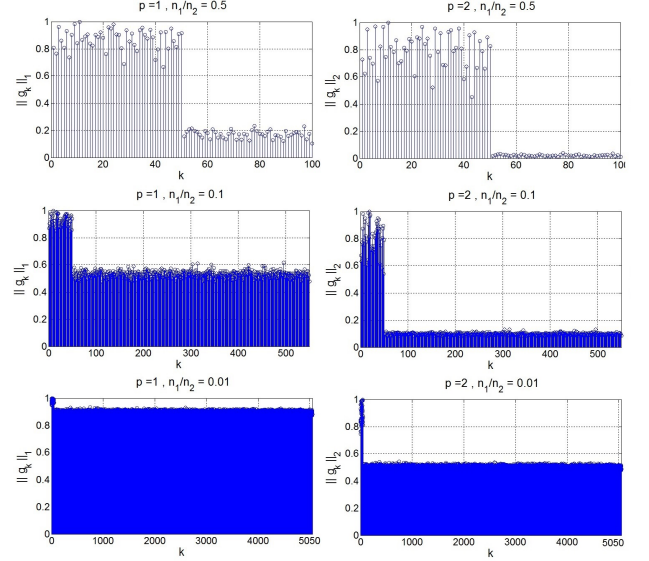


Fig. 1. The values of vector \mathbf{p} for different values of p and $\frac{n_1}{n_2}$.

Assumption 1. The subspace \mathcal{U} is a random r -dimensional subspace in \mathbb{R}^m . The columns of \mathbf{A} are drawn uniformly at random from the intersection of \mathbb{S}^{m-1} and \mathcal{U} . The columns of \mathbf{B} are drawn uniformly at random from \mathbb{S}^{m-1} . To simplify the exposition and notation, it is assumed that \mathbf{T} in (3) is equal to the identity matrix without any loss of generality, i.e., $\mathbf{D} = [\mathbf{A} \ \mathbf{B}]$.

In addition, suppose that \mathbf{v}_1 and \mathbf{v}_2 are two inliers and \mathbf{u}_1 and \mathbf{u}_2 are two outliers. It can be shown that

$$\mathbb{E}(\mathbf{v}_1^T \mathbf{v}_2)^2 = 1/r$$

while

$$\mathbb{E}(\mathbf{u}_1^T \mathbf{u}_2)^2 = 1/m, \quad \mathbb{E}(\mathbf{u}_1^T \mathbf{v}_1)^2 = 1/m.$$

Accordingly, if $m \gg r$, the inliers exhibit much stronger mutual coherence.

A. Large number of outliers

Unlike most robust PCA algorithms which require n_2 to be much smaller than n_1 , the proposed method tolerates a large number of outliers. For instance, consider $m = 400$, $r = 5$, $n_1 = 50$, and the distributions of inliers and outliers follow Assumption 1.

Fig. 1 shows the vector \mathbf{p} for different values of p and n_2 . In all the figures, the maximum element is scaled to 1. One can observe that even if $n_1/n_2 = 0.01$, the proposed technique can recover the exact subspace since there is a clear gap between the values of \mathbf{p} corresponding to outliers and inliers, more so for $p = 2$.

B. Robustness to noise

In the presence of additive noise, we model the data as

$$\mathbf{D} = [\mathbf{A} \ \mathbf{B}] \mathbf{T} + \mathbf{E}, \quad (5)$$

where \mathbf{E} represents the noise component.

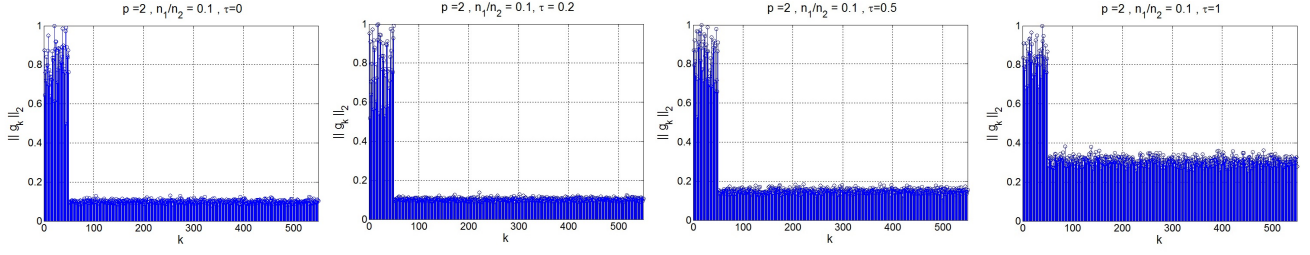


Fig. 2. The elements of vector \mathbf{p} with different values of parameter τ .

The high coherence between the inliers (columns of \mathbf{A}) and the low coherence of the outliers (columns of \mathbf{B}) with each other and with the inliers result in the large gap between the elements of \mathbf{p} observed in Fig. 1 even when $n_1/n_2 < 0.01$. This gap gives the algorithm tolerance to high levels of noise. For instance, assume $r = 5$, $n_1 = 50$, $n_2 = 500$ and the distribution of the inliers and outliers follow Assumption 1. Define the parameter τ as

$$\tau = \frac{\mathbb{E}\|\mathbf{e}\|_2}{\mathbb{E}\|\mathbf{a}\|_2} \quad (6)$$

where \mathbf{a} and \mathbf{e} are arbitrary columns of \mathbf{A} and \mathbf{E} , respectively. Fig. 2 shows the entries of \mathbf{p} for different values of τ . As shown, the elements corresponding to inliers are clearly separated from the ones corresponding to outliers even at very low signal to noise ratio, e.g. $\tau = 0.5$ and $\tau = 1$.

C. Linearly dependent outliers

Many of the existing robust PCA algorithms cannot detect linearly dependent outliers [33], [37]. For instance, in the outlier detection algorithm presented in [33] a data column is identified as an outlier if it does not admit a sparse representation over the rest of the data. As such, if some outlying columns are repeated, the algorithm presented in [33] fails to detect them.

At a fundamental level, the proposed approach affords a more comprehensive definition of an outlying column, namely, a data column is identified as an outlier if it has weak total coherency with the rest of the data. This global view of a data point w.r.t. the rest of the data allows the algorithm to identify outliers that are linearly dependent with few other data points.

For illustration, assume the given data follows Data model 1, $r = 5$, $n_1 = 50$, $n_2 = 500$, with the last 5 outlying columns repeated. Fig. 3 shows the elements of vector \mathbf{p} with $p = 1$ and $p = 2$. All the elements corresponding to inliers are clearly greater than the elements corresponding to outliers and the algorithm correctly identifies the subspace.

D. Running time comparison

In this section, the speed of the proposed method is compared with the sparse representation based algorithm [33], the outlier pursuit algorithm [20], and the R1-PCA algorithm [29]. Table I presents the running times for different data sizes. In all the experiments, $n_1 = n/5$ and $n_2 = 4n/5$. One can observe that the proposed method is remarkably faster since it is not iterative and it does not require to apply SVD to the full scale data.

Algorithm 1 CoP: Proposed Robust PCA Algorithm

Initialization: Set $p = 1$ or $p = 2$.

1. Data Normalization: Define matrix $\mathbf{X} \in \mathbb{R}^{m \times n}$ as $\mathbf{x}_i = \mathbf{d}_i / \|\mathbf{d}_i\|_2$.

2. Mutual Coherence Measurement

2.1 Define $\mathbf{G} = \mathbf{X}^T \mathbf{X}$ and set its diagonal elements to zero.

2.2 Define vector $\mathbf{p} \in \mathbb{R}^{n \times 1}$ as $\mathbf{p}(i) = \|\mathbf{g}_i\|_p$.

3. Subspace Identification: Construct matrix \mathbf{Y} from the columns of \mathbf{X} corresponding to the largest elements of \mathbf{p} such that they span an r -dimensional subspace.

Output: The columns of \mathbf{Y} are a basis for the column space of \mathbf{L} .

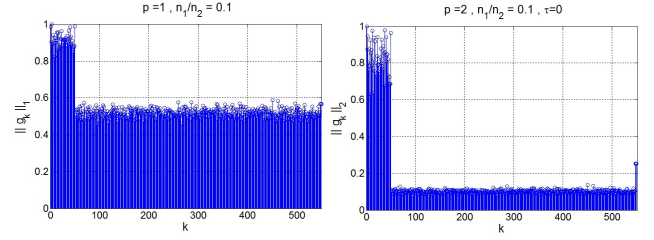


Fig. 3. The values of vector \mathbf{p} when the last 5 outlying columns are repeated.

IV. THEORETICAL INVESTIGATIONS

In this section, we first establish sufficient conditions to ensure that the expected value of the elements of the vector \mathbf{p} corresponding to the inliers are remarkably greater than the elements corresponding to the outliers, in which case the algorithm is highly likely to yield exact subspace recovery. Subsequently, we provide two theorems establishing performance guarantees of the proposed approach for $p = 1$ and $p = 2$ with high probability.

The following lemmas establish sufficient conditions for the expected value of the elements of \mathbf{p} corresponding to inliers to be at least twice as large as the expected values corresponding to outliers. The proofs of all theorems and lemmas are deferred to Sections V and VI.

Lemma 1. Suppose Assumption 1 holds, the i^{th} column is an inlier and the $(n_1 + j)^{\text{th}}$ column is an outlier. If

$$\frac{n_1}{\sqrt{r}} \left(\sqrt{\frac{2}{\pi}} - \sqrt{\frac{4r^2}{m}} \right) + \sqrt{\frac{4}{m}} > \frac{5n_2}{4\sqrt{m}} + \sqrt{\frac{2}{\pi r}}, \quad (7)$$

then

$$\mathbb{E} \|\mathbf{g}_i\|_1 > 2 \mathbb{E} \|\mathbf{g}_{n_1+j}\|_1$$

recalling that \mathbf{g}_i is the i^{th} column of matrix \mathbf{G} .

Lemma 2. Suppose Assumption 1 holds, the i^{th} column is an

TABLE I
RUNNING TIME OF THE ALGORITHMS

$m = n$	Coherence Pursuit	[29]	[20]	[33]
1000	0.7	7	179	1600
2000	4	37	409	> 2 Hours
5000	28	427	2244	> 2 Hours
10000	277	1927	> 2 Hours	> 2 Hours

inlier and the $(n_1 + j)^{\text{th}}$ column is an outlier. If

$$\frac{n_1}{r} \left(1 - \frac{2r^2}{m}\right) > \frac{n_2}{m} + \frac{1}{r} \quad (8)$$

then

$$\mathbb{E} \|\mathbf{g}_i\|_2^2 > 2 \mathbb{E} \|\mathbf{g}_{n_1+j}\|_2^2.$$

Remark 1. The sufficient conditions provided in Lemma 1 and Lemma 2 reveal three important points.

I) The important performance factors are the ratios $\frac{n_1}{r}$ and $\frac{n_2}{m}$. The intuition is that as $\frac{n_1}{r}$ increases, the density of the inliers in the subspace increases, and consequently their mutual coherence also increases. Similarly, if $\frac{n_2}{m}$ increases, the mutual coherence between the outliers increases. Thus, the main requirement is that $\frac{n_1}{r}$ should be sufficiently larger than the $\frac{n_2}{m}$.

II) In real applications, $r \ll m$ and $n_1 > n_2$, hence the sufficient conditions are easily satisfied. This fact is observed in Fig. 1 which shows that Coherence Pursuit can recover the correct subspace even if $n_1/n_2 = 0.01$.

III) In high dimensional settings, $r \ll m$. Therefore, $\frac{m}{\sqrt{r}}$ could be remarkably greater than $\frac{r}{\sqrt{r}}$. Accordingly, the conditions in Lemma 1 are stronger than the conditions of Lemma 2, suggesting that with $p = 2$ Coherence Pursuit can tolerate a larger number of outliers than with $p = 1$. This is confirmed by comparing the plots in the last row of Fig. 1.

The following theorems show that the same set of factors are important to guarantee that the proposed algorithm recovers the exact subspace with high probability.

Theorem 3. If Assumption 1 is true and

$$\frac{n_1}{\sqrt{r}} \left(\sqrt{\frac{2}{\pi}} - \frac{r + 2\sqrt{\beta\kappa}r}{\sqrt{m}} \right) - 2\sqrt{n_1} - \sqrt{\frac{2n_1 \log \frac{n_1}{\delta}}{r-1}} > \frac{n_2}{\sqrt{m}} + 2\sqrt{n_2} + \sqrt{\frac{2n_2 \log \frac{n_2}{\delta}}{m-1}} + \frac{1}{\sqrt{r}}, \quad (9)$$

then Algorithm 1 with $p = 1$ recovers the exact subspace with probability at least $1 - 3\delta$, where $\beta = \max(8 \log n_2/\delta, 8\pi)$ and $\kappa = \frac{m}{m-1}$.

Theorem 4. If Assumption 1 is true and

$$n_1 \left(\frac{1}{r} - \frac{r + 4\zeta\kappa + 4\sqrt{\zeta r\kappa}}{m} \right) - \eta_1 > 2\eta_2 + \frac{1}{r}, \quad (10)$$

then Algorithm 1 with $p = 2$ recovers the correct subspace with probability at least $1 - 4\delta$, where

$$\eta_1 = \max \left(\frac{4}{3} \log \frac{2rn_1}{\delta}, \sqrt{4 \frac{n_1}{r} \log \frac{2rn_1}{\delta}} \right),$$

$$\eta_2 = \max \left(\frac{4}{3} \log \frac{2mn_2}{\delta}, \sqrt{4 \frac{n_2}{m} \log \frac{2mn_2}{\delta}} \right),$$

$$\zeta = \max(8\pi, 8 \log \frac{n_2}{\delta}), \text{ and } \kappa = \frac{m}{m-1}.$$

Remark 2. The dominant factors of the LHS and the RHS of (10) are $\frac{n_1}{r} \left(1 - \frac{r^2}{m}\right)$ and $\sqrt{4 \frac{n_2}{m} \log \frac{2mn_2}{\delta}}$, respectively. As in Lemma 2, we see the factor $\frac{n_2}{m}$, but under the square root. Thus, the requirement of Theorem 4 is less stringent than that of Lemma 2. This is because Theorem 4 guarantees that the elements corresponding to inliers are greater than those corresponding to outliers with high probability, but does not guarantee a notable gap between the values as in Lemma 2.

V. PROOFS OF THE MAIN RESULTS

Proof of Lemma 1

The i^{th} column of \mathbf{G} without its i^{th} element can be expressed as

$$[\mathbf{a}_i^T \mathbf{A}_{-i} \quad \mathbf{a}_i^T \mathbf{B}]^T. \quad (11)$$

Thus,

$$\|\mathbf{g}_i\|_1 = \|\mathbf{a}_i^T \mathbf{A}_{-i}\|_1 + \|\mathbf{a}_i^T \mathbf{B}\|_1. \quad (12)$$

If $i \neq k$, then

$$\mathbb{E} |\mathbf{a}_i^T \mathbf{a}_k| = \mathbb{E} |\mathbf{u}^T \mathbf{a}_k| \geq \sqrt{\frac{2}{\pi r}}, \quad (13)$$

where \mathbf{u} is a fixed vector in \mathcal{U} with unit ℓ_2 -norm. The last inequality follows from [30]. By Assumption 1, \mathcal{U} is a random subspace and \mathbf{a}_i is a random direction in \mathcal{U} . Accordingly, the distribution of \mathbf{a}_i is the same as the distribution of a vector drawn uniformly at random from \mathbb{S}^{m-1} . Thus, similar to (13)

$$\mathbb{E} |\mathbf{a}_i^T \mathbf{b}_k| \geq \sqrt{\frac{2}{\pi m}}. \quad (14)$$

Replacing (13) and (14) in (12),

$$\mathbb{E} \|\mathbf{g}_i\|_1 \geq (n_1 - 1) \sqrt{\frac{2}{\pi r}} + n_2 \sqrt{\frac{2}{\pi m}}. \quad (15)$$

The $(n_1 + j)^{\text{th}}$ column of \mathbf{G} without its $(n_1 + j)^{\text{th}}$ element can be expressed as

$$[\mathbf{b}_j^T \mathbf{A} \quad \mathbf{b}_j^T \mathbf{B}_{-j}]^T.$$

Define \mathbf{U} as an orthonormal basis for \mathcal{U} . Thus,

$$\mathbb{E} |\mathbf{b}_j^T \mathbf{a}_k| \leq \mathbb{E} \|\mathbf{b}_j^T \mathbf{U}\|_2. \quad (16)$$

It is not hard to show that

$$\mathbb{E} \|\mathbf{b}_j^T \mathbf{U}\|_2^2 = \frac{r}{m}. \quad (17)$$

Since $f(y) = y^2$ is a convex function, by Jensen's inequality

$$\mathbb{E} \|\mathbf{b}_j^T \mathbf{U}\|_2 \leq \sqrt{\frac{r}{m}}. \quad (18)$$

Similarly, for $j \neq k$,

$$\mathbb{E} |\mathbf{b}_j^T \mathbf{b}_k| \leq \sqrt{\frac{1}{m}}. \quad (19)$$

Therefore, according to (18) and (19)

$$\mathbb{E}\|\mathbf{g}_{n_1+j}\|_1 \leq n_1 \sqrt{\frac{r}{m}} + (n_2 - 1) \sqrt{\frac{1}{m}}. \quad (20)$$

Thus, if (7) is satisfied, $\mathbb{E}\|\mathbf{g}_i\|_1 > 2\mathbb{E}\|\mathbf{g}_{n_1+j}\|_1$.

Proof of Lemma 2

If the i^{th} column is an inlier, then

$$\|\mathbf{g}_i\|_2^2 = \|\mathbf{a}_i^T \mathbf{A}_{-i}\|_2^2 + \|\mathbf{a}_i^T \mathbf{B}\|_2^2. \quad (21)$$

Since the inliers are distributed uniformly at random within \mathcal{U} ,

$$\mathbb{E}\|\mathbf{a}_i^T \mathbf{A}_{-i}\|_2^2 = \frac{n_1 - 1}{r}. \quad (22)$$

The subspace \mathcal{U} is a random subspace and \mathbf{a}_i is a random direction within \mathcal{U} . Thus,

$$\mathbb{E}\|\mathbf{a}_i^T \mathbf{B}\|_2^2 = \frac{n_2}{m}. \quad (23)$$

Replacing in (21),

$$\mathbb{E}\|\mathbf{g}_i\|_2^2 = \frac{n_1 - 1}{r} + \frac{n_2}{m}. \quad (24)$$

Similarly,

$$\|\mathbf{g}_{n_1+j}\|_2^2 = \|\mathbf{b}_j^T \mathbf{A}\|_2^2 + \|\mathbf{b}_j^T \mathbf{B}_{-j}\|_2^2. \quad (25)$$

Since \mathcal{U} is a random r -dimensional subspace,

$$\mathbb{E}\|\mathbf{b}_j^T \mathbf{A}\|_2^2 \leq \frac{r n_1}{m} \quad (26)$$

Accordingly,

$$\mathbb{E}\|\mathbf{g}_{n_1+j}\|_2^2 \leq \frac{r n_1}{m} + \frac{n_2 - 1}{m}. \quad (27)$$

Therefore, if (8) is satisfied, $\mathbb{E}\|\mathbf{g}_i\|_2^2 > 2\mathbb{E}\|\mathbf{g}_{n_1+j}\|_2^2$.

Proof of Theorem 3

We have to prove that the ℓ_1 -norms of all the columns of \mathbf{G} corresponding to inliers are greater than the maximum of ℓ_1 -norms of the columns of \mathbf{G} corresponding to outliers. Thus, we establish a lower bound for $\{\|\mathbf{g}_k\|_1 \mid 1 \leq k \leq n_1\}$ and an upper-bound for $\{\|\mathbf{g}_k\|_1 \mid n_1 + 1 \leq k \leq n_1 + n_2\}$ and it is shown that if (9) is satisfied, the lower-bound is greater than the upper-bound with high probability. In order to establish the lower and upper bounds, we make use of the following lemmas.

Lemma 5. [30] Suppose $\mathbf{g}_1, \dots, \mathbf{g}_n$ are i.i.d. random vectors distributed uniformly on the unit sphere \mathbb{S}^{N-1} in \mathbb{R}^N . If $N > 2$, then

$$\inf_{\|\mathbf{u}\|=1} \sum_{i=1}^n |\mathbf{u}^T \mathbf{g}_i| > \sqrt{\frac{2}{\pi}} \frac{n}{\sqrt{N}} - 2\sqrt{n} - \sqrt{\frac{2n \log \frac{1}{\delta}}{N-1}} \quad (28)$$

with probability at least $1 - \delta$.

Lemma 6. Suppose $\mathbf{g}_1, \dots, \mathbf{g}_n$ are i.i.d. random vectors distributed uniformly on the unit sphere \mathbb{S}^{N-1} in \mathbb{R}^N . If $N > 2$, then

$$\sup_{\|\mathbf{u}\|=1} \sum_{i=1}^n |\mathbf{u}^T \mathbf{g}_i| < \frac{n}{\sqrt{N}} + 2\sqrt{n} + \sqrt{\frac{2n \log \frac{1}{\delta}}{N-1}} \quad (29)$$

with probability at least $1 - \delta$.

Lemma 7. [39]–[41] Let the columns of $\mathbf{F} \in \mathbb{R}^{N \times r}$ be an orthonormal basis for an r -dimensional random subspace drawn uniformly at random in an ambient N -dimensional space. For any unit ℓ_2 -norm vector $\mathbf{c} \in \mathbb{R}^{N \times 1}$

$$\mathbb{P} \left[\|\mathbf{c}^T \mathbf{F}\|_2 > \sqrt{\frac{r}{N}} + \sqrt{\frac{8\pi}{N-1}} + \sqrt{\frac{8 \log 1/\delta}{N-1}} \right] \leq \delta. \quad (30)$$

If the i^{th} column of \mathbf{X} is an inlier, then $\|\mathbf{g}_i\|_1 \geq \|\mathbf{a}_i^T \mathbf{A}_{-i}\|_1$. Thus, the following corollary, which is based on Lemma 5, establishes a lower-bound on the ℓ_1 -norm of a column of \mathbf{G} corresponding to an inlier.

Corollary 8. If Assumption 1 is true, then for all $1 \leq i \leq n_1$

$$\|\mathbf{a}_i^T \mathbf{A}_{-i}\|_1 \geq \sqrt{\frac{2}{\pi}} \frac{n_1 - 1}{\sqrt{r}} - 2\sqrt{n_1} - \sqrt{\frac{2n_1 \log \frac{n_1}{\delta}}{r-1}} \quad (31)$$

with probability at least $1 - \delta$.

Proof of Corollary 8 According to Lemma 5

$$\mathbb{P} \left[\|\mathbf{a}_i^T \mathbf{A}_{-i}\|_1 \geq \inf_{\|\mathbf{u}\|=1} \|\mathbf{u}^T \mathbf{A}_{-i}\|_1 \geq \sqrt{\frac{2}{\pi}} \frac{n_1 - 1}{\sqrt{r}} - 2\sqrt{n_1} - \sqrt{\frac{2n_1 \log \frac{n_1}{\delta}}{r-1}} \right] \leq \delta/n_1. \quad (32)$$

Thus, (31) is true for all $1 \leq i \leq n_1$ with probability at least $1 - \delta$.

The ℓ_1 -norm of the $(n_1 + j)^{\text{th}}$ column of \mathbf{G} can be expressed as $\|[\mathbf{b}_j^T \mathbf{A} \ \mathbf{b}_j^T \mathbf{B}_{-j}]\|_1$. Thus, the following two lemmas which are based on Lemma 6 and Lemma 7 establish an upper-bound on $\|\mathbf{g}_{n_1+j}\|_1$.

Corollary 9. If Assumption 1 is true, then for all $1 \leq j \leq n_2$

$$\|\mathbf{b}_j^T \mathbf{B}_{-j}\|_1 < \frac{n_2 - 1}{\sqrt{m}} + 2\sqrt{n_2 - 1} + \sqrt{\frac{2 n_2 \log \frac{n_2}{\delta}}{m-1}} \quad (33)$$

with probability at least $1 - \delta$.

Corollary 10. If Assumption 1 is true, then for all $1 \leq j \leq n_2$

$$\|\mathbf{b}_j^T \mathbf{A}\|_1 < n_1 \left(\sqrt{\frac{r}{m}} + \sqrt{\frac{8\pi}{m-1}} + \sqrt{\frac{8 \log \frac{n_2}{\delta}}{m-1}} \right) \quad (34)$$

with probability at least $1 - \delta$.

Proof of Lemma 10

The matrix \mathbf{U} is an orthonormal basis for the column space of \mathbf{A} . Thus,

$$\|\mathbf{b}_j^T \mathbf{A}\|_1 \leq n_1 \|\mathbf{b}_j^T \mathbf{U}\|_2. \quad (35)$$

Thus, according to Lemma 7, (34) is true with probability at least $1 - \delta$.

According to Corollary 8, Corollary 9 and Corollary 10, if (9) is satisfied, then the proposed algorithm recovers the exact subspace with probability at least $1 - 3\delta$.

Proof of Theorem 4

Theorem 4 can be proved using the results provided in the following lemmas and Lemma 7.

Lemma 11. Suppose $\mathbf{g}_1, \dots, \mathbf{g}_n$ are i.i.d. random vectors distributed uniformly on the unit sphere \mathbb{S}^{N-1} in \mathbb{R}^N . If $N > 2$, then

$$\sup_{\|\mathbf{u}\|=1} \sum_{i=1}^n (\mathbf{u}^T \mathbf{g}_i)^2 \leq \frac{n}{N} + \eta \quad (36)$$

with probability at least $1 - \delta$ where $\eta = \max\left(\frac{4}{3} \log \frac{2N}{\delta}, \sqrt{4 \frac{n}{N} \log \frac{2N}{\delta}}\right)$.

Lemma 12. Suppose $\mathbf{g}_1, \dots, \mathbf{g}_n$ are i.i.d. random vectors distributed uniformly on the unit sphere \mathbb{S}^{N-1} in \mathbb{R}^N . If $N > 2$, then

$$\inf_{\|\mathbf{u}\|=1} \sum_{i=1}^n (\mathbf{u}^T \mathbf{g}_i)^2 > \frac{n}{N} - \eta \quad (37)$$

with probability at least $1 - \delta$ where $\eta = \max\left(\frac{4}{3} \log \frac{2N}{\delta}, \sqrt{4 \frac{n}{N} \log \frac{2N}{\delta}}\right)$.

Based on Lemma 11, Lemma 12 and Lemma 7, we can establish the following corollaries from which Theorem 4 follows.

Corollary 13. If Assumption 1 holds, then for all $1 \leq i \leq n_1$

$$\mathbb{P} \left[\|\mathbf{a}_i^T \mathbf{A}_{-i}\|_2^2 < \frac{n_1 - 1}{r} - \eta \right] \leq \delta, \quad (38)$$

where $\eta = \max\left(\frac{4}{3} \log \frac{2rn_1}{\delta}, \sqrt{4 \frac{n_1 - 1}{r} \log \frac{2rn_1}{\delta}}\right)$.

Corollary 14. If Assumption 1 holds, then for all $1 \leq i \leq n_1$

$$\mathbb{P} \left[\|\mathbf{a}_i^T \mathbf{B}\|_2^2 < \frac{n_2}{m} - \eta \right] \leq \delta \quad (39)$$

where $\eta = \max\left(\frac{4}{3} \log \frac{2m}{\delta}, \sqrt{4 \frac{n_2}{m} \log \frac{2m}{\delta}}\right)$.

Corollary 15. If Assumption 1 holds, then for all $1 \leq j \leq n_2$

$$\mathbb{P} \left[\|\mathbf{b}_j^T \mathbf{B}_{-j}\|_2^2 > \frac{n_2 - 1}{m} + \eta \right] \leq \delta, \quad (40)$$

where $\eta = \max\left(\frac{4}{3} \log \frac{2mn_2}{\delta}, \sqrt{4 \frac{n_2 - 1}{m} \log \frac{2mn_2}{\delta}}\right)$.

Corollary 16. If Assumption 1 holds, then for all $1 \leq j \leq n_2$

$$\|\mathbf{b}_j^T \mathbf{A}\|_2^2 \leq n_1 \left(\frac{r}{m} + \frac{4\zeta}{m-1} + 4\sqrt{\frac{\zeta r}{m(m-1)}} \right) \quad (41)$$

with probability at least $1 - \delta$ where $\zeta = \max(8\pi, \log \frac{n_2}{\delta})$.

VI. PROOFS OF INTERMEDIATE RESULTS

Proof of Lemma 6

The proof of this Lemma is similar to the proof of Lemma 5

provided in [30]. First, we add and subtract the mean values to expand (29) as follows

$$\begin{aligned} \sup_{\|\mathbf{u}\|=1} \sum_{i=1}^n |\mathbf{u}^T \mathbf{g}_i| &\leq \\ \sup_{\|\mathbf{u}\|=1} \sum_{i=1}^n [|\mathbf{u}^T \mathbf{g}_i| - \mathbb{E}|\mathbf{u}^T \mathbf{g}_i|] &+ \sup_{\|\mathbf{u}\|=1} \sum_{i=1}^n \mathbb{E}|\mathbf{u}^T \mathbf{g}_i| \end{aligned} \quad (42)$$

Similar to (19),

$$\sup_{\|\mathbf{u}\|=1} \sum_{i=1}^n \mathbb{E}|\mathbf{u}^T \mathbf{g}_i| \leq n \sqrt{\frac{1}{N}}. \quad (43)$$

Now, if we take similar steps used to prove Lemma B.3 in [30], the first component of (42) can be bounded as

$$\begin{aligned} \mathbb{P} \left[\sup_{\|\mathbf{u}\|=1} \sum_{i=1}^n [|\mathbf{u}^T \mathbf{g}_i| - \mathbb{E}|\mathbf{u}^T \mathbf{g}_i|] \geq 2\sqrt{n} + \right. \\ \left. t \sqrt{\frac{n}{N-1}} \right] \leq e^{-t^2/2}. \end{aligned} \quad (44)$$

Thus, (42), (43) and (44) prove Lemma 6.

Proof of Lemma 11

First, we add and subtract the mean of each random component as follows

$$\begin{aligned} \sup_{\|\mathbf{u}\|=1} \sum_{i=1}^n (\mathbf{u}^T \mathbf{g}_i)^2 &\leq \sup_{\|\mathbf{u}\|=1} \sum_{i=1}^n [(\mathbf{u}^T \mathbf{g}_i)^2 - \mathbb{E}(\mathbf{u}^T \mathbf{g}_i)^2] \\ &+ \sup_{\|\mathbf{u}\|=1} \sum_{i=1}^n \mathbb{E}(\mathbf{u}^T \mathbf{g}_i)^2. \end{aligned} \quad (45)$$

Similar to (17),

$$\sup_{\|\mathbf{u}\|=1} \sum_{i=1}^n \mathbb{E}(\mathbf{u}^T \mathbf{g}_i)^2 = \frac{n}{N}. \quad (46)$$

The first component of the RHS of (45) can be rewritten as

$$\begin{aligned} \sup_{\|\mathbf{u}\|=1} \sum_{i=1}^n [(\mathbf{u}^T \mathbf{g}_i)^2 - \mathbb{E}(\mathbf{u}^T \mathbf{g}_i)^2] &= \\ \sup_{\|\mathbf{u}\|=1} \mathbf{u}^T \left(\sum_{i=1}^n \mathbf{g}_i \mathbf{g}_i^T - \mathbb{E} \{ \mathbf{g}_i \mathbf{g}_i^T \} \right) \mathbf{u} &= \\ \sup_{\|\mathbf{u}\|=1} \mathbf{u}^T \left(\sum_{i=1}^n \mathbf{g}_i \mathbf{g}_i^T - \frac{1}{N} \mathbf{I} \right) \mathbf{u}. \end{aligned} \quad (47)$$

The matrices $\{\mathbf{g}_i \mathbf{g}_i^T - \frac{1}{N} \mathbf{I}\}_{i=1}^n$ are zero mean random matrices. Thus, we use the non-commutative Bernstein inequality to bound the spectral norm of the matrix \mathbf{M} defined as follows

$$\mathbf{M} = \sum_{i=1}^n \left(\mathbf{g}_i \mathbf{g}_i^T - \frac{1}{N} \mathbf{I} \right) \quad (48)$$

Lemma 17 (Non-commutative Bernstein inequality [42]). Let $\mathbf{X}_1, \mathbf{X}_2, \dots, \mathbf{X}_L$ be independent zero-mean random matrices of dimension $d_1 \times d_2$. Suppose

$\rho_k^2 = \max\{\|\mathbb{E}[\mathbf{X}_k \mathbf{X}_k^T]\|, \|\mathbb{E}[\mathbf{X}_k^T \mathbf{X}_k]\|\}$ and $\|\mathbf{X}_k\| \leq M$ almost surely for all k . Then for any $\tau > 0$

$$\mathbb{P}\left[\left\|\sum_{k=1}^L \mathbf{X}_k\right\| > \tau\right] \leq (d_1 + d_2) \exp\left(\frac{-\tau^2/2}{\sum_{k=1}^L \rho_k^2 + M\tau/3}\right). \quad (49)$$

To find the parameter M defined in Lemma 17, we compute

$$\|\mathbf{g}_i \mathbf{g}_i^T - \frac{1}{N} \mathbf{I}\| \leq \max(\|\mathbf{g}_i \mathbf{g}_i^T\|, \frac{1}{N}) = 1 \quad (50)$$

where we used the fact that $\|\mathbf{H}_1 - \mathbf{H}_2\| \leq \max(\|\mathbf{H}_1\|, \|\mathbf{H}_2\|)$, if \mathbf{H}_1 and \mathbf{H}_2 are positive definite matrices. Thus, $M = 1$. Similarly, for the parameter ρ we have

$$\begin{aligned} \left\|\mathbb{E}\left[\left(\mathbf{g}_i \mathbf{g}_i^T - \frac{1}{N} \mathbf{I}\right)\left(\mathbf{g}_i \mathbf{g}_i^T - \frac{1}{N} \mathbf{I}\right)\right]\right\| &= \\ \left\|\mathbb{E}\left[\mathbf{g}_i \mathbf{g}_i^T - \frac{2}{N} \mathbf{g}_i \mathbf{g}_i^T + \frac{1}{N^2} \mathbf{I}\right]\right\| &= \\ \left\|\mathbb{E}\left[\frac{1}{N^2} \mathbf{I} - \frac{1}{N} \mathbf{I}\right]\right\| &\leq \max\left(\frac{1}{N}, \frac{1}{N^2}\right) = \frac{1}{N}. \end{aligned} \quad (51)$$

Therefore, according to Lemma 17,

$$\mathbb{P}[\|\mathbf{M}\| > \tau] \leq 2N \exp\left(\frac{-\tau^2/2}{n/N + \tau/3}\right). \quad (52)$$

Thus,

$$\mathbb{P}[\|\mathbf{M}\| > \eta] \leq \delta \quad (53)$$

where

$$\eta = \max\left(\frac{4}{3} \log \frac{2N}{\delta}, \sqrt{4 \frac{n}{N} \log \frac{2N}{\delta}}\right). \quad (54)$$

According to (46) and (53),

$$\sup_{\|\mathbf{u}\|=1} \sum_{i=1}^n (\mathbf{u}^T \mathbf{g}_i)^2 < \frac{n}{N} + \eta \quad (55)$$

with probability at least $1 - \delta$, where η is defined in (54).

Proof of Lemma 12

The proof of this Lemma is similar to the proof of Lemma 11. First, we add and subtract the mean values to expand the LHS of (37) as follows

$$\begin{aligned} \inf_{\|\mathbf{u}\|=1} \sum_{i=1}^n (\mathbf{u}^T \mathbf{g}_i)^2 &\geq \\ \inf_{\|\mathbf{u}\|=1} \sum_{i=1}^n [(\mathbf{u}^T \mathbf{g}_i)^2 - \mathbb{E}(\mathbf{u}^T \mathbf{g}_i)^2] &+ \inf_{\|\mathbf{u}\|=1} \sum_{i=1}^n \mathbb{E}(\mathbf{u}^T \mathbf{g}_i)^2 \end{aligned} \quad (56)$$

Similar to (46),

$$\inf_{\|\mathbf{u}\|=1} \sum_{i=1}^n \mathbb{E}(\mathbf{u}^T \mathbf{g}_i)^2 = \frac{n}{N}. \quad (57)$$

Based on the analysis presented in the proof of Lemma 11, we can conclude that

$$\sup_{\|\mathbf{u}\|=1} \sum_{i=1}^n [\mathbb{E}(\mathbf{u}^T \mathbf{g}_i)^2 - (\mathbf{u}^T \mathbf{g}_i)^2] < \eta \quad (58)$$

with probability at least $1 - \delta$, where η is given in (54). Hence,

$$\mathbb{P}\left[\inf_{\|\mathbf{u}\|=1} \sum_{i=1}^n (\mathbf{u}^T \mathbf{g}_i)^2 \leq \frac{n}{N} - \eta\right] < \delta. \quad (59)$$

REFERENCES

- [1] R. Basri and D. W. Jacobs, "Lambertian reflectance and linear subspaces," *Pattern Analysis and Machine Intelligence, IEEE Transactions on*, vol. 25, no. 2, pp. 218–233, 2003.
- [2] J. P. Costeira and T. Kanade, "A multibody factorization method for independently moving objects," *International Journal of Computer Vision*, vol. 29, no. 3, pp. 159–179, 1998.
- [3] S. Z. Dadaneh and X. Qian, "Bayesian module identification from multiple noisy networks," *EURASIP Journal on Bioinformatics and Systems Biology*, vol. 2016, no. 1, p. 1, 2016.
- [4] A. Taalimi, S. Ensafi, H. Qi, S. Lu, A. A. Kassim, and C. L. Tan, "Multimodal dictionary learning and joint sparse representation for hep-2 cell classification," in *International Conference on Medical Image Computing and Computer-Assisted Intervention*. Springer, 2015, pp. 308–315.
- [5] M.-P. Hosseini, M. R. Nazem-Zadeh, F. Mahmoudi, H. Ying, and H. Soltanian-Zadeh, "Support vector machine with nonlinear-kernel optimization for lateralization of epileptogenic hippocampus in mr images," in *2014 36th Annual International Conference of the IEEE Engineering in Medicine and Biology Society*. IEEE, 2014, pp. 1047–1050.
- [6] M. Rahmani and G. Atia, "Innovation pursuit: A new approach to subspace clustering," *arXiv preprint arXiv:1512.00907*, 2015.
- [7] S. Hauberg, A. Feragen, R. Enficiaud, and M. Black, "Scalable robust principal component analysis using grassmann averages," 2015.
- [8] S. Amini, M. Sadeghi, M. Joneidi, M. Babaie-Zadeh, and C. Jutten, "Outlier-aware dictionary learning for sparse representation," in *2014 IEEE International Workshop on Machine Learning for Signal Processing (MLSP)*. IEEE, 2014, pp. 1–6.
- [9] G. Lerman and T. Zhang, "{l_p}-recovery of the most significant subspace among multiple subspaces with outliers," *Constructive Approximation*, vol. 40, no. 3, pp. 329–385, 2014.
- [10] R. Maronna, "Principal components and orthogonal regression based on robust scales," *Technometrics*, vol. 47, no. 3, pp. 264–273, 2005.
- [11] M. McCoy, J. A. Tropp *et al.*, "Two proposals for robust pca using semidefinite programming," *Electronic Journal of Statistics*, vol. 5, pp. 1123–1160, 2011.
- [12] H. Xu, C. Caramanis, and S. Mannor, "Principal component analysis with contaminated data: The high dimensional case," *arXiv preprint arXiv:1002.4658*, 2010.
- [13] T. Zhang, "Robust subspace recovery by geodesically convex optimization," *arXiv preprint arXiv:1206.1386*, 2012.
- [14] M. Rahmani and G. Atia, "A subspace learning approach for high dimensional matrix decomposition with efficient column/row sampling," in *Proceedings of The 33rd International Conference on Machine Learning*, 2016, pp. 1206–1214.
- [15] —, "High dimensional low rank plus sparse matrix decomposition," *arXiv preprint arXiv:1502.00182*, 2015.
- [16] V. Chandrasekaran, S. Sanghavi, P. A. Parrilo, and A. S. Willsky, "Rank-sparsity incoherence for matrix decomposition," *SIAM Journal on Optimization*, vol. 21, no. 2, pp. 572–596, 2011.
- [17] E. J. Candès, X. Li, Y. Ma, and J. Wright, "Robust principal component analysis?" *Journal of the ACM (JACM)*, vol. 58, no. 3, p. 11, 2011.
- [18] P. Netrapalli, U. Niranjan, S. Sanghavi, A. Anandkumar, and P. Jain, "Non-convex robust pca," in *Advances in Neural Information Processing Systems*, 2014, pp. 1107–1115.
- [19] X. Yi, D. Park, Y. Chen, and C. Caramanis, "Fast algorithms for robust pca via gradient descent," *arXiv preprint arXiv:1605.07784*, 2016.
- [20] H. Xu, C. Caramanis, and S. Sanghavi, "Robust pca via outlier pursuit," in *Advances in Neural Information Processing Systems*, 2010, pp. 2496–2504.
- [21] Y. Chen, H. Xu, C. Caramanis, and S. Sanghavi, "Robust matrix completion with corrupted columns," *arXiv preprint arXiv:1102.2254*, 2011.
- [22] M. Rahmani and G. Atia, "Analysis of randomized robust pca for high dimensional data," in *SPW2015 Conference*, 2015.
- [23] —, "Randomized robust subspace recovery for high dimensional data matrices," *arXiv preprint arXiv:1505.05901*, 2015.
- [24] P. J. Huber, *Robust statistics*. Springer, 2011.

- [25] G. Lerman, T. Zhang *et al.*, “Robust recovery of multiple subspaces by geometric lp minimization,” *The Annals of Statistics*, vol. 39, no. 5, pp. 2686–2715, 2011.
- [26] Q. Ke and T. Kanade, “Robust l 1 norm factorization in the presence of outliers and missing data by alternative convex programming,” in *Computer Vision and Pattern Recognition, 2005. CVPR 2005. IEEE Computer Society Conference on*, vol. 1. IEEE, 2005, pp. 739–746.
- [27] E. J. Candes and T. Tao, “Decoding by linear programming,” *Information Theory, IEEE Transactions on*, vol. 51, no. 12, pp. 4203–4215, 2005.
- [28] E. J. Candès, J. Romberg, and T. Tao, “Robust uncertainty principles: Exact signal reconstruction from highly incomplete frequency information,” *Information Theory, IEEE Transactions on*, vol. 52, no. 2, pp. 489–509, 2006.
- [29] C. Ding, D. Zhou, X. He, and H. Zha, “R l-pca: rotational invariant l 1-norm principal component analysis for robust subspace factorization,” in *Proceedings of the 23rd international conference on Machine learning*. ACM, 2006, pp. 281–288.
- [30] G. Lerman, M. McCoy, J. A. Tropp, and T. Zhang, “Robust computation of linear models, or how to find a needle in a haystack,” DTIC Document, Tech. Rep., 2012.
- [31] T. Zhang and G. Lerman, “A novel m-estimator for robust pca,” *The Journal of Machine Learning Research*, vol. 15, no. 1, pp. 749–808, 2014.
- [32] M. C. Tsakiris and R. Vidal, “Dual principal component pursuit,” in *Proceedings of the IEEE International Conference on Computer Vision Workshops*, 2015, pp. 10–18.
- [33] M. Soltanolkotabi and E. J. Candes, “A geometric analysis of subspace clustering with outliers,” *The Annals of Statistics*, pp. 2195–2238, 2012.
- [34] E. Elhamifar and R. Vidal, “Sparse subspace clustering: Algorithm, theory, and applications,” *Pattern Analysis and Machine Intelligence, IEEE Transactions on*, vol. 35, no. 11, pp. 2765–2781, 2013.
- [35] R. Heckel and H. Bölcskei, “Robust subspace clustering via thresholding,” *arXiv preprint arXiv:1307.4891*, 2013.
- [36] G. Lerman and T. Maunu, “Fast, robust and non-convex subspace recovery,” *arXiv preprint arXiv:1406.6145*, 2014.
- [37] M. Hardt and A. Moitra, “Algorithms and hardness for robust subspace recovery,” *arXiv preprint arXiv:1211.1041*, 2012.
- [38] R. Maronna, D. Martin, and V. Yohai, *Robust statistics*. John Wiley & Sons, Chichester. ISBN, 2006.
- [39] D. Park, C. Caramanis, and S. Sanghavi, “Greedy subspace clustering,” in *Advances in Neural Information Processing Systems*, 2014, pp. 2753–2761.
- [40] M. Ledoux, *The concentration of measure phenomenon*. American Mathematical Soc., 2001, no. 89.
- [41] V. D. Milman and G. Schechtman, *Asymptotic theory of finite dimensional normed spaces: Isoperimetric inequalities in riemannian manifolds*. Springer, 2009, vol. 1200.
- [42] B. Recht, “A simpler approach to matrix completion,” *The Journal of Machine Learning Research*, vol. 12, pp. 3413–3430, 2011.