

Sparse Tensor Graphical Model: Non-convex Optimization and Statistical Inference

Will Wei Sun^{*} Zhaoran Wang[†] Xiang Lyu[‡] Han Liu[§] Guang Cheng[¶]

September 14, 2016

Abstract

We consider the estimation and inference of sparse graphical models that characterize the dependency structure of high-dimensional tensor-valued data. To facilitate the estimation of the precision matrix corresponding to each way of the tensor, we assume the data follow a tensor normal distribution whose covariance has a Kronecker product structure. A critical challenge in the estimation and inference of this model is the fact that its penalized maximum likelihood estimation involves minimizing a non-convex objective function. To address it, this paper makes two contributions: (i) In spite of the non-convexity of this estimation problem, we prove that an alternating minimization algorithm, which iteratively estimates each sparse precision matrix while fixing the others, attains an estimator with the optimal statistical rate of convergence. Notably, such an estimator achieves estimation consistency with only one tensor sample, which was not observed in the previous work. (ii) We propose a de-biased statistical inference procedure for testing hypotheses on the true support of the sparse precision matrices, and employ it for testing a growing number of hypothesis with false discovery rate (FDR) control. The asymptotic normality of our test statistic and the consistency of FDR control procedure are established. Our theoretical results are further backed up by thorough numerical studies. We implement the methods into a publicly available R package **Tlasso**.

Key words: hypothesis testing, model selection, non-convex optimization, optimality.

1 Introduction

High-dimensional tensor-valued data are observed in many fields such as personalized recommendation systems and brain imaging research (Zheng et al., 2010; Karatzoglou et al., 2010; Rendle and Schmidt-Thieme, 2010; Allen, 2012; Liu et al., 2013). Traditional recommendation systems are mainly based on

^{*}Assistant Professor, Department of Management Science, University of Miami, FL 33146, wsun@bus.miami.edu

[†]PhD Student, Department of Operations Research and Financial Engineering, Princeton University, Princeton, NJ 08544, zhaoran@princeton.edu.

[‡]PhD Student, Department of Statistics, Purdue University, West Lafayette, IN 47906, lyu17@purdue.edu.

[§]Assistant Professor, Department of Operations Research and Financial Engineering, Princeton University, Princeton, NJ 08544, hanliu@princeton.edu.

[¶]Professor, Department of Statistics, Purdue University, West Lafayette, IN 47906, chengg@purdue.edu.

the user-item matrix, whose entry denotes each user’s preference for a particular item. To incorporate additional information into the analysis, such as the temporal behavior of users, we need to consider tensor data, e.g., user-item-time tensor. For another example, functional magnetic resonance imaging (fMRI) data can be viewed as a three-way tensor since it contains brain measurements taken on different locations over time under various experimental conditions. Also, in the example of microarray study for aging (Zahn et al., 2007), thousands of gene expression measurements are recorded on 16 tissue types on 40 mice with varying ages, which forms a four-way gene-tissue-mouse-age tensor.

In this paper, we study the estimation and inference of conditional independence structure within tensor data. For example, in the microarray study for aging we are interested in the dependency structure across different genes, tissues, ages and even mice. Assuming data are drawn from a tensor normal distribution, a straightforward way to estimate this structure is to vectorize the tensor and estimate the underlying Gaussian graphical model associated with the vector. Such an approach ignores the tensor structure and requires estimating a rather high dimensional precision matrix with an insufficient sample size. For instance, in the aforementioned fMRI application the sample size is one if we aim to estimate the dependency structure across different locations, time and experimental conditions. To address such a problem, a popular approach is to assume the covariance matrix of the tensor normal distribution is separable in the sense that it is the Kronecker product of small covariance matrices, each of which corresponds to one way of the tensor. Under this assumption, our goal is to estimate the precision matrix corresponding to each way of the tensor and recover its support. See §1.1 for a detailed survey of previous work.

The separable normal assumption imposes non-convexity on the penalized negative log-likelihood function. However, most existing literatures do not fix this gap between computational and statistical theory. As we will show in §1.1, previous work mainly focus on establishing the existence of a local optimum, rather than offering efficient algorithmic procedures that provably achieve the desired local optima. In contrast, we analyze an alternating minimization algorithm, named as Tlasso, that attains a consistent estimator after only one iteration. This algorithm iteratively minimizes the non-convex objective function with respect to each individual precision matrix while fixing the others.

The established theoretical guarantees of the Tlasso algorithm are as follows. Suppose that we have n observations from a K order tensor normal distribution. We denote by m_k , s_k , d_k ($k = 1, \dots, K$) the dimension, sparsity, and max number of non-zero entries in each row of the k -th way precision matrix. Besides, we define $m = \prod_{k=1}^K m_k$. The k -th precision matrix estimator from the Tlasso algorithm achieves a $\sqrt{m_k(m_k + s_k) \log m_k / (nm)}$ convergence rate in Frobenius norm, which is minimax-optimal in the sense it is the optimal rate one can obtain even when the rest $K - 1$ true precision matrices are known (Cai et al., 2015). Moreover, under an extra irrerepresentability condition, we establish a $\sqrt{m_k \log m_k / (nm)}$ convergence rate in max norm, which is also optimal, and a $d_k \sqrt{m_k \log m_k / (nm)}$ convergence rate in spectral norm. These estimation consistency results, together with a sufficiently large signal strength condition, further imply the model selection consistency of edge recovery. Notably, these results demonstrate that, when $K \geq 3$, the Tlasso algorithm achieves above estimation consistency even if we only have access to one tensor sample, which is often the case in practice. This phenomenon was never observed in the previous

work.

The dependency structure in tensor makes support recovery very challenging. To the best of our knowledge, no previous work has been established on tensor precision matrix inference. In contrast, we propose a multiple testing method. This method tests all the off-diagonal entries of precision matrix, built upon the estimator from the Tlasso algorithm. To further balance the performance of multiple tests, we develop a false discovery rate (FDR) control procedure. This procedure selects a sufficiently small critical value across all tests. In theory, the test statistic is shown to be asymptotic normal after standardization, and hence provides a valid way to construct confidence interval for the entries of interest. Meanwhile, FDR asymptotically converges to a pre-specific level. An interesting theoretical finding is that our testing method and FDR control are still valid even for any fixed sample size as long as dimensionality diverges. This phenomenon is mainly due to the utilization of tensor structure information corresponding to each mode.

In the end, we conduct extensive experiments to evaluate the numerical performance of the proposed estimation and testing procedures. Under the guidance of theory, we also propose a way to significantly accelerate the alternating minimization algorithm without sacrificing estimation accuracy. In the multiple testing method, we empirically justify the proposed FDR control procedure by comparing the results with the oracle inference results which assume the true precision matrices are known.

1.1 Related Work and Contribution

A special case of our sparse tensor graphical model (when $K = 2$) is the sparse matrix graphical model, which is studied by [Leng and Tang \(2012\)](#); [Yin and Li \(2012\)](#); [Tsiligkaridis et al. \(2013\)](#); [Zhou \(2014\)](#). In particular, [Leng and Tang \(2012\)](#) and [Yin and Li \(2012\)](#) only establish the existence of a local optima with desired statistical guarantees. Meanwhile, [Tsiligkaridis et al. \(2013\)](#) considers an algorithm that is similar to ours. However, the statistical rates of convergence obtained by [Yin and Li \(2012\)](#); [Tsiligkaridis et al. \(2013\)](#) are much slower than ours when $K = 2$. See Remark 3.6 for a detailed comparison. For $K = 2$, our statistical rate of convergence in Frobenius norm recovers the result of [Leng and Tang \(2012\)](#). In other words, our theory confirms that the desired local optimum studied by [Leng and Tang \(2012\)](#) not only exists, but is also attainable by an efficient algorithm. In addition, for matrix graphical models, [Zhou \(2014\)](#) establishes the statistical rates of convergence in spectral and Frobenius norms for the estimator attained by a similar algorithm. Their results achieve estimation consistency in spectral norm with only one matrix observation. However, their rate is slower than ours with $K = 2$. See Remark 3.12 for detailed discussions. Furthermore, we allow K to increase and establish estimation consistency even in Frobenius norm for $n = 1$. Most importantly, all these results focus on matrix graphical model and can not handle the aforementioned motivating applications such as the gene-tissue-mouse-age tensor dataset.

In the context of sparse tensor graphical model with a general K , [He et al. \(2014\)](#) show the existence of a local optimum with desired rates, but do not prove whether there exists an efficient algorithm that provably attains such a local optimum. In contrast, we prove that our alternating minimization algorithm achieves an estimator with desired statistical rates. To achieve it, we apply a novel theoretical framework to consider the population and sample optimizers separately, and then

establish the one-step convergence for the population optimizer (Theorem 3.1) and the optimal rate of convergence for the sample optimizer (Theorem 3.4). A new concentration result (Lemma B.1) is developed for this purpose, which is also of independent interest. Moreover, we establish additional theoretical guarantees including the optimal rate of convergence in max norm, the estimation consistency in spectral norm, and the graph recovery consistency of the proposed sparse precision matrix estimator.

In addition to the literature on graphical models, our work is also related to another line of work about alternating minimization for nonconvex optimization problems. See, e.g., Jain et al. (2013); Agarwal et al. (2013); Netrapalli et al. (2013); Yi et al. (2013); Arora et al. (2013); Hardt (2014); Hardt et al. (2014); Hardt and Wootters (2014); Arora et al. (2014); Sun et al. (2015); Arora et al. (2015) among others. These existing results mostly focus on problems such as dictionary learning, phase retrieval and matrix decomposition. Hence, our statistical model and analysis are completely different from theirs. Also, our work is related to a recent line of work on tensor decomposition. See, e.g., Anandkumar et al. (2014), Sun et al. (2016) and the references therein. Compared with this line of work, which focuses on the methods of moments for vector-variate data, our work focuses on the graphical model structure within tensor-variate data.

In the end, the tensor inference part of our work is related to the recent high dimensional inference work, Zhang and Zhang (2014), van de Geer et al. (2014) and Javanmard and Montanari (2015). The other two related work are Ning and Liu (2016) and Zhang and Cheng (2016). To consider the statistical inference in the vector-variate high-dimensional Gaussian graphical model, Liu (2013) proposes the multiple testing procedure with FDR control, Jankova and van de Geer (2014) extend the de-biased estimator to precision matrix estimation, and Ren et al. (2015) consider a scaled-Lasso-based inference procedure. To extend the inference methods from the vector-variate Gaussian graphical model to the matrix-variate Gaussian graphical model, Chen and Liu (2015); Xia and Li (2015) propose multiple testing methods with FDR control and establish their asymptotic properties. However, these existing inference work can not be directly applied to our tensor graphical model.

Notation: In this paper, scalar, vector and matrix are denoted by lowercase letter, boldface lowercase letter and boldface capital letter, respectively. For a matrix $\mathbf{A} = (\mathbf{A}_{i,j}) \in \mathbb{R}^{d \times d}$, we denote $\|\mathbf{A}\|_\infty, \|\mathbf{A}\|_2, \|\mathbf{A}\|_F$ as its max, spectral, and Frobenius norm, respectively. We define $\|\mathbf{A}\|_{1,\text{off}} := \sum_{i \neq j} |\mathbf{A}_{i,j}|$ as its off-diagonal ℓ_1 norm and $\|\mathbf{A}\|_\infty := \max_i \sum_j |\mathbf{A}_{i,j}|$ as the maximum absolute row sum. We denote $\text{vec}(\mathbf{A})$ as the vectorization of \mathbf{A} which stacks the columns of the matrix \mathbf{A} . Let $\text{tr}(\mathbf{A})$ be the trace of \mathbf{A} . For an index set $\mathbb{S} = \{(i, j), i, j \in \{1, \dots, d\}\}$, we define $[\mathbf{A}]_{\mathbb{S}}$ as the matrix whose entry indexed by $(i, j) \in \mathbb{S}$ is equal to $\mathbf{A}_{i,j}$, and zero otherwise. For two matrices $\mathbf{A}_1 \in \mathbb{R}^{m \times n}, \mathbf{A}_2 \in \mathbb{R}^{p \times q}$, we denote $\mathbf{A}_1 \otimes \mathbf{A}_2 \in \mathbb{R}^{mp \times nq}$ as the Kronecker product of \mathbf{A}_1 and \mathbf{A}_2 . We denote $\mathbf{1}_d$ as the identity matrix with dimension $d \times d$. Throughout this paper, we use C, C_1, C_2, \dots to denote generic absolute constants, whose values may vary from line to line.

Organization: §2 introduces the main result of sparse tensor graphical model and its efficient implementation, followed by the theoretical study of the proposed estimator in §3. Section 4 contains all the statistical inference results including a novel test statistic for constructing confidence interval and a multiple testing procedure with FDR control. §5 demonstrates the superior performance of

the proposed method and performs extensive comparisons with existing methods in both parameter estimation and statistical inference. §6 summarizes this article and points out a few interesting future work. The appendix is devoted to detailed technical proofs and the auxiliary lemmas.

2 Sparse Tensor Graphical Model

This section introduces our sparse tensor graphical model and an alternating minimization algorithm for solving the associated nonconvex optimization problem.

2.1 Preliminary

We first introduce the preliminary background on tensors and adopt the notations used by [Kolda and Bader \(2009\)](#). Throughout this paper, higher order tensors are denoted by boldface Euler script letters, e.g. \mathcal{T} . We consider a K -way tensor $\mathcal{T} \in \mathbb{R}^{m_1 \times m_2 \times \cdots \times m_K}$. When $K = 1$ it reduces to a vector and when $K = 2$ it reduces to a matrix. The (i_1, \dots, i_K) -th element of the tensor \mathcal{T} is denoted as $\mathcal{T}_{i_1, \dots, i_K}$. We denote the vectorization of \mathcal{T} as $\text{vec}(\mathcal{T}) := (\mathcal{T}_{1,1,\dots,1}, \dots, \mathcal{T}_{m_1,1,\dots,1}, \dots, \mathcal{T}_{1,m_2,\dots,m_K}, \mathcal{T}_{m_1,m_2,\dots,m_K})^\top \in \mathbb{R}^m$ with $m = \prod_k m_k$. In addition, we define the Frobenius norm of a tensor \mathcal{T} as

$$\|\mathcal{T}\|_F := \sqrt{\sum_{i_1, \dots, i_K} \mathcal{T}_{i_1, \dots, i_K}^2}.$$

In tensors, a fiber refers to a higher order analogue of matrix row and column. A fiber is obtained by fixing all but one of the indices of the tensor, e.g., for a tensor \mathcal{T} , the mode- k fiber is given by $\mathcal{T}_{i_1, \dots, i_{k-1}, :, i_{k+1}, \dots, i_K}$. Matricization, also known as unfolding, is a process to transform a tensor into a matrix. We denote $\mathcal{T}_{(k)}$ as the mode- k matricization of a tensor \mathcal{T} . It arranges the mode- k fibers to be the columns of the resulting matrix. Another useful operation in tensor is the k -mode product. The k -mode (matrix) product of a tensor $\mathcal{T} \in \mathbb{R}^{m_1 \times m_2 \times \cdots \times m_K}$ with a matrix $\mathbf{A} \in \mathbb{R}^{J \times m_k}$ is denoted as $\mathcal{T} \times_k \mathbf{A}$ and is of the size $m_1 \times \cdots \times m_{k-1} \times J \times m_{k+1} \times \cdots \times m_K$. Its entry is defined as

$$(\mathcal{T} \times_k \mathbf{A})_{i_1, \dots, i_{k-1}, j, i_{k+1}, \dots, i_K} := \sum_{i_k=1}^{m_k} \mathcal{T}_{i_1, \dots, i_K} \mathbf{A}_{j, i_k}.$$

Furthermore, for a list of matrices $\{\mathbf{A}_1, \dots, \mathbf{A}_K\}$ with $\mathbf{A}_k \in \mathbb{R}^{m_k \times m_k}$, we define

$$\mathcal{T} \times \{\mathbf{A}_1, \dots, \mathbf{A}_K\} := \mathcal{T} \times_1 \mathbf{A}_1 \times_2 \cdots \times_K \mathbf{A}_K.$$

2.2 Statistical Model

A tensor $\mathcal{T} \in \mathbb{R}^{m_1 \times m_2 \times \cdots \times m_K}$ follows the tensor normal distribution with zero mean and covariance matrices $\mathbf{\Sigma}_1, \dots, \mathbf{\Sigma}_K$, denoted as $\mathcal{T} \sim \text{TN}(\mathbf{0}; \mathbf{\Sigma}_1, \dots, \mathbf{\Sigma}_K)$, if its probability density function is

$$p(\mathcal{T} | \mathbf{\Sigma}_1, \dots, \mathbf{\Sigma}_K) = (2\pi)^{-m/2} \left\{ \prod_{k=1}^K |\mathbf{\Sigma}_k|^{-m/(2m_k)} \right\} \exp \left(- \|\mathcal{T} \times \mathbf{\Sigma}^{-1/2}\|_F^2 / 2 \right), \quad (2.1)$$

where $m = \prod_{k=1}^K m_k$ and $\Sigma^{-1/2} := \{\Sigma_1^{-1/2}, \dots, \Sigma_K^{-1/2}\}$. When $K = 1$, this tensor normal distribution reduces to the vector normal distribution with zero mean and covariance Σ_1 . According to [Kolda and Bader \(2009\)](#), it can be shown that $\mathcal{T} \sim \text{TN}(\mathbf{0}; \Sigma_1, \dots, \Sigma_K)$ if and only if $\text{vec}(\mathcal{T}) \sim \text{N}(\text{vec}(\mathbf{0}); \Sigma_K \otimes \dots \otimes \Sigma_1)$, where $\text{vec}(\mathbf{0}) \in \mathbb{R}^m$ and \otimes is the matrix Kronecker product.

We consider the parameter estimation for the tensor normal model. Assume that we observe independently and identically distributed tensor samples $\mathcal{T}_1, \dots, \mathcal{T}_n$ from $\text{TN}(\mathbf{0}; \Sigma_1^*, \dots, \Sigma_K^*)$. We aim to estimate the true covariance matrices $(\Sigma_1^*, \dots, \Sigma_K^*)$ and their corresponding true precision matrices $(\Omega_1^*, \dots, \Omega_K^*)$ where $\Omega_k^* = \Sigma_k^{*-1}$ ($k = 1, \dots, K$). To address the identifiability issue in the parameterization of the tensor normal distribution, we assume that $\|\Omega_k^*\|_F = 1$ for $k = 1, \dots, K$. This renormalization does not change the graph structure of the original precision matrix.

A standard approach to estimate Ω_k^* , $k = 1, \dots, K$, is to use the maximum likelihood method via (2.1). Up to a constant, the negative log-likelihood function of the tensor normal distribution is

$$\ell(\Omega_1, \dots, \Omega_K) := \frac{1}{2} \text{tr}[\mathbf{S}(\Omega_K \otimes \dots \otimes \Omega_1)] - \frac{1}{2} \sum_{k=1}^K \frac{m}{m_k} \log |\Omega_k|,$$

where $\mathbf{S} := \frac{1}{n} \sum_{i=1}^n \text{vec}(\mathcal{T}_i) \text{vec}(\mathcal{T}_i)^\top$. To encourage the sparsity of each precision matrix in the high-dimensional scenario, we propose a penalized log-likelihood estimator which minimizes

$$q_n(\Omega_1, \dots, \Omega_K) := \frac{1}{m} \text{tr}[\mathbf{S}(\Omega_K \otimes \dots \otimes \Omega_1)] - \sum_{k=1}^K \frac{1}{m_k} \log |\Omega_k| + \sum_{k=1}^K P_{\lambda_k}(\Omega_k), \quad (2.2)$$

where $P_{\lambda_k}(\cdot)$ is a penalty function indexed by the tuning parameter λ_k . In this paper, we focus on the lasso penalty ([Tibshirani, 1996](#)) $P_{\lambda_k}(\Omega_k) = \lambda_k \sum_{i \neq j} |[\Omega_k]_{i,j}|$. The estimation procedure applies similarly to a broad family of penalty functions, for example, the SCAD penalty ([Fan and Li, 2001](#)), the adaptive lasso penalty ([Zou, 2006](#)), the MCP penalty ([Zhang, 2010](#)), and the truncated ℓ_1 penalty ([Shen et al., 2012](#)).

The penalized model from (2.2) is called the sparse tensor graphical model. It reduces to the m_1 -dimensional sparse gaussian graphical model ([Yuan and Lin, 2007](#); [Banerjee et al., 2008](#); [Friedman et al., 2008](#)) when $K = 1$, and the sparse matrix graphical model ([Leng and Tang, 2012](#); [Yin and Li, 2012](#); [Tsiligkaridis et al., 2013](#); [Zhou, 2014](#)) when $K = 2$. Our framework generalizes them to fulfill the demand of capturing the graphical structure of the higher-order tensor-valued data.

2.3 Estimation

This section introduces the estimation procedure for the proposed sparse tensor graphical model. A computationally efficient algorithm is provided to alternatively estimate all precision matrices.

Recall that in (2.2), $q_n(\Omega_1, \dots, \Omega_K)$ is jointly non-convex with respect to $\Omega_1, \dots, \Omega_K$. Nevertheless, it turns out to be a bi-convex problem since $q_n(\Omega_1, \dots, \Omega_K)$ is convex in Ω_k when the rest $K - 1$ precision matrices are fixed. The nice bi-convex property plays a critical role in our algorithm construction and its theoretical analysis in §3.

Based on the bi-convex property, we propose to solve this non-convex problem by alternatively updating one precision matrix with other matrices being fixed. Note that, for any $k = 1, \dots, K$,

minimizing (2.2) with respect to $\mathbf{\Omega}_k$ while fixing the rest $K - 1$ precision matrices is equivalent to minimizing

$$L(\mathbf{\Omega}_k) := \frac{1}{m_k} \text{tr}(\mathbf{S}_k \mathbf{\Omega}_k) - \frac{1}{m_k} \log |\mathbf{\Omega}_k| + \lambda_k \|\mathbf{\Omega}_k\|_{1, \text{off}}. \quad (2.3)$$

Here, $\mathbf{S}_k := \frac{m_k}{nm} \sum_{i=1}^n \mathbf{V}_i^k \mathbf{V}_i^{k\top}$, where $\mathbf{V}_i^k := [\mathcal{T}_i \times \{\mathbf{\Omega}_1^{1/2}, \dots, \mathbf{\Omega}_{k-1}^{1/2}, \mathbf{1}_{m_k}, \mathbf{\Omega}_{k+1}^{1/2}, \dots, \mathbf{\Omega}_K^{1/2}\}]_{(k)}$ with \times the tensor product operation and $[\cdot]_{(k)}$ the mode- k matricization operation defined in §2.1. The result in (2.3) can be shown by noting that $\mathbf{V}_i^k = [\mathcal{T}_i]_{(k)} (\mathbf{\Omega}_K^{1/2} \otimes \dots \otimes \mathbf{\Omega}_{k+1}^{1/2} \otimes \mathbf{\Omega}_{k-1}^{1/2} \otimes \dots \otimes \mathbf{\Omega}_1^{1/2})^\top$ according to the properties of mode- k matricization shown by Kolda and Bader (2009). Hereafter, we drop the superscript k of \mathbf{V}_i^k if there is no confusion. Note that minimizing (2.3) corresponds to estimating vector-valued Gaussian graphical model and can be solved efficiently via the glasso algorithm (Friedman et al., 2008).

Algorithm 1 Solve sparse tensor graphical model via Tensor lasso (Tlasso)

- 1: **Input:** Tensor samples $\mathcal{T}_1, \dots, \mathcal{T}_n$, tuning parameters $\lambda_1, \dots, \lambda_K$, max number of iterations T .
 - 2: **Initialize** $\mathbf{\Omega}_1^{(0)}, \dots, \mathbf{\Omega}_K^{(0)}$ randomly as symmetric and positive definite matrices and set $t = 0$.
 - 3: **Repeat:**
 - 4: $t = t + 1$.
 - 5: **For** $k = 1, \dots, K$:
 - 6: Given $\mathbf{\Omega}_1^{(t)}, \dots, \mathbf{\Omega}_{k-1}^{(t)}, \mathbf{\Omega}_{k+1}^{(t-1)}, \dots, \mathbf{\Omega}_K^{(t-1)}$, solve (2.3) for $\mathbf{\Omega}_k^{(t)}$ via glasso.
 - 7: Normalize $\mathbf{\Omega}_k^{(t)}$ such that $\|\mathbf{\Omega}_k^{(t)}\|_F = 1$.
 - 8: **End For**
 - 9: **Until** $t = T$.
 - 10: **Output:** $\hat{\mathbf{\Omega}}_k = \mathbf{\Omega}_k^{(T)}$ ($k = 1, \dots, K$).
-

The details of our Tensor lasso (Tlasso) algorithm are shown in Algorithm 1. It starts with a random initialization and then alternatively updates each precision matrix until it converges. In §3, we will illustrate that the statistical properties of the obtained estimator are insensitive to the choice of the initialization (see the discussion following Theorem 3.5). In our numerical experiments, for each $k = 1, \dots, K$, we set the initialization of k -th precision matrix as $\mathbf{1}_{m_k}$, which leads to superior numerical performance.

3 Theory of Statistical Optimization

We first prove the estimation errors in terms of Frobenius norm, max norm, and spectral norm, and then provide the model selection consistency of the estimator output from the Tlasso algorithm. For compactness, we defer the proofs of theorems to the appendix.

3.1 Estimation Error in Frobenius Norm

Based on the penalized log-likelihood in (2.2), we define the population log-likelihood function as

$$q(\mathbf{\Omega}_1, \dots, \mathbf{\Omega}_K) := \frac{1}{m} \mathbb{E} \{ \text{tr} [\text{vec}(\mathcal{T}) \text{vec}(\mathcal{T})^\top (\mathbf{\Omega}_K \otimes \dots \otimes \mathbf{\Omega}_1)] \} - \sum_{k=1}^K \frac{1}{m_k} \log |\mathbf{\Omega}_k|. \quad (3.1)$$

By minimizing $q(\mathbf{\Omega}_1, \dots, \mathbf{\Omega}_K)$ with respect to $\mathbf{\Omega}_k$, $k = 1, \dots, K$, we obtain the population minimization function with the parameter $\mathbf{\Omega}_{[K]-k} := \{\mathbf{\Omega}_1, \dots, \mathbf{\Omega}_{k-1}, \mathbf{\Omega}_{k+1}, \dots, \mathbf{\Omega}_K\}$, i.e.,

$$M_k(\mathbf{\Omega}_{[K]-k}) := \underset{\mathbf{\Omega}_k}{\text{argmin}} q(\mathbf{\Omega}_1, \dots, \mathbf{\Omega}_K). \quad (3.2)$$

Our first theorem shows an interesting result that the above population minimization function recovers the true parameter in only one iteration.

Theorem 3.1. For any $k = 1, \dots, K$, if $\mathbf{\Omega}_j$ ($j \neq k$) satisfies $\text{tr}(\mathbf{\Sigma}_j^* \mathbf{\Omega}_j) \neq 0$, then the population minimization function in (3.2) satisfies $M_k(\mathbf{\Omega}_{[K]-k}) = m [m_k \prod_{j \neq k} \text{tr}(\mathbf{\Sigma}_j^* \mathbf{\Omega}_j)]^{-1} \mathbf{\Omega}_k^*$.

Theorem 3.1 indicates that the population minimization function recovers the true precision matrix up to a constant in only one iteration. If $\mathbf{\Omega}_j = \mathbf{\Omega}_j^*$, $j \neq k$, then $M_k(\mathbf{\Omega}_{[K]-k}) = \mathbf{\Omega}_k^*$. Otherwise, after a normalization such that $\|M_k(\mathbf{\Omega}_{[K]-k})\|_F = 1$, the normalized population minimization function still fully recovers $\mathbf{\Omega}_k^*$. This observation suggests that setting $T = 1$ in Algorithm 1 is sufficient. Such a theoretical suggestion will be further supported by our numeric results.

In practice, when the population log-likelihood function (3.1) is unknown, we can approximate it by its sample version $q_n(\mathbf{\Omega}_1, \dots, \mathbf{\Omega}_K)$ defined in (2.2), which gives rise to the statistical estimation error. Similar as (3.2), we define the sample-based minimization function with parameter $\mathbf{\Omega}_{[K]-k} = \{\mathbf{\Omega}_1, \dots, \mathbf{\Omega}_{k-1}, \mathbf{\Omega}_{k+1}, \dots, \mathbf{\Omega}_K\}$ as

$$\widehat{M}_k(\mathbf{\Omega}_{[K]-k}) := \underset{\mathbf{\Omega}_k}{\text{argmin}} q_n(\mathbf{\Omega}_1, \dots, \mathbf{\Omega}_K). \quad (3.3)$$

In order to derive the estimation error, it remains to quantify the statistical error induced from finite samples. The following two regularity conditions are assumed for this purpose.

Condition 3.2 (Bounded Eigenvalues). For any $k = 1, \dots, K$, there is a constant $C_1 > 0$ such that,

$$0 < C_1 \leq \lambda_{\min}(\mathbf{\Sigma}_k^*) \leq \lambda_{\max}(\mathbf{\Sigma}_k^*) \leq 1/C_1 < \infty,$$

where $\lambda_{\min}(\mathbf{\Sigma}_k^*)$ and $\lambda_{\max}(\mathbf{\Sigma}_k^*)$ refer to the minimal and maximal eigenvalue of $\mathbf{\Sigma}_k^*$, respectively.

Condition 3.2 has been commonly assumed in the precision matrix estimation literature in order to facilitate the proof of estimation consistency (Bickel and Levina, 2008; Rothman et al., 2008; Lam and Fan, 2009).

Condition 3.3 (Tuning). For any $k = 1, \dots, K$ and some constant $C_2 > 0$, the tuning parameter λ_k satisfies $1/C_2 \sqrt{\log m_k / (n m m_k)} \leq \lambda_k \leq C_2 \sqrt{\log m_k / (n m m_k)}$.

Before characterizing the statistical error, we define a sparsity parameter for $\mathbf{\Omega}_k^*$, $k = 1, \dots, K$. Let $\mathbb{S}_k := \{(i, j) : [\mathbf{\Omega}_k^*]_{i,j} \neq 0\}$. Denote the sparsity parameter $s_k := |\mathbb{S}_k| - m_k$, which is the number of nonzero entries in the off-diagonal component of $\mathbf{\Omega}_k^*$. For each $k = 1, \dots, K$, we define $\mathbb{B}(\mathbf{\Omega}_k^*)$ as the set containing $\mathbf{\Omega}_k^*$ and its neighborhood for some sufficiently large radius $\alpha > 0$, i.e.,

$$\mathbb{B}(\mathbf{\Omega}_k^*) := \{\mathbf{\Omega} \in \mathbb{R}^{m_k \times m_k} : \mathbf{\Omega} = \mathbf{\Omega}^\top; \mathbf{\Omega} \succ 0; \|\mathbf{\Omega} - \mathbf{\Omega}_k^*\|_F \leq \alpha\}. \quad (3.4)$$

Theorem 3.4. Suppose that Conditions 3.2 and 3.3 hold. For any $k = 1, \dots, K$, the statistical error of the sample-based minimization function defined in (3.3) satisfies that, for any fixed $\mathbf{\Omega}_j \in \mathbb{B}(\mathbf{\Omega}_j^*)$ ($j \neq k$),

$$\|\widehat{M}_k(\mathbf{\Omega}_{[K]-k}) - M_k(\mathbf{\Omega}_{[K]-k})\|_F = O_P \left(\sqrt{\frac{m_k(m_k + s_k) \log m_k}{nm}} \right), \quad (3.5)$$

where $M_k(\mathbf{\Omega}_{[K]-k})$ and $\widehat{M}_k(\mathbf{\Omega}_{[K]-k})$ are defined in (3.2) and (3.3), and $m = \prod_{k=1}^K m_k$.

Theorem 3.4 establishes the estimation error associated with $\widehat{M}_k(\mathbf{\Omega}_{[K]-k})$ for arbitrary $\mathbf{\Omega}_j \in \mathbb{B}(\mathbf{\Omega}_j^*)$ with $j \neq k$. In comparison, previous work on the existence of a local solution with desired statistical property only establishes theorems similar to Theorem 3.4 for $\mathbf{\Omega}_j = \mathbf{\Omega}_j^*$ with $j \neq k$. The extension to an arbitrary $\mathbf{\Omega}_j \in \mathbb{B}(\mathbf{\Omega}_j^*)$ involves non-trivial technical barriers. Specifically, we first establish the rate of convergence of the difference between a sample-based quadratic form and its expectation (Lemma B.1) via Talagrand's concentration inequality (Ledoux and Talagrand, 2011). This result is also of independent interest. We then carefully characterize the rate of convergence of \mathbf{S}_k defined in (2.3) (Lemma B.2). Finally, we develop (3.5) using the results for vector-valued graphical models developed by Fan et al. (2009).

According to Theorem 3.1 and Theorem 3.4, we obtain the rate of convergence of the Tlasso estimator in terms of Frobenius norm, which is our main result.

Theorem 3.5. Assume that Conditions 3.2 and 3.3 hold. For any $k = 1, \dots, K$, if the initialization satisfies $\mathbf{\Omega}_j^{(0)} \in \mathbb{B}(\mathbf{\Omega}_j^*)$ for any $j \neq k$, then the estimator $\widehat{\mathbf{\Omega}}_k$ from Algorithm 1 with $T = 1$ satisfies,

$$\|\widehat{\mathbf{\Omega}}_k - \mathbf{\Omega}_k^*\|_F = O_P \left(\sqrt{\frac{m_k(m_k + s_k) \log m_k}{nm}} \right), \quad (3.6)$$

where $m = \prod_{k=1}^K m_k$ and $\mathbb{B}(\mathbf{\Omega}_j^*)$ is defined in (3.4).

Theorem 3.5 suggests that as long as the initialization is within a constant distance to the truth, the Tlasso algorithm attains a consistent estimator after only one iteration. This consistency is insensitive to the initialization since the constant α in (3.4) can be arbitrarily large. In literature, He et al. (2014) show that there exists a local minimizer of (2.2) whose convergence rate can achieve (3.6). However, it is unknown if their algorithm can find such a minimizer since there could be many other local minimizers.

A notable implication of Theorem 3.5 is that, when $K \geq 3$, the estimator from the Tlasso algorithm can achieve estimation consistency even if we only have access to one observation, i.e.,

$n = 1$, which is often the case in practice. To see it, suppose that $K = 3$ and $n = 1$. When the dimensions m_1, m_2 , and m_3 are of the same order of magnitude and $s_k = O(m_k)$ for $k = 1, 2, 3$, all the three error rates corresponding to $k = 1, 2, 3$ in (3.6) converge to zero.

Theorem 3.5 implies that the estimation of the k -th precision matrix takes advantage of the information from the j -th way ($j \neq k$) of the tensor data. Consider a simple case that $K = 2$ and one precision matrix $\mathbf{\Omega}_1^* = \mathbf{1}_{m_1}$ is known. In this scenario the rows of the matrix data are independent and hence the effective sample size for estimating $\mathbf{\Omega}_2^*$ is in fact nm_1 . The optimality result for the vector-valued graphical model (Cai et al., 2015) implies that the optimal rate for estimating $\mathbf{\Omega}_2^*$ is $\sqrt{(m_2 + s_2) \log m_2 / (nm_1)}$, which is consistent with our result in (3.6). Therefore, the rate in (3.6) obtained by the Tlasso estimator is minimax-optimal since it is the best rate one can obtain even when $\mathbf{\Omega}_j^*$ ($j \neq k$) were known. As far as we know, this phenomenon has not been discovered by any previous work in tensor graphical model.

Remark 3.6. For $K = 2$, our tensor graphical model reduces to matrix graphical model with Kronecker product covariance structure (Yin and Li, 2012; Leng and Tang, 2012; Tsiligkaridis et al., 2013; Zhou, 2014). In this case, the rate of convergence of $\hat{\mathbf{\Omega}}_1$ in (3.6) reduces to $\sqrt{(m_1 + s_1) \log m_1 / (nm_2)}$, which is much faster than $\sqrt{m_2(m_1 + s_1)(\log m_1 + \log m_2)/n}$ established by Yin and Li (2012) and $\sqrt{(m_1 + m_2) \log[\max(m_1, m_2, n)] / (nm_2)}$ established by Tsiligkaridis et al. (2013). In literature, Leng and Tang (2012) shows that there exists a local minimizer of the objective function whose estimation errors match ours. However, it is unknown if their estimator can achieve such convergence rate. On the other hand, our theorem confirms that our algorithm is able to find such estimator with an optimal rate of convergence.

3.2 Estimation Error in Max Norm and Spectral Norm

We next derive the estimation error in max norm and spectral norm. Trivially, these estimation errors are bounded by that in Frobenius norm shown in Theorem 3.5. To develop improved rates of convergence in max and spectral norms, we need to impose stronger conditions on true parameters.

We first introduce some important notations. Denote d_k as the maximum number of non-zeros in any row of the true precision matrices $\mathbf{\Omega}_k^*$, that is,

$$d_k := \max_{i \in \{1, \dots, m_k\}} |\{j \in \{1, \dots, m_k\} : [\mathbf{\Omega}_k^*]_{i,j} \neq 0\}|, \quad (3.7)$$

with $|\cdot|$ the set cardinality. For each covariance matrix $\mathbf{\Sigma}_k^*$, we define $\kappa_{\mathbf{\Sigma}_k^*} := \|\mathbf{\Sigma}_k^*\|_\infty$. Denote the Hessian matrix $\mathbf{\Gamma}_k^* := \mathbf{\Omega}_k^{*-1} \otimes \mathbf{\Omega}_k^{*-1} \in \mathbb{R}^{m_k^2 \times m_k^2}$, whose entry $[\mathbf{\Gamma}_k^*]_{(i,j),(s,t)}$ corresponds to the second order partial derivative of the objective function with respect to $[\mathbf{\Omega}_k]_{i,j}$ and $[\mathbf{\Omega}_k]_{s,t}$. We define its sub-matrix indexed by \mathbb{S}_k as $[\mathbf{\Gamma}_k^*]_{\mathbb{S}_k, \mathbb{S}_k} = [\mathbf{\Omega}_k^{*-1} \otimes \mathbf{\Omega}_k^{*-1}]_{\mathbb{S}_k, \mathbb{S}_k}$, which is the $|\mathbb{S}_k| \times |\mathbb{S}_k|$ matrix with rows and columns of $\mathbf{\Gamma}_k^*$ indexed by \mathbb{S}_k and \mathbb{S}_k , respectively. Moreover, we define $\kappa_{\mathbf{\Gamma}_k^*} := \|([\mathbf{\Gamma}_k^*]_{\mathbb{S}_k, \mathbb{S}_k})^{-1}\|_\infty$. In order to establish the rate of convergence in max norm, we need to impose an irrepresentability condition on the Hessian matrix.

Condition 3.7 (Irrepresentability). For each $k = 1, \dots, K$, there exists some $\alpha_k \in (0, 1]$ such that

$$\max_{e \in \mathbb{S}_k^c} \|([\mathbf{\Gamma}_k^*]_{e, \mathbb{S}_k} ([\mathbf{\Gamma}_k^*]_{\mathbb{S}_k, \mathbb{S}_k})^{-1})\|_1 \leq 1 - \alpha_k.$$

Condition 3.7 controls the influence of the non-connected terms in \mathbb{S}_k^c on the connected edges in \mathbb{S}_k . This condition has been widely applied for developing the theoretical properties of lasso-type estimator (Zhao and Yu, 2006; Ravikumar et al., 2011; Jankova and van de Geer, 2014).

Condition 3.8 (Bounded Complexity). For each $k = 1, \dots, K$, the parameters $\kappa_{\Sigma_k^*}$ and $\kappa_{\Gamma_k^*}$ are bounded and the parameter d_k in (3.7) satisfies $d_k = o(\sqrt{nm}/(m_k \log m_k))$.

Theorem 3.9. Suppose Conditions 3.2, 3.3, 3.7 and 3.8 hold. Assume $s_k = O(m_k)$ for $k = 1, \dots, K$ and assume m'_k s are in the same order, i.e., $m_1 \asymp m_2 \asymp \dots \asymp m_K$. For each k , if the initialization satisfies $\mathbf{\Omega}_j^{(0)} \in \mathbb{B}(\mathbf{\Omega}_j^*)$ for any $j \neq k$, then the estimator $\widehat{\mathbf{\Omega}}_k$ from Algorithm 1 with $T = 2$ satisfies,

$$\|\widehat{\mathbf{\Omega}}_k - \mathbf{\Omega}_k^*\|_\infty = O_P \left(\sqrt{\frac{m_k \log m_k}{nm}} \right). \quad (3.8)$$

In addition, the edge set of $\widehat{\mathbf{\Omega}}_k$ is a subset of the true edge set of $\mathbf{\Omega}_k^*$, that is, $\text{supp}(\widehat{\mathbf{\Omega}}_k) \subseteq \text{supp}(\mathbf{\Omega}_k^*)$.

Theorem 3.9 shows that the Tlasso estimator achieves the optimal rate of convergence in max norm (Cai et al., 2015). Here we consider the estimator obtained after two iterations since we require a new concentration inequality (Lemma B.3) for the sample covariance matrix, which is built upon the estimator in Theorem 3.5.

Remark 3.10. Theorem 3.9 ensures that the estimated precision matrix correctly excludes all non-informative edges and includes all the true edges (i, j) with $|[\mathbf{\Omega}_k^*]_{i,j}| > C\sqrt{m_k \log m_k/(nm)}$ for some constant $C > 0$. Therefore, in order to achieve the variable selection consistency $\text{sign}(\widehat{\mathbf{\Omega}}_k) = \text{sign}(\mathbf{\Omega}_k^*)$, a sufficient condition is to assume that the minimal signal $\min_{(i,j) \in \text{supp}(\mathbf{\Omega}_k^*)} |[\mathbf{\Omega}_k^*]_{i,j}| \geq C\sqrt{m_k \log m_k/(nm)}$ for each k . This confirms that the Tlasso estimator is able to correctly recover the graphical structure of each way of the high-dimensional tensor data.

A direct consequence from Theorem 3.9 is the estimation error in spectral norm.

Corollary 3.11. Suppose the conditions of Theorem 3.9 hold, for any $k = 1, \dots, K$, we have

$$\|\widehat{\mathbf{\Omega}}_k - \mathbf{\Omega}_k^*\|_2 = O_P \left(d_k \sqrt{\frac{m_k \log m_k}{nm}} \right). \quad (3.9)$$

Remark 3.12. Now we compare our obtained rate of convergence in spectral norm for $K = 2$ with that established in the sparse matrix graphical model literature. In particular, Zhou (2014) establishes the rate of $O_P(\sqrt{m_k(s_k \vee 1) \log(m_1 \vee m_2)/(nm_k)})$ for $k = 1, 2$. Therefore, when $d_k^2 \leq (s_k \vee 1)$, which holds for example in the bounded degree graphs, our obtained rate is faster. However, our faster rate comes at the price of assuming the irrepresentability condition. Using recent advance in non-convex regularization (Loh and Wainwright, 2014), we can actually eliminate the irrepresentability condition. We leave this to future work.

4 Tensor Inference

This section introduces the statistical inference procedure for sparse tensor graphical model. Based upon the estimator attained from the Tlasso algorithm, we construct a test statistic for the hypothesis

$$H_{0k,ij} : [\mathbf{\Omega}_k^*]_{i,j} = 0 \quad \text{vs} \quad H_{1k,ij} : [\mathbf{\Omega}_k^*]_{i,j} \neq 0, \quad (4.1)$$

for any $1 \leq i < j \leq m_k$ and $k = 1, \dots, K$, and then establish testing consistency. To simultaneously test these hypotheses over all off-diagonal entries, we further develop a multiple testing procedure with false discovery rate (FDR) control.

4.1 Construction of Test Statistic

Without loss of generality, we will focus on the statistical inference for $\mathbf{\Omega}_1^*$. For a tensor $\mathcal{T} \in \mathbb{R}^{m_1 \times \dots \times m_K}$, denote $\mathcal{T}_{-i_1, i_2, \dots, i_K} \in \mathbb{R}^{m_1-1}$ as the vector with the i_1 -th entry of $\mathcal{T}_{:, i_2, \dots, i_K}$ removed. Given that \mathcal{T} follows a tensor normal distribution (2.1), we have, for each i_1 ,

$$\mathcal{T}_{i_1, i_2, \dots, i_K} | \mathcal{T}_{-i_1, i_2, \dots, i_K} \sim N \left(-[\mathbf{\Omega}_1^*]_{i_1, i_1}^{-1} [\mathbf{\Omega}_1^*]_{i_1, -i_1} \mathcal{T}_{-i_1, i_2, \dots, i_K}; [\mathbf{\Omega}_1^*]_{i_1, i_1}^{-1} \prod_{k=2}^K [\mathbf{\Sigma}_k^*]_{i_k, i_k} \right). \quad (4.2)$$

Based on this property, we can reformulate our tensor graphical model into a regression problem and then construct the test statistic through a de-bias procedure. In particular, for tensor sample \mathcal{T}_l , $l = 1, \dots, n$, the property in (4.2) implies that, for any l ,

$$\mathcal{T}_{l, i_1, i_2, \dots, i_K} = \mathcal{T}_{l, -i_1, i_2, \dots, i_K}^\top \boldsymbol{\theta}_{i_1} + \xi_{l, i_1, i_2, \dots, i_K}, \quad (4.3)$$

where the regression coefficient $\boldsymbol{\theta}_{i_1} = -[\mathbf{\Omega}_1^*]_{i_1, i_1}^{-1} [\mathbf{\Omega}_1^*]_{i_1, -i_1}$ and the random noise $\xi_{l, i_1, i_2, \dots, i_K}$ satisfies $\xi_{l, i_1, i_2, \dots, i_K} \sim N(0; [\mathbf{\Omega}_1^*]_{i_1, i_1}^{-1} \prod_{k=2}^K [\mathbf{\Sigma}_k^*]_{i_k, i_k})$. Let $\hat{\boldsymbol{\theta}}_{i_1} = (\hat{\theta}_{1, i_1}, \dots, \hat{\theta}_{m_1-1, i_1})^\top = -[\hat{\mathbf{\Omega}}_1]_{i_1, i_1}^{-1} [\hat{\mathbf{\Omega}}_1]_{i_1, -i_1}$ be the estimator of $\boldsymbol{\theta}_{i_1}$ with $\hat{\mathbf{\Omega}}_1$ the output of Algorithm 1. Given $\{\hat{\boldsymbol{\theta}}_{i_1}\}_{i_1=1}^{m_1}$, the residual is defined as

$$\hat{\xi}_{l, i_1, i_2, \dots, i_K} = \mathcal{T}_{l, i_1, i_2, \dots, i_K} - \bar{\mathcal{T}}_{i_1, i_2, \dots, i_K} - (\mathcal{T}_{l, -i_1, i_2, \dots, i_K} - \bar{\mathcal{T}}_{-i_1, i_2, \dots, i_K})^\top \hat{\boldsymbol{\theta}}_{i_1},$$

where $\bar{\mathcal{T}} = \sum_{l=1}^n \mathcal{T}_l / n$. The sample covariance of these residuals is

$$\hat{\varrho}_{i,j} = \frac{m_1}{(n-1)m} \sum_{l=1}^n \sum_{i_2=1}^{m_2} \dots \sum_{i_K=1}^{m_K} \hat{\xi}_{l, i, i_2, \dots, i_K} \hat{\xi}_{l, j, i_2, \dots, i_K}.$$

Based on the bias and variance corrections of $\hat{\varrho}_{i,j}$, we propose the following test statistic, for any $1 \leq i < j \leq m_1$,

$$\tau_{i,j} = \frac{\hat{\varrho}_{i,j} + \mu_{i,j}}{\varpi}, \quad (4.4)$$

where the bias correction term $\mu_{i,j} = \hat{\varrho}_{i,i} \hat{\theta}_{i,j} + \hat{\varrho}_{j,j} \hat{\theta}_{j-1,i}$ translates the mean of $\tau_{i,j}$ to zero under null hypothesis, and the variance correction term

$$\varpi^2 = \frac{m \cdot \|\hat{\mathbf{S}}_2\|_F^2 \dots \|\hat{\mathbf{S}}_K\|_F^2}{m_1 \cdot [\text{tr}(\hat{\mathbf{S}}_2)]^2 \dots [\text{tr}(\hat{\mathbf{S}}_K)]^2}, \quad (4.5)$$

rescales $\tau_{i,j}$ as an unit variance. Here $\widehat{\mathbf{S}}_k := \frac{m_k}{nm} \sum_{i=1}^n \widehat{\mathbf{V}}_i \widehat{\mathbf{V}}_i^\top$ is the sample covariance estimate of $\mathbf{\Sigma}_k$ with $\widehat{\mathbf{V}}_i := [\mathcal{T}_i \times \{\widehat{\mathbf{\Omega}}_1^{1/2}, \dots, \widehat{\mathbf{\Omega}}_{k-1}^{1/2}, \mathbf{1}_{m_k}, \widehat{\mathbf{\Omega}}_{k+1}^{1/2}, \dots, \widehat{\mathbf{\Omega}}_K^{1/2}\}]_{(k)}$ and $\widehat{\mathbf{\Omega}}_k$ from Algorithm 1.

Theorem 4.1 establishes the asymptotic normality of our test statistic (4.4). This result can be symmetrically extended to $\mathbf{\Omega}_k^*$ for every $k \in \{1, \dots, K\}$.

Theorem 4.1. Assume the conditions of Theorem 3.9 hold, under the null hypothesis in (4.1), we have

$$\tilde{\tau}_{i,j} := \sqrt{\frac{(n-1)m}{m_1 \widehat{\varrho}_{i,i} \widehat{\varrho}_{j,j}}} \tau_{i,j} \rightarrow N(0; 1)$$

in distribution, as $nm/m_1 \rightarrow \infty$.

Theorem 4.1 implies that, when $K \geq 2$, the asymptotic normality of $\tau_{i,j}$ holds even if we have a constant number of observations, which is often the case in practice. For example, let $n = 2$ and $m_1 \asymp m_2$, nm/m_1 still goes to infinity as m_1, m_2 diverges. This result reflects an interesting phenomenon specifically in the tensor graphical model. That is, the hypothesis testing for the k -th precision matrix takes advantage of the information from the rest $K - 1$ precision matrices in the tensor data. As far as we know, this phenomenon has not been discovered by any previous work in tensor graphical model.

4.2 FDR Control Procedure

The previous test statistic is efficient to test the hypothesis on a single entry of each precision matrix. In order to simultaneously test the hypotheses over all off-diagonal entries, we develop a multiple testing procedure with false discovery rate (FDR) control in this subsection.

Given the value of $\tilde{\tau}_{i,j}$ defined in Theorem 4.1 and a thresholding level ς , we define $\varphi_\varsigma(\tilde{\tau}_{i,j}) = \mathbf{1}\{|\tilde{\tau}_{i,j}| \geq \varsigma\}$ and reject the null hypothesis if $\varphi_\varsigma(\tilde{\tau}_{i,j}) = 1$. The corresponding false discovery proportion (FDP) and FDR are defined as

$$\text{FDP} = \frac{|\{(i, j) \in \mathcal{H}_0 : \varphi_\varsigma(\tilde{\tau}_{i,j}) = 1\}|}{|\{(i, j) : 1 \leq i < j \leq m_1, \varphi_\varsigma(\tilde{\tau}_{i,j}) = 1\}| \vee 1}, \text{ and } \text{FDR} = \mathbb{E}(\text{FDP}). \quad (4.6)$$

where $\mathcal{H}_0 = \{(i, j) : [\mathbf{\Omega}_1^*]_{i,j} = 0, 1 \leq i < j \leq m_1\}$. To recover the support of $\mathbf{\Omega}_1^*$, $(m_1 - 1)m_1/2$ tests are simultaneously conducted. Hence, a small enough ς that enhances power and controls FDP under a pre-specific level $v \in (0, 1)$ is an ideal choice. If \mathcal{H}_0 is known, we have an oracle choice

$$\varsigma_* = \inf\{\varsigma > 0 : \text{FDP} \leq v\}.$$

However, in practice, \mathcal{H}_0 is unknown and hence its approximation has to be used. Due to sparsity, most entries are zero such that $w_0 = |\mathcal{H}_0|$ is closed to $w := m_1(m_1 - 1)/2$. Moreover, Theorem 4.1 implies that $P(\varphi_\varsigma(\tilde{\tau}_{i,j}) = 1)$ is close to $2(1 - \Phi(\varsigma))$ asymptotically. Therefore, an approximation of ς_* is

$$\widehat{\varsigma} = \inf \left\{ \varsigma > 0 : \frac{2(1 - \Phi(\varsigma))w}{|\{(i, j) : 1 \leq i < j \leq m_1, \varphi_\varsigma(\tilde{\tau}_{i,j}) = 1\}| \vee 1} \leq v \right\}, \quad (4.7)$$

which is a trivial one-dimensional search problem.

Algorithm 2 FDR control for support recovery of sparse tensor graphical model

- 1: **Input:** Tensor samples $\mathcal{T}_1 \dots, \mathcal{T}_n$, $\{\widehat{\mathbf{\Omega}}_k\}_{k=1}^K$ from Algorithm 1, and a pre-specific level v .
 - 2: **Initialize:** Estimation of support $\mathcal{S} = \emptyset$.
 - 3: Calculate the test statistic $\tilde{\tau}_{i,j}$, $1 \leq i < j \leq m_1$, as defined in Theorem 4.1.
 - 4: Calculate the estimated thresholding level $\hat{\varsigma}$ as in (4.7).
 - 5: For $1 \leq i < j \leq m_1$, if $\tilde{\tau}_{i,j} > \hat{\varsigma}$, reject the null hypothesis and set $\mathcal{S} = \mathcal{S} \cup \{(i, j), (j, i)\}$.
 - 6: **Output:** $\mathcal{S} \cup \{(i, i) : 1 \leq i \leq m_1\}$.
-

Our multiple testing procedure with FDR control for inferring the support of $\mathbf{\Omega}_1^*$ is summarized in Algorithm 2. The testing procedure for the rest $\mathbf{\Omega}_k^*$ with $k \geq 2$ follows similarly.

Clearly, the empirical FDR and FDP of the proposed multiple testing procedure in Algorithm 2 are, respectively,

$$\text{FDP}_1 = \frac{|\{(i, j) \in \mathcal{H}_0 : \varphi_{\hat{\varsigma}}(\tilde{\tau}_{i,j}) = 1\}|}{|\{(i, j) : 1 \leq i < j \leq m_1, \varphi_{\hat{\varsigma}}(\tilde{\tau}_{i,j}) = 1\}| \vee 1}, \text{ and } \text{FDR}_1 = \mathbb{E}(\text{FDP}_1).$$

In order to establish the asymptotic behavior of FDP_1 and FDR_1 for testing the support of $\mathbf{\Omega}_1^*$, we need two additional conditions related to the size of true alternatives and the sparsity level.

Condition 4.2 (Alternative Size). Denote $\varpi_0^2 = m \cdot \|\mathbf{\Sigma}_2^*\|_F^2 \cdots \|\mathbf{\Sigma}_K^*\|_F^2 / (m_1 \cdot (\text{tr}(\mathbf{\Sigma}_2^*))^2 \cdots (\text{tr}(\mathbf{\Sigma}_K^*))^2)$. Assume $|\{(i, j) : 1 \leq i < j \leq m_1, |[\mathbf{\Omega}_1^*]_{i,j}| / \sqrt{[\mathbf{\Omega}_1^*]_{i,i}[\mathbf{\Omega}_1^*]_{j,j}} \geq 4\sqrt{\varpi_0 m_1 \log m_1 / ((n-1)m)}\}| \geq \sqrt{\log \log m_1}$.

Condition 4.3 (Sparsity). For some $\rho < 1/2$ and $\gamma > 0$, there exists a constant $C > 0$ such that $\max_{1 \leq i \leq m_1} |\{j : 1 \leq j \leq m_1, j \neq i, |[\mathbf{\Omega}_1^*]_{i,j}| \geq (\log m_1)^{-2-\gamma}\}| \leq C m_1^\rho$.

Condition 4.2 and 4.3 imply an interesting interplay between sparsity and the size of true alternatives. Condition 4.2 is nearly necessary by noting that FDR control for large-scale multiple testing problems fails if the number of true alternatives is fixed (Liu and Shao, 2014). In addition, if $w_0 = o(w)$ (Condition 4.3 fails), all the hypothesis are rejected and FDR control makes no sense anymore since $\text{FDP}_1 \rightarrow 0$.

Theorem 4.4 gives the asymptotic control of FDP_1 and FDR_1 for testing the support of $\mathbf{\Omega}_1^*$.

Theorem 4.4. Assume conditions of Theorem 4.1 and conditions 4.2 & 4.3 hold. If $m_1 \leq (nm/m_1)^r$ and $w_0 \geq cw$ for some constants $r > 0$ and $c > 0$, we have

$$\text{FDP}_1 w / v w_0 \rightarrow 1, \text{ FDR}_1 w / v w_0 \rightarrow 1,$$

in probability as $nm/m_1 \rightarrow \infty$.

Theorem 4.4 shows that our FDR control procedure is still valid even when sample size is constant as long as the dimensionality diverges to infinity. Similar as Theorem 4.1, this phenomenon is special to the tensor graphical model.

Remark 4.5. We can utilize Theorem 4.4 to control FDR and FDP on the inference of the kronecker $\Omega_1^* \otimes \cdots \otimes \Omega_K^*$. Consider a simple example with $K = 3$, denote f_1, f_2, f_3 as the numbers of false discoveries in inference of $\Omega_1^*, \Omega_2^*, \Omega_3^*$ respectively, and d_1, d_2, d_3 as the corresponding numbers of discoveries (excluding the diagonal). FDP and FDR for testing $\Omega_1^* \otimes \Omega_2^* \otimes \Omega_3^*$ are

$$\text{FDP}_c = \frac{\alpha_0(m_3 + d_3) + (\alpha - \alpha_0 + m_1 m_2) f_3}{[\prod_{k=1}^3 (d_k + m_k) - m_1 m_2 m_3] \vee 1}, \text{ and } \text{FDR}_c = \mathbb{E}(\text{FDP}_c),$$

where $\alpha_0 = f_1(m_2 + d_2) + (d_1 - f_1 + m_1)f_2$ and $\alpha = (d_1 + m_1)(d_2 + m_2) - m_1 m_2$. In practice, true values of f_k for $k \in \{1, 2, 3\}$ are unknown and can be estimated by vd_k if all precision matrices are sparse enough, i.e., $w_0 \approx w$ for Ω_1^* , by Theorem 4.4. Therefore, define

$$\tau = \frac{\alpha'_0(m_3 + d_3) + (\alpha - \alpha'_0 + m_1 m_2) v d_3}{[\prod_{k=1}^3 (d_k + m_k) - m_1 m_2 m_3] \vee 1},$$

with $\alpha'_0 = v d_1(m_2 + 2d_2) + (m_1 - v d_1) v d_2$. By similar arguments as in Theorem 4.4, we get $\text{FDP}_c/\tau \rightarrow 1$ and $\text{FDR}_c/\tau \rightarrow 1$.

5 Simulations

In this section, we demonstrate the superior empirical performance of the proposed estimation and inference procedures of sparse tensor graphical model. Our proposed procedures are implemented into R package **Tlasso**.

At first, we present the numerical study of the Tlasso algorithm with iteration $T = 1$ and compare it with two alternative approaches. The first alternative method is the graphical lasso (Glasso) approach (Friedman et al., 2008) that applies to the vectorized tensor data. This method ignores the tensor structure of the observed samples, and estimates the Kronecker product of precision matrices $\Omega_1^* \otimes \cdots \otimes \Omega_K^*$ directly. The second alternative method is the iterative penalized maximum likelihood method (P-MLE) proposed by He et al. (2014). This method iteratively updates each precision matrix by solving an individual graphical lasso problem while fixing all other precision matrices until a pre-specified termination condition $\sum_{k=1}^K \|\hat{\Omega}_k^{(t)} - \hat{\Omega}_k^{(t-1)}\|_F / K \leq 0.001$ is met.

In the Tlasso algorithm, the tuning parameter for updating $\hat{\Omega}_k$ is set as $C \sqrt{\log m_k / (n m m_k)}$ based on the theoretical assumption. We set the constant $C = 20$ through all the simulations. For a fair comparison, the same tuning parameter is applied in the P-MLE method for $k = 1, \dots, K$. The individual graphical lasso problems in both Tlasso and P-MLE method are computed via the *huge* package (Zhao et al., 2012) in R. In the direct Glasso approach, its single tuning parameter is chosen by cross-validation automatically via *huge*.

In order to measure the estimation accuracy of each method, we compute three error criteria. The first one is the estimation error of the Kronecker product of precision matrices, i.e.,

$$\frac{1}{m} \|\hat{\Omega}_1 \otimes \cdots \otimes \hat{\Omega}_K - \Omega_1^* \otimes \cdots \otimes \Omega_K^*\|_F,$$

and the rest two are the averaged estimation errors in Frobenius norm and max norm, i.e.,

$$\frac{1}{K} \sum_{k=1}^K \|\hat{\Omega}_k - \Omega_k^*\|_F, \quad \frac{1}{K} \sum_{k=1}^K \|\hat{\Omega}_k - \Omega_k^*\|_\infty.$$

Note that the last two criteria are only available to the P-MLE method and the Tlasso.

To evaluate the variable selection performance, we compute the true positive rate (TPR) and the true negative rate (TNR) of the estimated Kronecker product of precision matrices, defined as

$$\text{TPR} := \frac{\sum_i \mathbb{1}(\hat{a}_{i,j} \neq 0, a_{i,j}^* \neq 0)}{\sum_i \mathbb{1}(a_{i,j}^* \neq 0)}, \quad \text{TNR} := \frac{\sum_i \mathbb{1}(\hat{a}_{i,j} = 0, a_{i,j}^* = 0)}{\sum_i \mathbb{1}(a_{i,j}^* = 0)},$$

where $\hat{a}_{i,j}$ is the (i, j) -th entry of $\hat{\Omega}_1 \otimes \cdots \otimes \hat{\Omega}_K$ and $a_{i,j}^*$ is the (i, j) -th entry of $\Omega_1^* \otimes \cdots \otimes \Omega_K^*$. A good variable selection procedure should produce a large TPR and a large TNR.

In this section, we consider two simulations for a third order tensor, i.e., $K = 3$. In Simulation 1, we construct a triangle graph, and in Simulation 2, we construct a four nearest neighbor graph for each precision matrix. An illustration of the generated graphs are shown in Figure 1. The detailed generation procedures for the two graphs are as follows.

Triangle: For each $k = 1, \dots, K$, we construct the covariance matrix $\Sigma_k \in \mathbb{R}^{m_k \times m_k}$ such that its (i, j) -th entry is $[\Sigma_k]_{i,j} = \exp(-|h_i - h_j|/2)$ with $h_1 < h_2 < \cdots < h_{m_k}$. The difference $h_i - h_{i-1}$ with $i = 2, \dots, m_k$ is generated independently and identically from $\text{Unif}(0.5, 1)$. This generated covariance matrix mimics the autoregressive process of order one, i.e., AR(1). We set $\Omega_k^* = \Sigma_k^{-1}$. Similar procedure has also been used by [Fan et al. \(2009\)](#).

Nearest Neighbor: For each $k = 1, \dots, K$, we construct the precision matrix $\Omega_k \in \mathbb{R}^{m_k \times m_k}$ directly from a four nearest-neighbor network. We first randomly pick m_k points from a unit square and compute all pairwise distances among the points. We then search for the four nearest-neighbors of each point and a pair of symmetric entries in the precision matrix Ω_k that has a randomly chosen value from $[-1, -0.5] \cup [0.5, 1]$. To ensure its positive definite property, we design the final precision matrix as $\Omega_k^* = \Omega_k + (|\lambda_{\min}(\Omega_k)| + 0.2) \cdot \mathbb{1}_{m_k}$, where $\lambda_{\min}(\cdot)$ refers to the smallest eigenvalue. Similar procedure has also been studied by [Lee and Liu \(2015\)](#).




Figure 1: An illustration of the generated triangle graph (left) in Simulations 1 and the four nearest neighbor graph (right) in Simulations 2. In this illustration, the dimension is 100.

In each simulation, we consider three scenarios as follows. Each example is repeated 100 times,

and the averaged computational time and the averaged criteria for the estimation accuracy and variable selection performance are computed.

- **Scenario s1:** sample size $n = 50$ and dimension $(m_1, m_2, m_3) = (10, 10, 10)$.
- **Scenario s2:** sample size $n = 80$ and dimension $(m_1, m_2, m_3) = (10, 10, 10)$.
- **Scenario s3:** sample size $n = 50$ and dimension $(m_1, m_2, m_3) = (10, 10, 20)$.

We first compare the averaged computational time of all methods, see the left two plots in Figure 2. Clearly, the Tlasso is dramatically faster than both competing methods. In particular, in Scenario s3, the Tlasso takes about three seconds for each replicate. The P-MLE takes about one minute while the direct Glasso method takes more than half an hour and is omitted in the plot. As we will show below, the Tlasso algorithm is not only computationally efficient but also enjoys good estimation accuracy and support recovery performance.

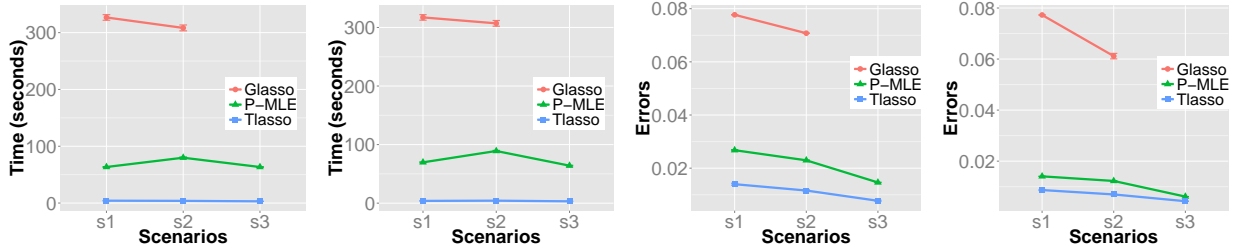


Figure 2: Left two plots: averaged computational time of each method in Simulations 1&2, respectively. Right two plots: averaged estimation error of the Kronecker product of precision matrices of each method in Simulations 1&2, respectively. The result for the Glasso method in Scenario s3 is omitted due to its extremely slow computation.

In the right two plots of Figure 2, we compute the averaged estimation errors of the Kronecker product of precision matrices. Clearly, with respect to the tensor graphical structure, the direct Glasso method has significantly larger errors than the Tlasso and P-MLE method. The Tlasso outperforms P-MLE in Scenarios s1 and s2 and is comparable to P-MLE in Scenario s3. It is worth noting that, in Scenario s3, the P-MLE is 20 times slower than Tlasso.

Next, we evaluate the averaged estimation errors of precision matrices in Frobenius norm and max norm for the Tlasso and the P-MLE method. The direct Glasso method estimate the whole Kronecker product and hence can not produce the estimator for each precision matrix. Recall that, as we show in Theorem 3.5 and Theorem 3.9, the estimation error for the k -th precision matrix is $O_P(\sqrt{m_k(m_k + s_k) \log m_k / (nm)})$ in Frobenius norm and $O_P(\sqrt{m_k \log m_k / (nm)})$ in max norm, where $m = m_1 m_2 m_3$ in this example. These theoretical findings are supported by the numerical results in Figure 3. In particular, as sample size n increases from Scenario s1 to s2, the estimation errors in both Frobenius norm and max norm expectedly decrease. From Scenario s1 to s3, one dimension m_3 increases from 10 to 20, and other dimensions m_1, m_2 keep the same, in which case the averaged estimation error in max norm is decreasing, while the error in Frobenius norm increases

due to its additional $\sqrt{m_k + s_k}$ effect. Moreover, compared to the P-MLE method, the Tlasso demonstrates significant better performance in all three scenarios in terms of both Frobenius norm and max norm.

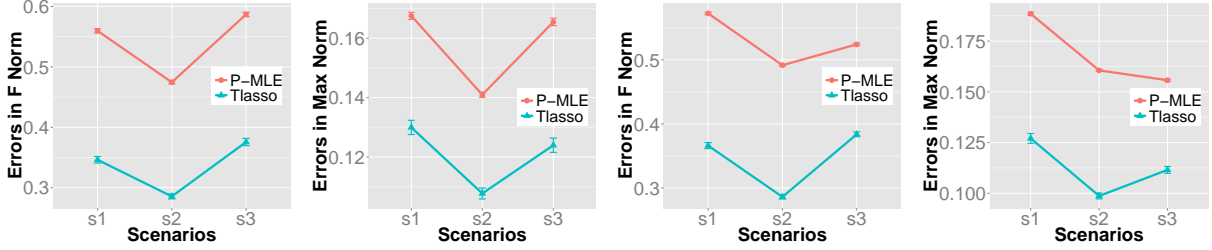


Figure 3: Averaged estimation errors of the precision matrices in Frobenius norm and max norm of each method in Simulations 1&2, respectively. The left two plots are for Simulation 1, and the right two are for Simulation 2.

From here, we turn to the numerical study of the proposed inference procedure. The estimation of precision matrices in the procedure is under the same setting as the former numerical study of the Tlasso algorithm with $T = 1$. Our test statistic is $\tilde{\tau}_{i,j}$. Similarly, we consider two simulations: triangle graph and nearest neighbor graph. In both simulations, we consider a third-order tensor, and the same three scenarios as above: Scenario **S1**, **S2**, and **S3**.

We first evaluate the performance of our test statistic. Figure 4 is the combination of QQ plot for fixed zero entry $[\Omega_1^*]_{6,1}$ in each scenario of two simulations. Some other zero entries have been selected and their simulation results are similar, so we only present the result of $[\Omega_1^*]_{6,1}$ in this section. Procedure in each scenario repeats 100 times. As shown in Figure 4, our test statistic behaves similarly to the standard normal random variable even when sample size is small or dimensionality is high. This is because our inference method fully utilizes the structure of tensor data.

We then evaluate the validity of our FDR control procedure. Table 1 contains FDP and power (in %) for the Kronecker product of precision matrices under FDR control. Oracle FDP is obtained by utilizing true covariance and precision matrices to construct test statistic, i.e., $\hat{\theta}_{i_1} = -[\Omega_1^*]_{i_1, i_1}^{-1} [\Omega_1^*]_{i_1, -i_1}$ and $\varpi^2 = m \cdot \|\Sigma_2\|_F^2 \cdots \|\Sigma_K\|_F^2 / (m_1 \cdot [\text{tr}(\Sigma_2)]^2 \cdots [\text{tr}(\Sigma_K)]^2)$. Each mode is controlled under the same pre-specific level $\nu = 0.1$ or 0.05 . Procedure in each scenario repeats 100 times. As show in Table 1, powers are one and FDPs are small under bad conditions, i.e, small sample size or large dimensionality. It implies that our inference method has superior support recovery performance. Due to the utilization the structure of tensor data, the difference between oracle and data-driven FDP decreases as sample size or dimensionality grows.

6 Discussion

In this paper, we propose a novel sparse tensor graphical model to analyze the graphical structure of the high-dimensional tensor data. An efficient Tlasso algorithm is proposed, which attains an estimator with minimax-optimal rate of convergence in estimation and consistent graph recovery

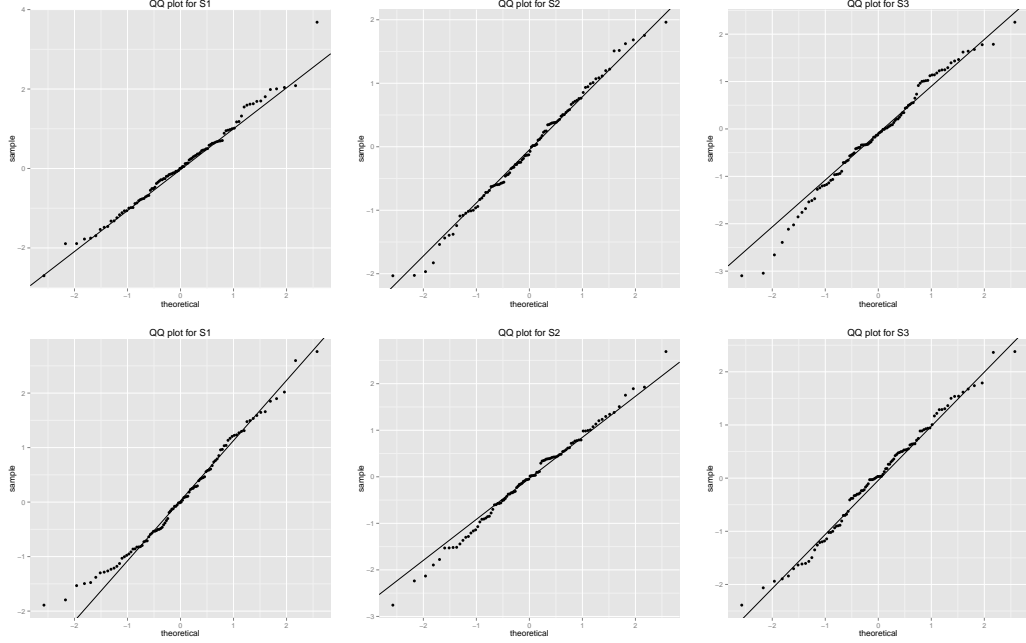


Figure 4: QQ plots for the fixed zero entry $[\Omega_1^*]_{6,1}$. From left column to right column is scenario 1, scenario 2 and scenario 3. The first row is simulation 1 and the second row is simulation 2.

in variable selection. The Tlasso is not only much faster than the competing approaches but also delivers superior estimation and graph recovery performance.

In the Tlasso algorithm, the graphical lasso penalty is applied for updating the precision matrix of each way of the tensor data. Lasso penalty is conceptually simple and computationally efficient. However, it is known to induce additional bias in the estimation procedure. In practice, other non-convex penalties, like SCAD (Fan and Li, 2001), MCP (Zhang, 2010), or Truncated ℓ_1 (Shen et al., 2012), are able to correct such bias. The optimization property of non-convex penalized high-dimensional model has been recently studied by Wang et al. (2014), which will enable the theoretical analysis of the sparse tensor graphical model with non-convex penalties.

Acknowledgement

Han Liu is grateful for the support of NSF CAREER Award DMS1454377, NSF IIS1408910, NSF IIS1332109, NIH R01MH102339, NIH R01GM083084, and NIH R01HG06841. Guang Cheng's research is sponsored by NSF CAREER Award DMS-1151692, NSF DMS-1418042, Simons Fellowship in Mathematics, Office of Naval Research (ONR N00014-15-1-2331) and a grant from Indiana Clinical and Translational Sciences Institute. Will Wei Sun was visiting Princeton and Guang Cheng was on sabbatical at Princeton while this work was carried out; Will Wei Sun and Guang Cheng would like to thank Princeton ORFE department for their hospitality and support.

Table 1: Empirical FDPs and powers (in %) for the inference of Kronecker product of precision matrices under FDR control.

v		Sim1			Sim2		
		s1	s2	s3	s1	s2	s3
(in %)		Empirical FDP (in %)					
10	oracle	14.9	14.8	13.5	13.0	13.1	15.2
	data-driven	14.4	14.9	13.8	13.8	13.6	15.4
5	oracle	7.1	7.3	7.0	7.1	6.7	7.6
	data-driven	6.5	7.7	6.6	7.3	6.6	7.9
		Empirical Power (in %)					
10	oracle	100.0	100.0	100.0	100.0	100.0	100.0
	data-driven	100.0	100.0	100.0	100.0	100.0	100.0
5	oracle	100.0	100.0	100.0	100.0	100.0	100.0
	data-driven	100.0	100.0	100.0	100.0	100.0	100.0

APPENDIX

In the appendix, we provide the proofs of our main theorems in §A, prove the key lemmas in §B, and list the auxiliary lemmas in §C.

A Proof of Main Theorems

Proof of Theorem 3.1: To ease the presentation, we show that Theorem 3.1 holds when $K = 3$. The proof can be easily generalized to the case with $K > 3$.

We first simplify the population log-likelihood function. Note that when $\mathcal{T} \sim \text{TN}(\mathbf{0}; \Sigma_1^*, \Sigma_2^*, \Sigma_3^*)$, Lemma 1 of He et al. (2014) implies that $\text{vec}(\mathcal{T}) \sim \text{N}(\text{vec}(\mathbf{0}); \Sigma_3^* \otimes \Sigma_2^* \otimes \Sigma_1^*)$. Therefore,

$$\begin{aligned} \mathbb{E}\{\text{tr}[\text{vec}(\mathcal{T})\text{vec}(\mathcal{T})^\top(\Omega_3 \otimes \Omega_2 \otimes \Omega_1)]\} &= \text{tr}[(\Sigma_3^* \otimes \Sigma_2^* \otimes \Sigma_1^*)(\Omega_3 \otimes \Omega_2 \otimes \Omega_1)] \\ &= \text{tr}(\Sigma_3^* \Omega_3) \text{tr}(\Sigma_2^* \Omega_2) \text{tr}(\Sigma_1^* \Omega_1), \end{aligned}$$

where the second equality is due to the properties of Kronecker product that $(\mathbf{A} \otimes \mathbf{B})(\mathbf{C} \otimes \mathbf{D}) = (\mathbf{AC}) \otimes (\mathbf{BD})$ and $\text{tr}(\mathbf{A} \otimes \mathbf{B}) = \text{tr}(\mathbf{A})\text{tr}(\mathbf{B})$. Therefore, the population log-likelihood function can be rewritten as

$$q(\Omega_1, \Omega_2, \Omega_3) = \frac{\text{tr}(\Sigma_3^* \Omega_3) \text{tr}(\Sigma_2^* \Omega_2) \text{tr}(\Sigma_1^* \Omega_1)}{m_1 m_2 m_3} - \frac{1}{m_1} \log |\Omega_1| - \frac{1}{m_2} \log |\Omega_2| - \frac{1}{m_3} \log |\Omega_3|.$$

Taking derivative of $q(\Omega_1, \Omega_2, \Omega_3)$ with respect to Ω_1 while fixing Ω_2 and Ω_3 , we have

$$\nabla_1 q(\Omega_1, \Omega_2, \Omega_3) = \frac{\text{tr}(\Sigma_3^* \Omega_3) \text{tr}(\Sigma_2^* \Omega_2)}{m_1 m_2 m_3} \Sigma_1^* - \frac{1}{m_1} \Omega_1^{-1}.$$

Setting it as zero leads to $\mathbf{\Omega}_1 = m_2 m_3 [\text{tr}(\mathbf{\Sigma}_3^* \mathbf{\Omega}_3) \text{tr}(\mathbf{\Sigma}_2^* \mathbf{\Omega}_2)]^{-1} \mathbf{\Omega}_1^*$. This is indeed a minimizer of $q(\mathbf{\Omega}_1, \mathbf{\Omega}_2, \mathbf{\Omega}_3)$ when fixing $\mathbf{\Omega}_2$ and $\mathbf{\Omega}_3$, since the second derivative $\nabla_1^2 q(\mathbf{\Omega}_1, \mathbf{\Omega}_2, \mathbf{\Omega}_3) = m_1^{-1} \mathbf{\Omega}_1^{-1} \otimes \mathbf{\Omega}_1^{-1}$ is positive definite. Therefore, we have

$$M_1(\mathbf{\Omega}_2, \mathbf{\Omega}_3) = \frac{m_2 m_3}{\text{tr}(\mathbf{\Sigma}_3^* \mathbf{\Omega}_3) \text{tr}(\mathbf{\Sigma}_2^* \mathbf{\Omega}_2)} \mathbf{\Omega}_1^*. \quad (\text{A.1})$$

Therefore, $M_1(\mathbf{\Omega}_2, \mathbf{\Omega}_3)$ equals to the true parameter $\mathbf{\Omega}_1^*$ up to a constant. The computations of $M_2(\mathbf{\Omega}_1, \mathbf{\Omega}_3)$ and $M_3(\mathbf{\Omega}_1, \mathbf{\Omega}_2)$ follow from the same argument. This ends the proof of Theorem 3.1. ■

Proof of Theorem 3.4: To ease the presentation, we show that (3.5) holds when $K = 3$. The proof of the case when $K > 3$ is similar. We focus on the proof of the statistical error for the sample minimization function $\widehat{M}_1(\mathbf{\Omega}_2, \mathbf{\Omega}_3)$.

By definition, $\widehat{M}_1(\mathbf{\Omega}_2, \mathbf{\Omega}_3) = \text{argmin}_{\mathbf{\Omega}_1} q_n(\mathbf{\Omega}_1, \mathbf{\Omega}_2, \mathbf{\Omega}_3) = \text{argmin}_{\mathbf{\Omega}_1} L(\mathbf{\Omega}_1)$, where

$$L(\mathbf{\Omega}_1) = \frac{1}{m_1} \text{tr}(\mathbf{S}_1 \mathbf{\Omega}_1) - \frac{1}{m_1} \log |\mathbf{\Omega}_1| + \lambda_1 \|\mathbf{\Omega}_1\|_{1, \text{off}},$$

with the sample covariance matrix

$$\mathbf{S}_1 = \frac{1}{m_2 m_3 n} \sum_{i=1}^n \mathbf{V}_i \mathbf{V}_i^\top \text{ with } \mathbf{V}_i = [\mathcal{T}_i \times \{\mathbf{1}_{m_1}, \mathbf{\Omega}_2^{1/2}, \mathbf{\Omega}_3^{1/2}\}]_{(1)}.$$

For some constant $H > 0$, we define the set of convergence

$$\mathbb{A} := \left\{ \mathbf{\Delta} \in \mathbb{R}^{m_1 \times m_1} : \mathbf{\Delta} = \mathbf{\Delta}^\top, \|\mathbf{\Delta}\|_F = H \sqrt{\frac{(m_1 + s_1) \log m_1}{n m_2 m_3}} \right\}.$$

The key idea is to show that

$$\inf_{\mathbf{\Delta} \in \mathbb{A}} \{L(M_1(\mathbf{\Omega}_2, \mathbf{\Omega}_3) + \mathbf{\Delta}) - L(M_1(\mathbf{\Omega}_2, \mathbf{\Omega}_3))\} > 0, \quad (\text{A.2})$$

with high probability. To understand it, note that the function $L(M_1(\mathbf{\Omega}_2, \mathbf{\Omega}_3) + \mathbf{\Delta}) - L(M_1(\mathbf{\Omega}_2, \mathbf{\Omega}_3))$ is convex in $\mathbf{\Delta}$. In addition, since $\widehat{M}_1(\mathbf{\Omega}_2, \mathbf{\Omega}_3)$ minimizes $L(\mathbf{\Omega}_1)$, we have

$$L(\widehat{M}_1(\mathbf{\Omega}_2, \mathbf{\Omega}_3)) - L(M_1(\mathbf{\Omega}_2, \mathbf{\Omega}_3)) \leq L(M_1(\mathbf{\Omega}_2, \mathbf{\Omega}_3)) - L(M_1(\mathbf{\Omega}_2, \mathbf{\Omega}_3)) = 0.$$

If we can show (A.2), then the minimizer $\widehat{\mathbf{\Delta}} = \widehat{M}_1(\mathbf{\Omega}_2, \mathbf{\Omega}_3) - M_1(\mathbf{\Omega}_2, \mathbf{\Omega}_3)$ must be within the interior of the ball defined by \mathbb{A} , and hence $\|\widehat{\mathbf{\Delta}}\|_F \leq H \sqrt{(m_1 + s_1) \log m_1 / (n m_2 m_3)}$. Similar technique is applied in vector-valued graphical model literature (Fan et al., 2009).

To show (A.2), we first decompose $L(M_1(\mathbf{\Omega}_2, \mathbf{\Omega}_3) + \mathbf{\Delta}) - L(M_1(\mathbf{\Omega}_2, \mathbf{\Omega}_3)) = I_1 + I_2 + I_3$, where

$$\begin{aligned} I_1 &:= \frac{1}{m_1} \text{tr}(\mathbf{\Delta} \mathbf{S}_1) - \frac{1}{m_1} \{ \log |M_1(\mathbf{\Omega}_2, \mathbf{\Omega}_3) + \mathbf{\Delta}| - \log |M_1(\mathbf{\Omega}_2, \mathbf{\Omega}_3)| \}, \\ I_2 &:= \lambda_1 \{ \| [M_1(\mathbf{\Omega}_2, \mathbf{\Omega}_3) + \mathbf{\Delta}]_{\mathbf{S}_1} \|_1 - \| [M_1(\mathbf{\Omega}_2, \mathbf{\Omega}_3)]_{\mathbf{S}_1} \|_1 \}, \\ I_3 &:= \lambda_1 \{ \| [M_1(\mathbf{\Omega}_2, \mathbf{\Omega}_3) + \mathbf{\Delta}]_{\mathbf{S}_1^c} \|_1 - \| [M_1(\mathbf{\Omega}_2, \mathbf{\Omega}_3)]_{\mathbf{S}_1^c} \|_1 \}. \end{aligned}$$

It is sufficient to show $I_1 + I_2 + I_3 > 0$ with high probability. To simplify the term I_1 , we employ the Taylor expansion of $f(t) = \log |M_1(\mathbf{\Omega}_2, \mathbf{\Omega}_3) + t\mathbf{\Delta}|$ at $t = 0$ to obtain

$$\begin{aligned} & \log |M_1(\mathbf{\Omega}_2, \mathbf{\Omega}_3) + \mathbf{\Delta}| - \log |M_1(\mathbf{\Omega}_2, \mathbf{\Omega}_3)| \\ &= \text{tr}\{[M_1(\mathbf{\Omega}_2, \mathbf{\Omega}_3)]^{-1}\mathbf{\Delta}\} - [\text{vec}(\mathbf{\Delta})]^\top \left[\int_0^1 (1-\nu)\mathbf{M}_\nu^{-1} \otimes \mathbf{M}_\nu^{-1} d\nu \right] \text{vec}(\mathbf{\Delta}), \end{aligned}$$

where $\mathbf{M}_\nu := M_1(\mathbf{\Omega}_2, \mathbf{\Omega}_3) + \nu\mathbf{\Delta} \in \mathbb{R}^{m_1 \times m_1}$. This leads to

$$I_1 = \underbrace{\frac{1}{m_1} \text{tr}(\{\mathbf{S}_1 - [M_1(\mathbf{\Omega}_2, \mathbf{\Omega}_3)]^{-1}\}\mathbf{\Delta})}_{I_{11}} + \underbrace{\frac{1}{m_1} [\text{vec}(\mathbf{\Delta})]^\top \left[\int_0^1 (1-\nu)\mathbf{M}_\nu^{-1} \otimes \mathbf{M}_\nu^{-1} d\nu \right] \text{vec}(\mathbf{\Delta})}_{I_{12}}.$$

For two symmetric matrices \mathbf{A}, \mathbf{B} , it is easy to see that $|\text{tr}(\mathbf{AB})| = |\sum_{i,j} \mathbf{A}_{i,j} \mathbf{B}_{i,j}|$. Based on this observation, we decompose I_{11} into two parts: those in the set $\mathbb{S}_1 = \{(i, j) : [\mathbf{\Omega}_1^*]_{i,j} \neq 0\}$ and those not in \mathbb{S}_1 . That is, $|I_{11}| \leq I_{111} + I_{112}$, where

$$\begin{aligned} I_{111} &:= \frac{1}{m_1} \left| \sum_{(i,j) \in \mathbb{S}_1} \{\mathbf{S}_1 - [M_1(\mathbf{\Omega}_2, \mathbf{\Omega}_3)]^{-1}\}_{i,j} \mathbf{\Delta}_{i,j} \right|, \\ I_{112} &:= \frac{1}{m_1} \left| \sum_{(i,j) \notin \mathbb{S}_1} \{\mathbf{S}_1 - [M_1(\mathbf{\Omega}_2, \mathbf{\Omega}_3)]^{-1}\}_{i,j} \mathbf{\Delta}_{i,j} \right|. \end{aligned}$$

Bound I_{111} : For two matrices \mathbf{A}, \mathbf{B} and a set \mathbb{S} , we have

$$\left| \sum_{(i,j) \in \mathbb{S}} \mathbf{A}_{i,j} \mathbf{B}_{i,j} \right| \leq \max_{i,j} |\mathbf{A}_{i,j}| \left| \sum_{(i,j) \in \mathbb{S}} \mathbf{B}_{i,j} \right| \leq \sqrt{|\mathbb{S}|} \max_{i,j} |\mathbf{A}_{i,j}| \|\mathbf{B}\|_F,$$

where the second inequality is due to the Cauchy-Schwarz inequality and the fact that $\sum_{(i,j) \in \mathbb{S}} \mathbf{B}_{i,j}^2 \leq \|\mathbf{B}\|_F^2$. Therefore, we have

$$\begin{aligned} I_{111} &\leq \frac{\sqrt{s_1 + m_1}}{m_1} \cdot \max_{i,j} \left| \{\mathbf{S}_1 - [M_1(\mathbf{\Omega}_2, \mathbf{\Omega}_3)]^{-1}\}_{i,j} \right| \|\mathbf{\Delta}\|_F \\ &\leq C \sqrt{\frac{(m_1 + s_1) \log m_1}{nm_1^2 m_2 m_3}} \|\mathbf{\Delta}\|_F = \frac{CH \cdot (m_1 + s_1) \log m_1}{nm_1 m_2 m_3}, \end{aligned} \quad (\text{A.3})$$

where (A.3) is from Lemma B.2, the definition of $M_1(\mathbf{\Omega}_2, \mathbf{\Omega}_3)$ in (A.1), and the fact that $\mathbf{\Delta} \in \mathbb{A}$.

Bound I_{12} : For any vector $\mathbf{v} \in \mathbb{R}^p$ and any matrix $\mathbf{A} \in \mathbb{R}^{p \times p}$, the variational form of Rayleigh quotients implies $\lambda_{\min}(\mathbf{A}) = \min_{\|\mathbf{x}\|=1} \mathbf{x}^\top \mathbf{A} \mathbf{x}$ and hence $\lambda_{\min}(\mathbf{A}) \|\mathbf{v}\|^2 \leq \mathbf{v}^\top \mathbf{A} \mathbf{v}$. Setting $\mathbf{v} = \text{vec}(\mathbf{\Delta})$ and $\mathbf{A} = \int_0^1 (1-\nu)\mathbf{M}_\nu^{-1} \otimes \mathbf{M}_\nu^{-1} d\nu$ leads to

$$I_{12} \geq \frac{1}{m_1} \|\text{vec}(\mathbf{\Delta})\|_2^2 \int_0^1 (1-\nu) \lambda_{\min}(\mathbf{M}_\nu^{-1} \otimes \mathbf{M}_\nu^{-1}) d\nu.$$

Moreover, by the property of Kronecker product, we have

$$\lambda_{\min}(\mathbf{M}_\nu^{-1} \otimes \mathbf{M}_\nu^{-1}) = [\lambda_{\min}(\mathbf{M}_\nu^{-1})]^2 = [\lambda_{\max}(\mathbf{M}_\nu)]^{-2}.$$

In addition, by definition, $\mathbf{M}_\nu = M_1(\mathbf{\Omega}_2, \mathbf{\Omega}_3) + \nu \mathbf{\Delta}$, and hence we have

$$\lambda_{\max}[M_1(\mathbf{\Omega}_2, \mathbf{\Omega}_3) + \nu \mathbf{\Delta}] \leq \lambda_{\max}[M_1(\mathbf{\Omega}_2, \mathbf{\Omega}_3)] + \lambda_{\max}(\nu \mathbf{\Delta}).$$

Therefore, we can bound I_{12} from below, that is,

$$\begin{aligned} I_{12} &\geq \frac{\|\text{vec}(\mathbf{\Delta})\|_2^2}{2m_1} \min_{0 \leq \nu \leq 1} [\lambda_{\max}[M_1(\mathbf{\Omega}_2, \mathbf{\Omega}_3)] + \lambda_{\max}(\nu \mathbf{\Delta})]^{-2} \\ &\geq \frac{\|\text{vec}(\mathbf{\Delta})\|_2^2}{2m_1} [\|M_1(\mathbf{\Omega}_2, \mathbf{\Omega}_3)\|_2 + \|\mathbf{\Delta}\|_2]^{-2}. \end{aligned}$$

On the boundary of \mathbb{A} , it holds that $\|\mathbf{\Delta}\|_2 \leq \|\mathbf{\Delta}\|_F = o(1)$. Moreover, according to (A.1), we have

$$\|M_1(\mathbf{\Omega}_2, \mathbf{\Omega}_3)\|_2 = \left| \frac{m_2 m_3}{\text{tr}(\mathbf{\Sigma}_3^* \mathbf{\Omega}_3) \text{tr}(\mathbf{\Sigma}_2^* \mathbf{\Omega}_2)} \right| \|\mathbf{\Omega}_1^*\|_2 \leq \frac{100}{81} \|\mathbf{\Sigma}_1^*\|_2 \leq \frac{1.5}{C_1}, \quad (\text{A.4})$$

where the first inequality is due to

$$\begin{aligned} \text{tr}(\mathbf{\Sigma}_3^* \mathbf{\Omega}_3) &= \text{tr}[\mathbf{\Sigma}_3^* (\mathbf{\Omega}_3 - \mathbf{\Omega}_3^*) + \mathbf{1}_{m_3}] \geq m_3 - |\text{tr}[\mathbf{\Sigma}_3^* (\mathbf{\Omega}_3 - \mathbf{\Omega}_3^*)]| \\ &\geq m_3 - \|\mathbf{\Sigma}_3^*\|_F \|\mathbf{\Omega}_3 - \mathbf{\Omega}_3^*\|_F \geq m_3 (1 - \alpha \|\mathbf{\Sigma}_3^*\|_2 / \sqrt{m_3}) \geq 0.9m_3, \end{aligned}$$

for sufficiently large m_3 . Similarly, it holds that $\text{tr}(\mathbf{\Sigma}_2^* \mathbf{\Omega}_2) \geq 0.9m_2$. The second inequality in (A.4) is due to Condition 3.2. This together with the fact that $\|\text{vec}(\mathbf{\Delta})\|_2 = \|\mathbf{\Delta}\|_F = o(1) \leq 0.5/C_1$ for sufficiently large n imply that

$$I_{12} \geq \frac{\|\text{vec}(\mathbf{\Delta})\|_2^2}{2m_1} \left(\frac{C_1}{2} \right)^2 = \frac{C_1^2 H^2}{8} \cdot \frac{(m_1 + s_1) \log m_1}{nm_1 m_2 m_3}, \quad (\text{A.5})$$

which dominates the term I_{111} for sufficiently large H .

Bound I_2 : To bound I_2 , we apply the triangle inequality and then connect the ℓ_1 matrix norm with its Frobenius norm to obtain the final bound. Specifically, we have

$$|I_2| \leq \lambda_1 \|[\mathbf{\Delta}]_{\mathbb{S}_1}\|_1 = \lambda_1 \sum_{(i,j) \in \mathbb{S}_1} |\mathbf{\Delta}_{i,j}| \leq \lambda_1 \sqrt{(s_1 + m_1) \sum_{(i,j) \in \mathbb{S}_1} \mathbf{\Delta}_{i,j}^2} \leq \lambda_1 \sqrt{s_1 + m_1} \|\mathbf{\Delta}\|_F,$$

where the first inequality is from triangle inequality, the second inequality is due to the Cauchy-Schwarz inequality by noting that $s_1 = |\mathbb{S}_1| - m_1$, and the last inequality is due to the definition of Frobenius norm. By Condition 3.3, $\lambda_1 \leq C_2 \sqrt{\log m_1 / (nm_1^2 m_2 m_3)}$. Therefore,

$$|I_2| \leq C_2 H \cdot \frac{(m_1 + s_1) \log m_1}{nm_1 m_2 m_3},$$

which is dominated by I_{12} for sufficiently large H according to (A.5).

Bound $I_3 - |I_{112}|$: We show $I_3 - |I_{112}| > 0$. According to (A.1), we have that $M_1(\mathbf{\Omega}_2, \mathbf{\Omega}_3)$ equals $\mathbf{\Omega}_1^*$ up to a non-zero coefficient. Therefore, for any entry $(i, j) \in \mathbb{S}_1^c$, we have $[M_1(\mathbf{\Omega}_2, \mathbf{\Omega}_3)]_{i,j} = 0$. This implies that

$$I_3 = \lambda_1 \sum_{(i,j) \in \mathbb{S}_1^c} \{ |[M_1(\mathbf{\Omega}_2, \mathbf{\Omega}_3)]_{i,j} + \mathbf{\Delta}_{i,j}| - |[M_1(\mathbf{\Omega}_2, \mathbf{\Omega}_3)]_{i,j}| \} = \lambda_1 \sum_{(i,j) \in \mathbb{S}_1^c} |\mathbf{\Delta}_{i,j}|.$$

This together with the expression of I_{112} and the bound in Lemma B.2 leads to

$$\begin{aligned} I_3 - I_{112} &= \sum_{(i,j) \in \mathbb{S}_1^c} \left\{ \lambda_1 - m_1^{-1} \{ \mathbf{S}_1 - [M_1(\boldsymbol{\Omega}_2, \boldsymbol{\Omega}_3)]^{-1} \}_{i,j} \right\} |\boldsymbol{\Delta}_{i,j}| \\ &\geq \left(\lambda_1 - C \sqrt{\frac{\log m_1}{nm_1^2 m_2 m_3}} \right) \sum_{(i,j) \in \mathbb{S}_1^c} |\boldsymbol{\Delta}_{i,j}| > 0, \end{aligned}$$

as long as $1/C_2 > C$ for some constant C , which is valid for sufficient small C_2 in Condition 3.3.

Combining all these bounds together, we have, for any $\boldsymbol{\Delta} \in \mathbb{A}$, with high probability,

$$L(M_1(\boldsymbol{\Omega}_2, \boldsymbol{\Omega}_3) + \boldsymbol{\Delta}) - L(M_1(\boldsymbol{\Omega}_2, \boldsymbol{\Omega}_3)) \geq I_{12} - I_{111} - |I_2| + I_3 - I_{112} > 0,$$

which ends the proof Theorem 3.4. ■

Proof of Theorem 3.5: We show it by connecting the one-step convergence result in Theorem 3.1 and the statistical error result in Theorem 3.4. We show the case when $K = 3$. The proof of the $K > 3$ case is similar. We focus on the proof of the estimation error $\|\widehat{\boldsymbol{\Omega}}_1 - \boldsymbol{\Omega}_1^*\|_F$.

To ease the presentation, in the following derivation we remove the superscript in the initializations $\boldsymbol{\Omega}_2^{(0)}$ and $\boldsymbol{\Omega}_3^{(0)}$ and use $\boldsymbol{\Omega}_2$ and $\boldsymbol{\Omega}_3$ instead. According to the procedure in Algorithm 1, we have

$$\begin{aligned} \|\widehat{\boldsymbol{\Omega}}_1 - \boldsymbol{\Omega}_1^*\|_F &= \left\| \frac{\widehat{M}_1(\boldsymbol{\Omega}_2, \boldsymbol{\Omega}_3)}{\|\widehat{M}_1(\boldsymbol{\Omega}_2, \boldsymbol{\Omega}_3)\|_F} - \frac{M_1(\boldsymbol{\Omega}_2, \boldsymbol{\Omega}_3)}{\|M_1(\boldsymbol{\Omega}_2, \boldsymbol{\Omega}_3)\|_F} \right\|_F \\ &\leq \left\| \frac{\widehat{M}_1(\boldsymbol{\Omega}_2, \boldsymbol{\Omega}_3)}{\|\widehat{M}_1(\boldsymbol{\Omega}_2, \boldsymbol{\Omega}_3)\|_F} - \frac{M_1(\boldsymbol{\Omega}_2, \boldsymbol{\Omega}_3)}{\|\widehat{M}_1(\boldsymbol{\Omega}_2, \boldsymbol{\Omega}_3)\|_F} \right\|_F + \left\| \frac{M_1(\boldsymbol{\Omega}_2, \boldsymbol{\Omega}_3)}{\|\widehat{M}_1(\boldsymbol{\Omega}_2, \boldsymbol{\Omega}_3)\|_F} - \frac{M_1(\boldsymbol{\Omega}_2, \boldsymbol{\Omega}_3)}{\|M_1(\boldsymbol{\Omega}_2, \boldsymbol{\Omega}_3)\|_F} \right\|_F \\ &\leq \frac{2}{\|\widehat{M}_1(\boldsymbol{\Omega}_2, \boldsymbol{\Omega}_3)\|_F} \|\widehat{M}_1(\boldsymbol{\Omega}_2, \boldsymbol{\Omega}_3) - M_1(\boldsymbol{\Omega}_2, \boldsymbol{\Omega}_3)\|_F, \end{aligned}$$

where the last inequality is due to the triangle inequality $\|a\| - \|b\| \leq \|a - b\|$ and the summation of two parts. We next bound $\|\widehat{M}_1(\boldsymbol{\Omega}_2, \boldsymbol{\Omega}_3)\|_F$. By triangle inequality,

$$\|\widehat{M}_1(\boldsymbol{\Omega}_2, \boldsymbol{\Omega}_3)\|_F \geq \|M_1(\boldsymbol{\Omega}_2, \boldsymbol{\Omega}_3)\|_F - \|M_1(\boldsymbol{\Omega}_2, \boldsymbol{\Omega}_3) - \widehat{M}_1(\boldsymbol{\Omega}_2, \boldsymbol{\Omega}_3)\|_F \geq 2^{-1} \|M_1(\boldsymbol{\Omega}_2, \boldsymbol{\Omega}_3)\|_F,$$

since $\|M_1(\boldsymbol{\Omega}_2, \boldsymbol{\Omega}_3) - \widehat{M}_1(\boldsymbol{\Omega}_2, \boldsymbol{\Omega}_3)\|_F = o_P(1)$ as shown in Theorem 3.4. Moreover, by the Cauchy-Schwarz inequality, we have

$$\text{tr}(\boldsymbol{\Sigma}_2^* \boldsymbol{\Omega}_2) \leq \|\boldsymbol{\Sigma}_2^*\|_F \|\boldsymbol{\Omega}_2\|_F \leq m_2 \|\boldsymbol{\Sigma}_2^*\|_2 \|\boldsymbol{\Omega}_2\|_2 \leq 2m_2/C_1,$$

due to Condition 3.2 and the fact that $\boldsymbol{\Omega}_2 \in \mathbb{B}(\boldsymbol{\Omega}_2^*)$. Similarly, we have $\text{tr}(\boldsymbol{\Sigma}_3^* \boldsymbol{\Omega}_3) \leq 2m_3/C_1$. This together with the expression of $M_1(\boldsymbol{\Omega}_2, \boldsymbol{\Omega}_3)$ in (A.1) imply that $\|\widehat{M}_1(\boldsymbol{\Omega}_2, \boldsymbol{\Omega}_3)\|_F \geq C_1^2/4$ and hence

$$\|\widehat{\boldsymbol{\Omega}}_1 - \boldsymbol{\Omega}_1^*\|_F \leq \frac{8}{C_1^2} \|\widehat{M}_1(\boldsymbol{\Omega}_2, \boldsymbol{\Omega}_3) - M_1(\boldsymbol{\Omega}_2, \boldsymbol{\Omega}_3)\|_F = O_P \left(\sqrt{\frac{m_1(m_1 + s_1) \log m_1}{nm_1 m_2 m_3}} \right),$$

according to Theorem 3.4. This ends the proof Theorem 3.5. ■

Proof of Theorem 3.9: We prove it by transferring the optimization problem to an equivalent primal-dual problem and then applying the convergence results of Ravikumar et al. (2011) to obtain the desirable rate of convergence.

Given the sample covariance matrix $\widehat{\mathbf{S}}_k$ defined in Lemma B.3, according to (2.3), for each $k = 1, \dots, K$, the optimization problem has a unique solution $\widehat{\boldsymbol{\Omega}}_k$ which satisfies the following Karush-Kuhn-Tucker (KKT) conditions

$$\widehat{\mathbf{S}}_k - \widehat{\boldsymbol{\Omega}}_k + m_k \lambda_k \widehat{\mathbf{Z}}_k = 0, \quad (\text{A.6})$$

where $\widehat{\mathbf{Z}}_k \in \mathbb{R}^{m_k \times m_k}$ belongs to the sub-differential of $\|\boldsymbol{\Omega}_k\|_{1,\text{off}}$ evaluated at $\widehat{\boldsymbol{\Omega}}_k$, that is,

$$[\widehat{\mathbf{Z}}_k]_{i,j} := \begin{cases} 0, & \text{if } i = j \\ \text{sign}([\widehat{\boldsymbol{\Omega}}_k]_{i,j}) & \text{if } i \neq j \text{ and } [\widehat{\boldsymbol{\Omega}}_k]_{i,j} \neq 0 \\ \in [-1, +1] & \text{if } i \neq j \text{ and } [\widehat{\boldsymbol{\Omega}}_k]_{i,j} = 0. \end{cases}$$

Following Ravikumar et al. (2011), we construct the primary-dual witness solution $(\widetilde{\boldsymbol{\Omega}}_k, \widetilde{\mathbf{Z}}_k)$ such that

$$\widetilde{\boldsymbol{\Omega}}_k := \underset{\boldsymbol{\Omega}_k \succ 0, \boldsymbol{\Omega}_k = \boldsymbol{\Omega}_k^\top, [\boldsymbol{\Omega}_k]_{\mathbb{S}_k^c} = 0}{\text{argmin}} \left\{ \text{tr}(\widehat{\mathbf{S}}_k \boldsymbol{\Omega}_k) - \log |\boldsymbol{\Omega}_k| + m_k \lambda_k \|\boldsymbol{\Omega}_k\|_{1,\text{off}} \right\},$$

where the set \mathbb{S}_k refers to the set of true non-zero edges of $\boldsymbol{\Omega}_k^*$. Therefore, by construction, the support of the dual estimator $\widetilde{\boldsymbol{\Omega}}_k$ is a subset of the true support, i.e., $\text{supp}(\widetilde{\boldsymbol{\Omega}}_k) \subseteq \text{supp}(\boldsymbol{\Omega}_k^*)$. We then construct $\widetilde{\mathbf{Z}}_k$ as the sub-differential $\widehat{\mathbf{Z}}_k$ and then for each $(i, j) \in \mathbb{S}_k^c$, we replace $[\widetilde{\mathbf{Z}}_k]_{i,j}$ with $([\widetilde{\boldsymbol{\Omega}}_k^{-1}]_{i,j} - [\widehat{\mathbf{S}}_k]_{i,j})/(m_k \lambda_k)$ to ensure that $(\widetilde{\boldsymbol{\Omega}}_k, \widetilde{\mathbf{Z}}_k)$ satisfies the optimality condition (A.6).

Denote $\boldsymbol{\Delta} := \widetilde{\boldsymbol{\Omega}}_k - \boldsymbol{\Omega}_k^*$ and $R(\boldsymbol{\Delta}) := \widetilde{\boldsymbol{\Omega}}_k^{-1} - \boldsymbol{\Omega}_k^{*-1} + \boldsymbol{\Omega}_k^{*-1} \boldsymbol{\Delta} \widetilde{\boldsymbol{\Omega}}_k^{-1}$. According to Lemma 4 of Ravikumar et al. (2011), in order to show the strict dual feasibility $\widetilde{\boldsymbol{\Omega}}_k = \widehat{\boldsymbol{\Omega}}_k$, it is sufficient to prove

$$\max\{\|\widehat{\mathbf{S}}_k - \boldsymbol{\Sigma}_k^*\|_\infty, \|R(\boldsymbol{\Delta})\|_\infty\} \leq \frac{\alpha_k m_k \lambda_k}{8},$$

with α_k defined in Condition 3.7. As assumed in Condition 3.3, the tuning parameter satisfies $1/C_2 \sqrt{\log m_k / (nm m_k)} \leq \lambda_k \leq C_2 \sqrt{\log m_k / (nm m_k)}$ for some constant $C_2 > 0$ and hence $\alpha_k m_k \lambda_k / 8 \geq C_3 \sqrt{m_k \log m_k / (nm)}$ for some constant $C_3 > 0$.

In addition, according to Lemma B.3, we have

$$\|\widehat{\mathbf{S}}_k - \boldsymbol{\Sigma}_k^*\|_\infty = O_P \left(\max_{j=1, \dots, K} \sqrt{\frac{(m_j + s_j) \log m_j}{nm}} \right).$$

Under the assumption that $s_j = O(m_j)$ for $j = 1, \dots, K$ and $m_1 \asymp m_2 \asymp \dots \asymp m_K$, we have

$$\|\widehat{\mathbf{S}}_k - \boldsymbol{\Sigma}_k^*\|_\infty = O_P \left(\sqrt{\frac{m_k \log m_k}{nm}} \right).$$

Therefore, there exists a sufficiently small constant C_2 such that $\|\widehat{\mathbf{S}}_k - \boldsymbol{\Sigma}_k^*\|_\infty \leq \alpha_k m_k \lambda_k / 8$.

Moreover, according to Lemma 5 of Ravikumar et al. (2011), $\|R(\Delta)\|_\infty \leq 1.5d_k\|\Delta\|_\infty^2\kappa_{\Sigma_k^*}^3$ as long as $\|\Delta\|_\infty \leq (3\kappa_{\Sigma_k^*}d_k)^{-1}$. According to Lemma 6 of Ravikumar et al. (2011), if we can show

$$r := 2\kappa_{\Gamma_k^*}(\|\widehat{\mathbf{S}}_k - \Sigma_k^*\|_\infty + m_k\lambda_k) \leq \min\left\{\frac{1}{3\kappa_{\Sigma_k^*}d_k}, \frac{1}{\kappa_{\Sigma_k^*}^3\kappa_{\Gamma_k^*}d_k}\right\},$$

then we have $\|\Delta\|_\infty \leq r$. By Condition 3.8, $\kappa_{\Gamma_k^*}$ and $\kappa_{\Sigma_k^*}$ are bounded. Therefore, $\|\widehat{\mathbf{S}}_k - \Sigma_k^*\|_\infty + m_k\lambda_k$ is in the same order of $\sqrt{m_k \log m_k / (nm)}$, which is in a smaller order of d_k^{-1} by the assumption of d_k in Condition 3.8. Therefore, we have shown that $\|R(\Delta)\|_\infty \leq m_k\lambda_k$ for a sufficiently small constant C_2 .

Combining above two bounds, we achieve the strict dual feasibility $\widetilde{\Omega}_k = \widehat{\Omega}_k$. Therefore, we have $\text{supp}(\widehat{\Omega}_k) \subseteq \text{supp}(\Omega_k^*)$ and moreover,

$$\|\widehat{\Omega}_k - \Omega_k^*\|_\infty = \|\Delta\|_\infty = O_P\left(\sqrt{\frac{m_k \log m_k}{nm}}\right).$$

This ends the proof of Theorem 3.9. ■

Proof of Theorem 4.1: To ease the presentation, we show that Theorem 4.1 holds when $K = 3$. The proof can easily be generalized to the case with $K > 3$.

We prove it by first deriving the limiting distribution of bias-corrected sample covariance, then applying the convergence result of variance correction term in Lemma B.8 to scale the distribution into standard normal.

Lemma B.4 gives the expression of bias-corrected sample covariance

$$\begin{aligned} \widehat{\varrho}_{i,j} + \mu_{i,j} = & -b_{ij} \frac{[\Omega_1^*]_{i,j}}{[\Omega_1^*]_{i,i}[\Omega_1^*]_{j,j}} + \frac{1}{(n-1)m_2m_3} \sum_{l=1}^n \sum_{i_2=1}^{m_2} \sum_{i_3=1}^{m_3} (\widetilde{\xi}_{l;i,i_2,i_3} \widetilde{\xi}_{l;j,i_2,i_3} - \mathbb{E} \widetilde{\xi}_{l;i,i_2,i_3} \widetilde{\xi}_{l;j,i_2,i_3}) \\ & + O_P((a_{n1}^2 + a_{n1} + 1) \sqrt{\frac{\log m_1}{nm_2m_3}} + a_{n2}^2) \end{aligned} \quad (\text{A.7})$$

Lemma B.7 (i) implies the limiting distribution of the second term in (A.7)

$$\frac{\sum_{l=1}^n \sum_{i_2=1}^{m_2} \sum_{i_3=1}^{m_3} (\widetilde{\xi}_{l;i,i_2,i_3} \widetilde{\xi}_{l;j,i_2,i_3} - \mathbb{E} \widetilde{\xi}_{l;i,i_2,i_3} \widetilde{\xi}_{l;j,i_2,i_3})}{\sqrt{(n-1)\|\Sigma_2^*\|_F^2 \|\Sigma_3^*\|_F^2}} \rightarrow N(0; \frac{1}{[\Omega_1^*]_{i,i}[\Omega_1^*]_{j,j}} + \frac{([\Omega_1^*]_{i,j})^2}{([\Omega_1^*]_{i,i}[\Omega_1^*]_{j,j})^2}),$$

in distribution as $nm_2m_3 \rightarrow \infty$. Therefore, the limiting distribution of $\widehat{\varrho}_{i,j} + \mu_{i,j}$ is

$$\frac{\sqrt{n-1}m_2m_3(\widehat{\varrho}_{i,j} + \mu_{i,j} + b_{ij} \frac{[\Omega_1^*]_{i,j}}{[\Omega_1^*]_{i,i}[\Omega_1^*]_{j,j}})}{\sqrt{\|\Sigma_2^*\|_F^2 \|\Sigma_3^*\|_F^2}} \rightarrow N\left(0; \frac{1}{[\Omega_1^*]_{i,i}[\Omega_1^*]_{j,j}} + \frac{([\Omega_1^*]_{i,j})^2}{([\Omega_1^*]_{i,i}[\Omega_1^*]_{j,j})^2}\right), \quad (\text{A.8})$$

in distribution as $nm_2m_3 \rightarrow \infty$.

To scale (A.8) into standard normal distribution under null hypothesis, an approximation of $\{[\mathbf{\Omega}_1^*]_{i,i}\}_{i=1}^{m_1}$ is required. (B.26) implies that

$$\hat{q}_{i,i} = \frac{1}{(n-1)m_2m_3} \sum_{l=1}^n \sum_{i_2=1}^{m_2} \sum_{i_3=1}^{m_3} (\tilde{\xi}_{l;j,i_2,i_3})^2 + O_P((a_{n1}^2 + a_{n1})\sqrt{\frac{\log m_1}{nm_2m_3}} + a_{n2}^2). \quad (\text{A.9})$$

Lemma B.7 (ii) implies that

$$\max_{i,j \in \{1, \dots, m_1\}} \left| \frac{1}{(n-1)m_2m_3} \sum_{l=1}^n \sum_{i_2=1}^{m_2} \sum_{i_3=1}^{m_3} (\tilde{\xi}_{l;j,i_2,i_3})^2 - \frac{\text{tr}(\mathbf{\Sigma}_2^*) \text{tr}(\mathbf{\Sigma}_3^*)}{m_2m_3[\mathbf{\Omega}_1^*]_{i,i}} \right| = O_P\left(\sqrt{\frac{\log m_1}{nm/m_1}}\right). \quad (\text{A.10})$$

Combining (A.9) and (A.10), we have

$$\hat{q}_{i,i} - \frac{\text{tr}(\mathbf{\Sigma}_2^*) \text{tr}(\mathbf{\Sigma}_3^*)}{m_2m_3[\mathbf{\Omega}_1^*]_{i,i}} = O_P\left((a_{n1}^2 + a_{n1} + 1)\sqrt{\frac{\log m_1}{nm/m_1}} + a_{n2}^2 + \sqrt{\frac{\log m_1}{nm/m_1}}\right).$$

Lemma B.9 ensures that $(a_{n1}, a_{n2}) \rightarrow 0$. Therefore, we can use $\text{tr}(\mathbf{\Sigma}_2^*) \text{tr}(\mathbf{\Sigma}_3^*)/(m_2m_3\hat{q}_{i,i})$ to approximate $[\mathbf{\Omega}_1^*]_{i,i}$. Under $H_{01,ij}$, $[\mathbf{\Omega}_1^*]_{i,j} = 0$ for $i \neq j$. (A.8) becomes

$$\frac{\sqrt{n-1}m_2m_3(\hat{q}_{i,j} + \mu_{i,j})}{\sqrt{\|\mathbf{\Sigma}_2^*\|_F^2 \|\mathbf{\Sigma}_3^*\|_F^2}} \rightarrow N\left(0; \frac{1}{[\mathbf{\Omega}_1^*]_{i,i}[\mathbf{\Omega}_1^*]_{j,j}}\right), \quad (\text{A.11})$$

Then we substitute $[\mathbf{\Omega}_1^*]_{i,i}$ with $\text{tr}(\mathbf{\Sigma}_2^*) \text{tr}(\mathbf{\Sigma}_3^*)/(m_2m_3\hat{q}_{i,i})$ and get

$$\frac{\sqrt{n-1} \text{tr}(\mathbf{\Sigma}_2^*) \text{tr}(\mathbf{\Sigma}_3^*)(\hat{q}_{i,j} + \mu_{i,j})}{\sqrt{\|\mathbf{\Sigma}_2^*\|_F^2 \|\mathbf{\Sigma}_3^*\|_F^2 \hat{q}_{i,i} \hat{q}_{j,j}}} \rightarrow N(0; 1) \quad (\text{A.12})$$

in distribution. Lemma B.8 implies the convergency of variance correction term that

$$\frac{\varpi^2(\text{tr}(\mathbf{\Sigma}_2^*))^2(\text{tr}(\mathbf{\Sigma}_3^*))^2}{m_2m_3\|\mathbf{\Sigma}_2^*\|_F^2\|\mathbf{\Sigma}_3^*\|_F^2} \rightarrow 1 \quad (\text{A.13})$$

in probability. Combining (A.12) and (A.13), we have

$$\sqrt{\frac{(n-1)m_2m_3}{\hat{q}_{i,i}\hat{q}_{j,j}}} \tau_{i,j} \rightarrow N(0; 1).$$

in distribution as $nm_2m_3 \rightarrow \infty$. The proof is complete. \blacksquare

Proof of Theorem 4.4: To ease the presentation, we show that Theorem 4.4 holds when $K = 3$. The proof of the case when $K > 3$ is similar.

We prove it by first construct an approximation to test statistic, then applying similar strategy in Theorem 3.1 Liu (2013).

From the proof of Lemma B.7, we have

$$\sum_{l=1}^n \sum_{i_2=1}^{m_2} \sum_{i_3=1}^{m_3} \tilde{\xi}_{l;i,i_2,i_3} \tilde{\xi}_{l;j,i_2,i_3} = \sum_{l=1}^{n-1} \sum_{i_2=1}^{m_2} \sum_{i_3=1}^{m_3} \lambda_{i_2}^{(2)} \lambda_{i_3}^{(3)} \zeta_{l;i,i_2,i_3} \zeta_{l;j,i_2,i_3}, \quad (\text{A.14})$$

where

$$(\zeta_{l;i,i_2,i_3}, \zeta_{l;j,i_2,i_3}) \sim \text{TN} \left\{ \mathbf{0}; \begin{pmatrix} [\mathbf{\Omega}_1^*]_{i,i}^{-1} & \frac{[\mathbf{\Omega}_1^*]_{i,j}}{[\mathbf{\Omega}_1^*]_{i,i}[\mathbf{\Omega}_1^*]_{j,j}} \\ \frac{[\mathbf{\Omega}_1^*]_{i,j}}{[\mathbf{\Omega}_1^*]_{i,i}[\mathbf{\Omega}_1^*]_{j,j}} & [\mathbf{\Omega}_1^*]_{j,j}^{-1} \end{pmatrix} \right\}$$

i.i.d. for $1 \leq l \leq n$, $1 \leq i_2 \leq m_2$, $1 \leq i_3 \leq m_3$. Then, let

$$U_{i,j} = \frac{([\mathbf{\Omega}_1^*]_{i,i}[\mathbf{\Omega}_1^*]_{j,j})^{1/2} \sum_{l=1}^{n-1} \sum_{i_2=1}^{m_2} \sum_{i_3=1}^{m_3} \lambda_{i_2}^{(2)} \lambda_{i_3}^{(3)} (\zeta_{l;i,i_2,i_3} \zeta_{l;j,i_2,i_3} - \mathbb{E} \zeta_{l;i,i_2,i_3} \zeta_{l;j,i_2,i_3})}{\sqrt{(n-1) \|\mathbf{\Sigma}_2^*\|_F^2 \|\mathbf{\Sigma}_3^*\|_F^2}}. \quad (\text{A.15})$$

The variance of $U_{i,j}$ is

$$\begin{aligned} \text{Var}(U_{i,j}) &= \frac{([\mathbf{\Omega}_1^*]_{i,i}[\mathbf{\Omega}_1^*]_{j,j}) \sum_{l=1}^{n-1} \sum_{i_2=1}^{m_2} \sum_{i_3=1}^{m_3} (\lambda_{i_2}^{(2)})^2 (\lambda_{i_3}^{(3)})^2 \text{Var}(\zeta_{l;i,i_2,i_3} \zeta_{l;j,i_2,i_3} - \mathbb{E} \zeta_{l;i,i_2,i_3} \zeta_{l;j,i_2,i_3})}{(n-1) \|\mathbf{\Sigma}_2^*\|_F^2 \|\mathbf{\Sigma}_3^*\|_F^2} \\ &= \frac{([\mathbf{\Omega}_1^*]_{i,i}[\mathbf{\Omega}_1^*]_{j,j}) \sum_{l=1}^{n-1} \sum_{i_2=1}^{m_2} \sum_{i_3=1}^{m_3} (\lambda_{i_2}^{(2)})^2 (\lambda_{i_3}^{(3)})^2 \left(\frac{1}{[\mathbf{\Omega}_1^*]_{i,i}[\mathbf{\Omega}_1^*]_{j,j}} + \frac{([\mathbf{\Omega}_1^*]_{i,j})^2}{([\mathbf{\Omega}_1^*]_{i,i}[\mathbf{\Omega}_1^*]_{j,j})^2} \right)}{(n-1) \|\mathbf{\Sigma}_2^*\|_F^2 \|\mathbf{\Sigma}_3^*\|_F^2} \\ &= 1 + [\mathbf{\Omega}_1^*]_{i,j}^2 ([\mathbf{\Omega}_1^*]_{i,i}[\mathbf{\Omega}_1^*]_{j,j})^{-1} \end{aligned} \quad (\text{A.16})$$

We next prove that $U_{i,j}$ is an approximation to test statistic. From Lemma C.4 with $d = 1$, together with (A.16),

$$\max_{1 \leq i,j \leq m_1} \sup_{0 \leq t \leq 4\sqrt{\log m_1}} \left| \frac{P(|U_{i,j}| \geq t \sqrt{1 + [\mathbf{\Omega}_1^*]_{i,j}^2 ([\mathbf{\Omega}_1^*]_{i,i}[\mathbf{\Omega}_1^*]_{j,j})^{-1}})}{G(t)} - 1 \right| \leq C(\log m_1)^{-1-\epsilon},$$

for some $\epsilon > 0$ and $G(t) = 2 - 2\Phi(t)$. Setting $t = \sqrt{\log m_1}$ gives

$$\max_{1 \leq i,j \leq m_1} |U_{i,j}| = O_P(\sqrt{\log m_1}). \quad (\text{A.17})$$

Combining (A.14) and (A.15), we have

$$U_{i,j} = \frac{([\mathbf{\Omega}_1^*]_{i,i}[\mathbf{\Omega}_1^*]_{j,j})^{1/2} \sum_{l=1}^{n-1} \sum_{i_2=1}^{m_2} \sum_{i_3=1}^{m_3} (\tilde{\xi}_{l;i,i_2,i_3} \tilde{\xi}_{l;j,i_2,i_3} - \mathbb{E} \tilde{\xi}_{l;i,i_2,i_3} \tilde{\xi}_{l;j,i_2,i_3})}{\sqrt{(n-1) \|\mathbf{\Sigma}_2^*\|_F^2 \|\mathbf{\Sigma}_3^*\|_F^2}}.$$

Lemma B.7 (i) implies that

$$\frac{\sum_{l=1}^n \sum_{i_2=1}^{m_2} \sum_{i_3=1}^{m_3} (\tilde{\xi}_{l;i,i_2,i_3} \tilde{\xi}_{l;j,i_2,i_3} - \mathbb{E} \tilde{\xi}_{l;i,i_2,i_3} \tilde{\xi}_{l;j,i_2,i_3})}{\sqrt{(n-1) \|\mathbf{\Sigma}_2^*\|_F^2 \|\mathbf{\Sigma}_3^*\|_F^2}} \rightarrow N \left(0; \frac{1}{[\mathbf{\Omega}_1^*]_{i,i}[\mathbf{\Omega}_1^*]_{j,j}} + \frac{([\mathbf{\Omega}_1^*]_{i,j})^2}{([\mathbf{\Omega}_1^*]_{i,i}[\mathbf{\Omega}_1^*]_{j,j})^2} \right),$$

in distribution as $nm_2m_3 \rightarrow \infty$. Therefore, the limiting distribution of $U_{i,j}$ is

$$U_{i,j} \rightarrow N \left(0; 1 + \frac{([\mathbf{\Omega}_1^*]_{i,j})^2}{[\mathbf{\Omega}_1^*]_{i,i}[\mathbf{\Omega}_1^*]_{j,j}} \right). \quad (\text{A.18})$$

in distribution as $nm_2m_3 \rightarrow \infty$. Similar arguments in Theorem 4.1 indicates that

$$\sqrt{\frac{(n-1)m_2m_3}{\hat{\varrho}_{i,i}\hat{\varrho}_{j,j}\varpi^2}}(\hat{\varrho}_{i,j} + \mu_{i,j} + b_{i,j} \frac{[\mathbf{\Omega}_1^*]_{i,j}}{[\mathbf{\Omega}_1^*]_{i,i}[\mathbf{\Omega}_1^*]_{j,j}}) \rightarrow N\left(0; 1 + \frac{([\mathbf{\Omega}_1^*]_{i,j})^2}{[\mathbf{\Omega}_1^*]_{i,i}[\mathbf{\Omega}_1^*]_{j,j}}\right). \quad (\text{A.19})$$

in distribution as $nm_2m_3 \rightarrow \infty$. From (A.17) and (A.19), we can see that U_{ij} and test statistic converges to the same limiting distribution. Following (A.17), we have

$$\max_{1 \leq i < j \leq m_1} \left| \sqrt{\frac{(n-1)m_2m_3}{\hat{\varrho}_{i,i}\hat{\varrho}_{j,j}\varpi^2}}(\hat{\varrho}_{i,j} + \mu_{i,j} + b_{i,j} \frac{[\mathbf{\Omega}_1^*]_{i,j}}{[\mathbf{\Omega}_1^*]_{i,i}[\mathbf{\Omega}_1^*]_{j,j}}) - U_{i,j} \right| = O_P(\sqrt{\log m_1})$$

as $nm_2m_3 \rightarrow \infty$. The rest of the proof exactly follows Theorem 3.1 in Liu (2013) step by step. We skip the details. The proof is complete. \blacksquare

B Proof of key lemmas

The first key lemma establishes the rate of convergence of the difference between a sample-based quadratic form and its expectation. This new concentration result is also of independent interest.

Lemma B.1. Assume i.i.d. data $\mathbf{X}, \mathbf{X}_1, \dots, \mathbf{X}_n \in \mathbb{R}^{p \times q}$ follows the matrix-variate normal distribution such that $\text{vec}(\mathbf{X}_i) \sim N(\mathbf{0}; \mathbf{\Psi}^* \otimes \mathbf{\Sigma}^*)$ with $\mathbf{\Psi}^* \in \mathbb{R}^{q \times q}$ and $\mathbf{\Sigma}^* \in \mathbb{R}^{p \times p}$. Assume that $0 < C_1 \leq \lambda_{\min}(\mathbf{\Sigma}^*) \leq \lambda_{\max}(\mathbf{\Sigma}^*) \leq 1/C_1 < \infty$ and $0 < C_2 \leq \lambda_{\min}(\mathbf{\Psi}^*) \leq \lambda_{\max}(\mathbf{\Psi}^*) \leq 1/C_2 < \infty$ for some positive constants C_1, C_2 . For any symmetric and positive definite matrix $\mathbf{\Omega} \in \mathbb{R}^{p \times p}$, we have

$$\max_{i,j} \left\{ \frac{1}{np} \sum_{i=1}^n \mathbf{X}_i^\top \mathbf{\Omega} \mathbf{X}_i - \frac{1}{p} \mathbb{E}(\mathbf{X}^\top \mathbf{\Omega} \mathbf{X}) \right\}_{i,j} = O_P\left(\sqrt{\frac{\log q}{np}}\right).$$

Proof of Lemma B.1: Consider a random matrix \mathbf{X} following the matrix normal distribution such that $\text{vec}(\mathbf{X}) \sim N(\mathbf{0}; \mathbf{\Psi}^* \otimes \mathbf{\Sigma}^*)$. Let $\mathbf{\Lambda}^* = \mathbf{\Psi}^{*-1}$ and $\mathbf{\Omega}^* = \mathbf{\Sigma}^{*-1}$. Let $\mathbf{Y} := (\mathbf{\Omega}^*)^{1/2} \mathbf{X} (\mathbf{\Lambda}^*)^{1/2}$. According to the properties of matrix normal distribution (Gupta and Nagar, 2000), \mathbf{Y} follows a matrix normal distribution such that $\text{vec}(\mathbf{Y}) \sim N(\mathbf{0}; \mathbf{1}_q \otimes \mathbf{1}_p)$, that is, all the entries of \mathbf{Y} are i.i.d. standard Gaussian random variables. Next we rewrite the term $\mathbf{X}^\top \mathbf{\Omega} \mathbf{X}$ by \mathbf{Y} and then simplify it. Simple algebra implies that

$$\mathbf{X}^\top \mathbf{\Omega} \mathbf{X} = (\mathbf{\Lambda}^*)^{-1/2} \mathbf{Y}^\top (\mathbf{\Omega}^*)^{-1/2} \mathbf{\Omega} (\mathbf{\Omega}^*)^{-1/2} \mathbf{Y} (\mathbf{\Lambda}^*)^{-1/2}.$$

When $\mathbf{\Omega}$ is symmetric and positive definite, the matrix $\mathbf{M} := (\mathbf{\Omega}^*)^{-1/2} \mathbf{\Omega} (\mathbf{\Omega}^*)^{-1/2} \in \mathbb{R}^{p \times p}$ is also symmetric and positive definite with Cholesky decomposition $\mathbf{U}^\top \mathbf{U}$, where $\mathbf{U} \in \mathbb{R}^{p \times p}$. Therefore,

$$\mathbf{X}^\top \mathbf{\Omega} \mathbf{X} = (\mathbf{\Lambda}^*)^{-1/2} \mathbf{Y}^\top \mathbf{U}^\top \mathbf{U} \mathbf{Y} (\mathbf{\Lambda}^*)^{-1/2}.$$

Moreover, denote the column of the matrix $(\mathbf{\Lambda}^*)^{-1/2}$ as $(\mathbf{\Lambda}^*)_{(j)}^{-1/2}$ and denote its row as $(\mathbf{\Lambda}^*)_i^{-1/2}$ for $i, j = 1, \dots, q$. Define the standard basis $\mathbf{e}_i \in \mathbb{R}^q$ as the vector with 1 in its i -th entry and 0 in all the rest entries. The (s, t) -th entry of matrix $\mathbf{X}^\top \mathbf{\Omega} \mathbf{X}$ can be written as

$$\left\{ \mathbf{X}^\top \mathbf{\Omega} \mathbf{X} \right\}_{s,t} = \mathbf{e}_s^\top \mathbf{X}^\top \mathbf{\Omega} \mathbf{X} \mathbf{e}_t = (\mathbf{\Lambda}^*)_s^{-1/2} \mathbf{Y}^\top \mathbf{U}^\top \mathbf{U} \mathbf{Y} (\mathbf{\Lambda}^*)_{(t)}^{-1/2}.$$

For the sample matrices $\mathbf{X}_1, \dots, \mathbf{X}_n$, we apply similar transformation that $\mathbf{Y}_i = (\boldsymbol{\Lambda}^*)^{1/2} \mathbf{X}_i (\boldsymbol{\Lambda}^*)^{1/2}$. We apply the above derivation to the sample-based quadratic term $\mathbf{X}_i^\top \boldsymbol{\Omega} \mathbf{X}_i$. Let $\mathbf{A} = (\mathbf{a}_1, \dots, \mathbf{a}_n) \in \mathbb{R}^{p \times n}$ with $\mathbf{a}_i = \mathbf{U} \mathbf{Y}_i (\boldsymbol{\Lambda}^*)_s^{-1/2} \in \mathbb{R}^p$ and $\mathbf{B} = (\mathbf{b}_1, \dots, \mathbf{b}_n) \in \mathbb{R}^{p \times n}$ with $\mathbf{b}_i = \mathbf{U} \mathbf{Y}_i (\boldsymbol{\Lambda}^*)_t^{-1/2} \in \mathbb{R}^p$. Then we have

$$\begin{aligned} \left\{ \frac{1}{np} \sum_{i=1}^n \mathbf{X}_i^\top \boldsymbol{\Omega} \mathbf{X}_i \right\}_{s,t} &= \frac{1}{np} \sum_{i=1}^n \mathbf{a}_i^\top \mathbf{b}_i = \frac{1}{np} \sum_{i=1}^n \sum_{j=1}^p \mathbf{A}_{i,j} \mathbf{B}_{i,j} \\ &= \frac{1}{4np} \sum_{i=1}^n \sum_{j=1}^p \{ (\mathbf{A}_{i,j} + \mathbf{B}_{i,j})^2 - (\mathbf{A}_{i,j} - \mathbf{B}_{i,j})^2 \} \\ &= \frac{1}{4np} \{ \|\text{vec}(\mathbf{A}) + \text{vec}(\mathbf{B})\|_2^2 + \|\text{vec}(\mathbf{A}) - \text{vec}(\mathbf{B})\|_2^2 \}. \end{aligned} \quad (\text{B.1})$$

Next we derive the explicit form of $\text{vec}(\mathbf{A})$ and $\text{vec}(\mathbf{B})$ in (B.1). Remind that $(\boldsymbol{\Lambda}^*)_s^{-1/2}$ is a vector of length q . By the property of matrix products, we can rewrite $\mathbf{a}_i = [(\boldsymbol{\Lambda}^*)_s^{-1/2} \otimes \mathbf{U}] \text{vec}(\mathbf{Y}_i)$, where \otimes is the Kronecker product. Therefore, we have

$$\begin{aligned} \text{vec}(\mathbf{A}) &= [\mathbf{1}_n \otimes (\boldsymbol{\Lambda}^*)_s^{-1/2} \otimes \mathbf{U}] \mathbf{t} := \mathbf{Q}_1 \mathbf{t}, \\ \text{vec}(\mathbf{B}) &= [\mathbf{1}_n \otimes (\boldsymbol{\Lambda}^*)_t^{-1/2} \otimes \mathbf{U}] \mathbf{t} := \mathbf{Q}_2 \mathbf{t}, \end{aligned}$$

where $\mathbf{t} = \{[\text{vec}(\mathbf{Y}_1)]^\top, \dots, [\text{vec}(\mathbf{Y}_n)]^\top\}^\top \in \mathbb{R}^{npq}$ is a vector with npq i.i.d. standard normal entries. Here $\mathbf{Q}_1 := \mathbf{1}_n \otimes (\boldsymbol{\Lambda}^*)_s^{-1/2} \otimes \mathbf{U}$ and $\mathbf{Q}_2 := \mathbf{1}_n \otimes (\boldsymbol{\Lambda}^*)_t^{-1/2} \otimes \mathbf{U}$ with $\mathbf{Q}_1, \mathbf{Q}_2 \in \mathbb{R}^{np \times npq}$. By the property of multivariate normal distribution, we have

$$\begin{aligned} \text{vec}(\mathbf{A}) + \text{vec}(\mathbf{B}) &\sim \mathcal{N}(0; (\mathbf{Q}_1 + \mathbf{Q}_2)(\mathbf{Q}_1 + \mathbf{Q}_2)^\top) := \mathcal{N}(0; \mathbf{H}_1), \\ \text{vec}(\mathbf{A}) - \text{vec}(\mathbf{B}) &\sim \mathcal{N}(0; (\mathbf{Q}_1 - \mathbf{Q}_2)(\mathbf{Q}_1 - \mathbf{Q}_2)^\top) := \mathcal{N}(0; \mathbf{H}_2). \end{aligned}$$

Next, we bound the spectral norm of two matrices \mathbf{H}_1 and \mathbf{H}_2 . By the property of matrix norm and the fact that one matrix and its transpose matrix have the same spectral norm, we have

$$\|\mathbf{H}_1\|_2 \leq \|\mathbf{Q}_1 \mathbf{Q}_1^\top\|_2 + 2\|\mathbf{Q}_1 \mathbf{Q}_2^\top\|_2 + \|\mathbf{Q}_2 \mathbf{Q}_2^\top\|_2,$$

then we bound each of these three terms individually. According to the definition of \mathbf{Q}_1 and the property of matrix Kronecker products, we have

$$\begin{aligned} \mathbf{Q}_1 \mathbf{Q}_1^\top &= [\mathbf{1}_n \otimes (\boldsymbol{\Lambda}^*)_s^{-1/2} \otimes \mathbf{U}] [\mathbf{1}_n \otimes (\boldsymbol{\Lambda}^*)_s^{-1/2} \otimes \mathbf{U}]^\top \\ &= \mathbf{1}_n \otimes (\boldsymbol{\Lambda}^*)_s^{-1/2} [(\boldsymbol{\Lambda}^*)_s^{-1/2}]^\top \otimes \mathbf{M}, \end{aligned}$$

where the last equality is due to the fact that $(\mathbf{C}_1 \otimes \mathbf{C}_2)^\top = \mathbf{C}_1^\top \otimes \mathbf{C}_2^\top$ and $(\mathbf{C}_1 \otimes \mathbf{C}_2)(\mathbf{C}_3 \otimes \mathbf{C}_4) = (\mathbf{C}_1 \mathbf{C}_3) \otimes (\mathbf{C}_2 \mathbf{C}_4)$ for any matrices $\mathbf{C}_1, \dots, \mathbf{C}_4$ such that the matrix multiplications $\mathbf{C}_1 \mathbf{C}_3$ and $\mathbf{C}_2 \mathbf{C}_4$ are valid. Moreover, we also use the Cholesky decomposition of \mathbf{M} , i.e., $\mathbf{M} = \mathbf{U}^\top \mathbf{U}$. Remind that $(\boldsymbol{\Lambda}^*)_s^{-1/2} [(\boldsymbol{\Lambda}^*)_s^{-1/2}]^\top \in \mathbb{R}$, therefore, the spectral norm $\mathbf{Q}_1 \mathbf{Q}_1^\top$ can be written as

$$\|\mathbf{Q}_1 \mathbf{Q}_1^\top\|_2 = |(\boldsymbol{\Lambda}^*)_s^{-1/2} [(\boldsymbol{\Lambda}^*)_s^{-1/2}]^\top| \cdot \|\mathbf{1}_n\|_2 \|\mathbf{M}\|_2$$

$$\leq \|\Psi^*\|_2 \|\mathbf{M}\|_2 \leq (1 + \alpha/C_1)/C_2.$$

Here the first inequality is because $\|\mathbf{1}_n\|_2 = 1$ and

$$\begin{aligned} |(\Lambda^*)_s^{-1/2}[(\Lambda^*)_s^{-1/2}]^\top| &= \|[(\Lambda^*)_s^{-1/2}]^\top (\Lambda^*)_s^{-1/2}\|_2 \leq \max_j \|[(\Psi^*)_j^{1/2}]^\top (\Psi^*)_j^{1/2}\|_2 \\ &\leq \left\| \sum_{j=1}^q [(\Psi^*)_j^{1/2}]^\top (\Psi^*)_j^{1/2} \right\|_2 = \|\Psi^*\|_2, \end{aligned}$$

and the second inequality is because $\|\Psi^*\|_2 \leq 1/C_2$ and

$$\begin{aligned} \|\mathbf{M}\|_2 &= \|(\Omega^*)^{-1/2} \Omega (\Omega^*)^{-1/2}\|_2 = \|(\Omega^*)^{-1/2} (\Omega - \Omega^*) (\Omega^*)^{-1/2} + \mathbf{1}_p\|_2 \\ &\leq \|(\Omega^*)^{-1/2}\|_2^2 \|\Omega - \Omega^*\|_2 + 1 \leq \|\Sigma^*\|_2 \|\Omega - \Omega^*\|_F + 1 \leq 1 + \alpha/C_1. \end{aligned}$$

Similarly, we have $\|\mathbf{Q}_2 \mathbf{Q}_2^\top\|_2 \leq (1 + \alpha/C_1)/C_2$. For $\|\mathbf{Q}_1 \mathbf{Q}_2^\top\|_2$, similar arguments imply that

$$\mathbf{Q}_1 \mathbf{Q}_2^\top = \mathbf{1}_n \otimes (\Lambda^*)_s^{-1/2} [(\Lambda^*)_t^{-1/2}]^\top \otimes \mathbf{M},$$

and hence its spectral norm is bounded as

$$\begin{aligned} \|\mathbf{Q}_1 \mathbf{Q}_2^\top\|_2 &= |(\Lambda^*)_s^{-1/2} [(\Lambda^*)_t^{-1/2}]^\top| \cdot \|\mathbf{1}_n\|_2 \|\mathbf{M}\|_2 \\ &\leq \|\Psi^*\|_2 \|\mathbf{M}\|_2 \leq (1 + \alpha/C_1)/C_2, \end{aligned}$$

where the first inequality is because the above derivation and the Cauchy-Schwarz inequality. Specifically, let $\Psi^* = (\Psi_{i,j}^*)$, we have

$$\begin{aligned} |(\Lambda^*)_s^{-1/2} [(\Lambda^*)_t^{-1/2}]^\top| &= \sqrt{(\Psi^*)_s [(\Psi^*)_t]^\top} = \left[\sum_{j=1}^q \Psi_{s,j}^* \Psi_{t,j}^* \right]^{1/2} \\ &\leq \left\{ \left(\sum_{j=1}^q \Psi_{s,j}^{*2} \right) \left(\sum_{j=1}^q \Psi_{t,j}^{*2} \right) \right\}^{1/4} \leq \sqrt{\|\Psi^*\|_2 \|\Psi^*\|_2} \leq C_2^{-1}. \end{aligned}$$

Applying the same techniques to $\|\mathbf{H}_2\|_2$, we have

$$\|\mathbf{H}_1\|_2 \leq 4(1 + \alpha/C_1)/C_2, \quad (\text{B.2})$$

$$\|\mathbf{H}_2\|_2 \leq 4(1 + \alpha/C_1)/C_2. \quad (\text{B.3})$$

Next, we apply Lemma C.3 to bound the (s, t) -th entry of the differential matrix between the sample-based term and its expectation. Denote $\rho_{s,t} := [p^{-1} \mathbb{E}(\mathbf{X}^\top \Omega \mathbf{X})]_{s,t}$. According to the derivation in (B.1), we have

$$\begin{aligned} &\left\{ \frac{1}{np} \sum_{i=1}^n \mathbf{X}_i^\top \Omega \mathbf{X}_i - \frac{1}{p} \mathbb{E}(\mathbf{X}^\top \Omega \mathbf{X}) \right\}_{s,t} \\ &= \left[\frac{1}{4np} \sum_{i,j} (a_{ij} + b_{ij})^2 - \frac{\Delta_{s,t} + \rho_{s,t}}{2} \right] - \left[\frac{1}{4np} \sum_{i,j} (a_{ij} - b_{ij})^2 - \frac{\Delta_{s,t} - \rho_{s,t}}{2} \right], \end{aligned} \quad (\text{B.4})$$

where $\Delta_{s,t}$ is defined as

$$\Delta_{s,t} := \mathbb{E} \left\{ (4np)^{-1} \sum_{i,j} [(a_{ij} + b_{ij})^2 + (a_{ij} - b_{ij})^2] \right\}.$$

Moreover, according to the definition of $\rho_{s,t}$ and the fact in (B.1), we have $\mathbb{E} \{ (4np)^{-1} \sum_{i=1}^n \sum_{j=1}^p [(a_{ij} + b_{ij})^2 - (a_{ij} - b_{ij})^2] \} = \rho_{s,t}$. Therefore, we have

$$\mathbb{E} \left\{ (4np)^{-1} \sum_{i,j} (a_{ij} + b_{ij})^2 \right\} = \frac{\Delta_{s,t} + \rho_{s,t}}{2}, \quad (\text{B.5})$$

$$\mathbb{E} \left\{ (4np)^{-1} \sum_{i,j} (a_{ij} - b_{ij})^2 \right\} = \frac{\Delta_{s,t} - \rho_{s,t}}{2}. \quad (\text{B.6})$$

Therefore, (B.4) implies that, for any $\delta > 0$,

$$\begin{aligned} & \mathbb{P} \left[\left| \left\{ \frac{1}{np} \sum_{i=1}^n \mathbf{X}_i^\top \boldsymbol{\Omega} \mathbf{X}_i - \frac{1}{p} \mathbb{E}(\mathbf{X}^\top \boldsymbol{\Omega} \mathbf{X}) \right\}_{s,t} \right| \geq \delta \right] \leq \\ & \underbrace{\mathbb{P} \left[\left| \frac{1}{np} \sum_{i,j} (a_{ij} + b_{ij})^2 - 2(\Delta_{s,t} + \rho_{s,t}) \right| > 2\delta \right]}_{I_1} + \underbrace{\mathbb{P} \left[\left| \frac{1}{np} \sum_{i,j} (a_{ij} - b_{ij})^2 - 2(\Delta_{s,t} - \rho_{s,t}) \right| > 2\delta \right]}_{I_2}. \end{aligned}$$

Remind that $\sum_{i=1}^n \sum_{j=1}^p (a_{ij} + b_{ij})^2 = \text{vec}(\mathbf{A}) + \text{vec}(\mathbf{B}) \sim \text{N}(0; \mathbf{H}_1)$ and $\sum_{i=1}^n \sum_{j=1}^p (a_{ij} - b_{ij})^2 = \text{vec}(\mathbf{A}) - \text{vec}(\mathbf{B}) \sim \text{N}(0; \mathbf{H}_2)$. According to (B.5) and (B.6), we apply Lemma C.3 to obtain

$$\begin{aligned} I_1 & \leq 2 \exp \left\{ -\frac{np}{2} \left(\frac{\delta}{2\|\mathbf{H}_1\|_2} - \frac{2}{\sqrt{np}} \right)^2 \right\} + 2 \exp(-np/2), \\ I_2 & \leq 2 \exp \left\{ -\frac{np}{2} \left(\frac{\delta}{2\|\mathbf{H}_2\|_2} - \frac{2}{\sqrt{np}} \right)^2 \right\} + 2 \exp(-np/2). \end{aligned}$$

Finally, in order to derive the convergence rate of the maximal difference over all index (s, t) , we employ the max sum inequality. That is, for random variables x_1, \dots, x_n , we have $\mathbb{P}(\max_i x_i \geq t) \leq \sum_{i=1}^n \mathbb{P}(x_i \geq t) \leq n \max_i \mathbb{P}(x_i \geq t)$. This together with (B.2) and (B.3) imply that

$$\begin{aligned} & \mathbb{P} \left[\max_{(s,t)} \left\{ \frac{1}{np} \sum_{i=1}^n \mathbf{X}_i^\top \boldsymbol{\Omega} \mathbf{X}_i - \frac{1}{p} \mathbb{E}(\mathbf{X}^\top \boldsymbol{\Omega} \mathbf{X}) \right\}_{s,t} \geq \delta \right] \\ & \leq 4q^2 \exp \left\{ -\frac{np}{2} \left[\frac{\delta C_1 C_2}{8(C_1 + \alpha)} - \frac{2}{\sqrt{np}} \right]^2 \right\} + 4q^2 \exp(-np/2). \end{aligned} \quad (\text{B.7})$$

Let $\delta = 8(C_1 + \alpha)(C_1 C_2)^{-1} [4\sqrt{\log q/(np)} + 3(np)^{-1/2}]$ in (B.7) which satisfies the condition in Lemma C.3 since $\delta > 2(np)^{-1/2}$ when q is sufficiently large. Therefore, we obtain the desirable conclusion that, with high probability,

$$\max_{(s,t)} \left\{ \frac{1}{np} \sum_{i=1}^n \mathbf{X}_i^\top \boldsymbol{\Omega} \mathbf{X}_i - \frac{1}{p} \mathbb{E}(\mathbf{X}^\top \boldsymbol{\Omega} \mathbf{X}) \right\}_{s,t} = O_P \left(\sqrt{\frac{\log q}{np}} \right).$$

This ends the proof of Lemma B.1. ■

Lemma B.2. Assume i.i.d. tensor data $\mathcal{T}, \mathcal{T}_1, \dots, \mathcal{T}_n \in \mathbb{R}^{m_1 \times m_2 \times \dots \times m_K}$ follows the tensor normal distribution $\text{TN}(\mathbf{0}; \boldsymbol{\Sigma}_1^*, \dots, \boldsymbol{\Sigma}_K^*)$. Assume Condition 3.2 holds. For any symmetric and positive definite matrices $\boldsymbol{\Omega}_j \in \mathbb{R}^{m_j \times m_j}, j \neq k$, we have

$$\mathbb{E}[\mathbf{S}_k] = \frac{m_k [\prod_{j \neq k} \text{tr}(\boldsymbol{\Sigma}_j^* \boldsymbol{\Omega}_j)]}{m} \boldsymbol{\Sigma}_k^*,$$

for $\mathbf{S}_k = \frac{m_k}{nm} \sum_{i=1}^n \mathbf{V}_i \mathbf{V}_i^\top$ with $\mathbf{V}_i = [\mathcal{T}_i \times \{\boldsymbol{\Omega}_1^{1/2}, \dots, \boldsymbol{\Omega}_{k-1}^{1/2}, \mathbf{1}_{m_k}, \boldsymbol{\Omega}_{k+1}^{1/2}, \dots, \boldsymbol{\Omega}_K^{1/2}\}]_{(k)}$ and $m = \prod_{k=1}^K m_k$. Moreover, we have

$$\max_{s,t} \left\{ \mathbf{S}_k - \frac{m_k [\prod_{j \neq k} \text{tr}(\boldsymbol{\Sigma}_j^* \boldsymbol{\Omega}_j)]}{m} \boldsymbol{\Sigma}_k^* \right\}_{s,t} = O_P \left(\sqrt{\frac{m_k \log m_k}{nm}} \right). \quad (\text{B.8})$$

Proof of Lemma B.2: The proof follows by carefully examining the distribution of \mathbf{V}_i and then applying Lemma B.1. We only show the case with $K = 3$ and $k = 1$. The extension to a general K follows similarly.

According to the property of mode- k tensor multiplication, we have $\mathbf{V}_i = [\mathcal{T}_i]_{(1)} (\boldsymbol{\Omega}_3^{1/2} \otimes \boldsymbol{\Omega}_2^{1/2})$, and hence

$$\begin{aligned} \mathbf{S}_1 &= \frac{1}{nm_2 m_3} \sum_{i=1}^n [\mathcal{T}_i]_{(1)} (\boldsymbol{\Omega}_3^{1/2} \otimes \boldsymbol{\Omega}_2^{1/2}) (\boldsymbol{\Omega}_3^{1/2} \otimes \boldsymbol{\Omega}_2^{1/2}) [\mathcal{T}_i]_{(1)}^\top \\ &= \frac{1}{nm_2 m_3} \sum_{i=1}^n [\mathcal{T}_i]_{(1)} (\boldsymbol{\Omega}_3 \otimes \boldsymbol{\Omega}_2) [\mathcal{T}_i]_{(1)}^\top. \end{aligned}$$

When tensor $\mathcal{T}_i \sim \text{TN}(\mathbf{0}; \boldsymbol{\Sigma}_1^*, \boldsymbol{\Sigma}_2^*, \boldsymbol{\Sigma}_3^*)$, the property of mode- k tensor multiplication shown in Proposition 2.1 in Hoff (2011) implies that

$$[\mathcal{T}_i]_{(1)} \in \mathbb{R}^{m_1 \times (m_2 m_3)} \sim \text{MN}(\mathbf{0}; \boldsymbol{\Sigma}_1^*, \boldsymbol{\Sigma}_3^* \otimes \boldsymbol{\Sigma}_2^*),$$

where $\text{MN}(\mathbf{0}; \boldsymbol{\Sigma}_1^*, \boldsymbol{\Sigma}_3^* \otimes \boldsymbol{\Sigma}_2^*)$ is the matrix-variate normal (Dawid, 1981) such that the row covariance matrix of $[\mathcal{T}_i]_{(1)}$ is $\boldsymbol{\Sigma}_1^*$ and the column covariance matrix of $[\mathcal{T}_i]_{(1)}$ is $\boldsymbol{\Sigma}_3^* \otimes \boldsymbol{\Sigma}_2^*$. Therefore, in order to show (B.8), according to Lemma B.1, it is sufficient to show

$$\mathbb{E}[\mathbf{S}_1] = \frac{\text{tr}(\boldsymbol{\Sigma}_3^* \boldsymbol{\Omega}_3) \text{tr}(\boldsymbol{\Sigma}_2^* \boldsymbol{\Omega}_2)}{m_2 m_3} \boldsymbol{\Sigma}_1^*. \quad (\text{B.9})$$

According to the distribution of $[\mathcal{T}_i]_{(1)}$, we have

$$\mathbf{V}_i \sim \text{MN} \left(\mathbf{0}; \boldsymbol{\Sigma}_1^*, (\boldsymbol{\Omega}_3^{1/2} \otimes \boldsymbol{\Omega}_2^{1/2}) (\boldsymbol{\Sigma}_3^* \otimes \boldsymbol{\Sigma}_2^*) (\boldsymbol{\Omega}_3^{1/2} \otimes \boldsymbol{\Omega}_2^{1/2}) \right),$$

and hence

$$\mathbf{V}_i^\top \sim \text{MN} \left(\mathbf{0}; (\boldsymbol{\Omega}_3^{1/2} \otimes \boldsymbol{\Omega}_2^{1/2}) (\boldsymbol{\Sigma}_3^* \otimes \boldsymbol{\Sigma}_2^*) (\boldsymbol{\Omega}_3^{1/2} \otimes \boldsymbol{\Omega}_2^{1/2}), \boldsymbol{\Sigma}_1^* \right).$$

Therefore, according to Lemma C.1, we have

$$\mathbb{E}[\mathbf{V}_i \mathbf{V}_i^\top] = \boldsymbol{\Sigma}_1^* \text{tr}[(\boldsymbol{\Omega}_3 \otimes \boldsymbol{\Omega}_2) (\boldsymbol{\Sigma}_3^* \otimes \boldsymbol{\Sigma}_2^*)] = \boldsymbol{\Sigma}_1^* \text{tr}(\boldsymbol{\Sigma}_3^* \boldsymbol{\Omega}_3) \text{tr}(\boldsymbol{\Sigma}_2^* \boldsymbol{\Omega}_2),$$

which implies (B.9) according to the definition of \mathbf{S}_1 . Finally, applying Lemma B.1 to \mathbf{S}_1 leads to the desirable result. This ends the proof of Lemma B.2. \blacksquare

The following lemma establishes the rate of convergence of the sample covariance matrix in max norm.

Lemma B.3. Assume i.i.d. tensor data $\mathcal{T}, \mathcal{T}_1, \dots, \mathcal{T}_n \in \mathbb{R}^{m_1 \times m_2 \times \dots \times m_K}$ follows the tensor normal distribution $\text{TN}(\mathbf{0}; \Sigma_1^*, \dots, \Sigma_K^*)$, and assume Condition 3.2 holds. Let $\hat{\Omega}_j \in \mathbb{R}^{m_j \times m_j}, j \neq k$, be the estimated precision matrix from Algorithm 1 with iteration number $T = 1$. Denote the k -th sample covariance matrix as

$$\hat{\mathbf{S}}_k = \frac{m_k}{nm} \sum_{i=1}^n \hat{\mathbf{V}}_i \hat{\mathbf{V}}_i^\top,$$

with $m = \prod_{k=1}^K m_k$ and $\hat{\mathbf{V}}_i := [\mathcal{T}_i \times \{\hat{\Omega}_1^{1/2}, \dots, \hat{\Omega}_{k-1}^{1/2}, \mathbf{1}_{m_k}, \hat{\Omega}_{k+1}^{1/2}, \dots, \hat{\Omega}_K^{1/2}\}]_{(k)}$. We have

$$\max_{s,t} [\hat{\mathbf{S}}_k - \Sigma_k^*]_{s,t} = O_P \left(\max_{j=1, \dots, K} \sqrt{\frac{(m_j + s_j) \log m_j}{nm}} \right). \quad (\text{B.10})$$

Proof of Lemma B.3: The proof follows by decomposing the $\hat{\mathbf{S}}_k - \Sigma_k^*$ into two parts and then applying Lemma B.2 and Theorem 3.5 for each part to bound the final error.

Note that the triangle inequality implies that

$$\|\hat{\mathbf{S}}_k - \Sigma_k^*\|_\infty \leq \underbrace{\left\| \hat{\mathbf{S}}_k - \frac{m_k [\prod_{j \neq k} \text{tr}(\Sigma_j^* \hat{\Omega}_j)]}{m} \Sigma_k^* \right\|_\infty}_{I_1} + \underbrace{\left\| \frac{m_k [\prod_{j \neq k} \text{tr}(\Sigma_j^* \hat{\Omega}_j)]}{m} \Sigma_k^* - \Sigma_k^* \right\|_\infty}_{I_2}.$$

Note that here the covariance matrix $\hat{\mathbf{S}}_k$ is constructed based on the estimators $\hat{\Omega}_j, j \neq k$. According to (B.8) in Lemma B.2, we have

$$I_1 = O_P \left(\sqrt{\frac{m_k \log m_k}{nm}} \right).$$

The remainder part is to bound the error I_2 . Note that $\text{tr}(\Sigma_j^* \Omega_j^*) = \text{tr}(\mathbf{1}_{m_j}) = m_j$. Therefore,

$$I_2 = \underbrace{\left| \frac{m_k}{m} \left[\prod_{j \neq k} \text{tr}(\Sigma_j^* \hat{\Omega}_j) - \prod_{j \neq k} \text{tr}(\Sigma_j^* \Omega_j^*) \right] \right|}_{I_3} \|\Sigma_k^*\|_\infty.$$

Given that $\|\Sigma_k^*\|_\infty = O_P(1)$, it is sufficient to bound the coefficient I_3 . We only demonstrate the proofs with $K = 3$ and $k = 1$. The extension to a general K follows similarly. In this case, we have

$$\begin{aligned} I_3 &= \frac{m_1}{m} \left| \text{tr}(\Sigma_2^* \hat{\Omega}_2) \text{tr}(\Sigma_3^* \hat{\Omega}_3) - \text{tr}(\Sigma_2^* \Omega_2^*) \text{tr}(\Sigma_3^* \Omega_3^*) \right| \\ &\leq \left| \frac{\text{tr}(\Sigma_2^* \hat{\Omega}_2) \text{tr}[\Sigma_3^* (\hat{\Omega}_3 - \Omega_3^*)]}{m_2 m_3} \right| + \left| \frac{\text{tr}[\Sigma_2^* (\hat{\Omega}_2 - \Omega_2^*)] \text{tr}(\Sigma_3^* \Omega_3^*)}{m_2 m_3} \right|. \end{aligned}$$

According to the proof of Theorem 3.5, we have $C_1 \leq \text{tr}(\mathbf{\Sigma}_j^* \mathbf{\Omega}_j)/m_j \leq 1/C_1$ for any $j = 1, \dots, K$ and some constant $C_1 > 0$. Moreover, we have $\text{tr}(\mathbf{\Sigma}_3^* \mathbf{\Omega}_3^*) = m_3$. Therefore, we have

$$I_3 \leq \left| \frac{\text{tr}[\mathbf{\Sigma}_3^*(\hat{\mathbf{\Omega}}_3 - \mathbf{\Omega}_3^*)]}{m_3} \right| + \left| \frac{\text{tr}[\mathbf{\Sigma}_2^*(\hat{\mathbf{\Omega}}_2 - \mathbf{\Omega}_2^*)]}{m_2} \right|.$$

Here $\text{tr}[\mathbf{\Sigma}_j^*(\hat{\mathbf{\Omega}}_j - \mathbf{\Omega}_j^*)] \leq \|\mathbf{\Sigma}_j^*\|_F \|\hat{\mathbf{\Omega}}_j - \mathbf{\Omega}_j^*\|_F \leq \sqrt{m_j} \|\mathbf{\Sigma}_j^*\|_2 \|\hat{\mathbf{\Omega}}_j - \mathbf{\Omega}_j^*\|_F$. According to Condition 3.2, $\|\mathbf{\Sigma}_j^*\|_2 = O_P(1)$. This together with Theorem 3.5 implies that

$$I_3 = O_P \left(\sqrt{\frac{(m_3 + s_3) \log m_3}{nm}} + \sqrt{\frac{(m_2 + s_2) \log m_2}{nm}} \right).$$

By generalizing it to a general K and k , we have that

$$I_3 = O_P \left(\max_{j \neq k} \sqrt{\frac{(m_j + s_j) \log m_j}{nm}} \right),$$

and hence

$$\|\hat{\mathbf{S}}_k - \mathbf{\Sigma}_k^*\|_\infty = O_P \left(\sqrt{\frac{m_k \log m_k}{nm}} + \max_{j \neq k} \sqrt{\frac{(m_j + s_j) \log m_j}{nm}} \right),$$

which leads to the desirable result. This ends the proof of Lemma B.3. \blacksquare

Lemma B.4. Assume i.i.d. tensor data $\mathcal{T}, \mathcal{T}_1, \dots, \mathcal{T}_n \in \mathbb{R}^{m_1 \times m_2 \times \dots \times m_K}$ follows the tensor normal distribution $\text{TN}(\mathbf{0}; \mathbf{\Sigma}_1^*, \dots, \mathbf{\Sigma}_K^*)$. $\mathbf{\Omega}_k^*$ is the inverse of $\mathbf{\Sigma}_k^*$. Let

$$\tilde{\xi}_{l;i_1, \dots, i_K} = \mathcal{T}_{l;i_1, \dots, i_K} - \bar{\mathcal{T}}_{i_1, \dots, i_K} - (\mathcal{T}_{l;-i_1, \dots, i_K} - \bar{\mathcal{T}}_{-i_1, \dots, i_K})^\top \boldsymbol{\theta}_{i_1} \quad (\text{B.11})$$

and

$$[\Xi_1]_{ii;\xi} = \frac{m_1}{(n-1)m} \sum_{l=1}^n \sum_{i_2=1}^{m_2} \dots \sum_{i_K=1}^{m_K} (\tilde{\xi}_{l;i, \dots, i_K})^2,$$

where $\boldsymbol{\theta}_{i_1}$ and $\tilde{\xi}_{l;i, \dots, i_K}$ are defined in Section 4.1. Assume Condition 3.2 and $m_1 \log m_1 = o(nm)$ hold. Furthermore, suppose

$$\max_{i \in \{1, \dots, m_1\}} \|\hat{\boldsymbol{\theta}}_i - \boldsymbol{\theta}_i\|_1 = O(a_{n1}), \text{ and } \max_{i \in \{1, \dots, m_1\}} \|\hat{\boldsymbol{\theta}}_i - \boldsymbol{\theta}_i\|_2 = O(a_{n2}) \quad (\text{B.12})$$

with $(a_{n1}, a_{n2}) \rightarrow 0$, where $\hat{\boldsymbol{\theta}}_{i_1}$ is defined in Section 4.1. Then $\hat{\varrho}_{i,j} + \mu_{i,j}$ can be expressed as

$$\begin{aligned} \hat{\varrho}_{i,j} + \mu_{i,j} &= -b_{ij} \frac{[\mathbf{\Omega}_1^*]_{i,j}}{[\mathbf{\Omega}_1^*]_{i,i} [\mathbf{\Omega}_1^*]_{j,j}} + \frac{m_1}{(n-1)m} \sum_{l=1}^n \sum_{i_2=1}^{m_2} \dots \sum_{i_K=1}^{m_K} (\tilde{\xi}_{l;i, \dots, i_K} \tilde{\xi}_{l;j, \dots, i_K} - \mathbb{E} \tilde{\xi}_{l;i, \dots, i_K} \tilde{\xi}_{l;j, \dots, i_K}) \\ &\quad + O_P((a_{n1}^2 + a_{n1} + 1) \sqrt{\frac{\log m_1}{nm/m_1}} + a_{n2}^2) \end{aligned} \quad (\text{B.13})$$

where

$$b_{ij} = [\mathbf{\Omega}_1^*]_{i,i} [\Xi_1]_{ii;\xi} + [\mathbf{\Omega}_1^*]_{j,j} [\Xi_1]_{jj;\xi} - m_1 \prod_{k=\{2, \dots, K\}} \text{tr}(\mathbf{\Sigma}_k)/m.$$

Proof of Lemma B.4: To ease the presentation, we show that Lemma B.4 holds when $K = 3$. The proof can easily be generalized to the case with $K > 3$.

Our proof strategy is first transforming $\widehat{\varrho}_{i,j}$ in terms of $\widetilde{\xi}_{l;i_1,i_2,i_3}$, then applying the convergency results of $\widetilde{\xi}_{l;i_1,i_2,i_3}$ in Lemma B.5 & B.6 to get the desired approximation of $\widehat{\varrho}_{i,j} + \mu_{i,j}$.

Recall the definition of the residuals $\widehat{\xi}_{l;i_1,i_2,i_3}$, together with (B.11),

$$\widehat{\xi}_{l;i_1,i_2,i_3} = \widetilde{\xi}_{l;i_1,i_2,i_3} - (\mathcal{T}_{l;-i_1,i_2,i_3} - \bar{\mathcal{T}}_{-i_1,i_2,i_3})^\top (\widehat{\boldsymbol{\theta}}_{i_1} - \boldsymbol{\theta}_{i_1})$$

Therefore,

$$\begin{aligned} \widehat{\xi}_{l;i,i_2,i_3} \widehat{\xi}_{l;j,i_2,i_3} &= \widetilde{\xi}_{l;i,i_2,i_3} \widetilde{\xi}_{l;j,i_2,i_3} \\ &\quad - \underbrace{\widetilde{\xi}_{l;i,i_2,i_3} (\mathcal{T}_{l;-j,i_2,i_3} - \bar{\mathcal{T}}_{-j,i_2,i_3})^\top (\widehat{\boldsymbol{\theta}}_j - \boldsymbol{\theta}_j)}_{\mathbf{I}_1} \\ &\quad - \underbrace{\widetilde{\xi}_{l;j,i_2,i_3} (\mathcal{T}_{l;-i,i_2,i_3} - \bar{\mathcal{T}}_{-i,i_2,i_3})^\top (\widehat{\boldsymbol{\theta}}_i - \boldsymbol{\theta}_i)}_{\mathbf{I}_2} \\ &\quad + \underbrace{(\widehat{\boldsymbol{\theta}}_i - \boldsymbol{\theta}_i)^\top (\mathcal{T}_{l;-i,i_2,i_3} - \bar{\mathcal{T}}_{-i,i_2,i_3}) (\mathcal{T}_{l;-j,i_2,i_3} - \bar{\mathcal{T}}_{-j,i_2,i_3})^\top (\widehat{\boldsymbol{\theta}}_j - \boldsymbol{\theta}_j)}_{\mathbf{I}_3} \end{aligned} \quad (\text{B.14})$$

Next we bound the last three terms of (B.14). For term \mathbf{I}_1 , it can be re-formulated into, $\forall 1 \leq i \leq j \leq m_1$,

$$\begin{aligned} \mathbf{I}_1 &= \widetilde{\xi}_{l;i,i_2,i_3} (\mathcal{T}_{l;i,i_2,i_3} - \bar{\mathcal{T}}_{i,i_2,i_3}) (\widehat{\boldsymbol{\theta}}_{i,j} - \boldsymbol{\theta}_{i,j}) \mathbb{1}\{i \neq j\} \\ &\quad + \sum_{h \in \{1, \dots, m_1\} / \{i,j\}} \widetilde{\xi}_{l;i,i_2,i_3} (\mathcal{T}_{l;h,i_2,i_3} - \bar{\mathcal{T}}_{h,i_2,i_3}) (\widehat{\boldsymbol{\theta}}_{h,j} - \boldsymbol{\theta}_{h,j}) \end{aligned} \quad (\text{B.15})$$

where $\widehat{\boldsymbol{\theta}}_i = (\widehat{\theta}_{1,i}, \dots, \widehat{\theta}_{m_1-1,i})^\top$ and $\widehat{\theta}_{m_1,i} = 0$. The second term of (B.15) can be bounded as follows,

$$\begin{aligned} &\max_{1 \leq i \leq j \leq m_1} \left| \sum_{h \in \{1, \dots, m_1\} / \{i,j\}} \frac{1}{(n-1)m_2m_3} \sum_{l=1}^n \sum_{i_2=1}^{m_2} \sum_{i_3=1}^{m_3} \widetilde{\xi}_{l;i,i_2,i_3} (\mathcal{T}_{l;h,i_2,i_3} - \bar{\mathcal{T}}_{h,i_2,i_3}) (\widehat{\boldsymbol{\theta}}_{h,j} - \boldsymbol{\theta}_{h,j}) \right| \\ &\leq \max_{1 \leq i \leq j \leq m_1} \max_{h \in \{1, \dots, m_1\} / \{i,j\}} \left| \frac{1}{(n-1)m_2m_3} \sum_{l=1}^n \sum_{i_2=1}^{m_2} \sum_{i_3=1}^{m_3} \widetilde{\xi}_{l;i,i_2,i_3} (\mathcal{T}_{l;h,i_2,i_3} - \bar{\mathcal{T}}_{h,i_2,i_3}) \right| \|\widehat{\boldsymbol{\theta}}_j - \boldsymbol{\theta}_j\|_1 \end{aligned} \quad (\text{B.16})$$

Lemma B.6 (B.35) implies

$$\max_{1 \leq i_1 \leq m_1} \left| \frac{m_1}{nm} \sum_{l=1}^n \sum_{i_2=1}^{m_2} \cdots \sum_{i_K=1}^{m_K} \widetilde{\xi}_{l;i_1, \dots, i_K} (\mathcal{T}_{l;i_1, \dots, i_K} - \bar{\mathcal{T}}_{i_1, \dots, i_K}) \right| = O_p\left(\sqrt{\frac{\log m_1}{nm/m_1}}\right)$$

Together with (B.12), we have

$$\mathbf{I}_1 = \widetilde{\xi}_{l;i,i_2,i_3} (\mathcal{T}_{l;i,i_2,i_3} - \bar{\mathcal{T}}_{i,i_2,i_3}) (\widehat{\boldsymbol{\theta}}_{i,j} - \boldsymbol{\theta}_{i,j}) \mathbb{1}\{i \neq j\} + O_P(a_{n1} \sqrt{\frac{\log m_1}{nm_2m_3}}).$$

Convergency result of \mathbf{I}_2 has the similar arguments of \mathbf{I}_1 . Then we turn to term \mathbf{I}_3 . Let

$$\Xi_1 = \frac{1}{(n-1)m_2m_3} \sum_{l=1}^n \sum_{i_2=1}^{m_2} \sum_{i_3=1}^{m_3} (\mathcal{T}_{l;:,i_2,i_3} - \bar{\mathcal{T}}_{:,i_2,i_3}) (\mathcal{T}_{l;:,i_2,i_3} - \bar{\mathcal{T}}_{:,i_2,i_3})^\top.$$

By Cauchy-Schwarz inequality, we get

$$\begin{aligned} & \left| \frac{1}{(n-1)m_2m_3} \sum_{l=1}^n \sum_{i_2=1}^{m_2} \sum_{i_3=1}^{m_3} (\hat{\boldsymbol{\theta}}_i - \boldsymbol{\theta}_i)^\top (\mathcal{T}_{l,-i,i_2,i_3} - \bar{\mathcal{T}}_{-i,i_2,i_3}) (\mathcal{T}_{l,-j,i_2,i_3} - \bar{\mathcal{T}}_{-j,i_2,i_3})^\top (\hat{\boldsymbol{\theta}}_j - \boldsymbol{\theta}_j) \right| \\ & \leq \max_{i \in \{1, \dots, m_1\}} |(\hat{\boldsymbol{\theta}}_i - \boldsymbol{\theta}_i)^\top [\Xi_1]_{-i,-i} (\hat{\boldsymbol{\theta}}_i - \boldsymbol{\theta}_i)|, \end{aligned} \quad (\text{B.17})$$

Denote $\vartheta = \text{tr}(\boldsymbol{\Sigma}_2) \text{tr}(\boldsymbol{\Sigma}_3) / (m_2 m_3)$. Condition 3.2 implies that $C_1 < \vartheta < C_1^{-1}$. Then we use triangle inequality into (B.17)

$$\begin{aligned} |(\hat{\boldsymbol{\theta}}_i - \boldsymbol{\theta}_i)^\top [\Xi_1]_{-i,-i} (\hat{\boldsymbol{\theta}}_i - \boldsymbol{\theta}_i)| & \leq |(\hat{\boldsymbol{\theta}}_i - \boldsymbol{\theta}_i)^\top ([\Xi_1]_{-i,-i} - \vartheta [\boldsymbol{\Sigma}_1^*]_{-i,-i}) (\hat{\boldsymbol{\theta}}_i - \boldsymbol{\theta}_i)| \\ & \quad + \vartheta |(\hat{\boldsymbol{\theta}}_i - \boldsymbol{\theta}_i)^\top [\boldsymbol{\Sigma}_1^*]_{-i,-i} (\hat{\boldsymbol{\theta}}_i - \boldsymbol{\theta}_i)| \end{aligned} \quad (\text{B.18})$$

Lemma B.5 implies

$$[\Xi_1]_{-i,-i} - \vartheta [\boldsymbol{\Sigma}_1^*]_{-i,-i} = O_p\left(\sqrt{\frac{\log m_1}{nm_2m_3}}\right). \quad (\text{B.19})$$

Together with

$$\max_{i \in \{1, \dots, m_1\}} \|\hat{\boldsymbol{\theta}}_i - \boldsymbol{\theta}_i\|_1 = O(a_{n1}),$$

the first term of (B.18) is bounded as

$$\max_{i \in \{1, \dots, m_1\}} |(\hat{\boldsymbol{\theta}}_i - \boldsymbol{\theta}_i)^\top ([\Xi_1]_{-i,-i} - \vartheta [\boldsymbol{\Sigma}_1^*]_{-i,-i}) (\hat{\boldsymbol{\theta}}_i - \boldsymbol{\theta}_i)| = O_p\left(a_{n1}^2 \sqrt{\frac{\log m_1}{nm_2m_3}}\right) \quad (\text{B.20})$$

and the second term is

$$|(\hat{\boldsymbol{\theta}}_i - \boldsymbol{\theta}_i)^\top [\boldsymbol{\Sigma}_1^*]_{-i,-i} (\hat{\boldsymbol{\theta}}_i - \boldsymbol{\theta}_i)| = O_P(a_{n2}^2). \quad (\text{B.21})$$

Combining (B.17), (B.18), (B.20) and (B.21), \mathbf{I}_3 is upper bounded by

$$\begin{aligned} & \left| \frac{1}{(n-1)m_2m_3} \sum_{l=1}^n \sum_{i_2=1}^{m_2} \sum_{i_3=1}^{m_3} (\hat{\boldsymbol{\theta}}_i - \boldsymbol{\theta}_i)^\top (\mathcal{T}_{l,-i,i_2,i_3} - \bar{\mathcal{T}}_{-i,i_2,i_3}) (\mathcal{T}_{l,-j,i_2,i_3} - \bar{\mathcal{T}}_{-j,i_2,i_3})^\top (\hat{\boldsymbol{\theta}}_j - \boldsymbol{\theta}_j) \right| \\ & = O_P(a_{n2}^2 + a_{n1}^2 \sqrt{\frac{\log m_1}{nm_2m_3}}). \end{aligned} \quad (\text{B.22})$$

So far, $\hat{\varrho}_{i,j}$ becomes

$$\begin{aligned} \hat{\varrho}_{i,j} &= \frac{1}{(n-1)m_2m_3} \sum_{l=1}^n \sum_{i_2=1}^{m_2} \sum_{i_3=1}^{m_3} \hat{\xi}_{l;i,i_2,i_3} \hat{\xi}_{l;j,i_2,i_3} \\ &= \frac{1}{(n-1)m_2m_3} \sum_{l=1}^n \sum_{i_2=1}^{m_2} \sum_{i_3=1}^{m_3} \tilde{\xi}_{l;i,i_2,i_3} \tilde{\xi}_{l;j,i_2,i_3} \\ &\quad - \frac{1}{(n-1)m_2m_3} \sum_{l=1}^n \sum_{i_2=1}^{m_2} \sum_{i_3=1}^{m_3} \tilde{\xi}_{l;i,i_2,i_3} (\mathcal{T}_{l,i,i_2,i_3} - \bar{\mathcal{T}}_{i,i_2,i_3}) (\hat{\boldsymbol{\theta}}_{i,j} - \boldsymbol{\theta}_{i,j}) \mathbf{1}\{i \neq j\} \\ &\quad - \frac{1}{(n-1)m_2m_3} \sum_{l=1}^n \sum_{i_2=1}^{m_2} \sum_{i_3=1}^{m_3} \tilde{\xi}_{l;j,i_2,i_3} (\mathcal{T}_{l,j,i_2,i_3} - \bar{\mathcal{T}}_{j,i_2,i_3}) (\hat{\boldsymbol{\theta}}_{j-1,i} - \boldsymbol{\theta}_{j-1,i}) \mathbf{1}\{i \neq j\} \end{aligned}$$

$$+ O_P((a_{n1}^2 + a_{n1})\sqrt{\frac{\log m_1}{nm_2m_3}} + a_{n2}^2) \quad (\text{B.23})$$

for $1 \leq i \leq j \leq m_1$.

We then bound the second and the third term in (B.23). Recall the definition of $\tilde{\xi}_{l;i_1,i_2,i_3}$ in (B.11), we have

$$\begin{aligned} & \frac{1}{(n-1)m_2m_3} \sum_{l=1}^n \sum_{i_2=1}^{m_2} \sum_{i_3=1}^{m_3} \tilde{\xi}_{l;i_1,i_2,i_3} (\mathcal{T}_{l;i_1,i_2,i_3} - \bar{\mathcal{T}}_{i_1,i_2,i_3}) \\ &= \frac{1}{(n-1)m_2m_3} \sum_{l=1}^n \sum_{i_2=1}^{m_2} \sum_{i_3=1}^{m_3} (\tilde{\xi}_{l;i_1,i_2,i_3})^2 \\ & \quad + \frac{1}{(n-1)m_2m_3} \sum_{l=1}^n \sum_{i_2=1}^{m_2} \sum_{i_3=1}^{m_3} \tilde{\xi}_{l;i_1,i_2,i_3} (\mathcal{T}_{l;-i_1,i_2,i_3} - \bar{\mathcal{T}}_{-i_1,i_2,i_3})^\top \boldsymbol{\theta}_{i_1} \end{aligned} \quad (\text{B.24})$$

Lemma B.6 (B.36) implies

$$\max_{1 \leq i_1 \leq m_1} \left| \frac{m_1}{nm} \sum_{l=1}^n \sum_{i_2=1}^{m_2} \cdots \sum_{i_K=1}^{m_K} \tilde{\xi}_{l;i_1,\dots,i_K} (\mathcal{T}_{l;-i_1,\dots,i_K} - \bar{\mathcal{T}}_{-i_1,\dots,i_K})^\top \boldsymbol{\theta}_{i_1} \right| = O_P\left(\sqrt{\frac{\log m_1}{nm/m_1}}\right). \quad (\text{B.25})$$

When $1 \leq i = j \leq m_1$, (B.23) becomes

$$\begin{aligned} \frac{1}{(n-1)m_2m_3} \sum_{l=1}^n \sum_{i_2=1}^{m_2} \sum_{i_3=1}^{m_3} (\hat{\xi}_{l;i,i_2,i_3})^2 &= \frac{1}{(n-1)m_2m_3} \sum_{l=1}^n \sum_{i_2=1}^{m_2} \sum_{i_3=1}^{m_3} (\tilde{\xi}_{l;j,i_2,i_3})^2 \\ & \quad + O_P((a_{n1}^2 + a_{n1})\sqrt{\frac{\log m_1}{nm_2m_3}} + a_{n2}^2) \end{aligned} \quad (\text{B.26})$$

Applying (B.26) and (B.25) into (B.24), we have

$$\begin{aligned} \frac{1}{(n-1)m_2m_3} \sum_{l=1}^n \sum_{i_2=1}^{m_2} \sum_{i_3=1}^{m_3} \tilde{\xi}_{l;i_1,i_2,i_3} (\mathcal{T}_{l;i_1,i_2,i_3} - \bar{\mathcal{T}}_{i_1,i_2,i_3}) &= \frac{1}{(n-1)m_2m_3} \sum_{l=1}^n \sum_{i_2=1}^{m_2} \sum_{i_3=1}^{m_3} (\hat{\xi}_{l;i_1,i_2,i_3})^2 \\ & \quad + O_P((a_{n1}^2 + a_{n1} + 1)\sqrt{\frac{\log m_1}{nm_2m_3}} + a_{n2}^2) \end{aligned} \quad (\text{B.27})$$

Note that

$$\max_{i \in \{1, \dots, m_1\}} \|\hat{\boldsymbol{\theta}}_i - \boldsymbol{\theta}_i\|_\infty \leq \max_{i \in \{1, \dots, m_1\}} \|\hat{\boldsymbol{\theta}}_i - \boldsymbol{\theta}_i\|_1 = O_P(a_{n1}) = O_P(1). \quad (\text{B.28})$$

Following (B.27) and (B.28), simple algebra implies that (B.26) can be rewritten as, $\forall 1 \leq i < j \leq m_1$,

$$\begin{aligned} \hat{\varrho}_{i,j} &= \frac{1}{(n-1)m_2m_3} \sum_{l=1}^n \sum_{i_2=1}^{m_2} \sum_{i_3=1}^{m_3} \tilde{\xi}_{l;i,i_2,i_3} \tilde{\xi}_{l;j,i_2,i_3} - \frac{1}{(n-1)m_2m_3} \sum_{l=1}^n \sum_{i_2=1}^{m_2} \sum_{i_3=1}^{m_3} (\hat{\xi}_{l;i,i_2,i_3})^2 (\hat{\theta}_{i,j} - \theta_{i,j}) \\ & \quad - \frac{1}{(n-1)m_2m_3} \sum_{l=1}^n \sum_{i_2=1}^{m_2} \sum_{i_3=1}^{m_3} (\hat{\xi}_{l;j,i_2,i_3})^2 (\hat{\theta}_{j-1,i} - \theta_{j-1,i}) + O_P((a_{n1}^2 + a_{n1} + 1)\sqrt{\frac{\log m_1}{nm_2m_3}} + a_{n2}^2) \end{aligned} \quad (\text{B.29})$$

Given the convergency result in (B.29), the bias-corrected sample covariance is

$$\begin{aligned}\hat{\varrho}_{i,j} + \mu_{i,j} &= \frac{1}{(n-1)m_2m_3} \sum_{l=1}^n \sum_{i_2=1}^{m_2} \sum_{i_3=1}^{m_3} \tilde{\xi}_{l;i,i_2,i_3} \tilde{\xi}_{l;j,i_2,i_3} + \frac{1}{(n-1)m_2m_3} \sum_{l=1}^n \sum_{i_2=1}^{m_2} \sum_{i_3=1}^{m_3} (\hat{\xi}_{l;i,i_2,i_3})^2 \theta_{i,j} \\ &+ \frac{1}{(n-1)m_2m_3} \sum_{l=1}^n \sum_{i_2=1}^{m_2} \sum_{i_3=1}^{m_3} (\hat{\xi}_{l;j,i_2,i_3})^2 \theta_{j-1,i} + O_P((a_{n1}^2 + a_{n1} + 1) \sqrt{\frac{\log m_1}{nm_2m_3}} + a_{n2}^2).\end{aligned}\tag{B.30}$$

Let

$$[\Xi_1]_{ii;\xi} = \frac{1}{(n-1)m_2m_3} \sum_{l=1}^n \sum_{i_2=1}^{m_2} \sum_{i_3=1}^{m_3} (\hat{\xi}_{l;i,i_2,i_3})^2.$$

Recall that $\theta_{i,j} = -[\mathbf{\Omega}_1^*]_{j,j}^{-1}[\mathbf{\Omega}_1^*]_{i,j}$ and $\theta_{j-1,i} = -[\mathbf{\Omega}_1^*]_{i,i}^{-1}[\mathbf{\Omega}_1^*]_{j,i}$. (B.30) can be rewritten into

$$\begin{aligned}\hat{\varrho}_{i,j} + \mu_{i,j} &= \frac{1}{(n-1)m_2m_3} \sum_{l=1}^n \sum_{i_2=1}^{m_2} \sum_{i_3=1}^{m_3} (\tilde{\xi}_{l;i,i_2,i_3} \tilde{\xi}_{l;j,i_2,i_3} - \mathbb{E} \tilde{\xi}_{l;i,i_2,i_3} \tilde{\xi}_{l;j,i_2,i_3}) \\ &+ [\Xi_1]_{ii;\xi} (-[\mathbf{\Omega}_1^*]_{j,j}^{-1}) [\mathbf{\Omega}_1^*]_{i,j} + [\Xi_1]_{jj;\xi} (-[\mathbf{\Omega}_1^*]_{i,i}^{-1}) [\mathbf{\Omega}_1^*]_{j,i} \\ &+ \frac{1}{(n-1)m_2m_3} \sum_{l=1}^n \sum_{i_2=1}^{m_2} \sum_{i_3=1}^{m_3} \mathbb{E} \tilde{\xi}_{l;i,i_2,i_3} \tilde{\xi}_{l;j,i_2,i_3} \\ &+ O_P((a_{n1}^2 + a_{n1} + 1) \sqrt{\frac{\log m_1}{nm_2m_3}} + a_{n2}^2).\end{aligned}$$

Define

$$b_{ij} = [\mathbf{\Omega}_1^*]_{i,i} [\Xi_1]_{ii;\xi} + [\mathbf{\Omega}_1^*]_{j,j} [\Xi_1]_{jj;\xi} - m_1 \text{tr}(\mathbf{\Sigma}_2) \text{tr}(\mathbf{\Sigma}_3)/m.$$

Following

$$\mathbb{E} \tilde{\xi}_{l;i,i_2,i_3} \tilde{\xi}_{l;j,i_2,i_3} = (n-1) [\mathbf{\Sigma}_2^*]_{i_2,i_2} [\mathbf{\Sigma}_3^*]_{i_3,i_3} [\mathbf{\Omega}_1^*]_{i,j} / (n [\mathbf{\Omega}_1^*]_{i,i} [\mathbf{\Omega}_1^*]_{j,j})$$

Peng et al. (2012), simple algebra implies

$$\begin{aligned}\hat{\varrho}_{i,j} + \mu_{i,j} &= -b_{ij} \frac{[\mathbf{\Omega}_1^*]_{i,j}}{[\mathbf{\Omega}_1^*]_{i,i} [\mathbf{\Omega}_1^*]_{j,j}} + \frac{1}{(n-1)m_2m_3} \sum_{l=1}^n \sum_{i_2=1}^{m_2} \sum_{i_3=1}^{m_3} (\tilde{\xi}_{l;i,i_2,i_3} \tilde{\xi}_{l;j,i_2,i_3} - \mathbb{E} \tilde{\xi}_{l;i,i_2,i_3} \tilde{\xi}_{l;j,i_2,i_3}) \\ &+ O_P((a_{n1}^2 + a_{n1} + 1) \sqrt{\frac{\log m_1}{nm_2m_3}} + a_{n2}^2).\end{aligned}\tag{B.31}$$

The proof is complete. ■

Lemma B.5. Assume i.i.d. tensor data $\mathcal{T}, \mathcal{T}_1, \dots, \mathcal{T}_n \in \mathbb{R}^{m_1 \times m_2 \times \dots \times m_K}$ follows the tensor normal distribution $\text{TN}(\mathbf{0}; \mathbf{\Sigma}_1^*, \dots, \mathbf{\Sigma}_K^*)$. Let

$$\Xi_1 = \frac{m_1}{(n-1)m} \sum_{l=1}^n \sum_{i_2=1}^{m_2} \dots \sum_{i_K=1}^{m_K} (\mathcal{T}_{l;:,i_2,\dots,i_K} - \bar{\mathcal{T}}_{:,i_2,\dots,i_K})(\mathcal{T}_{l;:,i_2,\dots,i_K} - \bar{\mathcal{T}}_{:,i_2,\dots,i_K})^\top.$$

Assume Condition 3.2 and $\log m_1 = o(nm/m_1)$ hold, we have

$$\mathbb{E}(\Xi_1) = \frac{m_1 \prod_{k \in \{2, \dots, K\}} \text{tr}(\Sigma_k^*)}{m} \Sigma_1^*$$

and

$$\|\Xi_1 - \frac{m_1 \prod_{k \in \{2, \dots, K\}} \text{tr}(\Sigma_k^*)}{m} \Sigma_1^*\|_\infty = O_p\left(\sqrt{\frac{m_1 \log m_1}{nm}}\right).$$

Proof of Lemma B.5: To ease the presentation, we show that Lemma B.5 holds when $K = 3$. The proof can easily be generalized to the case when $K > 3$.

We prove it by transforming $[\Xi_1]_{i,j}$ into summation of product of two random normal variables, then computing its expectation and applying Lemma 1 in Cai and Liu (2011) to get convergency result.

We first transform $[\Xi_1]_{i,j}$. Let $\mathbf{O} \in \mathbb{R}^{n \times n}$ be an orthogonal matrix, the last row is $(1/\sqrt{n}, \dots, 1/\sqrt{n})^T$. Define $\mathbf{Y}_{i_1, i_2, i_3} = (Y_{1; i_1, i_2, i_3}, \dots, Y_{n; i_1, i_2, i_3})^\top = \mathbf{O}(\mathcal{T}_{1; i_1, i_2, i_3}, \dots, \mathcal{T}_{n; i_1, i_2, i_3})^\top$. Then, we rewrite Ξ_1 by

$$\begin{aligned} \sum_{l=1}^n (\mathcal{T}_{l; i_1, i_2, i_3} - \bar{\mathcal{T}}_{i_1, i_2, i_3})(\mathcal{T}_{l; j_1, i_2, i_3} - \bar{\mathcal{T}}_{j_1, i_2, i_3}) &= \mathbf{Y}_{i_1, i_2, i_3}^\top \mathbf{Y}_{j_1, i_2, i_3} - Y_{n; i_1, i_2, i_3} Y_{n; j_1, i_2, i_3} \\ &= \sum_{l=1}^{n-1} Y_{l; i_1, i_2, i_3} Y_{l; j_1, i_2, i_3} \end{aligned} \quad (\text{B.32})$$

Let $\mathbf{Y}_l = (Y_{l; i_1, i_2, i_3})_{i_k \in \{1, \dots, m_k\}, k \in \{1, 2, 3\}}$ for every $l \in \{1, \dots, n-1\}$. It is obvious to see that $(\mathcal{T}_{1; i_1, i_2, i_3}, \dots, \mathcal{T}_{n; i_1, i_2, i_3})^\top \sim \mathcal{N}(\mathbf{0}, [\Sigma_1^*]_{i_1, i_1} [\Sigma_2^*]_{i_2, i_2} [\Sigma_3^*]_{i_3, i_3} \mathbf{I}_{n \times n})$ and $(Y_{1; i_1, i_2, i_3}, \dots, Y_{n-1; i_1, i_2, i_3})^\top \sim \mathcal{N}(\mathbf{0}, [\Sigma_1^*]_{i_1, i_1} [\Sigma_2^*]_{i_2, i_2} [\Sigma_3^*]_{i_3, i_3} \mathbf{I}_{n-1 \times n-1})$. Therefore $\mathbf{Y}_l \sim \text{TN}(\mathbf{0}; \Sigma_1^*, \Sigma_2^*, \Sigma_3^*)$, i.i.d. for $1 \leq l \leq n-1$. Let $\mathbf{Z}_l = \mathbf{Y}_l \times_3 \Sigma_3^{*-1/2} \sim \text{TN}(\mathbf{0}; \Sigma_1^*, \Sigma_2^*, \mathbf{I}_{m_3 \times m_3})$. Define $\mathbf{U}_3^\top \mathbf{D}_3 \mathbf{U}_3$ as the eigenvalue decomposition of Σ_3^* , where \mathbf{U}_3 is an orthogonal matrix and $\mathbf{D}_3 = \text{diag}(\lambda_1^{(3)}, \dots, \lambda_{m_3}^{(3)})$ with Σ_3^* 's eigenvalue $\lambda_1^{(3)} \leq \dots \leq \lambda_{m_3}^{(3)}$. Let $\mathbf{W}_l = \mathbf{Z}_l \times_3 \mathbf{U}_3 \sim \mathcal{N}(\mathbf{0}; \Sigma_1^*, \Sigma_2^*, \mathbf{I}_{m_3 \times m_3})$. Similarly, we set $\mathbf{V}_l = \mathbf{W}_l \times_2 \Sigma_2^{*-1/2} \sim \mathcal{N}(\mathbf{0}; \Sigma_1^*, \mathbf{I}_{m_2 \times m_2}, \mathbf{I}_{m_3 \times m_3})$ and define $\mathbf{U}_2^\top \mathbf{D}_2 \mathbf{U}_2$ as the eigenvalue decomposition of Σ_2^* , where \mathbf{U}_2 is an orthogonal matrix and $\mathbf{D}_2 = \text{diag}(\lambda_1^{(2)}, \dots, \lambda_{m_2}^{(2)})$ with Σ_2^* 's eigenvalue $\lambda_1^{(2)} \leq \dots \leq \lambda_{m_2}^{(2)}$. Let $\mathbf{G}_l = \mathbf{V}_l \times_2 \mathbf{U}_2 \sim \mathcal{N}(\mathbf{0}; \Sigma_1^*, \mathbf{I}_{m_2 \times m_2}, \mathbf{I}_{m_3 \times m_3})$. $[\Xi_1]_{i,j}$ is transformed as follows,

$$\begin{aligned} [\Xi_1]_{i,j} &= \frac{1}{(n-1)m_2m_3} \sum_{l=1}^{n-1} \sum_{i_2=1}^{m_2} \mathbf{Y}_{l; i_1, i_2, :}^\top \mathbf{Y}_{l; j, i_2, :} \\ &= \frac{1}{(n-1)m_2m_3} \sum_{l=1}^{n-1} \sum_{i_2=1}^{m_2} (\mathbf{U}_3 \mathbf{Z}_{l; i_1, i_2, :})^\top \mathbf{D}_3 (\mathbf{U}_3 \mathbf{Z}_{l; j, i_2, :}) \\ &= \frac{1}{(n-1)m_2m_3} \sum_{l=1}^{n-1} \sum_{i_2=1}^{m_2} \sum_{i_3=1}^{m_3} \lambda_{i_3}^{(3)} W_{l; i_1, i_2, i_3} W_{l; j, i_2, i_3} \\ &= \frac{1}{(n-1)m_2m_3} \sum_{l=1}^{n-1} \sum_{i_3=1}^{m_3} \lambda_{i_3}^{(3)} \sum_{i_2=1}^{m_2} W_{l; i_1, i_2, i_3} W_{l; j, i_2, i_3} \\ &= \frac{1}{(n-1)m_2m_3} \sum_{l=1}^{n-1} \sum_{i_3=1}^{m_3} \lambda_{i_3}^{(3)} \mathbf{W}_{l; i_1, :, i_3}^\top \mathbf{W}_{l; j, :, i_3} \end{aligned}$$

$$\begin{aligned}
&= \frac{1}{(n-1)m_2m_3} \sum_{l=1}^{n-1} \sum_{i_3=1}^{m_3} \lambda_{i_3}^{(3)} (\mathbf{U}_2 \mathbf{V}_{l;i_3})^\top \mathbf{D}_2 (\mathbf{U}_2 \mathbf{V}_{l;j,i_3}) \\
&= \frac{1}{(n-1)m_2m_3} \sum_{l=1}^{n-1} \sum_{i_2=1}^{m_2} \sum_{i_3=1}^{m_3} \lambda_{i_2}^{(2)} \lambda_{i_3}^{(3)} G_{l;i_2,i_3} G_{l;j,i_2,i_3}
\end{aligned} \tag{B.33}$$

Next we compute the expectation of $[\Xi_1]_{i,j}$ based on (B.33). Since

$$(G_{l;i_2,i_3} G_{l;j,i_2,i_3}) \sim \mathcal{N}\left\{\mathbf{0}; \begin{pmatrix} [\boldsymbol{\Sigma}_1^*]_{i,i} & [\boldsymbol{\Sigma}_1^*]_{i,j} \\ [\boldsymbol{\Sigma}_1^*]_{j,i} & [\boldsymbol{\Sigma}_1^*]_{j,j} \end{pmatrix}\right\},$$

we have $\mathbb{E} G_{l;i_2,i_3} G_{l;j,i_2,i_3} = [\boldsymbol{\Sigma}_1^*]_{i,j}$. Therefore, the expectation of $[\Xi_1]_{i,j}$ is

$$\mathbb{E}[\Xi_1]_{i,j} = \frac{1}{(n-1)m_2m_3} \sum_{l=1}^{n-1} \sum_{i_2=1}^{m_2} \sum_{i_3=1}^{m_3} \lambda_{i_2}^{(2)} \lambda_{i_3}^{(3)} [\boldsymbol{\Sigma}_1^*]_{i,j} = \frac{\text{tr}(\boldsymbol{\Sigma}_2) \cdot \text{tr}(\boldsymbol{\Sigma}_3)}{m_2m_3} [\boldsymbol{\Sigma}_1^*]_{i,j}.$$

Then we prove the conditions of Lemma 1 in Cai and Liu (2011). Let

$$G_{l;i_2,i_3} = G_{l;i_2,i_3} G_{l;j,i_2,i_3} - \mathbb{E} G_{l;i_2,i_3} G_{l;j,i_2,i_3}.$$

There exists some sufficiently small constant $\eta > 0$ and large $C > 0$, s.t.

$$\mathbb{E} \exp\{2\eta |\lambda_{i_2}^{(2)} \lambda_{i_3}^{(3)} G_{l;j,i_2,i_3}|\} \leq C,$$

uniformly in i, j, i_2, i_3, l . Hence, under Condition 3.2, by Cauchy-Schwarz inequality,

$$\begin{aligned}
&\sum_{l=1}^{n-1} \sum_{i_2=1}^{m_2} \sum_{i_3=1}^{m_3} \mathbb{E} (\lambda_{i_2}^{(2)} \lambda_{i_3}^{(3)} G_{l;j,i_2,i_3})^2 \exp\{\eta |\lambda_{i_2}^{(2)} \lambda_{i_3}^{(3)} G_{l;j,i_2,i_3}|\} \\
&\leq C \sum_{l=1}^{n-1} \sum_{i_2=1}^{m_2} \sum_{i_3=1}^{m_3} (\mathbb{E} (\lambda_{i_2}^{(2)} \lambda_{i_3}^{(3)} G_{l;j,i_2,i_3})^4)^{1/2} \\
&= C \sqrt{2(n-1)} \|\boldsymbol{\Sigma}_2^*\|_F^2 \|\boldsymbol{\Sigma}_3^*\|_F^2 ([\boldsymbol{\Sigma}_1^*]_{i,i} [\boldsymbol{\Sigma}_1^*]_{j,j} + ([\boldsymbol{\Sigma}_1^*]_{i,j})^2)
\end{aligned} \tag{B.34}$$

Applying the inequality $\|\boldsymbol{\Sigma}_k^*\|_F^2 \leq \lambda_{\max}^2(\boldsymbol{\Sigma}_k^*) m_k$, (B.34) is bounded by $O(nm_2m_3)$. So far, the conditions of Lemma 1 in Cai and Liu (2011) are proven. This lemma implies

$$\|\Xi_1 - \mathbb{E}(\Xi_1)\|_\infty = O_p\left(\sqrt{\frac{\log m_1}{nm_2m_3}}\right).$$

The proof of Lemma B.5 is complete. ■

Lemma B.6. Assume i.i.d. tensor data $\mathcal{T}, \mathcal{T}_1, \dots, \mathcal{T}_n \in \mathbb{R}^{m_1 \times m_2 \times \dots \times m_K}$ follows the tensor normal distribution $\text{TN}(\mathbf{0}; \boldsymbol{\Sigma}_1^*, \dots, \boldsymbol{\Sigma}_K^*)$. Let

$$\tilde{\xi}_{l;i_1,\dots,i_K} = \mathcal{T}_{l;i_1,\dots,i_K} - \bar{\mathcal{T}}_{i_1,\dots,i_K} - (\mathcal{T}_{l;-i_1,\dots,i_K} - \bar{\mathcal{T}}_{-i_1,\dots,i_K})^\top \boldsymbol{\theta}_{i_1},$$

where $\boldsymbol{\theta}_{i_1}$ is defined in Section 4.1. Assume Condition 3.2 and $\log m_1 = o(nm/m_1)$ hold, we have

$$\max_{1 \leq i_1 \leq m_1} \left| \frac{m_1}{nm} \sum_{l=1}^n \sum_{i_2=1}^{m_2} \cdots \sum_{i_K=1}^{m_K} \tilde{\xi}_{l;i_1,\dots,i_K}(\mathcal{T}_{l;i_1,\dots,i_K} - \bar{\mathcal{T}}_{i_1,\dots,i_K}) \right| = O_p\left(\sqrt{\frac{\log m_1}{nm/m_1}}\right) \quad (\text{B.35})$$

and

$$\max_{1 \leq i_1 \leq m_1} \left| \frac{m_1}{nm} \sum_{l=1}^n \sum_{i_2=1}^{m_2} \cdots \sum_{i_K=1}^{m_K} \tilde{\xi}_{l;i_1,\dots,i_K}(\mathcal{T}_{l;-i_1,\dots,i_K} - \bar{\mathcal{T}}_{-i_1,\dots,i_K})^\top \boldsymbol{\theta}_{i_1} \right| = O_p\left(\sqrt{\frac{\log m_1}{nm/m_1}}\right) \quad (\text{B.36})$$

Proof of Lemma B.6: To ease the presentation, we show that Lemma B.6 holds when $K = 3$. The proof can easily be generalized to the case when $K > 3$.

We prove it by first constructing tensor normal variables that combine $\xi_{l;i_1,i_2,i_3}$ with $\mathcal{T}_{l;i_1,i_2,i_3}$ and $\mathcal{T}_{l;-i_1,i_2,i_3}^\top \boldsymbol{\theta}_{i_1}$, then adopting the proof strategy of Lemma B.5 to get similar convergency results.

Recall that

$$\xi_{l;i_1,i_2,i_3} = \mathcal{T}_{l;i_1,i_2,i_3} - \mathcal{T}_{l;-i_1,i_2,i_3}^\top \boldsymbol{\theta}_{i_1}.$$

Let

$$\boldsymbol{\xi}_{l;i_1} = (\xi_{l;i_1,i_2,i_3})_{i_2 \in \{1,\dots,m_2\}, i_3 \in \{1,\dots,m_3\}} \in \mathbb{R}^{m_2 \times m_3},$$

and

$$\mathbf{Y}_{l;i_1} = (\mathcal{T}_{l;-i_1,i_2,i_3}^\top \boldsymbol{\theta}_{i_1})_{i_2 \in \{1,\dots,m_2\}, i_3 \in \{1,\dots,m_3\}} \in \mathbb{R}^{m_2 \times m_3}.$$

Applying Lemma 1 in Peng et al. (2012), we have

$$\boldsymbol{\xi}_{l;i_1} \sim \text{TN}(\mathbf{0}; [\boldsymbol{\Omega}_1^*]_{i_1,i_1}^{-1}, \boldsymbol{\Sigma}_2^*, \boldsymbol{\Sigma}_3^*), \quad \mathbf{Y}_{l;i_1} \sim \text{TN}(\mathbf{0}; \frac{[\boldsymbol{\Sigma}_1^*]_{i_1,i_1} [\boldsymbol{\Omega}_1^*]_{i_1,i_1} - 1}{[\boldsymbol{\Omega}_1^*]_{i_1,i_1}}, \boldsymbol{\Sigma}_2^*, \boldsymbol{\Sigma}_3^*),$$

and $\boldsymbol{\xi}_{l;i_1}$ is independent of $\mathbf{Y}_{l;i_1}$ for $1 \leq l \leq n$, $1 \leq i_1 \leq m_1$.

Next we first construct tensor normal variables by combining $\xi_{l;i_1,i_2,i_3}$ with $\mathcal{T}_{l;i_1,i_2,i_3}$. Let $\mathcal{T}_{l,h} = (\mathcal{T}_{l,h,i_2,i_3})_{i_2 \in \{1,\dots,m_2\}, i_3 \in \{1,\dots,m_3\}} \in \mathbb{R}^{m_2 \times m_3}$. Obviously $\mathcal{T}_{l,h} \sim \text{TN}(\mathbf{0}; [\boldsymbol{\Sigma}_1^*]_{hh}, \boldsymbol{\Sigma}_2^*, \boldsymbol{\Sigma}_3^*)$, and $\mathcal{T}_{l,h}$ is independent of $\boldsymbol{\xi}_{l;i_1}$, for $h, i_1 \in \{1, \dots, m_1\}$, $h \neq i_1$, $l \in \{1, \dots, n\}$. Let $\mathbf{Z}_{l;[i_1,h]} \in \mathbb{R}^{2 \times m_2 \times m_3}$ with $[\mathbf{Z}_{l;[i_1,h]}]_{1,:} = \boldsymbol{\xi}_{l;i_1}$ and $[\mathbf{Z}_{l;[i_1,h]}]_{2,:} = \mathcal{T}_{l,h}$. It is clear that

$$\mathbf{Z}_{l;[i_1,h]} \sim \text{TN}\left\{\mathbf{0}; \begin{pmatrix} [\boldsymbol{\Omega}_1^*]_{i_1,i_1}^{-1} & 0 \\ 0 & [\boldsymbol{\Sigma}_1^*]_{hh} \end{pmatrix}, \boldsymbol{\Sigma}_2^*, \boldsymbol{\Sigma}_3^*\right\}.$$

We then combine $\xi_{l;i_1,i_2,i_3}$ with $\mathcal{T}_{l;-i_1,i_2,i_3}^\top \boldsymbol{\theta}_{i_1}$. Define $\mathbf{U}_{l;[i,j]} \in \mathbb{R}^{2 \times m_2 \times m_3}$ with $[\mathbf{U}_{l;[i,j]}]_{1,:} = \boldsymbol{\xi}_{l;i}$ and $[\mathbf{U}_{l;[i,j]}]_{2,:} = \mathbf{Y}_{l;j}$. Hence,

$$\mathbf{U}_{l;[i_1,i_1]} \sim \text{TN}\left\{\mathbf{0}; \begin{pmatrix} [\boldsymbol{\Omega}_1^*]_{i_1,i_1}^{-1} & 0 \\ 0 & \frac{[\boldsymbol{\Sigma}_1^*]_{i_1,i_1} [\boldsymbol{\Omega}_1^*]_{i_1,i_1} - 1}{[\boldsymbol{\Omega}_1^*]_{i_1,i_1}} \end{pmatrix}, \boldsymbol{\Sigma}_2^*, \boldsymbol{\Sigma}_3^*\right\}.$$

Finally, the rest of the proof exactly follows Lemma B.5. Details are eliminated. The proof is complete. \blacksquare

Lemma B.7. Assume i.i.d. tensor data $\mathcal{T}, \mathcal{T}_1, \dots, \mathcal{T}_n \in \mathbb{R}^{m_1 \times m_2 \times \dots \times m_K}$ follows the tensor normal distribution $\text{TN}(\mathbf{0}; \mathbf{\Sigma}_1^*, \dots, \mathbf{\Sigma}_K^*)$. $\mathbf{\Omega}_k^*$ is the inverse of $\mathbf{\Sigma}_k^*$. Let

$$\tilde{\xi}_{l;i_1, \dots, i_K} = \mathcal{T}_{l;i_1, \dots, i_K} - \bar{\mathcal{T}}_{i_1, \dots, i_K} - (\mathcal{T}_{l;-i_1, \dots, i_K} - \bar{\mathcal{T}}_{-i_1, \dots, i_K})^\top \boldsymbol{\theta}_{i_1}$$

and

$$[\Xi_1]_{ij; \tilde{\xi}} = \frac{m_1}{(n-1)m} \sum_{l=1}^n \sum_{i_2=1}^{m_2} \dots \sum_{i_K=1}^{m_K} \tilde{\xi}_{l;i, \dots, i_K} \tilde{\xi}_{l;j, \dots, i_K},$$

where $\boldsymbol{\theta}_{i_1}$ is defined in Section 4.1.

(i). As $nm/m_1 \rightarrow \infty$,

$$\frac{\sum_{l=1}^n \sum_{i_2=1}^{m_2} \dots \sum_{i_K=1}^{m_K} (\tilde{\xi}_{l;i, \dots, i_K} \tilde{\xi}_{l;j, \dots, i_K} - \mathbb{E} \tilde{\xi}_{l;i, \dots, i_K} \tilde{\xi}_{l;j, \dots, i_K})}{\sqrt{(n-1) \prod_{k=2}^K \|\mathbf{\Sigma}_k^*\|_F^2}} \rightarrow \text{N}\left(0; \frac{1}{[\mathbf{\Omega}_1^*]_{i,i} [\mathbf{\Omega}_1^*]_{j,j}} + \frac{([\mathbf{\Omega}_1^*]_{i,j})^2}{([\mathbf{\Omega}_1^*]_{i,i} [\mathbf{\Omega}_1^*]_{j,j})^2}\right)$$

in distribution.

(ii). Assume Condition 3.2 and $\log m_1 = o(nm/m_1)$ hold, we have

$$\max_{i,j \in \{1, \dots, m_1\}} \left| [\Xi_1]_{ij; \tilde{\xi}} - \frac{m_1 \prod_{k \in \{2, \dots, K\}} \text{tr}(\mathbf{\Sigma}_k^*)}{m} \frac{[\mathbf{\Omega}_1^*]_{i,j}}{[\mathbf{\Omega}_1^*]_{i,i} [\mathbf{\Omega}_1^*]_{j,j}} \right| = O_p\left(\sqrt{\frac{\log m_1}{nm/m_1}}\right).$$

Proof of Lemma B.7: To ease the presentation, we show that Lemma B.7 holds when $K = 3$. The proof can easily be generalized to the case with $K > 3$.

Let $\boldsymbol{\xi}_{l;i} = (\xi_{l;i,i_2,i_3})_{i_2 \in \{1, \dots, m_2\}, i_3 \in \{1, \dots, m_3\}} \in \mathbb{R}^{m_2 \times m_3}$. We prove it by constructing a tensor normal variable that combines $\boldsymbol{\xi}_{l;i}$ and $\boldsymbol{\xi}_{l;j}$, then following similar strategy in Lemma B.5 to get its mean and variance, finally applying Lindeberg-Feller central limit theorem and Lemma 1 in Cai and Liu (2011) to get convergency results.

Define $\mathbf{U}_{l;ij} \in \mathbb{R}^{2 \times m_2 \times m_3}$ with $[\mathbf{U}_{l;ij}]_{1,:} = \boldsymbol{\xi}_{l;i}$ and $[\mathbf{U}_{l;ij}]_{2,:} = \boldsymbol{\xi}_{l;j}$. From Lemma 1 in Peng et al. (2012), we have

$$\mathbf{U}_{l;[ij]} \sim \text{TN}\left\{\mathbf{0}; \begin{pmatrix} [\mathbf{\Omega}_1^*]_{i,i}^{-1} & \frac{[\mathbf{\Omega}_1^*]_{i,j}}{[\mathbf{\Omega}_1^*]_{i,i} [\mathbf{\Omega}_1^*]_{j,j}} \\ \frac{[\mathbf{\Omega}_1^*]_{i,j}}{[\mathbf{\Omega}_1^*]_{i,i} [\mathbf{\Omega}_1^*]_{j,j}} & [\mathbf{\Omega}_1^*]_{j,j}^{-1} \end{pmatrix}, \mathbf{\Sigma}_2^*, \mathbf{\Sigma}_3^*\right\}.$$

Under similar arguments in the proof of Lemma B.5 (B.33), we have

$$\sum_{l=1}^n \sum_{i_2=1}^{m_2} \sum_{i_3=1}^{m_3} \tilde{\xi}_{l;i,i_2,i_3} \tilde{\xi}_{l;j,i_2,i_3} = \sum_{l=1}^{n-1} \sum_{i_2=1}^{m_2} \sum_{i_3=1}^{m_3} \lambda_{i_2}^{(2)} \lambda_{i_3}^{(3)} \zeta_{l;i,i_2,i_3} \zeta_{l;j,i_2,i_3},$$

where

$$(\zeta_{l;i,i_2,i_3}, \zeta_{l;j,i_2,i_3}) \sim \text{TN}\left\{\mathbf{0}; \begin{pmatrix} [\mathbf{\Omega}_1^*]_{i,i}^{-1} & \frac{[\mathbf{\Omega}_1^*]_{i,j}}{[\mathbf{\Omega}_1^*]_{i,i} [\mathbf{\Omega}_1^*]_{j,j}} \\ \frac{[\mathbf{\Omega}_1^*]_{i,j}}{[\mathbf{\Omega}_1^*]_{i,i} [\mathbf{\Omega}_1^*]_{j,j}} & [\mathbf{\Omega}_1^*]_{j,j}^{-1} \end{pmatrix}\right\}$$

i.i.d. for $1 \leq l \leq n$, $1 \leq i_2 \leq m_2$, $1 \leq i_3 \leq m_3$. Therefore, its expectation is

$$\mathbb{E}\left[\sum_{l=1}^n \sum_{i_2=1}^{m_2} \sum_{i_3=1}^{m_3} \tilde{\xi}_{l;i,i_2,i_3} \tilde{\xi}_{l;j,i_2,i_3}\right] = \sum_{l=1}^{n-1} \sum_{i_2=1}^{m_2} \sum_{i_3=1}^{m_3} \lambda_{i_2}^{(2)} \lambda_{i_3}^{(3)} \frac{[\mathbf{\Omega}_1^*]_{i,j}}{[\mathbf{\Omega}_1^*]_{i,i} [\mathbf{\Omega}_1^*]_{j,j}}$$

$$= (n-1) \operatorname{tr}(\mathbf{\Sigma}_2^*) \operatorname{tr}(\mathbf{\Sigma}_3^*) \frac{[\mathbf{\Omega}_1^*]_{i,j}}{[\mathbf{\Omega}_1^*]_{i,i} [\mathbf{\Omega}_1^*]_{j,j}}$$

Applying Lemma 1 in [Cai and Liu \(2011\)](#), (ii) is proved. Moreover, its variance is

$$\begin{aligned} \operatorname{Var} \left(\sum_{l=1}^n \sum_{i_2=1}^{m_2} \sum_{i_3=1}^{m_3} \tilde{\xi}_{l;i,i_2,i_3} \tilde{\xi}_{l;j,i_2,i_3} \right) &= \operatorname{Var} \left(\sum_{l=1}^{n-1} \sum_{i_2=1}^{m_2} \sum_{i_3=1}^{m_3} \lambda_{i_2}^{(2)} \lambda_{i_3}^{(3)} \zeta_{l;i,i_2,i_3} \zeta_{l;j,i_2,i_3} \right) \\ &= \sum_{l=1}^{n-1} \sum_{i_2=1}^{m_2} \sum_{i_3=1}^{m_3} \operatorname{Var} \left(\lambda_{i_2}^{(2)} \lambda_{i_3}^{(3)} \zeta_{l;i,i_2,i_3} \zeta_{l;j,i_2,i_3} \right) \\ &= (n-1) \sum_{i_2=1}^{m_2} \sum_{i_3=1}^{m_3} (\lambda_{i_2}^{(2)})^2 (\lambda_{i_3}^{(3)})^2 \operatorname{Var} \left(\zeta_{l;i,i_2,i_3} \zeta_{l;j,i_2,i_3} \right) \\ &= (n-1) \left(\frac{1}{[\mathbf{\Omega}_1^*]_{i,i} [\mathbf{\Omega}_1^*]_{j,j}} + \frac{([\mathbf{\Omega}_1^*]_{i,j})^2}{([\mathbf{\Omega}_1^*]_{i,i} [\mathbf{\Omega}_1^*]_{j,j})^2} \right) \|\mathbf{\Sigma}_2^*\|_F^2 \|\mathbf{\Sigma}_3^*\|_F^2 \end{aligned}$$

By Lindeberg-Feller central limit theorem, we prove the limiting distribution in (i). The proof is completed. \blacksquare

Lemma B.8. Assume i.i.d. tensor data $\mathcal{T}, \mathcal{T}_1, \dots, \mathcal{T}_n \in \mathbb{R}^{m_1 \times m_2 \times \dots \times m_K}$ follows the tensor normal distribution $\operatorname{TN}(\mathbf{0}; \mathbf{\Sigma}_1^*, \dots, \mathbf{\Sigma}_K^*)$. Let

$$\varpi_0^2 = \frac{m \cdot \|\mathbf{\Sigma}_2^*\|_F^2 \dots \|\mathbf{\Sigma}_K^*\|_F^2}{m_1 \cdot (\operatorname{tr}(\mathbf{\Sigma}_2^*))^2 \dots (\operatorname{tr}(\mathbf{\Sigma}_K^*))^2}.$$

Under the same conditions of Lemma B.3 and $(m_k + s_k) \log m_k = o(nm)$ for all $k \in \{2, \dots, K\}$, we have

$$\varpi^2 / \varpi_0^2 \rightarrow 1,$$

in probability as $nm \rightarrow \infty$ where ϖ^2 is defined in Section 4.1.

Proof to Lemma B.8: To ease the presentation, we show that Lemma B.8 holds when $K = 3$. The proof can easily be generalized to the case with $K > 3$.

Lemma B.3 gives

$$\max_{s,t} [\hat{\mathbf{S}}_k - \mathbf{\Sigma}_k^*]_{s,t} = O_P \left(\max_{j=1,\dots,K} \sqrt{\frac{(m_j + s_j) \log m_j}{nm}} \right).$$

For simplicity, denote

$$a_n = \max_{j=1,\dots,K} \sqrt{\frac{(m_j + s_j) \log m_j}{nm}}.$$

Then we have

$$\operatorname{tr}(\hat{\mathbf{S}}_k) / \operatorname{tr}(\mathbf{\Sigma}_k^*) = 1 + O_p(a_n), \text{ and } \|\hat{\mathbf{S}}_k\|_F^2 / \|\mathbf{\Sigma}_k^*\|_F^2 = 1 + O_p(a_n).$$

Therefore

$$\frac{\|\Sigma_k^*\|_F^2}{\|\widehat{\Sigma}_k\|_F^2} \cdot \frac{(\text{tr}(\widehat{\Sigma}_k))^2}{(\text{tr}(\Sigma_k^*))^2} \rightarrow 1$$

in probability. The proof is completed. \blacksquare

Lemma B.9. Under the same conditions of Theorem 3.9, we have

$$\max_{i_1 \in \{1, \dots, m_1\}} \|\widehat{\theta}_{i_1} - \theta_{i_1}\|_2 = \sqrt{\frac{d_1 m_1 \log m_1}{nm}}, \text{ and } \max_{i_1 \in \{1, \dots, m_1\}} \|\widehat{\theta}_{i_1} - \theta_{i_1}\|_1 = d_1 \sqrt{\frac{m_1 \log m_1}{nm}},$$

where $\widehat{\theta}_{i_1}$ and θ_{i_1} are defined in Section 4.1.

Proof of Lemma B.9: To ease the presentation, we show that Lemma B.9 holds when $K = 3$. The proof can easily be generalized to the case with $K > 3$.

First, we derive upper bounds on l_2 norm.

$$\begin{aligned} \max_{i_1 \in \{1, \dots, m_1\}} \|\widehat{\theta}_{i_1} - \theta_{i_1}\|_2 &= \max_{i_1 \in \{1, \dots, m_1\}} \|[\widehat{\Omega}_1]_{i_1 i_1}^{-1} [\widehat{\Omega}_1]_{i_1, -i_1} - [\Omega_1^*]_{i_1 i_1}^{-1} [\Omega_1^*]_{i_1, -i_1}\|_2 \\ &\leq \max_{i_1 \in \{1, \dots, m_1\}} \|[\Omega_1^*]_{i_1, -i_1}\|_2 |[\widehat{\Omega}_1]_{i_1 i_1}^{-1} - [\Omega_1^*]_{i_1 i_1}^{-1}| \\ &\quad + \max_{i_1 \in \{1, \dots, m_1\}} \|[\widehat{\Omega}_1]_{i_1, -i_1} - [\Omega_1^*]_{i_1, -i_1}\|_2 |[\widehat{\Omega}_1]_{i_1 i_1}^{-1}| \\ &\leq \max_{i_1 \in \{1, \dots, m_1\}} \|[\Omega_1^*]_{i_1, :}\|_2 \max_{i, j \in \{1, \dots, m_1\}} |[\widehat{\Omega}_1]_{ij}^{-1} - [\Omega_1^*]_{ij}^{-1}| \\ &\quad + \max_{i_1 \in \{1, \dots, m_1\}} \|[\widehat{\Omega}_1]_{i_1, :} - [\Omega_1^*]_{i_1, :}\|_2 \max_{i, j \in \{1, \dots, m_1\}} |[\widehat{\Omega}_1]_{ij}^{-1}| \end{aligned} \quad (\text{B.37})$$

Theorem 3.9 implies that

$$\|\widehat{\Omega}_1 - \Omega_1^*\|_\infty = O_P \left(\sqrt{\frac{m_1 \log m_1}{nm}} \right).$$

Together with the fact $\|\Omega_1^*\|_F = 1$ and $\|\widehat{\Omega}_1\|_F = 1$, l_2 norm is bounded as

$$\max_{i_1 \in \{1, \dots, m_1\}} \|\widehat{\theta}_{i_1} - \theta_{i_1}\|_2 \leq C_1 \sqrt{\frac{\log m_1}{nm_2 m_3}} + C_2 \sqrt{d_1} \sqrt{\frac{\log m_1}{nm_2 m_3}}$$

Similarly, we bound l_1 norm as follow:

$$\begin{aligned} \max_{i_1 \in \{1, \dots, m_1\}} \|\widehat{\theta}_{i_1} - \theta_{i_1}\|_1 &= \max_{i_1 \in \{1, \dots, m_1\}} \|[\widehat{\Omega}_1]_{i_1 i_1}^{-1} [\widehat{\Omega}_1]_{i_1, -i_1} - [\Omega_1^*]_{i_1 i_1}^{-1} [\Omega_1^*]_{i_1, -i_1}\|_1 \\ &\leq \|\Omega_1^*\|_\infty \max_{i, j \in \{1, \dots, m_1\}} |[\widehat{\Omega}_1]_{ij}^{-1} - [\Omega_1^*]_{ij}^{-1}| \\ &\quad + \|\widehat{\Omega}_1 - \Omega_1^*\|_\infty \max_{i, j \in \{1, \dots, m_1\}} |[\widehat{\Omega}_1]_{ij}^{-1}| \\ &\leq C_1 \sqrt{\frac{\log m_1}{nm_2 m_3}} + C_2 d_1 \sqrt{\frac{\log m_1}{nm_2 m_3}} \end{aligned} \quad (\text{B.38})$$

The proof is completed. \blacksquare

C Auxiliary lemmas

Lemma C.1. Assume a random matrix $\mathbf{X} \in \mathbb{R}^{p \times q}$ follows the matrix-variate normal distribution such that $\text{vec}(\mathbf{X}) \sim \mathcal{N}(\mathbf{0}; \Psi^* \otimes \Sigma^*)$ with $\Psi^* \in \mathbb{R}^{q \times q}$ and $\Sigma^* \in \mathbb{R}^{p \times p}$. Then for any symmetric and positive definite matrix $\Omega \in \mathbb{R}^{p \times p}$, we have $\mathbb{E}(\mathbf{X}^\top \Omega \mathbf{X}) = \Psi^* \text{tr}(\Omega \Sigma^*)$.

Proof of Lemma C.1: Since the matrix Ω is symmetric and positive definite, it has the Cholesky decomposition $\Omega = \mathbf{V}^\top \mathbf{V}$, where \mathbf{V} is upper triangular with positive diagonal entries. Let $\mathbf{Y} := \mathbf{V} \mathbf{X}$ and denote the j -th row of matrix \mathbf{Y} as $\mathbf{y}_j = (y_{j,1}, \dots, y_{j,q})$. We have $\mathbb{E}(\mathbf{X}^\top \Omega \mathbf{X}) = \mathbb{E}(\mathbf{Y}^\top \mathbf{Y}) = \sum_{j=1}^p \mathbb{E}(\mathbf{y}_j^\top \mathbf{y}_j)$. Here $\mathbf{y}_j = \mathbf{v}_j \mathbf{X}$ with \mathbf{v}_j the j -th row of \mathbf{V} . Denote the i -th column of matrix \mathbf{X} as $\mathbf{x}_{(i)}$, we have $y_{j,i} = \mathbf{v}_j \mathbf{x}_{(i)}$. Therefore, the (s, t) -th entry of $\mathbb{E}(\mathbf{y}_j^\top \mathbf{y}_j)$ is

$$[\mathbb{E}(\mathbf{y}_j^\top \mathbf{y}_j)]_{(s,t)} = \mathbb{E}[\mathbf{v}_j \mathbf{x}_{(s)} \mathbf{v}_j \mathbf{x}_{(t)}] = \mathbf{v}_j \mathbb{E}[\mathbf{x}_{(s)} \mathbf{x}_{(t)}^\top] \mathbf{v}_j^\top = \mathbf{v}_j \Psi_{s,t}^* \Sigma_{s,t}^* \mathbf{v}_j^\top,$$

where $\Psi_{s,t}^*$ is the (s, t) -th entry of Ψ^* . The last equality is due to $\text{vec}(\mathbf{X}) = (\mathbf{x}_{(1)}^\top, \dots, \mathbf{x}_{(q)}^\top)^\top \sim \mathcal{N}(\mathbf{0}; \Psi^* \otimes \Sigma^*)$. Therefore, we have

$$\mathbb{E}(\mathbf{X}^\top \Omega \mathbf{X}) = \sum_{j=1}^p \mathbb{E}(\mathbf{y}_j^\top \mathbf{y}_j) = \Psi^* \sum_{j=1}^p \mathbf{v}_j \Sigma^* \mathbf{v}_j^\top = \Psi^* \text{tr} \left(\sum_{j=1}^p \mathbf{v}_j^\top \mathbf{v}_j \Sigma^* \right) = \Psi^* \text{tr}(\Omega \Sigma^*).$$

This ends the proof of Lemma C.1. ■

The following lemma is stated by [Ledoux and Talagrand \(2011\)](#).

Lemma C.2. Let random variables $x_1, \dots, x_n \in \mathbb{R}$ be i.i.d. drawn from standard normal $\mathcal{N}(0; 1)$ and denote $\mathbf{x} = (x_1, \dots, x_n)^\top \in \mathbb{R}^n$ be a random vector. For a function $f : \mathbb{R}^n \rightarrow \mathbb{R}$ with Lipschitz constant L , that is, for any vectors $\mathbf{v}_1, \mathbf{v}_2 \in \mathbb{R}^n$, there exists $L \geq 0$ such that $|f(\mathbf{v}_1) - f(\mathbf{v}_2)| \leq L \|\mathbf{v}_1 - \mathbf{v}_2\|_2$. Then, for any $t > 0$, we have

$$\mathbb{P} \{ |f(\mathbf{x}) - \mathbb{E}[f(\mathbf{x})]| > t \} \leq 2 \exp \left(-\frac{t^2}{2L^2} \right).$$

The following lemma is useful for the proof of Lemma B.1. A similar statement was given in Lemma I.2 of [Negahban and Wainwright \(2011\)](#).

Lemma C.3. Suppose that a d -dimensional Gaussian random vector $\mathbf{y} \sim \mathcal{N}(\mathbf{0}; \mathbf{Q})$, Then, for any $t > 2/\sqrt{d}$, we have

$$\mathbb{P} \left[\frac{1}{d} \left| \|\mathbf{y}\|_2^2 - \mathbb{E}(\|\mathbf{y}\|_2^2) \right| > 4t \|\mathbf{Q}\|_2 \right] \leq 2 \exp \left\{ -\frac{d(t - 2/\sqrt{d})^2}{2} \right\} + 2 \exp(-d/2).$$

Proof of Lemma C.3: Note that $\mathbb{E}(\|\mathbf{y}\|_2^2) \leq [\mathbb{E}(\|\mathbf{y}\|_2)]^2$ and hence

$$\|\mathbf{y}\|_2^2 - \mathbb{E}(\|\mathbf{y}\|_2^2) \leq [\|\mathbf{y}\|_2 - \mathbb{E}(\|\mathbf{y}\|_2)][\|\mathbf{y}\|_2 + \mathbb{E}(\|\mathbf{y}\|_2)].$$

The term $(\|\mathbf{y}\|_2 - \mathbb{E}(\|\mathbf{y}\|_2))$ can be bounded via the concentration inequality in Lemma C.2 by noting that $\|\mathbf{y}\|_2$ is a Lipschitz function of Gaussian random vector \mathbf{y} . The term $\|\mathbf{y}\|_2 + \mathbb{E}(\|\mathbf{y}\|_2)$ can also

be bounded by the large deviation bound since \mathbf{y} is a Gaussian random vector. This ends the proof of Lemma C.3. \blacksquare

The following lemma, which is key to Theorem 4.4, is Lemma 6.4 in Chen and Liu (2015). Let ξ_1, \dots, ξ_n be independent d -dimensional random vectors with mean zero. Define $G(t) = 2 - 2\Phi(t)$ and $|\cdot|_{(d)}$ by $|\mathbf{z}|_{(d)} = \min\{|z_i|; 1 \leq i \leq d\}$ for $\mathbf{z} = (z_1, \dots, z_d)^\top$. Let (p, n) be a sequence of positive integers and the constants c, r, b, γ, K, C mentioned below is irrelevant to (p, n) .

Lemma C.4. Suppose that $p \leq cn^r$ and $\max_{1 \leq k \leq n} \mathbb{E} \|\xi_k\|_2^{bdr+2+\epsilon} \leq K$ for some fixed $c > 0, r > 0, b > 0, K > 0$ and $\epsilon > 0$. Assume that $\|\frac{1}{n} \text{cov}(\sum_{k=1}^n \xi_k) - \mathbf{I}_{d \times d}\|_2 \leq C(\log p)^{-2-\gamma}$ for some $\gamma > 0$ and $C > 0$. Then we have

$$\sup_{0 \leq t \leq \sqrt{b \log p}} \left| \frac{P(|\sum_{k=1}^n \xi_k|_{(d)} \geq t\sqrt{n})}{(G(t))^d} - 1 \right| \leq C(\log p)^{-1-\gamma_1},$$

where $\gamma_1 = \min\{\gamma, 1/2\}$.

The following lemma is Lemma 6.5 in Chen and Liu (2015), serving a significant role in Theorem 4.4. Let $\eta_k = (\eta_{k1}, \eta_{k2})^\top, 1 \leq k \leq n$, are independent 2-dimensional random vectors with mean zero.

Lemma C.5. Suppose that $p \leq cn^r$ and $\max_{1 \leq k \leq n} \mathbb{E} \|\theta_k\|_2^{bdr+2+\epsilon} \leq \infty$ for some fixed $c > 0, r > 0, b > 0$ and $\epsilon > 0$. Assume that $\sum_{k=1}^n \text{Var}(\eta_{k1}) = \sum_{k=1}^n \text{Var}(\eta_{k2}) = n$ and $|\frac{1}{n} \sum_{k=1}^n \text{cov}(\eta_{k1}, \eta_{k2})| \leq \delta$ for some $0 \leq \delta < 1$. Then, we have

$$P\left(|\sum_{k=1}^n \eta_{k1}| \geq t\sqrt{n}, |\sum_{k=1}^n \eta_{k2}| \geq t\sqrt{n}\right) \leq C(t+1)^{-2} \exp(-t^2/(1+\delta))$$

uniformly for $0 \leq t \leq \sqrt{b \log p}$, where C only depend on $c, d, r, \epsilon, \delta$.

References

- AGARWAL, A., ANANDKUMAR, A., JAIN, P. and NETRAPALLI, P. (2013). Learning sparsely used overcomplete dictionaries via alternating minimization. *arXiv:1310.7991*.
- ALLEN, G. (2012). Sparse higher-order principal components analysis. In *International Conference on Artificial Intelligence and Statistics*.
- ANANDKUMAR, A., GE, R., HSU, D., KAKADE, S. and TELGARSKY, M. (2014). Tensor decompositions for learning latent variable models. *Journal of Machine Learning Research* **15** 2773–2832.
- ARORA, S., BHASKARA, A., GE, R. and MA, T. (2014). More algorithms for provable dictionary learning. *arXiv:1401.0579*.
- ARORA, S., GE, R., MA, T. and MOITRA, A. (2015). Simple, efficient, and neural algorithms for sparse coding. *arXiv:1503.00778*.

- ARORA, S., GE, R. and MOITRA, A. (2013). New algorithms for learning incoherent and overcomplete dictionaries. *arXiv:1308.6273* .
- BANERJEE, O., GHAOUI, L. and D'ASPREMONT, A. (2008). Model selection through sparse maximum likelihood estimation for multivariate gaussian or binary data. *Journal of Machine Learning Research* **9** 485–516.
- BICKEL, P. and LEVINA, E. (2008). Covariance regularization by thresholding. *Annals of Statistics* **36** 2577–2604.
- CAI, T. and LIU, W. (2011). Adaptive thresholding for sparse covariance matrix estimation. *Journal of the American Statistical Association* **106** 672–684.
- CAI, T., LIU, W. and ZHOU, H. (2015). Estimating sparse precision matrix: Optimal rates of convergence and adaptive estimation. *Annals of Statistics* .
- CHEN, X. and LIU, W. (2015). Statistical inference for matrix-variate gaussian graphical models and false discovery rate control. *arXiv:1509.05453* .
- DAWID, A. (1981). Some matrix-variate distribution theory: Notational considerations and a bayesian application. *Biometrika* **68** 265–274.
- FAN, J., FENG, Y. and WU., Y. (2009). Network exploration via the adaptive Lasso and scad penalties. *Annals of Statistics* **3** 521–541.
- FAN, J. and LI, R. (2001). Variable selection via nonconcave penalized likelihood and its oracle properties. *Journal of the American Statistical Association* **96** 1348–1360.
- FRIEDMAN, J., HASTIE, H. and TIBSHIRANI, R. (2008). Sparse inverse covariance estimation with the graphical Lasso. *Biostatistics* **9** 432–441.
- GUPTA, A. and NAGAR, D. (2000). *Matrix variate distributions*. Chapman and Hall/CRC Press.
- HARDT, M. (2014). Understanding alternating minimization for matrix completion. In *Symposium on Foundations of Computer Science*.
- HARDT, M., MEKA, R., RAGHAVENDRA, P. and WEITZ, B. (2014). Computational limits for matrix completion. *arXiv:1402.2331* .
- HARDT, M. and WOOTTERS, M. (2014). Fast matrix completion without the condition number. *arXiv:1407.4070* .
- HE, S., YIN, J., LI, H. and WANG, X. (2014). Graphical model selection and estimation for high dimensional tensor data. *Journal of Multivariate Analysis* **128** 165–185.
- HOFF, P. (2011). Separable covariance arrays via the Tucker product, with applications to multivariate relational data. *Bayesian Analysis* **6** 179–196.

- JAIN, P., NETRAPALLI, P. and SANGHAVI, S. (2013). Low-rank matrix completion using alternating minimization. In *Symposium on Theory of Computing*.
- JANKOVA, J. and VAN DE GEER, S. (2014). Confidence intervals for high-dimensional inverse covariance estimation. *arXiv:1403.6752* .
- JAVANMARD, A. and MONTANARI, A. (2015). De-biasing the lasso: Optimal sample size for gaussian designs. *arXiv preprint arXiv:1508.02757* .
- KARATZOGLOU, A., AMATRIAIN, X., BALTRUNAS, L. and OLIVER, N. (2010). Multi-verse recommendation: n -dimensional tensor factorization for context-aware collaborative filtering. In *ACM Recommender Systems*.
- KOLDA, T. and BADER, B. (2009). Tensor decompositions and applications. *SIAM Review* **51** 455–500.
- LAM, C. and FAN, J. (2009). Sparsistency and rates of convergence in large covariance matrix estimation. *Annals of Statistics* **37** 4254–4278.
- LEDoux, M. and TALAGRAND, M. (2011). *Probability in Banach Spaces: Isoperimetry and Processes*. Springer.
- LEE, W. and LIU, Y. (2015). Joint estimation of multiple precision matrices with common structures. *Journal of Machine Learning Research* To Appear.
- LENG, C. and TANG, C. (2012). Sparse matrix graphical models. *Journal of the American Statistical Association* **107** 1187–1200.
- LIU, J., MUSIALSKI, P., WONKA, P. and YE, J. (2013). Tensor completion for estimating missing values in visual data. *IEEE Transactions on Pattern Analysis and Machine Intelligence* **35** 208–220.
- LIU, W. (2013). Gaussian graphical model estimation with false discovery rate control. *The Annals of Statistics* **41** 2948–2978.
- LIU, W. and SHAO, Q.-M. (2014). Phase transition and regularized bootstrap in large-scale t-tests with false discovery rate control. *Annals of Statistics* **42** 2003–2025.
- LOH, P.-L. and WAINWRIGHT, M. J. (2014). Support recovery without incoherence: A case for nonconvex regularization. *arXiv:1412.5632* .
- NEGAHBAN, S. and WAINWRIGHT, M. (2011). Estimation of (near) low-rank matrices with noise and high-dimensional scaling. *Annals of Statistics* **39** 1069–1097.
- NETRAPALLI, P., JAIN, P. and SANGHAVI, S. (2013). Phase retrieval using alternating minimization. In *Advances in Neural Information Processing Systems*.

- NING, Y. and LIU, H. (2016). A general theory of hypothesis tests and confidence regions for sparse high dimensional models. *Annals of Statistics* To Appear.
- PENG, J., WANG, P., ZHOU, N. and ZHU, J. (2012). Partial correlation estimation by joint sparse regression models. *Journal of the American Statistical Association* .
- RAVIKUMAR, P., WAINWRIGHT, M., RASKUTTI, G. and YU, B. (2011). High-dimensional covariance estimation by minimizing ℓ_1 -penalized log-determinant divergence. *Electronic Journal of Statistics* **5** 935–980.
- REN, Z., SUN, T., ZHANG, C.-H. and ZHOU, H. H. (2015). Asymptotic normality and optimalities in estimation of large gaussian graphical model. *Annals of Statistics* To Appear.
- RENDLE, S. and SCHMIDT-THIEME, L. (2010). Pairwise interaction tensor factorization for personalized tag recommendation. In *International Conference on Web Search and Data Mining*.
- ROTHMAN, A. J., BICKEL, P. J., LEVINA, E. and ZHU, J. (2008). Sparse permutation invariant covariance estimation. *Electronic Journal of Statistics* **2** 494–515.
- SHEN, X., PAN, W. and ZHU, Y. (2012). Likelihood-based selection and sharp parameter estimation. *Journal of the American Statistical Association* **107** 223–232.
- SUN, J., QU, Q. and WRIGHT, J. (2015). Complete dictionary recovery over the sphere. *arXiv:1504.06785* .
- SUN, W., LU, J., LIU, H. and CHENG, G. (2016). Provable sparse tensor decomposition. *Journal of the Royal Statistical Society, Series B* .
- TIBSHIRANI, R. (1996). Regression shrinkage and selection via the Lasso. *Journal of the Royal Statistical Society, Series B* **58** 267–288.
- TSILIGKARIDIS, T., HERO, A. O. and ZHOU, S. (2013). On convergence of Kronecker graphical Lasso algorithms. *IEEE Transactions on Signal Processing* **61** 1743–1755.
- VAN DE GEER, S., BUHLMANN, P., RITOV, Y. and DEZEURE, R. (2014). On asymptotically optimal confidence regions and tests for high-dimensional models. *Annals of Statistics* **42** 1166–1202.
- WANG, Z., LIU, H. and ZHANG, T. (2014). Optimal computational and statistical rates of convergence for sparse nonconvex learning problems. *Annals of Statistics* **42** 2164–2201.
- XIA, Y. and LI, L. (2015). Hypothesis testing of matrix graph model with application to brain connectivity analysis. *arXiv:1511.00718* .
- YI, X., CARAMANIS, C. and SANGHAVI, S. (2013). Alternating minimization for mixed linear regression. *arXiv:1310.3745* .

- YIN, J. and LI, H. (2012). Model selection and estimation in the matrix normal graphical model. *Journal of Multivariate Analysis* **107** 119–140.
- YUAN, M. and LIN, Y. (2007). Model selection and estimation in the gaussian graphical model. *Biometrika* **94** 19–35.
- ZAHN, J., POOSALA, S., OWEN, A., INGRAM, D. ET AL. (2007). AGEMAP: A gene expression database for aging in mice. *PLOS Genetics* **3** 2326–2337.
- ZHANG, C. (2010). Nearly unbiased variable selection under minimax concave penalty. *Annals of Statistics* **38** 894–942.
- ZHANG, C. and ZHANG, S. (2014). Confidence intervals for low dimensional parameters in high dimensional linear models. *Journal of the Royal Statistical Society, Series B* **76** 217–242.
- ZHANG, X. and CHENG, G. (2016). Simultaneous inference for high-dimensional linear models. *Journal of the American Statistical Association* .
- ZHAO, P. and YU, B. (2006). On model selection consistency of Lasso. *Journal of Machine Learning Research* **7** 2541–2567.
- ZHAO, T., LIU, H., ROEDER, K., LAFFERTY, J. and WASSERMAN, L. (2012). The huge package for high-dimensional undirected graph estimation in R. *Journal of Machine Learning Research* **13** 1059–1062.
- ZHENG, N., LI, Q., LIAO, S. and ZHANG, L. (2010). Flickr group recommendation based on tensor decomposition. In *International ACM SIGIR Conference*.
- ZHOU, S. (2014). Gemini: Graph estimation with matrix variate normal instances. *Annals of Statistics* **42** 532–562.
- ZOU, H. (2006). The adaptive Lasso and its oracle properties. *Journal of the American Statistical Association* **101** 1418–1429.