

# Network learning via multi-agent inverse transportation problems

Jia Xu<sup>1</sup>, Mehdi Nourinejad<sup>2</sup>, Joseph Y. J. Chow<sup>1\*</sup>

<sup>1</sup>Department of Civil & Urban Engineering, New York University, New York, NY, USA

<sup>2</sup>Department of Civil & Mining Engineering, University of Toronto, Toronto, ON, Canada

\*Corresponding author email: [joseph.chow@nyu.edu](mailto:joseph.chow@nyu.edu)

## Abstract

Despite the ubiquity of transportation data, statistical inference methods alone are not able to explain mechanistic relations within a network. Inverse optimization methods fulfill this gap, but they are designed to take observations of the same model to learn the parameters of that model. New inverse optimization models and supporting algorithms are proposed to learn the parameters of heterogeneous travelers' route optimization such that the value of shared network resources (e.g. link capacity dual prices) can be inferred. The inferred values are internally consistent with each agent's optimization program. We prove that the method can obtain unique dual prices for a network shared by these agents, in polynomial time. Three experiments are conducted. The first one, conducted on a 4-node network, verifies the methodology to obtain heterogeneous link cost parameters even when a mixed logit model cannot provide meaningful results. The second is a parameter recovery test on the Nguyen-Dupuis network that shows that unique latent link capacity dual prices can be inferred using the proposed method. The last test on the same network demonstrates how a monitoring system in an online learning environment can be designed using this method.

## Keywords

inverse optimization, learning, network analysis, route choice, multi-agent system

# 1 Introduction

Travel data has become increasingly abundant and ubiquitous in recent years due to advances in information and communications technologies (ICTs) and Big Data. The shift to data driven methods in transportation is apparent; some notable and diverse efforts include the Mobile Millennium project to track traffic using GPS phone data (Herrera et al., 2010), use of transit smart card data in Santiago to estimate travel demand patterns (Munizaga and Palma, 2012), urban link performance inference from New York City taxi data (Zhan et al., 2013), and the digital matatu project in Nairobi, Kenya, to characterize their flexible bus system with cell phone data (Williams et al., 2015), among others.

These methods make use of observations from data to infer or learn specific characteristics of system components that are not directly observable. For example, the study from Zhan et al. (2013) infers link travel times using taxi GPS data. This data-driven learning generally comes in two types. The first is purely statistical and relies on fitting observations of variables to distributions and relating those distributions to infer other distributions. These descriptive methods can track incremental changes in the system, but cannot readily adapt to significant state changes. For example, the taxi GPS data study from Zhan et al. (2013) estimates link travel times by solving a nonlinear least squares problem to match paths, but does not provide a mechanistic network structure to explain diversions that may be observed because congestion in one link is causing spillback and rerouting of taxis to second and third shortest paths. As a result, they are used more for understanding a current system, not so much to support strategic decision-making that involve substantial changes in the system.

The second type of data-driven learning fits a model structure to a system and estimates parameters from observed data. Examples of such are the origin-destination (OD) estimation methods that assume an underlying traffic assignment problem structure in network flows. These methods are also called inverse problems (see Tarantola, 2005), which assume a model  $X = M(\theta)$  and a corresponding inverse model  $\hat{\theta} = M^{-1}(x)$  that estimate parameters based on observations of  $X$ . The advantage of this approach is that a model structure provides a mechanistic relationship to predict significant changes in the system. For example, if a highway or new bus line is added to a transportation network, an appropriately calibrated network model can be used to predict the changes in flows. An inverse problem where the model is a linear mathematical program has been proposed by Ahuja and Orlin (2001). This class of problems is called inverse optimization (IO). Using IO, one can learn linear programming parameters from observed decision variables and prior information such that the desired optimality condition is maintained.

However, IO assumes that the data obtained is at the same level of the model, e.g. an inverse of a network flow model uses observation of the flow data to learn the parameters of the system model. In many transportation cases, however, this is untrue. The system model is the whole transportation network, and its parameters dictate how the congestion and capacity effects influence travel. However, it is the individual agents that are trying to optimize their own network models (e.g. shortest path) and learning from their experiences. In other words, the desired optimality condition is held at the agent level, but learning has to include system performance parameters shared by all agents. Without addressing this discrepancy, IO methods can capture network structure but would not be able to handle online learning. On the contrary, statistical methods are well-known for handling online learning (e.g. Bayesian inference) but lack the network model framework.

These two issues with current data-driven learning are illustrated in Fig. 1. The classic Nguyen-Dupuis network (Nguyen and Dupuis, 1984) is used to show two states of latent link capacities artificially imposed on the network. The change from one state to the next is due to the change in capacity of link (6,7). Using statistical methods, we can compute the total system travel times (68,400 on left, 70,000 on right), but we cannot explain *why* the state change occurred. There is no inverse optimization model that can explain this change either. The closest model is from Güler and Hamacher (2010), who only study the single OD capacity inverse minimum cost flow problem and conclude that it is NP-hard.

We propose to address this discrepancy with a new data-driven methodology that uses inverse optimization with network models that rely on learning from multiple heterogeneous agents. The method takes observed routes of travelers to estimate heterogeneous route preferences and infer network parameters that influence these observed routes, such as the dual prices of the link capacities. Because the method learns the preferences of multiple agents and relates those preferences to system parameters, it can be used in an online learning environment. Lastly, by formulating the learning problem as a mathematical program, it paves the way to designing integrated learning and network design models for *artificially intelligent networks*.

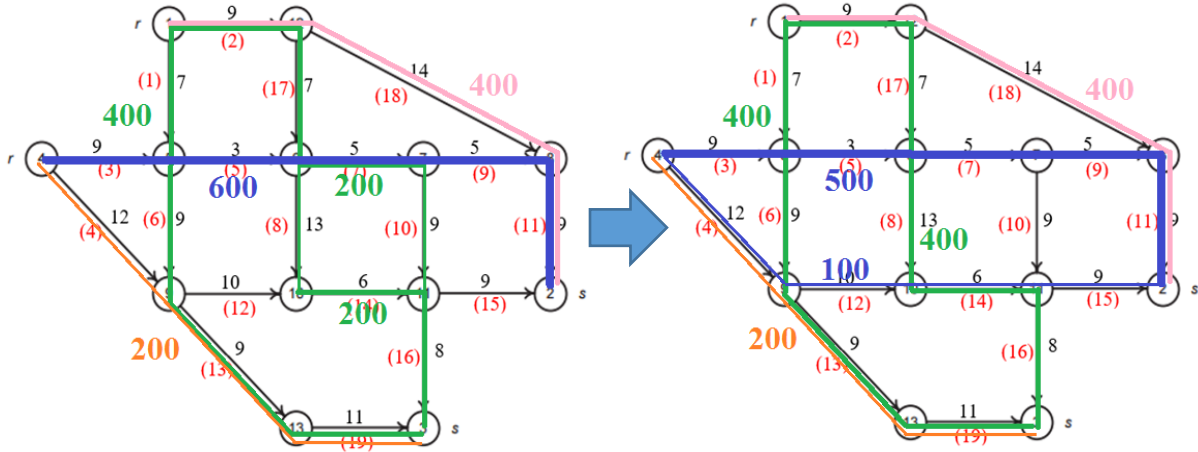


Fig. 1. Illustration of a state change in the Nguyen-Dupuis network that leads to a change in observed flows.

The remainder of the paper is organized as follows. Section 2 expands on the review of learning methods in a network context, inverse optimization as a learning methodology, and recent developments to handle heterogeneity in observed data. Section 3 presents the proposed methodology in two stages: first as a basic model to infer heterogeneous route preferences of multiple agents using a shared network, and second in inferring the parameters of that network that can explain their route choices. Section 4 presents three computational experiments that include a demonstration of online learning. Section 5 concludes.

## 2 Literature review

Many studies have used statistical methodologies such as random utility theory (Cascetta et al., 1996; Vovsha and Bekhor, 1998; Srinivasan and Mahmassani, 2000; Dia, 2002; Frejinger and Bierlaire, 2007; Ben-Elia and Shifan, 2010; Gao, 2012; Fosgerau et al., 2013). A literature survey is available from Prato (2009). Many such efforts try to link statistical methods with

network through behavioral assumptions of their interactions with the network. For example, when considering congestion or capacity effects of networks, the presence of a stochastic user equilibrium (Daganzo and Sheffi, 1977) may be assumed. However, estimation of the statistical route choice models cannot simultaneously estimate the link parameters in the network. More integration with network models has been sought in recent years. One example is Watling et al. (2015), which seek to align route choices from the statistical models with parameters in deterministic network models by considering equilibration of choice sets.

Meanwhile, inverse optimization can be used to learn network parameters from a prior value. The first inverse optimization model was proposed by Burton and Toint (1992) for the inverse shortest path problem, and it was further generalized by Ahuja and Orlin (2001). It is defined as follows: for a given prior  $c_0$  of a linear program's (LP's) parameters and observed decision variables  $x^*$ , determine an updated  $c$  such that  $x^*$  is optimal while minimizing its  $L_1$  norm from the prior, as shown in Eq. (1).  $A$  is the constraint matrix and  $b$  is the vector of side constraint values.

$$\min_c |c_0 - c|: x^* = \operatorname{argmin}\{c^T x: Ax \leq b, x \geq 0\} \quad (1)$$

The  $L_1$  norm minimization is used to regularize what would otherwise be an ill-posed problem with infinite solutions. This ensures that a unique solution can be obtained. Alternatively, weights can be added for further calibration. Ahuja and Orlin (2001) showed that Eq. (1) (as well as the  $L_\infty$  norm variant) can be reformulated as an LP. This is done by introducing two non-negative decision variable vectors  $e$  and  $f$  such that their difference is equal to  $c_0 - c$ :  $c_0 - c = e - f$ . Then the problem can be reformulated using strong duality and dual feasibility conditions, as shown in Eq. (2) to Eq. (5).

$$\min_{y,e,f} e + f \quad (L_1 \text{ norm minimization}) \quad (2)$$

subject to

$$A^T y \geq c_0 - e + f \quad (\text{dual feasibility}) \quad (3)$$

$$b^T y = (c_0 - e + f)^T x^* \quad (\text{strong duality}) \quad (4)$$

$$y, e, f \geq 0 \quad (\text{non-negativity}) \quad (5)$$

where  $y$  is a dual variable of the original LP.

There have been a number of advances and applications in inverse optimization, with an early survey on combinatorial IO by Heuberger (2004). Table 1 provides a summary of these advances. For example, Wang (2009) proposed a cutting plane method to solve the inverse mixed integer linear programming (InvMILP) problem. Güler and Hamacher (2010) proposed an IO problem for estimating link capacities. Zhang and Zhang (2010) proposed an inverse quadratic program. Chow and Recker (2012) proposed an inverse vehicle routing problem (VRP) that includes side constraint (goal arrival times) estimation. Bertsimas et al. (2015) proposed an inverse variational inequality to estimate the parameters that would lead to observed patterns to be in equilibrium.

**Table 1. Overview of inverse optimization advances and applications**

Methodological advances		New applications	
Burton and Toint (1992)	Inverse shortest path	Day et al. (2002)	Network calibration
Ahuja and Orlin (2001)	Inverse linear programming	Burkard et al. (2004)	Inverse median problem
Wang (2009)	Inverse MILP	Agarwal and Ergun (2008)	Mechanism design
Güler and Hamacher (2010)	Link capacities in inverse minimum cost flow problem	Brucker and Shakhlevich (2009)	Inverse scheduling
Zhang and Zhang (2010)	Nonlinear inverse optimization	Bertsimas et al. (2012)	Financial portfolio management
Chow and Recker (2012)	Multi-agent inverse optimization, inverse VRP with side constraint estimation	Birge et al. (2014)	Electricity market structure
Aswani et al. (2015)	Noisy data	Chow et al. (2014)	Inverse traffic assignment
Bertsimas et al. (2015)	Inverse variational inequality	You et al. (2016)	Urban truck forecasting
Esfahani et al. (2015)	Incomplete information		

There are also many applications for IO. Day et al. (2002) used IO as a tool for model calibration for railroad networks. Burkard et al. (2004) applied IO to facility location problems. Agarwal and Ergun (2008) used IO as a mechanism design approach to select a solution from the core for a multicommodity flow game between different service networks seeking an alliance. Brucker and Shakhlevich (2009) studied applications in inverse scheduling. Bertsimas et al. (2012) applied IO to estimate the Black-Litterman model in portfolio optimization in the financial industry. Birge et al. (2014) applied IO to reveal the electricity market structure based on observed choices made by competitors. Chow et al. (2014) proposed an inverse traffic assignment problem for calibrating impedances at freight facilities, and You et al. (2016) used truck GPS data to infer parameters to forecast urban truck delivery patterns.

Despite these developments, IO methods involve a single model and observations of decision variable outputs of that model. In many instances, observations are not made at the aggregate level, but come from individual agent decisions. This dichotomy between a system model and learning through agent observations is an important distinction. First, IO methods require system observations, but obtaining that information from individual agents result in heterogeneous inputs. Second, the resulting information from agent observations may not be internally consistent with the system model, leading to lack of connection to inferring system parameters. This limitation is evident in the IO literature, where most efforts have focused on systems with learning from the same system level observations (e.g. observed company choices and their electricity pricing decisions, or an individual's perceived costs of a network from their own observed path choices). However, particularly in data-driven transportation literature (e.g. Herrera et al, 2010; Zhan et al., 2013), there is a need to measure system attributes that affect agent choices, using observations of those same choices over time.

Recent studies have tried to address the first point, by allowing for noisy observations. Aswani et al. (2015) set up a bilevel problem to estimate from noisy data, and Esfahani et al. (2015) modeled the noisy information problem as a robust optimization problem. Both approaches explain the heterogeneity with statistics to allow suboptimal observations. However, this leads to discrepancies with internally-consistent mechanistic assumptions in the prevailing system model (i.e. it is possible an observation is not optimal with respect to their own preferences).

The limitation of current IO methods to using system observations is also problematic from the view of computational efficiency. For example, Güler and Hamacher (2010) proposed an IO model to infer link capacities for a minimum cost flow problem from observed set of aggregate flows. They conclude that the model is NP-hard. If internally consistent agent observations can be allowed, then perhaps more effective models and solution methods based on decomposition are possible.

Chow and Recker (2012) proposed a multi-agent framework, where a sample of individuals' trip scheduling data is obtained and used to infer parameters of individual activity scheduling (variant of vehicle routing from Recker, 1995). In this case, parameters of multiple individuals are estimated such that the mean of their parameters is a fixed point. This leads to an internally consistent learning process for heterogeneous parameters of a system model, where individually calibrated optimization models correspond to observations as optimal solutions. Chow and Djavadian (2015) showed how sampled heterogeneous parameters can be fit into a mixed logit representation of route choice.

We formalize the multi-agent approach for conventional network route choice such that observations are taken from agents, estimated parameters are heterogeneous and internally consistent with those agent observations, and can be used to infer system-level network parameters that impact those observations.

### 3 Proposed methodology

In this section, we first formalize the multi-agent IO framework for general networks with route assignment, and then expand that framework to a methodology to infer network parameters.

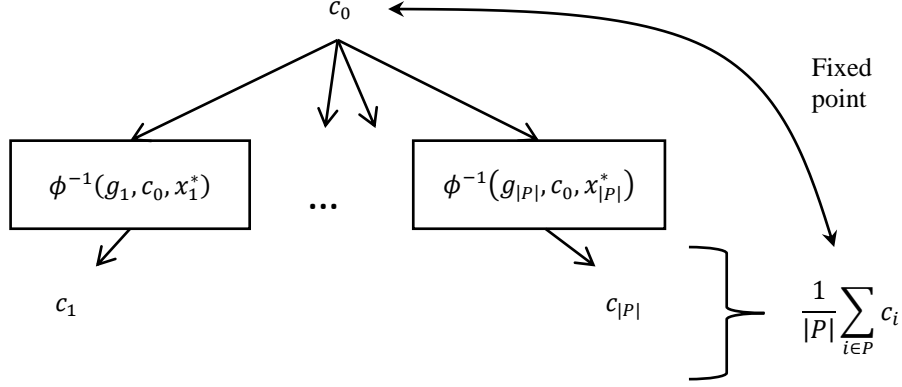
#### 3.1 Multi-agent inverse transportation problem framework

Consider a network  $G(N, A)$  that receives observations from a population  $P$  of agents seeking to travel from an origin  $r_i \in N$  to a destination  $s_i \in N$ ,  $\forall i \in P$  according to a shortest path. Each agent  $i \in P$  has a perception of network parameters in a subnetwork  $g_i \subseteq G$  such that aggregate perceptions are captured with heterogeneous parameters.

In the basic multi-agent inverse transportation problem framework, let us assume there are no congestion or capacity effects, and only heterogeneous link costs are present. In other words, each link cost  $c_a$ ,  $a \in A$ , is described by a distribution over  $P$  such that an agent's perceived values of  $c_{a,i}$  are deterministically consistent with their revealed route choice  $x_i^*$ . The learning of parameters is achieved with a set of inverse shortest path problems  $\phi^{-1}(g_i, c_0, x_i^*)$ , one for each agent, constrained to have an invariant central tendency, as illustrated in Fig. 2 and in Eq. (6) and Eq. (7).

$$\min_{c_0, c_i} \{|c_0 - c_i| : x_i^* = \operatorname{argmin}_x \phi(g_i, c_i)\}, \quad \forall i \in P \quad (6)$$

$$\begin{aligned} &\text{Subject to} \\ c_0 &= \frac{1}{|P|} \sum_{i \in P} c_i \end{aligned} \quad (7)$$



**Fig. 2. Illustration of multi-agent inverse optimization as a fixed point problem.**

Since  $\phi$  is a shortest path problem, which is an LP, each agent's inverse LP (InvLP) can reach a unique LP solution under  $L_1$  norm (Ahuja and Orlin, 2001) for a given initial prior  $c_0$ . The constraint in Eq. (7) interprets the initial prior as a common prior (Feinberg, 2000; Chow and Recker, 2012) among the population. Chow and Recker (2012) used fixed parameter values in the objective function as anchors to regularize the inverse model to reach a unique fixed point. In Eq. (6) and Eq. (7), however, there are no such fixed parameters. Hence, only local convergence can be guaranteed; given an initial guess of a common prior, a convergent iterative algorithm (e.g. Method of Successive Averages (MSA)) would reach a unique and statistically consistent fixed point with respect to that guess (see Chow and Recker, 2012). If we change the starting point (for example shifting all  $c_0$  values from all 1 to all 1000), it would lead to a different fixed point solution set. Nonetheless, even if the link costs may not be unique, the observed patterns would collectively be optimal for each individual agent. An MSA-based algorithm is shown here.

**Algorithm 1: MSA-based algorithm to solve Eq. (6) to Eq. (7)**

0. Given an initial common prior  $c_0^1$  (e.g. previous update), and set  $n = 1$ .
1. For each agent  $i \in P$ , solve an inverse shortest path problem  $c_i^n = \phi^{-1}(g_i, c_0^n, x_i^*)$ .
2. Set average to  $\mu^n = \frac{1}{|P|} \sum_{i \in P} c_i^n$ .
3. Update common prior:  $c_0^{n+1} = \frac{n}{n+1} c_0^n + \frac{1}{n+1} \mu^n$ . Set  $n = n + 1$  and go to step 1 if stopping criterion not reached.

If a sample  $S \subset P$  of the population was used to infer the fixed point and distribution of the heterogeneous parameters, Chow and Djavadian (2015) have shown that a constrained mixed multinomial logit utility function as shown in Eq. (8) can aggregate agent observations. In a discrete choice model of route choice, each individual selects a route that maximizes their utility. The utility function can correspond to the objective function that has been estimated for the individuals' shortest path problems. Consider Eq. (8) as a random utility function representing a whole population.

$$U_{ji} = \beta_j X_{ji} + \varepsilon_{ji} \quad (8)$$

where  $U_{ji}$  is the utility for alternative (route)  $j$  by agent  $i$ ,  $\beta_j$  is a random coefficient vector that is normally distributed,  $X_{ji}$  is an attribute of the alternative, and  $\varepsilon_{ji}$  is a Gumbel-distributed error. To compute the probability from the normal distribution of the random coefficients, one technique is to simulate a set of  $R$  draws such that a simulated probability can be computed:  $\Pr(j|\beta_j, X_{ji}) = \frac{1}{|S|} \sum_{r \in R} \Pr(j|\beta_{jr}, X_{ji})$ . For the  $S$  agents, the objective function of each agent is equivalent to a “random draw” of the random coefficients  $c_i$  of the utility function in the mixed logit model if we assume  $S = R$ .

### 3.2 Network parameter inference via decomposition

The methodology is further expanded to directly consider network parameters. Consider the capacitated multicommodity flow problem in Eq. (9) to Eq. (12), where  $M$  is the set of commodities and  $u = \{u_{a \in A}\}$  is a vector of capacity constraints for a subset of links in the network.

$$\begin{aligned} \min_x \quad & \sum_m c^T x_m && (\text{cost minimization}) && (9) \\ \text{subject to} \quad & && && \end{aligned}$$

$$Ax_m = b_m, \quad \forall m \in M \quad (\text{flow conservation for each commodity } m) \quad (10)$$

$$\sum_{m \in M} x_m \leq u \quad (\text{bundled capacity constraints}) \quad (11)$$

$$x_m \geq 0, \quad \forall m \in M \quad (\text{non-negativity}) \quad (12)$$

The inverse of the single OD version of this problem was found to be NP-hard (Güler and Hamacher, 2010). Instead of tackling this inverse problem directly, we instead seek dual prices  $w$  of the constraint set (11). A value of  $w_a = 0$  means that a link  $a \in A$  is not operating at capacity  $u_a$ , while  $w_a > 0$  reflects the impact of the dual price on agents’ route choices due to a binding capacity. In other words, we don’t concern ourselves with finding capacity, but instead with the effects of the capacity and its interaction with the agents.

In this problem, we assume link costs are not heterogeneous. Instead, each agent has a perceived value of the dual price of the capacitated links. The capacitated problem can be decomposed into a master problem for determining optimal dual prices and unconstrained sub-problems for each commodity. The dual price is reflected within each agent’s shortest path problem through the Partial Dualization Theorem (Ahuja et al., 1993): the  $w$  corresponding to Eq. (11) in the multicommodity flow problem is equivalent to a  $w$  for uncapacitated shortest path problems of each agent  $i \in P$  as shown in Eq. (13).

$$\min_{x_i} (c + w)^T x_i \quad (13)$$

By relying on this relationship, we introduce a multi-agent inverse transportation problem to infer the network dual prices. In this problem, each agent solves an IO where there is a common prior dual price vector  $w_0$ . We define two non-negative decision variables  $e_i$  and  $f_i$  for each



agent such that  $w_0 - w_i = e_i - f_i$ , and solve Eq. (14) to Eq. (18) for each agent, subject to Eq. (19) for all agents.

$$\min_{y_i, e_i, f_i} e_i + f_i, \quad \forall i \in P \quad (L_1 \text{ norm minimization for each agent } i \in P) \quad (14)$$

subject to

$$A^T y_i \geq c + w_0 - e_i + f_i, \quad \forall i \in P \quad (\text{dual feasibility}) \quad (15)$$

$$b^T y_i = (c + w_0 - e_i + f_i)^T x_i^*, \quad \forall i \in P \quad (\text{strong duality}) \quad (16)$$

$$w_0 - e_i + f_i \geq 0, \quad \forall i \in P \quad (\text{dual price non-negativity}) \quad (17)$$

$$y_i, e_i, f_i \geq 0, \quad \forall i \in P \quad (\text{non-negativity}) \quad (18)$$

$$w_0 = \frac{1}{|P|} \sum_{i \in P} w_i \quad (\text{common prior}) \quad (19)$$

Note that the formulation in Eq. (14) to Eq. (18) refer to an inverse to a generic LP in standard form as expressed in Eq. (1). In the case of taking the inverse shortest path, there are equality constraints so the dual variables for that problem would be unbounded.

The following three assertions can be made.

**Proposition 1.** *Eq. (14) to Eq. (19) has a unique solution in a common prior dual price vector for all capacitated links, and this vector will be the same for all agents, i.e.  $w_0 = w_i \forall i \in P$ .*

**Proof.** A multicommodity flow problem solution has a unique set of dual prices (Ahuja et al., 1993). This homogeneity occurs because the dual price is a lower bound threshold for each individual, and the highest value price is the one kept. This can be illustrated with two agents A and B sharing a link  $a$ . Suppose agent A would leave link  $a$  if the dual price was  $w_A$ . This means any value of  $w \geq w_A$  would incentivize agent A to leave link  $a$ . Now suppose agent B has a dual price of  $w_B > w_A$ . Any common prior price  $w_A \leq w_0 < w_B$  would not be fixed, because agent B would perturb up towards  $w_B$  while agent A would be indifferent, until the common prior and final prices become fixed at  $w_0 = w_B$ , and both agent A and B share the same  $w_B$ . ■

**Proposition 2.** *The unique inverse optimal parameters to Eq. (14) to Eq. (19) can be reached by starting with an initial guess at  $w_0^1 = 0$  and then following a basic iterative update of  $w_0^{n+1} := \frac{1}{|P|} \sum_{i \in P} w_i^n$ .*

**Proof.** Since  $w_0^1 = 0$  represents the lower boundary, each iteration  $n$  the updated average of  $w_0^n$  would always be increasing due to the lower threshold condition explained in the Proposition 1 proof. This means a basic iterative update of letting  $w_0^{n+1} := \frac{1}{|P|} \sum_{i \in P} w_i^n$  would be monotonically increasing. Therefore, it is guaranteed to reach the unique solution. ■

The algorithm is explicitly shown here.

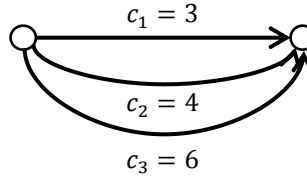
**Algorithm 2: Iterative algorithm to solve Eq. (14) to Eq. (19)**

0. Given an initial common prior  $w_0^1$  (e.g. previous update), and set  $n = 1$ .
1. For each agent  $i \in P$ , solve an inverse shortest path problem with augmented link costs in Eq. (13),  $w_i^n = \phi^{-1}(g_i, w_0^n, x_i^*)$ .
2. Update common prior:  $w_0^{n+1} = \frac{1}{|P|} \sum_{i \in P} w_i^n$ . Set  $n = n + 1$  and go to step 1 if  $w_0^{n+1} \neq w_0^n$ .

**Proposition 3.** *The unique inverse optimal parameters to Eq. (14) to Eq. (19) can be reached in polynomial time using the basic iterative update from Proposition 2.*

**Proof.** Each run of the agent IO problems is an LP which is polynomial time solvable. The number of iterations of the iterative update is finite. This can be shown in a worst case scenario; suppose out of  $|P|$  agents,  $|P| - 1$  of them all exhibit dual price of 0 for a particular link while one agent  $i$  has a dual price of  $w_i > 0$ . In this case, in each iteration all the  $|P| - 1$  agents would keep setting the  $w$ 's to 0 and agent  $i$ 's to  $w_i$ . This means in the worst case the average will always be increasing by  $\frac{w_i}{|P|}$  as a finite step size until the optimum is reached. ■

These properties of the methodology signify the effectiveness of using agent observations to learning network parameters. We illustrate the methodology for two iterations. Consider three link flows observed in the network in Fig. 3,  $x = \{100, 200, 100\}$ . We can assume there are three groups of homogeneous agents, agent 1 choosing link 1, agent 2 choosing link 2, and agent 3 choosing link 3. Each agent seeks a dual price to explain their link choice, resulting in nine values of  $w$  (for each agent and each link), and three values of  $w_0$ .



**Fig. 3. Toy network used for illustrating methodology.**

The algorithm is initiated by setting  $w_0^1 = \{0, 0, 0\}$ . An inverse shortest path problem is run for each agent. For agent 1,  $w_1^1 = \{0, 0, 0\}$  because they are already traveling on the shortest path with dual prices at zero. For agent 2 to choose link 2, a value of  $w_2^1 = \{1, 0, 0\}$  is needed. Lastly for agent 3 to choose link 3, a value of  $w_3^1 = \{3, 2, 0\}$  is needed. At the end of this iteration, the weighted average of the three agents is taken as the new prior:  $w_0^2 = \left\{ \frac{200+300}{400}, \frac{200}{400}, 0 \right\} = \left\{ \frac{5}{4}, \frac{1}{2}, 0 \right\}$ . If this is advanced a second iteration, we would get  $w_1^2 = \left\{ \frac{5}{4}, \frac{1}{2}, 0 \right\}$ ,  $w_2^2 = \left\{ \frac{3}{2}, \frac{1}{2}, 0 \right\}$ , and  $w_3^2 = \{3, 2, 0\}$ . These would lead to a new prior  $w_0^3 = \left\{ \frac{(125+300+300)}{400}, \frac{50+100+200}{400}, 0 \right\} = \left\{ \frac{29}{16}, \frac{7}{8}, 0 \right\}$ . By inspection we can see that the dual prices will approach  $w_0^* = w_1^* = w_2^* = w_3^* = \{3, 2, 0\}$ .

### 3.3 Online learning

Suppose we have a system that receives agent routes as they are revealed in real time. The multi-agent IO model works in that setting. It is assumed that each time a traveler updates their route decision that information is sent to a system that learns from the observation to update link capacity dual prices. This system can then be used to monitor how system changes are affecting traveler decisions in real time. We augment Algorithm 2 to this setting as Algorithm 3.

#### Algorithm 3: online learning algorithm to update system

0. Given: an initial common prior (obtained from a system)  $w_0^i$ .
1. For newly arrived agent  $i \in P$ , solve an inverse shortest path problem with augmented link costs in Eq. (13),  $w_i^{i+1} = \phi^{-1}(g_i, w_0^i, x_i^*)$ .
2. Update common prior:  $w_0^{i+1} = w_i^{i+1}$ .

## 4 Numerical experiments

Three experiments are conducted. The first is performed on a small network where every path can be easily enumerated to verify whether the multi-agent inverse transportation problem framework can indeed estimate heterogeneous link cost parameters. The results are compared to an estimation using a mixed multinomial logit model. The second and third tests are conducted on the Nguyen-Dupuis network. In the second test, we perform a parameter recovery test to see whether hidden dual prices can be recovered using the methodology. In the third test, we verify that the method can be applied in an online multi-agent learning setting.

### 4.1 Verification of method to estimate heterogeneous link cost parameters

#### 4.1.1 Experiment design

In this experiment, we wish to verify that the method can indeed obtain heterogeneous link cost parameters. Consider a network as shown in Fig. 4, where there are 500 agents traveling from node 1 to node 4. An initial common prior of  $c_0 = 0.5$  is assumed for all links. There are only three paths in their choice set represented by the following node sequences:  $\{1,2,4\}$ ,  $\{1,3,4\}$ ,  $\{1,2,3,4\}$ . By design, there are only two degrees of freedom for link costs. The perceived link costs of the 500 agents are randomly simulated in advance such that 48% choose  $\{1,2,4\}$ , 48% choose  $\{1,2,4\}$ , and 4% choose  $\{1,2,3,4\}$ . The route choices are also estimated using a conventional mixed logit model to draw comparisons to technique and insights.

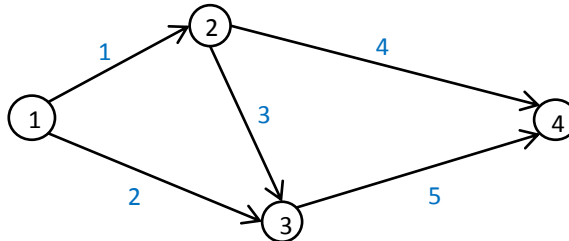
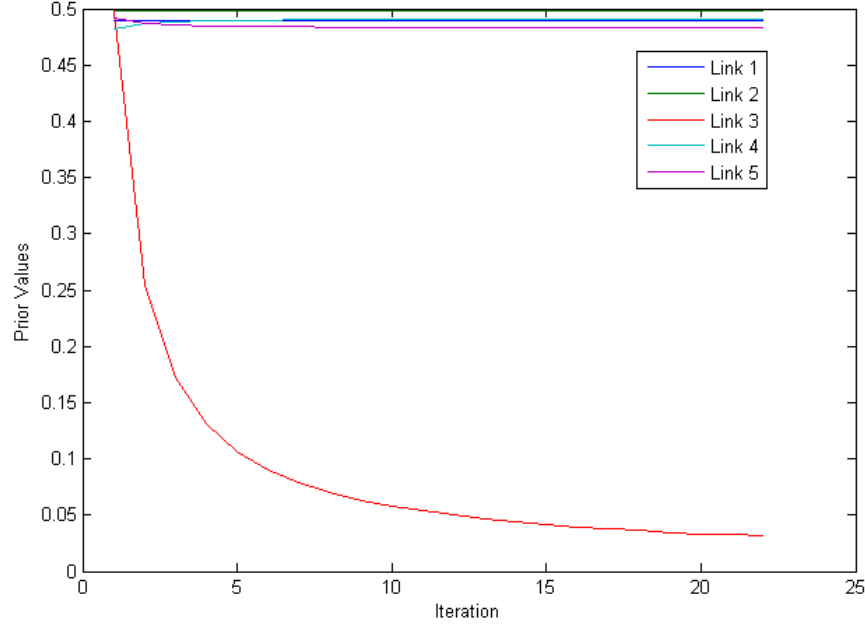


Fig. 4. Test network for Section 4.1 experiment with node (in black) and link IDs (in blue).

#### 4.1.2 Results

Algorithm 1 is employed, with the convergence shown in Fig. 5. Most of the link costs stay the same, but link 3's cost is reduced in order to obtain a minimum variance estimate of the costs. As illustrated here, in the case of heterogeneous link costs, doubling the link costs across the network would lead to the same observed flows. Hence, it is not the actual costs that is important but the particular combination of costs relative to one another.



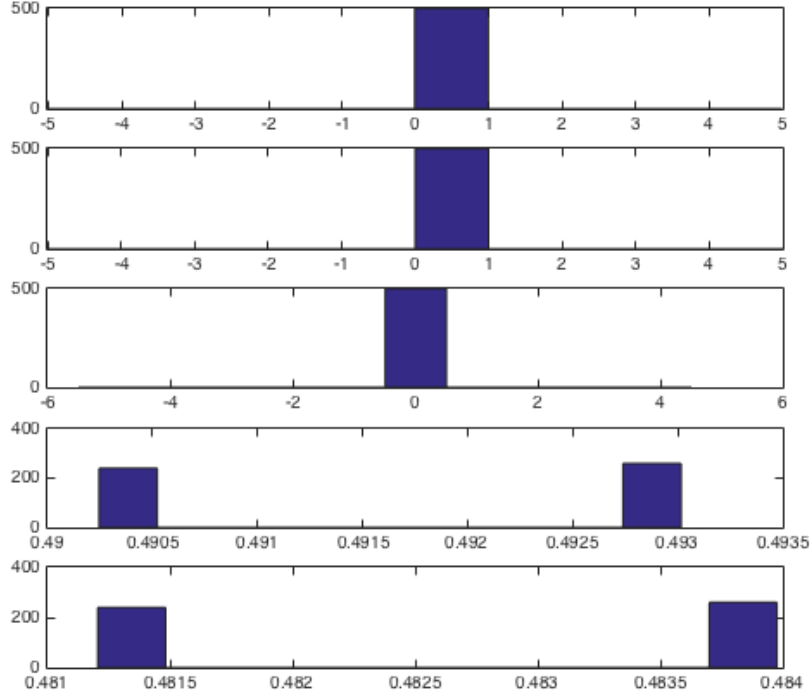
**Fig. 5. Convergence of algorithm 1 on test network.**

The heterogeneity is successfully demonstrated in Fig. 6. The link costs end up being homogeneous for the first three links, and are split over two different values for the remaining two links. This reflects how even for a network with two degrees of freedom in the information can lead to an estimation of heterogeneous link costs that can explain the simulated route choice observations. The non-uniqueness of the link costs can also be explained here. Some of the values can be shifted and the observed patterns would still all be optimal. However, the general layout of the values relative to each other is unique.

For comparisons sake, the route choices are estimated using a mixed multinomial logit model in *R*. A sampling of 100 simulated draws is assumed. The resulting estimation, using the Broyden-Fletcher-Goldfarb-Shanno (BFGS) method, converges to an estimate after 33 iterations. The log-likelihood value is  $-415.84$  and the McFadden  $R^2$  is  $\rho^2 = 0.278\%$ . The estimated coefficients are shown in Table 2. Because of the limited degrees of freedom, we have only two attributes.  $X$  is the utility of path 2 ( $\{1,3,4\}$ ) compared to path 1 ( $\{1,2,4\}$ ):  $X = c_{13} + c_{34} - c_{12} - c_{24}$ , while  $Y$  is the utility of path 3 ( $\{1,2,3,4\}$ ) compared to path 1:  $Y = c_{23} + c_{34} - c_{24}$ . Both path 2 and path 3 share  $(c_{34} - c_{24})$ , which explains the positive correlation we observe.

**Table 2. Estimated parameters and significance tests for mixed multinomial logit model**

Variable	Estimate	Standard error	t-statistic
<i>X</i>	−8.7674	133.9614	−0.0654
<i>Y</i>	−11.1259	27.2710	−0.4080
<i>X.X</i>	−167.9529	2542.6257	−0.0661
<i>X.Y</i>	5.7134	15.1213	0.3778
<i>Y.Y</i>	2.0142	7.4519	0.2703

**Fig. 6. Output distribution of posterior link costs across the population of 500 simulated agents for link 1 (top) to link 5 (bottom).**

Obviously, a direct comparison of the results cannot be made. However, we can see that the mixed logit model is significantly hampered by the lack of degrees of freedom needed for the statistical modeling. It leads estimated parameters that do not really inform us about the specific path costs. These parameters are also poorly fitted (low t-statistics) that lead to a model that does not account for any of the variability (low  $\rho^2$ ) in the simulated observations. On the other hand, the IO approach suggests that without any additional information, the most likely parameters is for link 3 to be a very small value and for agents to be split in perception about link 4 and link 5.

## **4.2 Link capacity dual price estimation parameter recovery test**

### **4.2.1 Experiment design**

In the second and third experiments, the Nguyen-Dupuis (1984) network shown in Fig. 7 is used. In this second experiment, the goal is to conduct a parameter recovery test. Based on Proposition 1, the dual prices are unique and homogeneous across the population of agents. It should therefore be possible to assume link capacities on the network, solve a multicommodity flow problem to simulate the “observed” flows, and then apply Algorithm 2 to recover the dual prices.

The standard demand and link cost parameters from the Nguyen-Dupuis network is assumed: 400 travelers for OD (1,2), 600 travelers for OD (4,2), 800 travelers for OD (1,3), and 200 travelers for OD (4,3). Initial capacities of 400 at link 1 and 800 at link 7 are assumed to simulate the observed flows. Although the multicommodity flow problem may require integer solution, in this case an LP solution is obtained revealing dual prices of  $w_1^* = 7$  and  $w_7^* = 5$ . By design, the paths in the Nguyen-Dupuis network can be easily enumerated. These are sorted by length and shown in Table 3.

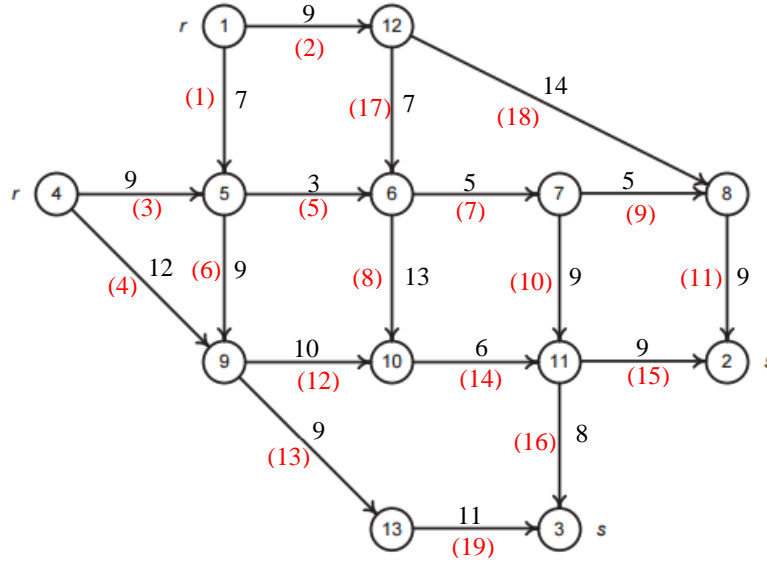


Fig. 7. Nguyen-Dupuis (1984) network.

Table 3. Enumerated paths for each of the four OD pairs, sorted by length in ascending order

OD Pair	Path	Node sequence	Link sequence	Length	OD Pair	Path	Node sequence	Link sequence	Length
(1,2)	1	1-5-6-7-8-2	(1)-(5)-(7)-(9)-(11)	29	(1,3)	14	1-5-6-7-11-3	(1)-(5)-(7)-(10)-(16)	32
	2	1-5-6-7-11-2	(1)-(5)-(7)-(10)-(15)	33		15	1-5-6-10-11-3	(1)-(5)-(8)-(14)-(16)	37
	3	1-5-6-10-11-2	(1)-(5)-(8)-(14)-(15)	38		16	1-5-9-10-11-3	(1)-(6)-(12)-(14)-(16)	40
	4	1-5-9-10-11-2	(1)-(6)-(12)-(14)-(15)	41		17	1-5-9-13-3	(1)-(6)-(13)-(19)	36
	5	1-12-6-7-8-2	(2)-(17)-(7)-(9)-(11)	35		18	1-12-6-7-11-3	(2)-(17)-(7)-(10)-(16)	38
	6	1-12-6-7-11-2	(2)-(17)-(7)-(10)-(15)	39		19	1-12-6-10-11-3	(2)-(17)-(8)-(14)-(16)	43
	7	1-12-6-10-11-2	(2)-(17)-(8)-(14)-(15)	44					
	8	1-12-8-2	(2)-(18)-(11)	32					
(4,2)	9	4-5-6-7-8-2	(3)-(5)-(7)-(9)-(11)	31	(4,3)	20	4-5-6-7-11-3	(3)-(5)-(7)-(10)-(16)	34
	10	4-5-6-7-11-2	(3)-(5)-(7)-(10)-(15)	35		21	4-5-6-10-11-3	(3)-(5)-(8)-(14)-(16)	39
	11	4-5-6-10-11-2	(3)-(5)-(8)-(14)-(15)	40		22	4-5-9-10-11-3	(3)-(6)-(12)-(14)-(16)	42
	12	4-5-9-10-11-2	(3)-(6)-(12)-(14)-(15)	43		23	4-5-9-13-3	(3)-(6)-(13)-(19)	38
	13	4-9-10-11-2	(4)-(12)-(14)-(15)	37		24	4-9-10-11-3	(4)-(12)-(14)-(16)	36
						25	4-9-13-3	(4)-(13)-(19)	32

The solution of the flow assignment under the hidden link capacities is used to represent the simulated observation, as shown in Fig. 8. The use of paths is dictated by this ascending order of

costs. For example, if an agent for OD (1,2) chose to take path 2, it is because the dual price of path 1 (perhaps due to capacity and dual price on link 9 or link 11) has an effective value of 4 or more.

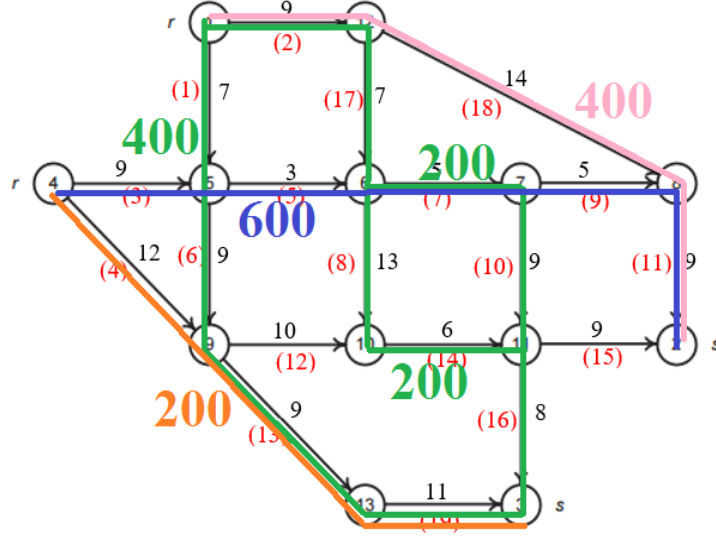


Fig. 8. Simulated flow observations.

Based on this observation, we assume there are six distinct agent groups. Assuming that we know there are capacities at link 1 and link 7 but their values are unknown, the inverse shortest path problem  $\phi^{-1}(g_1, w_0^1, x_1^*)$  is illustrated below for an agent 1 going from node 1 to node 2 from a prior of  $w_0^1 = [0,0]$ . The  $y$  values are the dual variables of the original shortest path problem. Because the shortest path constraints are equality constraints, the dual prices here are unbounded.

$$\begin{aligned}
 \min \phi^{-1} &= e_{1,1}^n + f_{1,1}^n + e_{1,7}^n + f_{1,7}^n \\
 \text{s. t.} \\
 -y_1 + y_5 &\leq 7 + w_{0,1}^n - e_{1,1}^n + f_{1,1}^n \\
 -y_1 + y_{12} &\leq 9 \\
 -y_4 + y_5 &\leq 9 \\
 -y_4 + y_9 &\leq 12 \\
 -y_5 + y_6 &\leq 3 \\
 -y_5 + y_9 &\leq 9 \\
 -y_6 + y_7 &\leq 5 + w_{0,7}^n - e_{1,7}^n + f_{1,7}^n \\
 -y_6 + y_{10} &\leq 13 \\
 -y_7 + y_8 &\leq 5 \\
 -y_7 + y_{11} &\leq 9 \\
 +y_2 - y_8 &\leq 9 \\
 -y_9 + y_{10} &\leq 10 \\
 -y_9 + y_{13} &\leq 9 \\
 -y_{10} + y_{11} &\leq 6 \\
 +y_2 - y_{11} &\leq 9
 \end{aligned}$$

$$\begin{aligned}
y_3 - y_{11} &\leq 8 \\
y_6 - y_{12} &\leq 7 \\
y_8 - y_{12} &\leq 14 \\
y_3 - y_{13} &\leq 11 \\
e_{1,1}^n - f_{1,1}^n &\leq w_{0,1}^n \\
e_{1,7}^n - f_{1,7}^n &\leq w_{0,7}^n \\
-400y_1 + 400y_2 &= 400(9 + 9 + 14) \\
e, f &\geq 0
\end{aligned}$$

#### 4.2.2 Results

We run Algorithm 2 to seek the corresponding dual prices that led to this flow observation. The convergence of the link capacity dual prices is shown in Fig. 9.

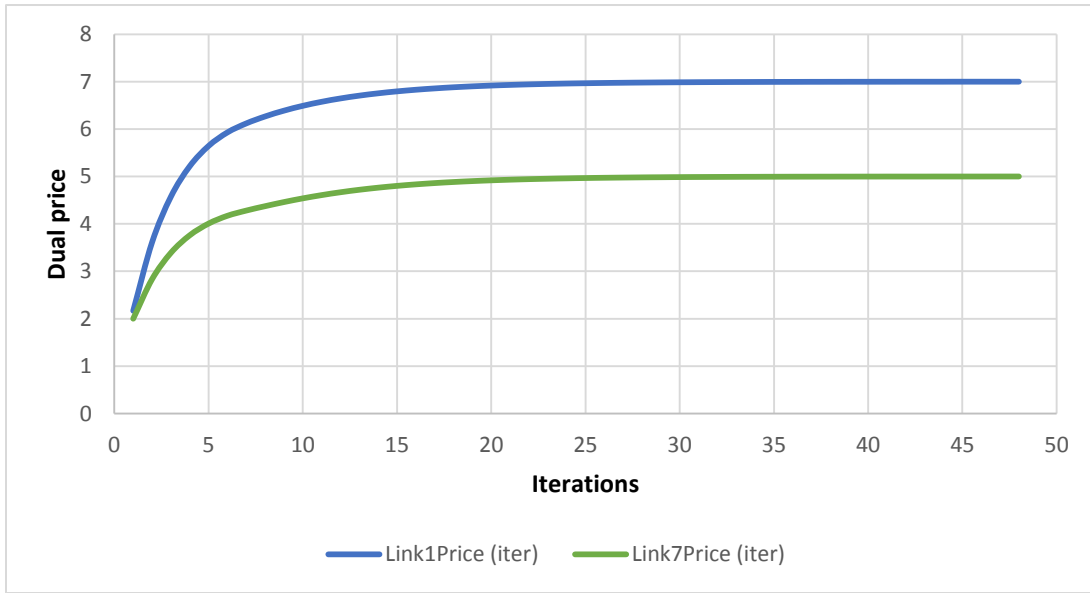


Fig. 9. Convergence of dual prices using Algorithm 2.

This test indicates that it is indeed possible to use the proposed method to update network parameters that influence the agents' route choices. In addition, all the agents end up with the same dual price values as the priors. This test shows how our proposed method can use individual agent learning to infer the value of shared system resources.

### 4.3 Verification of method in an online multi-agent learning environment

#### 4.3.1 Experiment design

In this last experiment, we wish to verify the applicability of the proposed method as a network monitoring tool. It is assumed that data is received in real time from one agent at a time. After each agent observation, an update is conducted to learn of any changes in the dual prices from the data.

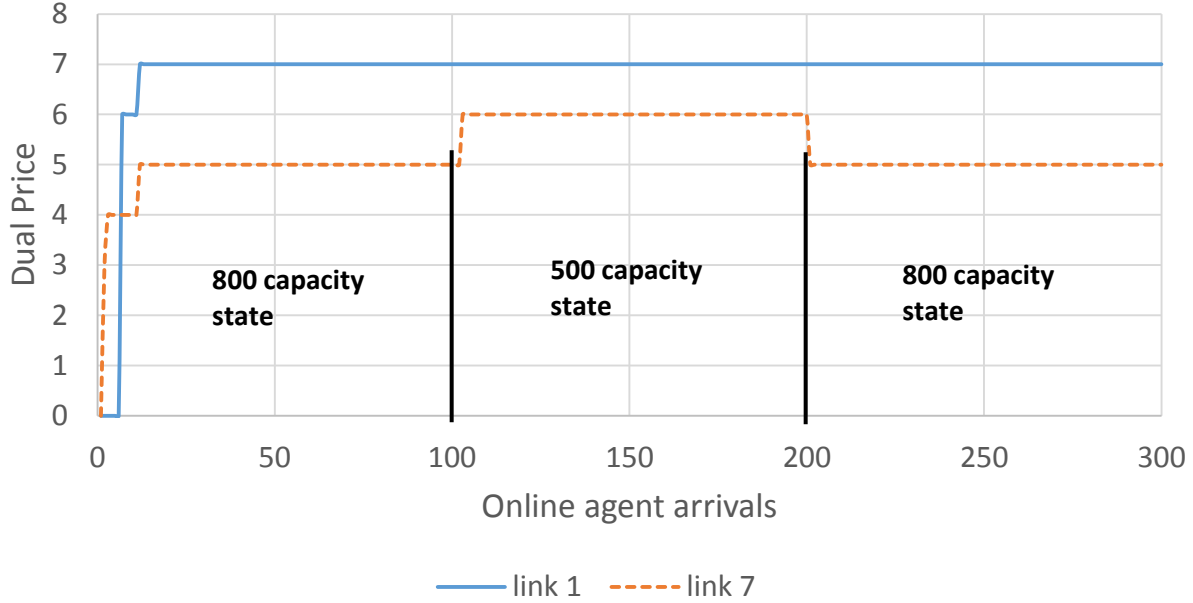
The experiment is designed as follows. We change link 7 from a capacity of 800 to a capacity of 500 and once again solve the capacitated assignment problem. In this state, the dual prices are found to be  $w_1^{**} = 7$  and  $w_7^{**} = 6$ . Next, we randomly draw observations from the two states: the first 100 samples are drawn from observations from the initial 800 capacity state,



followed by 100 samples from the 500 capacity state which represents the capacity drop in link 7, and then another 100 samples in the 800 capacity state representing a return to initial state. Each arrival is assumed to be constantly distributed to be one unit of time.

#### 4.3.1 Results

The online updating approach in Algorithm 3 is then employed. Each update uses the posterior of the previous update as its prior. We get the following trajectory of the dual prices shown in Fig. 10 as an example of how the monitoring occurs after 300 observations.



**Fig. 10. Dual price trajectories based on 300 simulated agent arrivals operating in three separate states.**

The result shows that there is indeed a learning period after each state change. The learning rate depends on the likelihood of the right observation that comes along to reveal the need for a change. For example, the change to 500 capacity state does not impact the monitoring of the dual price immediately. It is not until a new route observation that shows a detour in route because of the decreased capacity does the dual price shift. As a result, the sampling rate is important. The routes are also important. In this case, the monitoring system is able to detect a shift back and forth because the 500 capacity state leads to a different set of routes than the 800 capacity state. If the routes remain the same, no change may be detected.

As designed, the monitoring system does not currently allow the dual prices to deflate to zero. If, for example, a link that was operating at capacity but now it was no longer operating at capacity, the system would not be able to detect a lack of detour flows. One possible solution is to build in a time value component, so that sampled data will also include their inter-arrival times. Longer periods of time of inactivity would result in discounting of the dual prices back to zero. However, this would require proper calibration based on demand densities and sampling rates. We will look into this issue in future research.

## 5 Conclusion

In this study, we derived a new class of inverse optimization model that is based on agent optimization models such that shared network resources can be quantified. This class is fundamentally different from the classic inverse optimization model, which learns parameters from outputs of the same optimization model. The proposed multi-agent inverse optimization model class captures heterogeneity in agents using shared system resources, and also infers such system parameters as link capacity dual prices that impact the agent decisions. It is expected that this contribution would make it possible to apply IO techniques to many data-driven transportation problems in which observations are obtained from selfish agents or in an online learning setting.

To elaborate, we formalize a multi-agent inverse optimization modeling approach using a fixed point common prior to capture heterogeneity, relate that approach to link capacity dual prices through decomposition properties, and propose three algorithms to support these models. We further prove that the method can obtain unique dual prices for a network shared by the agent population in polynomial time (depending on LP algorithm used). The methodology is tested in three experiments:

- 1) For a path-enumerated 4-node network, we verify that the methodology can indeed obtain heterogeneous estimates of link cost parameters, even when there is not enough structural information for a statistical method like mixed logit model to obtain meaningful results.
- 2) For the Nguyen-Dupuis network, we conduct a parameter recovery test to verify that the proposed method works in inferring shared system resources through agent information. This test illustrates how much easier it is to infer impacts of link capacities than to try and estimate them directly as Güler and Hamacher (2010) tried to do as an NP-hard problem.
- 3) We also construct an online learning example to demonstrate how the method can work in this setting. A link 7 in the network is set to experience a capacity drop before returning to its original state to mimic an incident. The results show that the online learning is able to pick up on that drop through an increase in the dual price.

This work differs from other data-driven methods in the literature. The advantage here is the learning is made through the use of a network structure, so that strategic planning and operations can be considered. The research also has implications for automated systems and artificially intelligent networks in the context of autonomous fleets and smart cities. By structuring the learning in the same environment as the design and operation, it makes it easier in future research to design integrated learning and optimization strategies in networks. For example, some recent research is looking at ways to optimize resources to sense and learn from a network (e.g. Ryzhov and Powell, 2011), and a next step in this evolution will be to operate a system that jointly considers resource allocation for learning and for serving users. Multi-agent IO is one way to approach such a problem.

Other extensions of this research include: conducting studies using multiple sensor sources (e.g. loop detectors, video cameras, taxi GPS data) and integrating the multi-agent IO approach; conducting a sampling approach with mixed logit aggregation to evaluate fitness of multi-agent IO based on only a population sample of agents; considering Bayesian techniques like Markov chain Monte Carlo methods for online learning through sampling; designing more sophisticated online learning systems that incorporate time value of observations and deterioration rate of dual prices. For example, a new observation that shows dual price is 5 instead of 0 can have different

meanings if the observation arrives 1 minute later versus 1 hour later. This temporal component needs to be studied.

## Acknowledgments

This work was presented at TRISTAN IX in Aruba. Helpful feedback from conference attendees is much appreciated.

## References

- Agarwal, R., & Ergun, Ö. (2008). Mechanism design for a multicommodity flow game in service network alliances. *Operations Research Letters*, 36(5), 520-524.
- Ahuja, R. K., Magnanti, T. L., & Orlin, J. B. (1993). *Network flows: theory, algorithms, and applications*, Pearson.
- Ahuja, R.K., & Orlin, J.B. (2001). Inverse optimization. *Operations Research* 49(5), 771-783.
- Aswani, A., Shen, Z. J. M., & Siddiq, A. (2015). Inverse Optimization with Noisy Data. arXiv preprint arXiv:1507.03266.
- Ben-Elia, E., & Shifitan, Y. (2010). Which road do I take? A learning-based model of route-choice behavior with real-time information. *Transportation Research Part A* 44(4), 249-264.
- Bertsimas, D., Gupta, V., & Paschalidis, I. C. (2012). Inverse optimization: A new perspective on the Black-Litterman model. *Operations Research*, 60(6), 1389-1403.
- Bertsimas, D., Gupta, V., & Paschalidis, I. C. (2015). Data-driven estimation in equilibrium using inverse optimization. *Mathematical Programming*, 153(2), 595-633.
- Birge, J. R., Hortaçsu, A., & Pavlin, M. (2014). Inverse optimization for the recovery of market structure from market outcomes: An application to the miso electricity market. Available at SSRN 2612234.
- Brucker, P., & Shakhlevich, N. V. (2009). Inverse scheduling with maximum lateness objective. *Journal of Scheduling*, 12(5), 475-488.
- Burkard, R. E., Pleschiutchnig, C., & Zhang, J. (2004). Inverse median problems. *Discrete Optimization*, 1(1), 23-39.
- Burton, D., & Toint, P. L. (1992). On an instance of the inverse shortest paths problem. *Mathematical Programming*, 53(1-3), 45-61.
- Cascetta, E., Nuzzolo, A., Russo, F., & Vitetta, A. (1996, July). A modified logit route choice model overcoming path overlapping problems: specification and some calibration results for interurban networks. In: Proc. ISTTT 13 (pp. 697-711). Lyon, France: Pergamon.
- Chow, J. Y. J., & Djavadian, S. (2015). Activity-based market equilibrium for capacitated multimodal transport systems. *Transportation Research Part C*, 59, 2-18.
- Chow, J. Y. J., & Recker, W. W. (2012). Inverse optimization with endogenous arrival time constraints to calibrate the household activity pattern problem. *Transportation Research Part B*, 46(3), 463-479.
- Chow, J. Y. J., Ritchie, S. G., & Jeong, K. (2014). Nonlinear inverse optimization for parameter estimation of commodity-vehicle-decoupled freight assignment. *Transportation Research Part E*, 67, 71-91.
- Daganzo, C. F., & Sheffi, Y. (1977). On stochastic models of traffic assignment. *Transportation Science* 11(3), 253-274.
- Day, J., Nemhauser, G. L., & Sokol, J. S. (2002). Management of railroad impedances for shortest path-based routing. *Electronic Notes in Theoretical Computer Science*, 66(6), 53-65.
- Dia, H. (2002). An agent-based approach to modelling driver route choice behaviour under the influence of real-time information. *Transportation Research Part C* 10(5), 331-349.
- Esfahani, P. M., Shafieezadeh-Abadeh, S., Hanasusanto, G. A., & Kuhn, D. (2015). Data-driven Inverse Optimization with Incomplete Information. arXiv preprint arXiv:1512.05489.
- Feinberg, Y. (2000). Characterizing common priors in the form of posteriors. *Journal of Economic Theory*, 91(2), 127-179.
- Fosgerau, M., Frejinger, E., & Karlstrom, A. (2013). A link based network route choice model with unrestricted choice set. *Transportation Research Part B* 56, 70-80.
- Frejinger, E., & Bierlaire, M. (2007). Capturing correlation with subnetworks in route choice models. *Transportation Research Part B* 41(3), 363-378.

- Gao, S. (2012). Modeling strategic route choice and real-time information impacts in stochastic and time-dependent networks. *IEEE Transactions on Intelligent Transportation Systems* 13(3), 1298-1311.
- Güler, Ç., & Hamacher, H. W. (2010). Capacity inverse minimum cost flow problem. *Journal of Combinatorial Optimization* 19(1), 43-59.
- Herrera, J. C., Work, D. B., Herring, R., Ban, X. J., Jacobson, Q., & Bayen, A. M. (2010). Evaluation of traffic data obtained via GPS-enabled mobile phones: The Mobile Century field experiment. *Transportation Research Part C* 18(4), 568-583.
- Heuberger, C. (2004). Inverse combinatorial optimization: A survey on problems, methods, and results. *Journal of Combinatorial Optimization*, 8(3), 329-361.
- Munizaga, M. A., & Palma, C. (2012). Estimation of a disaggregate multimodal public transport Origin–Destination matrix from passive smartcard data from Santiago, Chile. *Transportation Research Part C* 24, 9-18.
- Nguyen, S., & Dupuis, C. (1984). An efficient method for computing traffic equilibria in networks with asymmetric transportation costs. *Transportation Science* 18(2), 185-202.
- Prato, C. G. (2009). Route choice modeling: past, present and future research directions. *Journal of Choice Modelling* 2(1), 65-100.
- Recker, W. W. (1995). The household activity pattern problem: general formulation and solution. *Transportation Research Part B*, 29(1), 61-77.
- Ryzhov, I. O., & Powell, W. B. (2011). Information collection on a graph. *Operations Research*, 59(1), 188-201.
- Srinivasan, K., & Mahmassani, H. (2000). Modeling inertia and compliance mechanisms in route choice behavior under real-time information. *Transportation Research Record* (1725), 45-53.
- Tarantola, A. (2005). *Inverse problem theory and methods for model parameter estimation*. SIAM.
- Vovsha, P., & Bekhor, S. (1998). Link-nested logit model of route choice: overcoming route overlapping problem. *Transportation Research Record* 1645, 133-142.
- Wang, L. (2009). Cutting plane algorithms for the inverse mixed integer linear programming problem. *Operations Research Letters*, 37(2), 114-116.
- Watling, D. P., Rasmussen, T. K., Prato, C. G., & Nielsen, O. A. (2015). Stochastic user equilibrium with equilibrated choice sets: Part I—Model formulations under alternative distributions and restrictions. *Transportation Research Part B* 77, 166-181.
- Williams, S., White, A., Waiganjo, P., Orwa, D., & Klopp, J. (2015). The digital matatu project: Using cell phones to create an open source data for Nairobi's semi-formal bus system. *Journal of Transport Geography* 49, 39-51.
- You, S. I., Chow, J. Y. J., & Ritchie, S. G. (2016). Inverse vehicle routing for activity-based urban freight forecast modeling and city logistics. *Transportmetrica A*, in press, doi: 10.1080/23249935.2016.1189723.
- Zhan, X., Hasan, S., Ukkusuri, S. V., & Kamga, C. (2013). Urban link travel time estimation using large-scale taxi data with partial information. *Transportation Research Part C* 33, 37-49.
- Zhang, J., & Zhang, L. (2010). An augmented Lagrangian method for a class of inverse quadratic programming problems. *Applied Mathematics and Optimization*, 61(1), 57-83.